

University of New Hampshire University of New Hampshire Scholars' Repository

Space Science Center

Institute for the Study of Earth, Oceans, and Space
(EOS)

1994

COMPTEL's solar flare catalog

R Suleiman

University of New Hampshire - Main Campus

D J. Forrest

University of New Hampshire - Main Campus

Mark L. McConnell

University of New Hampshire - Main Campus, mark.mcconnell@unh.edu

James M. Ryan

University of New Hampshire, James.Ryan@unh.edu

R Diehl

Max-Planck-Institut für extraterrestrische

See next page for additional authors

Follow this and additional works at: <https://scholars.unh.edu/ssc>

 Part of the [Astrophysics and Astronomy Commons](#)

Recommended Citation

COMPTEL's solar flare catalog Suleiman, R. and Forrest, D. and McConnell, M. and Ryan, J. and Diehl, R. and Lichti, G. and Rank, G. and Schönfelder, V. and Strong, A. and Varendorff, M. and Bennett, K. and Hanlon, L. and Winkler, C. and Bloeman, H. and Hermsen, W. and Swanenburg, B., AIP Conference Proceedings, 294, 51-54 (1994), DOI:<http://dx.doi.org/10.1063/1.45199>

This Conference Proceeding is brought to you for free and open access by the Institute for the Study of Earth, Oceans, and Space (EOS) at University of New Hampshire Scholars' Repository. It has been accepted for inclusion in Space Science Center by an authorized administrator of University of New Hampshire Scholars' Repository. For more information, please contact nicole.hentz@unh.edu.

Authors

R Suleiman, D J. Forrest, Mark L. McConnell, James M. Ryan, R Diehl, G G. Lichti, G Rank, V Schonfelder, A W. Strong, M Varendorff, K Bennett, L O. Hanlon, C Winkler, H Bloemen, W Hermsen, and B Swanenburg

COMPTEL's solar flare catalog

R. Suleiman, D. Forrest, M. McConnell, J. Ryan, R. Diehl, G. Lichti, G. Rank, V. Schönfelder, A. Strong, M. Varendorff, K. Bennett, L. Hanlon, C. Winkler, H. Bloeman, W. Hermsen, and B. Swanenburg

Citation: [AIP Conference Proceedings](#) **294**, 51 (1994); doi: 10.1063/1.45199

View online: <http://dx.doi.org/10.1063/1.45199>

View Table of Contents:

<http://scitation.aip.org/content/aip/proceeding/aipcp/294?ver=pdfcov>

Published by the [AIP Publishing](#)

Articles you may be interested in

[OSSE observations of the 4 June 1991 solar flare](#)

AIP Conf. Proc. **294**, 15 (1994); 10.1063/1.45214

[Observations of the 1991 June 11 solar flare with COMPTEL](#)

AIP Conf. Proc. **294**, 100 (1994); 10.1063/1.45207

[Neutron and gammaray measurements of the solar flare of 1991 June 9](#)

AIP Conf. Proc. **294**, 89 (1994); 10.1063/1.45205

[COMPTEL observations of gammaray flares in October 1991](#)

AIP Conf. Proc. **294**, 55 (1994); 10.1063/1.45200

[Xray and gammaray observations of solar flares by GRANAT](#)

AIP Conf. Proc. **294**, 3 (1994); 10.1063/1.45197

COMPTEL'S SOLAR FLARE CATALOG

R.Suleiman, D.Forrest, M.McConnell, J.Ryan
University of New Hampshire, Space Science Center, Durham, NH
03824

R.Diehl, G.Lichti, G.Rank, V.Schönfelder, A.Strong, M.Varendorff¹
Max-Planck Institut für Extraterrestrische Physik, D-8046
Garching, FRG

K.Bennett, L.Hanlon, C.Winkler
Space Science Department of ESA/ESTEC, 2200 AG Noordwijk, The
Netherlands

H.Bloeman, W.Hermsen, B.Swanenburg
SRON Leiden, P.B. 9504, NL-2300 RA Leiden, The Netherlands
¹ Currently at University of New Hampshire

ABSTRACT

COMPTEL, the imaging gamma-ray telescope, capable of detecting gamma rays in the range of 0.1-30 MeV, is one of four instruments aboard NASA's Compton Gamma-Ray Observatory. The CompTEL burst detectors (single Detector Mode) have a field of view of $\sim 2.5\pi$ sr. These detectors of COMPTEL permit measurements of energy spectra and time histories of solar flare gamma-ray emission. A search through the Single Detector Mode's data is being conducted. We summarize the preliminary results of this search.

INTRODUCTION

The COMPTEL Solar Flare Catalog was obtained using the data generated in the single detector mode. The BATSE trigger flare list was used as the primary reference source. This catalog includes almost every trigger in the Burst Processor. The particular intensity threshold of solar flares needs no defining. The data from the high range of the Single Detector Mode (June 1991 to February 1992) has been processed and thirty flares have been confirmed. For each processed flare, energy spectrum and several time history plots, were produced for different energy bands. Such plots include (0.6-1) MeV for the 0.847 MeV line from ^{56}Fe , (2-2.4) MeV for the 2.223 MeV line from neutron capture on hydrogen, (3-7) MeV for the 4.44 and 6.13 MeV lines due to ^{12}C and ^{16}O deexcitation, and finally (8-10) MeV.

BURST DETECTOR

The imaging Compton Telescope, COMPTEL, uses 2 out of the 14 NaI cells in the lower (D2) detector (Fig. 1) to accumulate burst spectra upon receiving a trigger signal

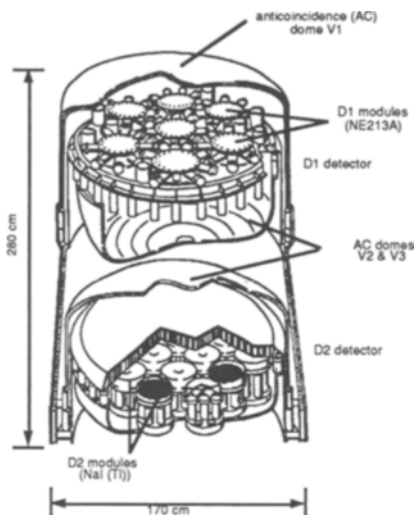


Figure 1. Schematic view of the COMPTTEL telescope. The burst detectors are shaded in black.

from BATSE. Each NaI(Tl) crystal of the Single Detector Mode has a diameter of 28 cm, and a height of 7.5 cm. Each is viewed from below by 7 photomultipliers. The two modules measure energy in two different ranges: low range (0.1 MeV to ~0.6 MeV) and high range (~0.6 MeV to ~10.7 MeV). The threshold (0.1 MeV) in the low range is mostly due to the absorption of gamma-rays in the veto domes and the aluminum sandwich plate sheltering the (D2) assembly (see Fig. 1). The detector modules are supplied with dedicated ADC's and an electronic subsystem (Burst Spectrum Analyzer 'BSA')¹.

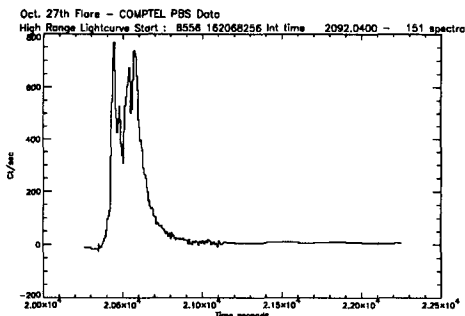
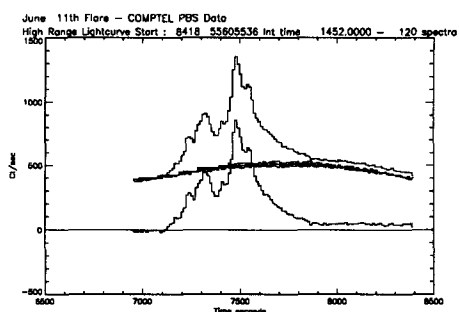
DATA and ANALYSIS

An extensive search is being conducted in the data of the BSA.

If a trigger is found, then it is cross checked with BATSE and GOES data, to determine if it is a flare. If such a flare shows good statistics then further analysis is performed. The method of finding the background-subtracted flare is to subtract the average of 15 orbits before and after each flare. In the first analysis only the flares within the field of view of COMPTTEL telescope mode were processed, but by taking advantage of the wider field of the single detector mode other flares were found. Approximately 30 flares were found and 26 flares have been excluded due to poor statistics.

RESULTS

In figure 2 we display the raw time profiles of 5 solar flares (not dead time corrected).



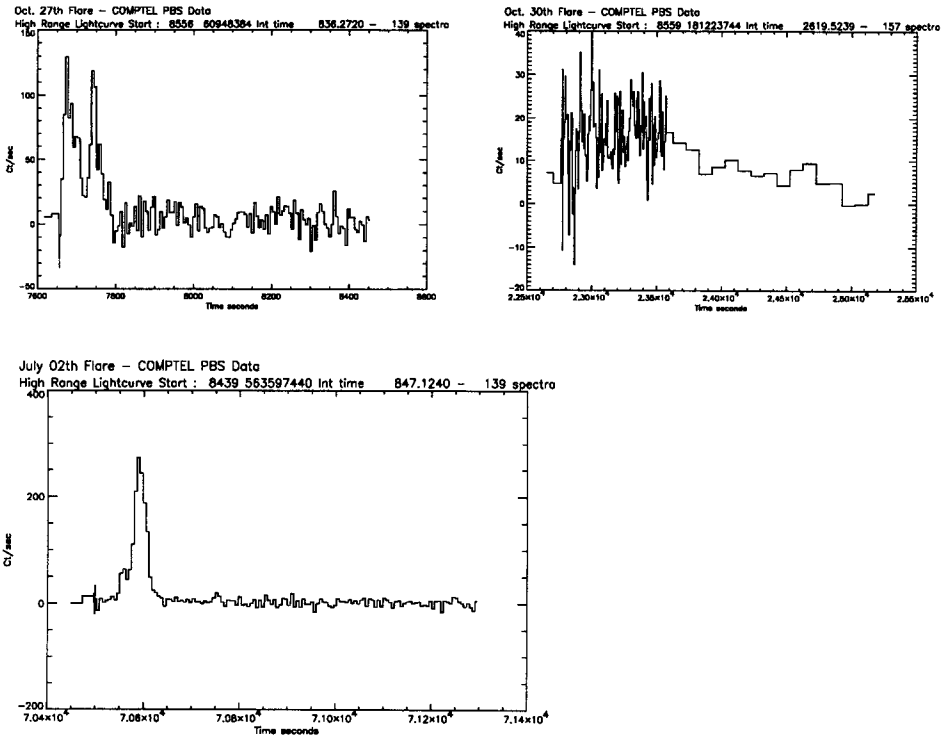


Figure 2. Time profiles of 5 solar flares detected in COMPTEL's burst mode. The first one includes the flare with the background, the middle lines are the background before and after and their average, and the flare minus background.

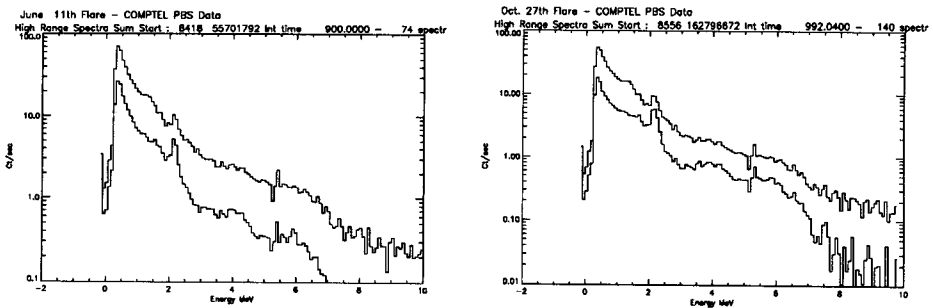


Figure 3. Energy spectra of solar flares. Top plot is the flare with background while the bottom is the flare minus the background.

We show some of the processed solar flares in Table 1. For each flare the onset time and the background subtracted

54 COMPTEL's Solar Flare Catalog

counts in the energy range of 0.6 to ~10 MeV are given.

Table 1. Summary of some of the observed solar flares

Flare Date	Onset time (UT)	Batse Event	Batse's Counts	Comptel's Counts	Class
12/15/91	18:32:20	2102	1.00E+07	8.44E+03	M1.4
02/02/92	09:05:25	2551	1.36E+06	8.60E+03	M2.8
02/04/92	07:53:52	2596	6.65E+04	1.01E+03	C3.7
01/26/92	14:50:25	2511	8.39E+04	5.31E+04	C5.3
07/02/91	19:34:30	684	2.54E+07	1.90E+05	M4.6
07/17/91	06:25:00	786	5.24E+07	5.27E+04	X1.1
06/04/91	03:37:00	387	1.05E+09	1.61E+06	X12.0
06/09/91	01:39:00	419	6.02E+08	7.15E+04	X10.0
06/11/91	01:56:00	485	8.06E+08	3.49E+05	X12.0
06/30/91	02:55:00	665	1.50E+07	3.21E+05	M5.0
10/07/91	10:14:35	1436	4.30E+05	1.65E+03	C9.9
10/14/91	17:33:42	1491	9.50E+06	9.59E+03	M6.6
10/15/91	09:13:20	1498	1.36E+06	1.91E+04	C7.7
10/24/91	02:36:21	1551	6.54E+07	1.59E+04	X2.1
10/27/91	05:38:20	1648	4.29E+08	2.06E+06	X6.1
10/27/91	02:07:30	1643	3.40E+07	1.29E+05	X1.9
10/30/91	06:18:20	1723	7.13E+07	1.76E+05	X2.5
10/30/91	19:11:42	1743	7.30E+06	2.30E+04	M4.3
10/30/91	22:24:10	1749	2.70E+05	1.24E+04	C5.3

SUMMARY

This paper reports on the preliminary results of the construction of the COMPTEL Solar Flare Catalog. The data presented in this paper are from the COMPTEL burst mode. Results from spectral studies and neutron analysis, from COMPTEL's telescope mode, for some of the flares in June and October of 1991, can be found in these proceedings^{2,3}.

REFERENCES

1. Winkler, C., et al, Adv. Space Res. 6, 113 (1986)
2. McConnell, et al. , 1992, COMPTEL observations of solar flare gamma-rays, COSPAR E.3-S.5.06. (in press)
3. Rank, G., et al. , 1992, Observations of the 1991 June 11 solar flare with COMPTEL, COMPTON Symposium, Washington University, St. Louis, (October 1992) (AIP conference, in press)