


Annual Report on Sunspot Counting Program

2014

Vol. 2

Universidad de Extremadura, Spain



This *Annual Report on Sunspot Counting Program 2014* was compiled by A.J.P. Aparicio and J.M. Vaquero.

Introduction

This program was born in late 2012 at the University of Extremadura in order to further extend our research in the reconstruction of past solar activity (see, for example, Vaquero, 2007). Since 1st January 2013, our sunspot counts have been submitted to the Royal Observatory of Belgium (ROB) as a contribution to the international effort of maintaining and updating the International Sunspot Number. For this purpose, we have used a small apochromatic refractor –80mm of objective diameter and 550mm of focal length– to project a 150mm diameter image onto a template.

In this report, we provide a complete set of data obtained throughout the year 2014, with four Tables showing our data. Moreover, the reference sunspot index is compared with our results.

We hope that this publication is useful to the scientific community studying the sunspot number: the longest solar index series derived from direct observation of the Sun.

Data

Table 1 lists all the observations made along this year. A few days reflect two observations. In those cases, we follow the ROB criteria for the chosen drawing of each day. Here are the criteria:

- Highest number of groups
- Highest Wolf number
- Highest Quality
- Smallest time-difference with respect to 12:00 UT (solar culmination)
- Early-in-the-morning counts are best

Note that the drawing quality is represented as an integer number between 1 and 5, according to the following the rule (USSPS code):

- 1 = very poor
- 2 = poor
- 3 = fair
- 4 = good
- 5 = exceptional

Tables 2 and 3 list daily, monthly and yearly values of the number of groups and spots along 2014. From group count G and sunspot count S , we define UEx sunspot number (or UEx Wolf number) as follows: $SN_{\text{UEx}} = 10G + S$. Additionally, we define UEx group sunspot number as: $GSN_{\text{UEx}} = 12.08G$. These definitions are in agreement with the classical ones (Clette et al., 2014).

Table 4 lists daily, monthly and yearly values of SN_{UEX} , while Figure 1 shows the temporal evolution of these indexes.

Table 1. Data on sunspot counting along 2014, including day, month, time (U.T.), observer, quality, number of groups (G), number of spots (S) and Wolf number (SN_{UEX}).

| Day | Month | Time (U.T.) | Observer | Quality | G | S | SN_{UEX} |
|-----|-------|-------------|--------------|---------|----|----|------------|
| 5 | 1 | 14:00 | JM Vaquero | 2 | 7 | 45 | 115 |
| 8 | 1 | 13:10 | AJP Aparicio | 2 | 4 | 62 | 102 |
| 9 | 1 | 10:25 | AJP Aparicio | 3 | 4 | 79 | 119 |
| 10 | 1 | 14:35 | AJP Aparicio | 2 | 5 | 29 | 79 |
| 11 | 1 | 13:45 | JM Vaquero | 3 | 8 | 37 | 117 |
| 13 | 1 | 11:00 | AJP Aparicio | 4 | 8 | 26 | 106 |
| 14 | 1 | 13:30 | AJP Aparicio | 2 | 6 | 23 | 83 |
| 16 | 1 | 10:25 | AJP Aparicio | 3 | 6 | 10 | 70 |
| 19 | 1 | 13:20 | JM Vaquero | 4 | 8 | 18 | 98 |
| 20 | 1 | 14:10 | AJP Aparicio | 4 | 10 | 37 | 137 |
| 22 | 1 | 11:35 | AJP Aparicio | 4 | 10 | 44 | 144 |
| 23 | 1 | 10:10 | AJP Aparicio | 4 | 9 | 37 | 127 |
| 25 | 1 | 16:55 | JM Vaquero | 3 | 7 | 21 | 91 |
| 26 | 1 | 13:45 | JM Vaquero | 1 | 4 | 11 | 51 |
| 28 | 1 | 9:20 | AJP Aparicio | 3 | 5 | 23 | 73 |
| 29 | 1 | 13:15 | AJP Aparicio | 4 | 5 | 31 | 81 |
| 30 | 1 | 13:45 | JM Vaquero | 2 | 5 | 30 | 80 |
| 1 | 2 | 16:25 | JM Vaquero | 2 | 3 | 43 | 73 |
| 2 | 2 | 13:35 | JM Vaquero | 2 | 4 | 54 | 94 |
| 10 | 2 | 10:45 | AJP Aparicio | 4 | 8 | 47 | 127 |
| 13 | 2 | 12:00 | AJP Aparicio | 4 | 7 | 59 | 129 |
| 16 | 2 | 17:20 | JM Vaquero | 2 | 3 | 35 | 65 |
| 17 | 2 | 11:15 | N Bravo | 3 | 6 | 31 | 91 |
| 19 | 2 | 11:15 | MJ Trinidad | 3 | 5 | 21 | 71 |
| 21 | 2 | 10:20 | AJP Aparicio | 4 | 5 | 44 | 94 |
| 23 | 2 | 11:15 | AJP Aparicio | 5 | 6 | 62 | 122 |
| 24 | 2 | 11:05 | AJP Aparicio | 4 | 6 | 46 | 106 |
| 26 | 2 | 10:15 | AJP Aparicio | 3 | 11 | 51 | 161 |
| 5 | 3 | 10:30 | AJP Aparicio | 4 | 9 | 36 | 126 |
| 6 | 3 | 11:20 | AJP Aparicio | 3 | 6 | 16 | 76 |
| 7 | 3 | 10:30 | AJP Aparicio | 4 | 7 | 30 | 100 |
| 8 | 3 | 12:20 | JM Vaquero | 3 | 6 | 18 | 78 |
| 10 | 3 | 10:20 | AJP Aparicio | 5 | 5 | 42 | 92 |
| 11 | 3 | 9:50 | AJP Aparicio | 5 | 5 | 50 | 100 |
| 12 | 3 | 10:00 | AJP Aparicio | 4 | 5 | 47 | 97 |

| | | | | | | | |
|----|---|-------|--------------|---|---|----|-----|
| 13 | 3 | 9:50 | AJP Aparicio | 4 | 6 | 36 | 96 |
| 14 | 3 | 10:10 | AJP Aparicio | 3 | 6 | 33 | 93 |
| 15 | 3 | 17:41 | JM Vaquero | 3 | 7 | 18 | 88 |
| 17 | 3 | 9:50 | AJP Aparicio | 4 | 7 | 27 | 97 |
| 18 | 3 | 10:10 | AJP Aparicio | 3 | 7 | 18 | 88 |
| 18 | 3 | 12:30 | L Bautista | 3 | 6 | 17 | 77 |
| 19 | 3 | 10:15 | AJP Aparicio | 4 | 8 | 31 | 111 |
| 20 | 3 | 12:20 | AJP Aparicio | 2 | 7 | 40 | 110 |
| 22 | 3 | 13:00 | AJP Aparicio | 3 | 9 | 28 | 118 |
| 23 | 3 | 12:00 | AJP Aparicio | 4 | 7 | 32 | 102 |
| 26 | 3 | 10:00 | AJP Aparicio | 4 | 5 | 36 | 86 |
| 27 | 3 | 10:30 | AJP Aparicio | 3 | 7 | 31 | 101 |
| 3 | 4 | 15:30 | AJP Aparicio | 4 | 8 | 38 | 118 |
| 6 | 4 | 18:20 | JM Vaquero | 2 | 7 | 23 | 93 |
| 7 | 4 | 15:20 | AJP Aparicio | 3 | 9 | 33 | 123 |
| 8 | 4 | 10:40 | AJP Aparicio | 3 | 9 | 24 | 114 |
| 8 | 4 | 13:15 | L Bautista | 4 | 6 | 15 | 75 |
| 10 | 4 | 9:10 | AJP Aparicio | 4 | 3 | 6 | 36 |
| 11 | 4 | 9:00 | AJP Aparicio | 5 | 4 | 11 | 51 |
| 15 | 4 | 16:25 | JM Vaquero | 3 | 9 | 45 | 135 |
| 22 | 4 | 8:40 | AJP Aparicio | 3 | 7 | 43 | 113 |
| 22 | 4 | 11:20 | L Bautista | 3 | 6 | 16 | 76 |
| 24 | 4 | 8:55 | AJP Aparicio | 4 | 5 | 13 | 63 |
| 25 | 4 | 10:30 | AJP Aparicio | 3 | 4 | 6 | 46 |
| 27 | 4 | 11:35 | AJP Aparicio | 1 | 4 | 5 | 45 |
| 28 | 4 | 8:35 | AJP Aparicio | 4 | 5 | 21 | 71 |
| 29 | 4 | 8:25 | AJP Aparicio | 4 | 5 | 18 | 68 |
| 29 | 4 | 11:25 | L Bautista | 4 | 5 | 13 | 63 |
| 30 | 4 | 8:40 | AJP Aparicio | 4 | 5 | 25 | 75 |
| 1 | 5 | 15:40 | JM Vaquero | 2 | 3 | 21 | 51 |
| 5 | 5 | 8:45 | AJP Aparicio | 4 | 8 | 45 | 125 |
| 6 | 5 | 8:45 | AJP Aparicio | 2 | 9 | 29 | 119 |
| 8 | 5 | 8:55 | AJP Aparicio | 4 | 7 | 22 | 92 |
| 9 | 5 | 8:45 | AJP Aparicio | 5 | 9 | 27 | 117 |
| 10 | 5 | 10:30 | AJP Aparicio | 3 | 8 | 19 | 99 |
| 11 | 5 | 10:10 | AJP Aparicio | 4 | 9 | 31 | 121 |
| 12 | 5 | 9:00 | AJP Aparicio | 4 | 8 | 51 | 131 |
| 13 | 5 | 8:50 | AJP Aparicio | 3 | 7 | 33 | 103 |
| 13 | 5 | 11:30 | L Bautista | 4 | 8 | 21 | 101 |
| 14 | 5 | 8:40 | AJP Aparicio | 5 | 9 | 60 | 150 |
| 15 | 5 | 10:15 | AJP Aparicio | 3 | 7 | 39 | 109 |
| 16 | 5 | 9:15 | AJP Aparicio | 4 | 9 | 25 | 115 |
| 25 | 5 | 18:00 | AJP Aparicio | 3 | 6 | 31 | 91 |
| 26 | 5 | 12:15 | JM Vaquero | 2 | 5 | 19 | 69 |
| 27 | 5 | 10:05 | AJP Aparicio | 4 | 4 | 15 | 55 |

| | | | | | | | |
|----|---|-------|--------------|---|----|----|-----|
| 28 | 5 | 15:30 | AJP Aparicio | 3 | 4 | 7 | 47 |
| 29 | 5 | 8:25 | AJP Aparicio | 4 | 3 | 6 | 36 |
| 30 | 5 | 10:25 | JM Vaquero | 2 | 4 | 10 | 50 |
| 31 | 5 | 11:25 | AJP Aparicio | 2 | 2 | 4 | 24 |
| 1 | 6 | 10:45 | AJP Aparicio | 4 | 4 | 9 | 49 |
| 2 | 6 | 8:35 | AJP Aparicio | 4 | 4 | 12 | 52 |
| 3 | 6 | 8:35 | AJP Aparicio | 4 | 4 | 13 | 53 |
| 4 | 6 | 8:35 | AJP Aparicio | 4 | 4 | 9 | 49 |
| 5 | 6 | 9:10 | AJP Aparicio | 3 | 4 | 16 | 56 |
| 6 | 6 | 8:30 | AJP Aparicio | 2 | 4 | 28 | 68 |
| 7 | 6 | 9:30 | AJP Aparicio | 4 | 6 | 38 | 98 |
| 8 | 6 | 11:00 | AJP Aparicio | 3 | 5 | 50 | 100 |
| 9 | 6 | 8:45 | AJP Aparicio | 3 | 6 | 56 | 116 |
| 10 | 6 | 18:30 | AJP Aparicio | 3 | 6 | 57 | 117 |
| 11 | 6 | 8:15 | AJP Aparicio | 3 | 8 | 60 | 140 |
| 12 | 6 | 8:50 | AJP Aparicio | 4 | 11 | 51 | 161 |
| 13 | 6 | 8:05 | AJP Aparicio | 4 | 10 | 59 | 159 |
| 14 | 6 | 16:15 | JM Vaquero | 2 | 6 | 25 | 85 |
| 15 | 6 | 12:40 | JM Vaquero | 2 | 4 | 18 | 58 |
| 16 | 6 | 8:50 | AJP Aparicio | 4 | 5 | 18 | 68 |
| 17 | 6 | 17:40 | AJP Aparicio | 3 | 8 | 26 | 106 |
| 18 | 6 | 9:20 | AJP Aparicio | 3 | 8 | 21 | 101 |
| 19 | 6 | 10:00 | AJP Aparicio | 3 | 6 | 9 | 69 |
| 20 | 6 | 8:15 | AJP Aparicio | 5 | 6 | 19 | 79 |
| 21 | 6 | 10:40 | AJP Aparicio | 3 | 7 | 13 | 83 |
| 22 | 6 | 10:00 | AJP Aparicio | 3 | 7 | 12 | 82 |
| 23 | 6 | 8:20 | AJP Aparicio | 4 | 6 | 9 | 69 |
| 24 | 6 | 10:50 | AJP Aparicio | 3 | 3 | 4 | 34 |
| 25 | 6 | 8:15 | AJP Aparicio | 4 | 3 | 15 | 45 |
| 26 | 6 | 8:50 | AJP Aparicio | 4 | 4 | 13 | 53 |
| 27 | 6 | 8:00 | AJP Aparicio | 4 | 4 | 7 | 47 |
| 28 | 6 | 10:00 | AJP Aparicio | 3 | 3 | 4 | 34 |
| 30 | 6 | 11:20 | AJP Aparicio | 3 | 8 | 25 | 105 |
| 3 | 7 | 11:45 | AJP Aparicio | 3 | 7 | 48 | 118 |
| 4 | 7 | 8:10 | AJP Aparicio | 5 | 9 | 89 | 179 |
| 5 | 7 | 9:15 | AJP Aparicio | 4 | 10 | 66 | 166 |
| 7 | 7 | 18:20 | AJP Aparicio | 4 | 14 | 77 | 217 |
| 8 | 7 | 8:45 | AJP Aparicio | 4 | 10 | 66 | 166 |
| 9 | 7 | 8:25 | AJP Aparicio | 4 | 9 | 64 | 154 |
| 10 | 7 | 8:10 | AJP Aparicio | 4 | 9 | 64 | 154 |
| 11 | 7 | 8:20 | AJP Aparicio | 4 | 9 | 49 | 139 |
| 12 | 7 | 10:10 | AJP Aparicio | 3 | 6 | 29 | 89 |
| 13 | 7 | 10:30 | AJP Aparicio | 3 | 5 | 13 | 63 |
| 14 | 7 | 8:05 | AJP Aparicio | 4 | 4 | 12 | 52 |
| 15 | 7 | 8:20 | AJP Aparicio | 4 | 1 | 1 | 11 |

| | | | | | | | |
|----|---|-------|--------------|---|---|----|-----|
| 16 | 7 | 8:00 | AJP Aparicio | 4 | 0 | 0 | 0 |
| 17 | 7 | 8:40 | AJP Aparicio | 4 | 0 | 0 | 0 |
| 18 | 7 | 8:15 | AJP Aparicio | 2 | 1 | 3 | 13 |
| 21 | 7 | 8:25 | AJP Aparicio | 4 | 1 | 4 | 14 |
| 22 | 7 | 8:25 | AJP Aparicio | 4 | 3 | 9 | 39 |
| 23 | 7 | 8:30 | AJP Aparicio | 4 | 4 | 8 | 48 |
| 24 | 7 | 8:20 | AJP Aparicio | 4 | 5 | 11 | 61 |
| 25 | 7 | 8:50 | AJP Aparicio | 4 | 3 | 12 | 42 |
| 9 | 8 | 9:55 | JM Vaquero | 3 | 4 | 20 | 60 |
| 10 | 8 | 18:50 | JM Vaquero | 2 | 3 | 13 | 43 |
| 11 | 8 | 8:30 | AJP Aparicio | 4 | 4 | 14 | 54 |
| 12 | 8 | 8:40 | AJP Aparicio | 4 | 5 | 17 | 67 |
| 14 | 8 | 9:10 | AJP Aparicio | 4 | 2 | 16 | 36 |
| 15 | 8 | 10:40 | AJP Aparicio | 3 | 5 | 33 | 83 |
| 18 | 8 | 8:50 | AJP Aparicio | 4 | 6 | 30 | 90 |
| 19 | 8 | 9:30 | AJP Aparicio | 3 | 6 | 20 | 80 |
| 20 | 8 | 8:40 | AJP Aparicio | 4 | 6 | 23 | 83 |
| 21 | 8 | 9:00 | AJP Aparicio | 3 | 6 | 28 | 88 |
| 22 | 8 | 11:50 | AJP Aparicio | 2 | 6 | 31 | 91 |
| 25 | 8 | 8:45 | AJP Aparicio | 4 | 5 | 34 | 84 |
| 26 | 8 | 8:45 | AJP Aparicio | 4 | 5 | 29 | 79 |
| 27 | 8 | 10:30 | AJP Aparicio | 3 | 5 | 14 | 64 |
| 28 | 8 | 8:40 | AJP Aparicio | 4 | 5 | 12 | 62 |
| 29 | 8 | 8:55 | AJP Aparicio | 4 | 5 | 12 | 62 |
| 30 | 8 | 16:50 | AJP Aparicio | 4 | 5 | 23 | 73 |
| 31 | 8 | 9:50 | AJP Aparicio | 4 | 4 | 23 | 63 |
| 1 | 9 | 8:45 | AJP Aparicio | 4 | 5 | 29 | 79 |
| 2 | 9 | 8:50 | AJP Aparicio | 4 | 5 | 32 | 82 |
| 3 | 9 | 9:15 | AJP Aparicio | 4 | 5 | 27 | 77 |
| 4 | 9 | 9:00 | AJP Aparicio | 3 | 6 | 27 | 87 |
| 5 | 9 | 8:50 | AJP Aparicio | 4 | 6 | 23 | 83 |
| 9 | 9 | 9:05 | AJP Aparicio | 3 | 8 | 53 | 133 |
| 10 | 9 | 9:10 | AJP Aparicio | 3 | 7 | 55 | 125 |
| 11 | 9 | 9:10 | AJP Aparicio | 3 | 9 | 55 | 145 |
| 12 | 9 | 9:10 | AJP Aparicio | 3 | 5 | 35 | 85 |
| 14 | 9 | 10:35 | AJP Aparicio | 3 | 5 | 19 | 69 |
| 17 | 9 | 12:20 | AJP Aparicio | 3 | 7 | 21 | 91 |
| 18 | 9 | 8:15 | JM Vaquero | 2 | 5 | 16 | 66 |
| 23 | 9 | 11:20 | JM Vaquero | 3 | 7 | 27 | 97 |
| 24 | 9 | 12:15 | AJP Aparicio | 3 | 5 | 20 | 70 |
| 25 | 9 | 9:25 | AJP Aparicio | 4 | 8 | 42 | 122 |
| 26 | 9 | 10:15 | AJP Aparicio | 4 | 6 | 51 | 111 |
| 27 | 9 | 15:55 | JM Vaquero | 3 | 6 | 74 | 134 |
| 28 | 9 | 11:00 | AJP Aparicio | 3 | 8 | 91 | 171 |
| 29 | 9 | 9:50 | AJP Aparicio | 4 | 9 | 69 | 159 |

| | | | | | | | |
|----|----|-------|---------------------|---|---|----|-----|
| 30 | 9 | 9:45 | AJP Aparicio | 2 | 8 | 37 | 117 |
| 1 | 10 | 9:10 | AJP Aparicio | 4 | 7 | 42 | 112 |
| 2 | 10 | 10:30 | N Bravo | 4 | 7 | 32 | 102 |
| 3 | 10 | 9:40 | AJP Aparicio | 4 | 7 | 18 | 88 |
| 6 | 10 | 9:15 | AJP Aparicio | 4 | 4 | 14 | 54 |
| 7 | 10 | 10:50 | AJP Aparicio | 3 | 6 | 14 | 74 |
| 7 | 10 | 11:30 | L Bautista | 3 | 6 | 10 | 70 |
| 14 | 10 | 9:45 | AJP Aparicio | 3 | 5 | 16 | 66 |
| 14 | 10 | 11:20 | L Bautista | 2 | 3 | 8 | 38 |
| 17 | 10 | 9:55 | AJP Aparicio | 4 | 4 | 5 | 45 |
| 18 | 10 | 11:30 | AJP Aparicio | 4 | 3 | 14 | 44 |
| 19 | 10 | 10:30 | AJP Aparicio | 3 | 4 | 24 | 64 |
| 20 | 10 | 11:20 | AJP Aparicio | 4 | 5 | 64 | 114 |
| 21 | 10 | 9:35 | AJP Aparicio | 3 | 4 | 65 | 105 |
| 21 | 10 | 11:30 | L Bautista | 3 | 4 | 50 | 90 |
| 22 | 10 | 10:15 | AJP Aparicio | 4 | 5 | 74 | 124 |
| 23 | 10 | 9:55 | AJP Aparicio | 4 | 5 | 71 | 121 |
| 24 | 10 | 10:15 | AJP Aparicio | 4 | 6 | 74 | 134 |
| 27 | 10 | 10:10 | AJP Aparicio | 5 | 5 | 62 | 112 |
| 29 | 10 | 10:20 | AJP Aparicio | 4 | 6 | 30 | 90 |
| 30 | 10 | 10:15 | AJP Aparicio | 4 | 9 | 14 | 104 |
| 31 | 10 | 10:40 | AJP Aparicio | 3 | 7 | 8 | 78 |
| 2 | 11 | 17:00 | JM Vaquero | 2 | 6 | 17 | 77 |
| 4 | 11 | 11:40 | AJP Aparicio | 3 | 8 | 20 | 100 |
| 4 | 11 | 12:45 | L Bautista | 3 | 8 | 16 | 96 |
| 5 | 11 | 10:30 | AJP Aparicio | 4 | 8 | 38 | 118 |
| 6 | 11 | 9:30 | N Bravo | 3 | 5 | 27 | 77 |
| 6 | 11 | 10:15 | AJP Aparicio | 3 | 5 | 37 | 87 |
| 9 | 11 | 13:00 | JM Vaquero | 2 | 5 | 27 | 77 |
| 10 | 11 | 9:15 | L Paniagua/D Duarte | 2 | 3 | 9 | 39 |
| 10 | 11 | 10:20 | AJP Aparicio | 3 | 4 | 30 | 70 |
| 11 | 11 | 10:45 | R Valero/E Polo | 2 | 3 | 14 | 44 |
| 12 | 11 | 10:30 | AJP Aparicio | 4 | 4 | 34 | 74 |
| 17 | 11 | 12:10 | AJP Aparicio | 2 | 7 | 22 | 92 |
| 18 | 11 | 11:15 | AJP Aparicio | 3 | 4 | 25 | 65 |
| 21 | 11 | 11:15 | AJP Aparicio | 3 | 5 | 31 | 81 |
| 23 | 11 | 10:40 | AJP Aparicio | 2 | 4 | 32 | 72 |
| 24 | 11 | 12:10 | JM Vaquero | 3 | 6 | 33 | 93 |
| 26 | 11 | 12:20 | L Bautista | 3 | 7 | 23 | 93 |
| 1 | 12 | 9:30 | L Paniagua/D Duarte | 4 | 7 | 23 | 93 |
| 1 | 12 | 11:40 | AJP Aparicio | 4 | 9 | 50 | 140 |
| 2 | 12 | 10:20 | R Valero/D Duarte | 3 | 6 | 17 | 77 |
| 2 | 12 | 11:00 | AJP Aparicio | 3 | 6 | 25 | 85 |
| 4 | 12 | 12:30 | L Valadés/A Flores | 3 | 3 | 8 | 38 |
| 4 | 12 | 13:00 | AJP Aparicio | 2 | 3 | 12 | 42 |

| | | | | | | | |
|----|----|-------|---------------------|---|---|----|-----|
| 5 | 12 | 13:15 | AJP Aparicio | 3 | 5 | 9 | 59 |
| 6 | 12 | 13:30 | JM Vaquero | 2 | 3 | 6 | 36 |
| 7 | 12 | 13:50 | JM Vaquero | 2 | 3 | 10 | 40 |
| 8 | 12 | 12:05 | JM Vaquero | 3 | 3 | 13 | 43 |
| 10 | 12 | 12:30 | L Bautista | 3 | 5 | 19 | 69 |
| 10 | 12 | 14:05 | AJP Aparicio | 4 | 5 | 28 | 78 |
| 11 | 12 | 11:50 | AJP Aparicio | 3 | 7 | 30 | 100 |
| 11 | 12 | 12:15 | A Flores/L Valadés | 3 | 6 | 12 | 72 |
| 15 | 12 | 9:25 | L Paniagua/D Duarte | 3 | 9 | 17 | 107 |
| 15 | 12 | 11:35 | AJP Aparicio | 4 | 9 | 56 | 146 |
| 16 | 12 | 11:15 | AJP Aparicio | 5 | 9 | 81 | 171 |
| 21 | 12 | 13:05 | JM Vaquero | 3 | 8 | 48 | 128 |
| 22 | 12 | 13:40 | JM Vaquero | 4 | 9 | 45 | 135 |
| 23 | 12 | 12:50 | JM Vaquero | 3 | 8 | 21 | 101 |
| 25 | 12 | 13:20 | JM Vaquero | 3 | 7 | 20 | 90 |
| 26 | 12 | 12:20 | JM Vaquero | 3 | 5 | 14 | 64 |
| 28 | 12 | 13:45 | JM Vaquero | 2 | 7 | 17 | 87 |
| 30 | 12 | 13:45 | JM Vaquero | 2 | 7 | 24 | 94 |

Total number of observations: 233

Total number of days with a record: 216

Table 2. Daily, monthly and yearly values of number of groups (G) in 2014.

| | Jan | Feb | Mar | Apr | May | Jun | Jul | Aug | Sep | Oct | Nov | Dec |
|--------------|-----|-----|-----|-----|-----|-----|-----|-----|-----|-----|-----|-----|
| 1 | | 3 | | | 3 | 4 | | | 5 | 7 | | 9 |
| 2 | | 4 | | | | 4 | | | 5 | 7 | 6 | 6 |
| 3 | | | | 8 | | 4 | 7 | | 5 | 7 | | |
| 4 | | | | | | 4 | 9 | | 6 | | 8 | 3 |
| 5 | 7 | | 9 | | 8 | 4 | 10 | | 6 | | 8 | 5 |
| 6 | | | 6 | 7 | 9 | 4 | | | | 4 | 5 | 3 |
| 7 | | | 7 | 9 | | 6 | 14 | | | 6 | | 3 |
| 8 | 4 | | 6 | 9 | 7 | 5 | 10 | | | | | 3 |
| 9 | 4 | | | | 9 | 6 | 9 | 4 | 8 | | 5 | |
| 10 | 5 | 8 | 5 | 3 | 8 | 6 | 9 | 3 | 7 | | 4 | 5 |
| 11 | 8 | | 5 | 4 | 9 | 8 | 9 | 4 | 9 | | 3 | 7 |
| 12 | | | 5 | | 8 | 11 | 6 | 5 | 5 | | 4 | |
| 13 | 8 | 7 | 6 | | 8 | 10 | 5 | | | | | |
| 14 | 6 | | 6 | | 9 | 6 | 4 | 2 | 5 | 5 | | |
| 15 | | | 7 | 9 | 7 | 4 | 1 | 5 | | | | 9 |
| 16 | 6 | 3 | | | 9 | 5 | 0 | | | | | 9 |
| 17 | | 6 | 7 | | | 8 | 0 | | 7 | 4 | 7 | |
| 18 | | | 7 | | | 8 | 1 | 6 | 5 | 3 | 4 | |
| 19 | 8 | 5 | 8 | | | 6 | | 6 | | 4 | | |
| 20 | 10 | | 7 | | | 6 | | 6 | | 5 | | |
| 21 | | 5 | | | | 7 | 1 | 6 | | 4 | 5 | 8 |
| 22 | 10 | | 9 | 7 | | 7 | 3 | 6 | | 5 | | 9 |
| 23 | 9 | 6 | 7 | | | 6 | 4 | | 7 | 5 | 4 | 8 |
| 24 | | 6 | | 5 | | 3 | 5 | | 5 | 6 | 6 | |
| 25 | 7 | | | 4 | 6 | 3 | 3 | 5 | 8 | | | 7 |
| 26 | 4 | 11 | 5 | | 5 | 4 | | 5 | 6 | | 7 | 5 |
| 27 | | | 7 | 4 | 4 | 4 | | 5 | 6 | 5 | | |
| 28 | 5 | | | 5 | 4 | 3 | | 5 | 8 | | | 7 |
| 29 | 5 | | | 5 | 3 | | | 5 | 9 | 6 | | |
| 30 | 5 | | | 5 | 4 | 8 | | 5 | 8 | 9 | | 7 |
| 31 | | | | | 2 | | | 4 | | 7 | | |
| Monthly mean | 6.5 | 5.8 | 6.6 | 6.0 | 6.4 | 5.7 | 5.5 | 4.8 | 6.5 | 5.5 | 5.4 | 6.3 |
| Yearly mean | 5.9 | | | | | | | | | | | |

Table 3. Daily, monthly and yearly values of number of spots (S) in 2014.

| | Jan | Feb | Mar | Apr | May | Jun | Jul | Aug | Sep | Oct | Nov | Dec |
|--------------|------|------|------|------|------|------|------|------|------|------|------|------|
| 1 | | 43 | | | 21 | 9 | | | 29 | 42 | | 50 |
| 2 | | 54 | | | | 12 | | | 32 | 32 | 17 | 25 |
| 3 | | | | 38 | | 13 | 48 | | 27 | 18 | | |
| 4 | | | | | | 9 | 89 | | 27 | | 20 | 12 |
| 5 | 45 | | 36 | | 45 | 16 | 66 | | 23 | | 38 | 9 |
| 6 | | | 16 | 23 | 29 | 28 | | | | 14 | 37 | 6 |
| 7 | | | 30 | 33 | | 38 | 77 | | | 14 | | 10 |
| 8 | 62 | | 18 | 24 | 22 | 50 | 66 | | | | | 13 |
| 9 | 79 | | | | 27 | 56 | 64 | 20 | 53 | | 27 | |
| 10 | 29 | 47 | 42 | 6 | 19 | 57 | 64 | 13 | 55 | | 30 | 28 |
| 11 | 37 | | 50 | 11 | 31 | 60 | 49 | 14 | 55 | | 14 | 30 |
| 12 | | | 47 | | 51 | 51 | 29 | 17 | 35 | | 34 | |
| 13 | 26 | 59 | 36 | | 21 | 59 | 13 | | | | | |
| 14 | 23 | | 33 | | 60 | 25 | 12 | 16 | 19 | 16 | | |
| 15 | | | 18 | 45 | 39 | 18 | 1 | 33 | | | | 56 |
| 16 | 10 | 35 | | | 25 | 18 | 0 | | | | | 81 |
| 17 | | 31 | 27 | | | 26 | 0 | | 21 | 5 | 22 | |
| 18 | | | 18 | | | 21 | 3 | 30 | 16 | 14 | 25 | |
| 19 | 18 | 21 | 31 | | | 9 | | 20 | | 24 | | |
| 20 | 37 | | 40 | | | 19 | | 23 | | 64 | | |
| 21 | | 44 | | | | 13 | 4 | 28 | | 65 | 31 | 48 |
| 22 | 44 | | 28 | 43 | | 12 | 9 | 31 | | 74 | | 45 |
| 23 | 37 | 62 | 32 | | | 9 | 8 | | 27 | 71 | 32 | 21 |
| 24 | | 46 | | 13 | | 4 | 11 | | 20 | 74 | 33 | |
| 25 | 21 | | | 6 | 31 | 15 | 12 | 34 | 42 | | | 20 |
| 26 | 11 | 51 | 36 | | 19 | 13 | | 29 | 51 | | 23 | 14 |
| 27 | | | 31 | 5 | 15 | 7 | | 14 | 74 | 62 | | |
| 28 | 23 | | | 21 | 7 | 4 | | 12 | 91 | | | 17 |
| 29 | 31 | | | 18 | 6 | | | 12 | 69 | 30 | | |
| 30 | 30 | | | 25 | 10 | 25 | | 23 | 37 | 14 | | 24 |
| 31 | | | | | 4 | | | 23 | | 8 | | |
| Monthly mean | 33.1 | 44.8 | 31.6 | 22.2 | 25.4 | 24.0 | 31.3 | 21.8 | 40.2 | 35.6 | 27.4 | 28.3 |
| Yearly mean | 30.5 | | | | | | | | | | | |

Table 4. Daily, monthly and yearly values of Wolf number (SN_{UEX}) in 2014.

| | Jan | Feb | Mar | Apr | May | Jun | Jul | Aug | Sep | Oct | Nov | Dec |
|---------------------|------|-------|------|------|------|------|------|------|-------|------|------|------|
| 1 | | 73 | | | 51 | 49 | | | 79 | 112 | | 140 |
| 2 | | 94 | | | | 52 | | | 82 | 102 | 77 | 85 |
| 3 | | | | 118 | | 53 | 118 | | 77 | 88 | | |
| 4 | | | | | | 49 | 179 | | 87 | | 100 | 42 |
| 5 | 115 | | 126 | | 125 | 56 | 166 | | 83 | | 118 | 59 |
| 6 | | | 76 | 93 | 119 | 68 | | | | 54 | 87 | 36 |
| 7 | | | 100 | 123 | | 98 | 217 | | | 74 | | 40 |
| 8 | 102 | | 78 | 114 | 92 | 100 | 166 | | | | | 43 |
| 9 | 119 | | | | 117 | 116 | 154 | 60 | 133 | | 77 | |
| 10 | 79 | 127 | 92 | 36 | 99 | 117 | 154 | 43 | 125 | | 70 | 78 |
| 11 | 117 | | 100 | 51 | 121 | 140 | 139 | 54 | 145 | | 44 | 100 |
| 12 | | | 97 | | 131 | 161 | 89 | 67 | 85 | | 74 | |
| 13 | 106 | 129 | 96 | | 101 | 159 | 63 | | | | | |
| 14 | 83 | | 93 | | 150 | 85 | 52 | 36 | 69 | 66 | | |
| 15 | | | 88 | 135 | 109 | 58 | 11 | 83 | | | | 146 |
| 16 | 70 | 65 | | | 115 | 68 | 0 | | | | | 171 |
| 17 | | 91 | 97 | | | 106 | 0 | | 91 | 45 | 92 | |
| 18 | | | 88 | | | 101 | 13 | 90 | 66 | 44 | 65 | |
| 19 | 98 | 71 | 111 | | | 69 | | 80 | | 64 | | |
| 20 | 137 | | 110 | | | 79 | | 83 | | 114 | | |
| 21 | | 94 | | | | 83 | 14 | 88 | | 105 | 81 | 128 |
| 22 | 144 | | 118 | 113 | | 82 | 39 | 91 | | 124 | | 135 |
| 23 | 127 | 122 | 102 | | | 69 | 48 | | 97 | 121 | 72 | 101 |
| 24 | | 106 | | 63 | | 34 | 61 | | 70 | 134 | 93 | |
| 25 | 91 | | | 46 | 91 | 45 | 42 | 84 | 122 | | | 90 |
| 26 | 51 | 161 | 86 | | 69 | 53 | | 79 | 111 | | 93 | 64 |
| 27 | | | 101 | 45 | 55 | 47 | | 64 | 134 | 112 | | |
| 28 | 73 | | | 71 | 47 | 34 | | 62 | 171 | | | 87 |
| 29 | 81 | | | 68 | 36 | | | 62 | 159 | 90 | | |
| 30 | 80 | | | 75 | 50 | 105 | | 73 | 117 | 104 | | 94 |
| 31 | | | | | 24 | | | 63 | | 78 | | |
| Monthly mean | 98.4 | 103.0 | 97.7 | 82.2 | 89.6 | 80.6 | 86.3 | 70.1 | 105.2 | 90.6 | 81.6 | 91.1 |
| Yearly mean | 89.7 | | | | | | | | | | | |
| Observed days | 17 | 11 | 18 | 14 | 19 | 29 | 20 | 18 | 20 | 18 | 14 | 18 |
| Total observed days | 216 | | | | | | | | | | | |

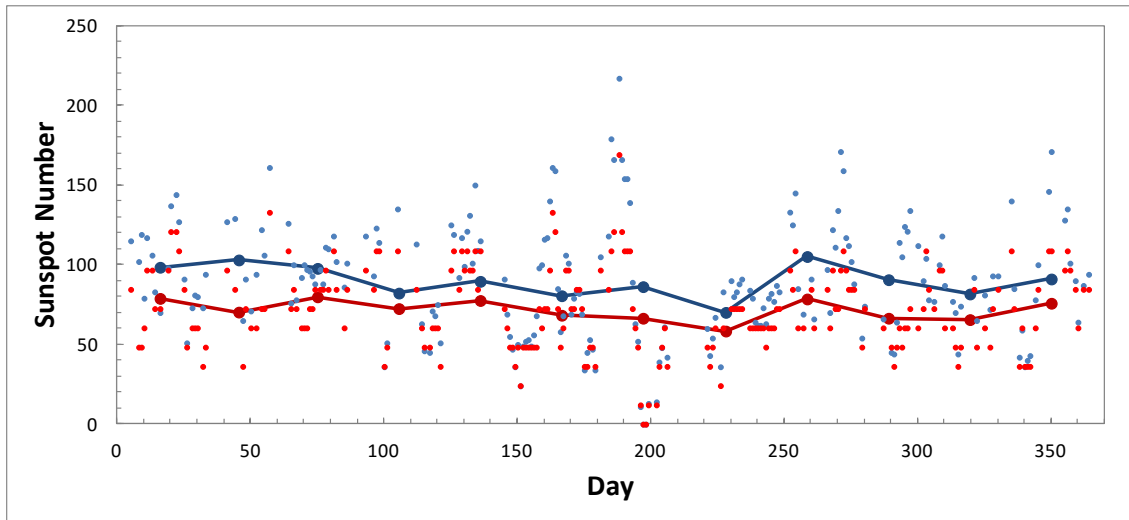


Figure 1. Daily (small dots) and monthly (big dots and lines) SN_{UEX} (blue) and GSN_{UEX} (red) values in 2014.

Relationship with the reference sunspot index

We have compared SN_{UEX} with the sunspot number (S_N , version 2.0), provided by the World Data Center SILSO, Royal Observatory of Belgium, Brussels (see Figure 2).

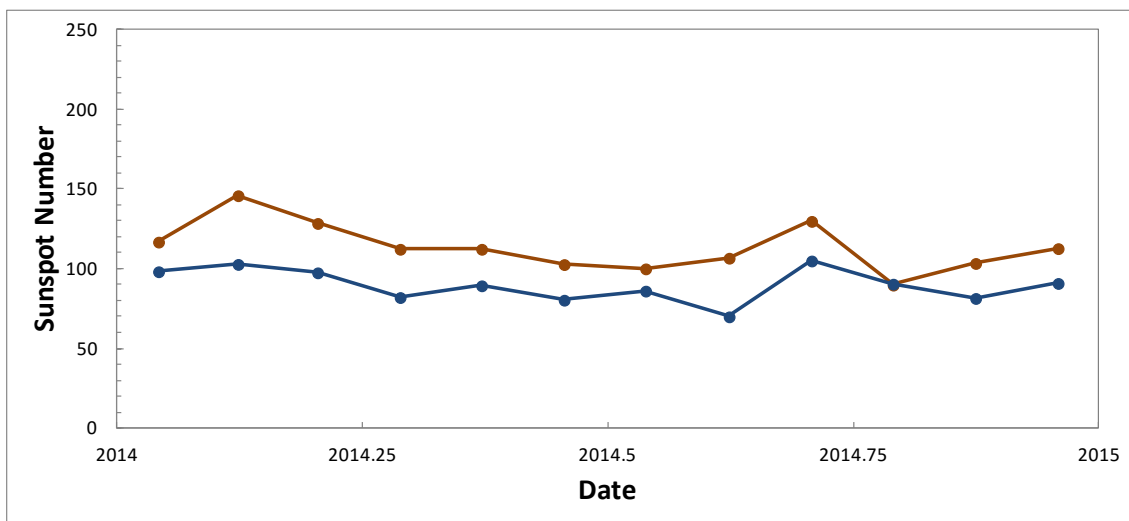


Figure 2. Monthly SN_{UEX} (blue) and S_N (brown) values in 2014.

Figure 3 shows a scatter plot of daily SN_{UEX} versus S_N values for those values corresponding to 2014. Here is the linear fit equation:

$$SN_{UEX} = (0.85 \pm 0.03) S_N + (-3.5 \pm 2.9) \quad (r = 0.916; p\text{-value} < 0.001)$$

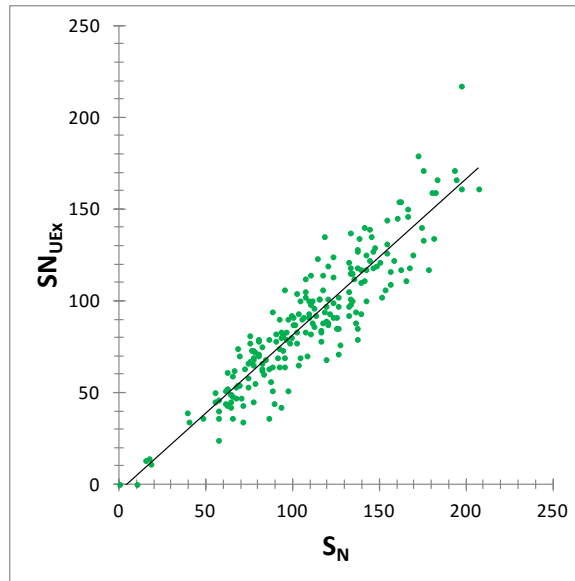


Figure 3. Scatter plot of daily SN_{UEX} versus S_N values in 2014.

Acknowledgements

We appreciate the assistance provided by those students who have collaborated in our sunspot counting program. A.J.P. Aparicio thanks the Ministerio de Educación, Cultura y Deporte for the award of a FPU grant. Support from Junta de Extremadura (Research Group Grant No. GR15137) and from Ministerio de Economía y Competitividad of the Spanish Government (AYA2014-57556-P) is also gratefully acknowledged.

References

- Clette, F., Svalgaard, L., Vaquero, J.M., Cliver, E.W.: 2014, *Space Sci. Rev.* **186**, 35. DOI: 10.1007/s11214-014-0074-2.
- SILSO, World Data Center - Sunspot Number and Long-term Solar Observations, Royal Observatory of Belgium, on-line Sunspot Number catalogue: <http://www.sidc.be/silso/>, '2014'.
- Vaquero, J.M.: 2007, *Adv. Space Res.* **40**, 929.