

2001

Applying E-commerce Techniques to Public School Software

Michael Lapke
University of North Florida

Suggested Citation

Lapke, Michael, "Applying E-commerce Techniques to Public School Software" (2001). *UNF Graduate Theses and Dissertations*. 237.
<https://digitalcommons.unf.edu/etd/237>

This Master's Thesis is brought to you for free and open access by the Student Scholarship at UNF Digital Commons. It has been accepted for inclusion in UNF Graduate Theses and Dissertations by an authorized administrator of UNF Digital Commons. For more information, please contact [Digital Projects](#).

© 2001 All Rights Reserved

Applying E-commerce Techniques to Public School Software

By

Michael Lapke

A project submitted to the
Department of Computer and Information Sciences
In partial fulfillment of the requirements of the degree of

Master of Science in Computer and Information Sciences

UNIVERSITY OF NORTH FLORIDA
DEPARTMENT OF COMPUTER AND INFORMATION SCIENCES

April 2001

Copyright (©) 2001

All rights reserved. Reproduction in whole or in part in any form requires prior written permission of Michael Lapke or a designated representative.

The project, "Applying E-commerce Techniques to Public School Software," submitted by Michael Lapke in partial fulfillment of the requirements for the degree of Master of Science in Computer and Information Sciences has been

Approved by:

Date

Signature Deleted

4/27/01

Dr. Layne Wallace
Project Director

Signature Deleted

4/27/2001

Dr. Charles Winton
Graduate Director

Signature Deleted

4/27/01

Dr. Judith Solano
Department Chair

ACKNOWLEDGEMENTS

More than any other, I would like to thank my wife for her unwavering and loving support during my studies at the University of North Florida. She was the rock that I leaned on when times were rough. Despite many hours away from her, working through the arduous tasks required to reach this milestone in my life, she was always there for me, showing her admiration, devotion, and inspiration. From the bottom of my heart, I thank you, "me crah, me cre."

Additionally, I would like to thank Dr. Wallace for pouring out his reservoir of skills and knowledge to me over the past three years. Your laid back (yet zany) style of teaching always made lectures a fascinating world of discussion. I would especially like to thank you for opening my eyes to the world beyond Microsoft and the PC. Too many of us are lulled into believing that those two entities are all that make up computing but you manage to set a few of us on the right road! Lastly, I know that you haven't been a faculty advisor for a Master's Project for quite a few years. For me you made the exception, and for that, I am ever grateful. I extend my gratitude to you, Dr. Wallace.

CONTENTS

Abstract	vii
Chapter 1: Introduction.....	1
Chapter 2: System Analysis and Design.....	4
2.1: Input Specifications.....	7
2.2: Output Specifications.....	10
2.3: Use Cases (functionality).....	12
2.4: Tools.....	24
Chapter 3: Parent User Manual.....	26
3.1: Parent Login.....	27
3.2: Parent Main Page.....	30
3.3: View Grade Page.....	32
Chapter 4: Teacher User Manual.....	34
4.1: Teacher Login.....	35
4.2: Teacher Main Page.....	38
4.3: Begin New School Year.....	41
4.4: Import/Update Term.....	44
4.5: Period Work.....	46
4.6: Enter New Set of Grades.....	53
4.7: Resume Postponed Entry.....	57
4.8: Update Assignment Weight.....	58
4.9: Archive Records.....	60

Chapter 5: Administrator User Manual	61
5.1: Administrator Login.....	62
5.2: Administrator Main Menu.....	65
5.3: Add/Update/Delete Teacher.....	66
5.4: Add/Update/Delete Student.....	70
5.5: Review Archives.....	73
References.....	74
Appendix A: PHP Code Listings:	
Appendix Ai: Teacher PHP Code.....	75
Appendix Aii: Parent PHP Code.....	158
Appendix Aiii: Administrator PHP Code..	164
Appendix B: HTML Code Listing.....	197
Appendix C: SQL Script Code for Initial Tables	198
Appendix D: Required Web Server Documents.....	199
Appendix E: Entity Relationship Diagram.....	200
Appendix F: Screen Hierarchy Chart.....	201
Vita.....	203

ABSTRACT

Applying e-commerce technology to public school software is a process that involves an extensive and thorough analysis. There are typically three groups of users who would use such a system: teachers, administrators and parents. Teachers need a system that nearly duplicates the software that they are currently using to enter, store, and calculate their grades, while school administrators and parents need to student and teacher's information. This is where the use of e-commerce technology comes in very nicely.

The analysis performed for this project involved extensive interviews with the expert user set and a walk-through of the current system. The majority of the interviews were with the teachers. The design involved the standard function descriptions and data analysis. Use cases were used to describe functionality and an entity relationship diagram was created to describe the data. In order to describe the data flow of the system, a screen hierarchy chart was created as well.

This project was undertaken with the goal of providing a readily available medium to student data to different groups of users. The primary data enterers, the teachers, did not want any additional work so the system had to duplicate their current system, functionally, for entering grades. In actuality, the system improved the way in which grades were entered because several duplicate tasks were eliminated in the creation of the new system. This project was successful in every aspect for which it was planned.

Chapter 1

INTRODUCTION

There are several types of software, which are used in the Public School setting. The most common is the standard grade recording software used by teachers. Also known as Educational Information Services (EIS), this is probably the most useful type of software, in that it takes away many mundane and time-consuming tasks. Examples of such tasks may be averaging grades, providing summary reports on given students and collaborating all of the grades for any given student into some type of report card or progress report. The automation provided by EIS software is invaluable.

As is well known, EIS Software is nothing but making the data stored by such a system available to the parents of the children presents many challenges. It is not feasible to expect parents to purchase expensive hardware or network directly with the school. To make it possible for parents to access the information, several unique and new methods have been implemented in unison to the standard EIS software. Firstly, the basis for this EIS system is not that of a locally installed stand-alone executable but rather a globally available database accessible either via

the Internet or via a school's intranet. This allows for platform independence access via a browser. Also, the software was designed and implemented in a client-server architecture (CSA). This leads to an interesting dilemma because very little research has been done in the area of social and organizational dynamics in regards to client-server development [Logan00]. Despite this, CSA is an exciting and door opening technique, and was the chosen technique for implementing this project.

This stance of using e-commerce based technology for EIS software opens several exciting doors of opportunity while at the same time opening a Pandora's box of problems. One of the very real and exciting opportunities this presents is the unprecedented availability of a child's progress in school to a parent. This is known as Teacher-To-Parent (or T-to-P) data flow. With grades being recorded into an online database by a teacher, this data could be used to create a continually updated, real-time status report of any given student. This report could be available to any parent at any time via Internet connection and a password for their child. There would be no surprises come report card time.

This breakthrough method for keeping parents informed of their child's progress is not without potentially dangerous problems. School boards would undoubtedly be concerned with the privacy of grades on such a widely criticized data medium. Security was of utmost concern during the development of this project. To account for this, two layers of security were implemented. The first is at the system level and prompts for a user for a username and password before even allowing access to sensitive areas of the system. The second level of security is at the database level. Again, a username and password will be required to continue. This double layer form of authentication is an acceptable shield of protection.

To review, this project is an Educational Information Service System, which will be based on e-commerce technology. This will be coupled with a T-to-P data flow, which gives parents unprecedented access to the standing of their child in a real-time fashion. This will be a client-server application and will have platform-independent access based on the use of browsers for data input and output.

Chapter 2

SYSTEM ANALYSIS AND DESIGN

The analysis and design which was undertaken to implement a robust, usable, and stable system was crucial to the success of this project. Full maneuverability up and down the screen hierarchy (see appendix F) was crucial in order to meet the user's expectations [Nakayama00]. The planning began with a number of interviews with a set of expert users. This user set included teachers, administrators, and one set of parents or child guardian. Each of these sets of users represents a totally individual set of needs for the EIS system. Of these three, the primary and most important user is the teacher because they enter all of the data which makes this system tick and require periodic and final grade reports. Therefore, three separate teachers were interviewed to find out what they required out of an EIS system.

Fortunately, the teachers who were interviewed already use software to record their grades. This allowed an easy comparison of what the developer thought was appropriate and the user's expectations. Much of the functionality of the current system fell far short of the teacher's needs and

actually increased their workload with very poorly designed dataflow and a not very friendly user interface.

Despite this, the current system laid the groundwork for the base-level of functionality for the new e-commerce based EIS system. The basic concepts of entering grades, updating grades, allowing weighted grade categories, allowing weighted assignments within those categories, keeping track of students, producing grade reports, and most importantly elimination of duplicate work. The current system did an adequate job at those first six general tasks but failed miserably on the last task. Teachers were required to constantly re-enter grade specifications and go through arduous steps to enter grades in multiple periods. It was quite plain that all of the basic functionality had to be present in the new EIS system but without the duplicity of work.

The interview with the parents was quite a bit simpler because this group of users does not actually manipulate any of the data in the system. Rather, they view certain, limited pieces of data. This data is solely that of their respective student and it was clear that the parents did not want this information to be available to any unauthorized

people. They agreed that not placing any identifying features on the parent section of the system would be appropriate. Any pages which were produced by anybody inside the parent section of the system do not contain any labels which could link any grades to any given student.

The last set of users interviewed were the administrators in the school. The vice-principals, counselors, and house administrators would need access to the parent, student, and archive information. There needs to be somebody in the school who can manipulate teacher information. Also, administrators could glean insightful historical perspective on students and teachers by reviewing archival data. The current EIS system offered nothing like that so this is another added bonus of this system.

2.1 INPUT SPECIFICATIONS

After conducting the interviews with the three sets of expert users, a set of input specifications was produced that will be discussed in this chapter. This input data is broken down and discussed in related groups per each paragraph. These groups are grades, teachers, and students.

The first group, grades, have the greatest level of complexity due to the fact that they have to have the flexibility of being "weighted" at several levels. The top level is the weight of the grade category in relation to the final grade. Under that, each specific assignment inside a category needs to be able to specify how much it makes up of that category. For example, within Tests, Test 1 could count for 13% of the test grade, Test 2 could count for 30%, etc. The final weighted percentages for category items should always add up to 100%. Ratio percentages were used to compute the average grade of a single category so the individual grades in a category did not have to total 100%. This yields a result which is an accurate depiction of the student's current standing at any given time. Because grade categories have to equal exactly 100%, any categories that have not had any grades entered in them will be counted as a zero towards the final

grade. The teacher's interviewed were excited by this concept of floating average. One last note about grades and weights, the teachers also expressed the desire to not have to enter weights for every assignment. To account for this, the system was designed to evenly distribute any grades that did not have a designated weight.

All of the grades for any given teacher were designed to make up the columns of a table. In regards to data storage, it would be extremely inefficient to include an assignment description with every grade because the lines are made up by individual student's sets of these grades. Because of this, it was decided to design the system with a separate table for grade descriptions. The primary key in the grade description table is the short name of the assignment (see appendix F). This short name is generated by the system to ensure uniqueness. The short name is also the name of the dynamically allocated column in the teacher's grade table which links the grade table to the separate grade description table. This description table contains all of the relevant information for any given assignment such as the long name, weight, and maximum value.

The second set of data is one which includes student information. Less complex than the grade category, this set of data is there solely for informational purposes, not for calculations. A consensus of parent and teacher input yielded the following data elements for this group: student ID, last name, first name, and personal information. For internal reasons, the additional elements of active teacher links and student passcode/password were added to allow the extra functionality of parental access.

The last set of input data, like the second set, is for informational purposes. It is there to store the information of the primary data enterers: teachers. The data elements extracted during analysis were teacher ID, last name, first name, grade level, subject, and maximum periods.

2.2 OUTPUT SPECIFICATIONS

The most important output that this system produces is the grade reports. In essence that is why EIS systems really exist. The other types of output are there in support of the system itself. For example, the system will produce lists of students and teachers but that has limited use outside of determining who has been entered into the system. The system does calculations of grade category averages and final averages taking into account both levels of weights.

For the output, any grade categories that the teacher has designated a zero weight are totally ignored. For example, if a teacher chooses 25% for tests, 25% for quizzes, 30% for homework, and 20% for projects, only those four categories will be used in the output grade report. The other categories (classwork, conduct, journals, and groupwork) would be totally ignored. Every assignment that makes up that category would be grouped behind the average of the category until the last category. At that point, the final average is displayed. Each row in the output report consists of a student's record of grades. The grade report is used for teachers and parents.

A final note about the output specifications relates to the output provided by the Web server. The server, which is Apache in this case, provides audit information regarding access to the system. The system can only be accessed through a Web browser so the Web server keeps track of every transaction. This is also beneficial because any errors that occurred during a transaction can be tracked using the audit logs produced by the running Web server.

2.3 USE CASES

Case: Add, Delete, or Update Teacher Info

Actor: System Administrator

Scenario: Open up main page and select "Administration."

From there the user is prompted to enter a password to continue on to the administration page. Once at the Administration page, the system administrator will choose to "Update Teacher Information." This will take the sysadmin to a page, which will have 4 options: Add Teacher, Delete Teacher, Update Teacher, and Return to previous screen. If the sysadmin chooses Add Teacher, they will be taken to an input screen where they can enter the teacher's name and chosen password. Once they submit the information, they will be taken back to the Update Teacher Information screen. If the sysadmin chooses Delete Teacher, they will be taken to a screen with a list of all the teachers in the school with a radio button next to each one. From there, they pick one of the teacher by selecting the radio button and clicking submit. Once they click submit, they are taken back to the Update Teacher Information screen. The third option is to Update the teacher and if they select this, they are taken to the same

screen as when they choose Delete. There will be a list of teachers with radio buttons next to each name. The sysadmin will select one and then click submit. Once the submit button is clicked, they will be taken to an input screen where they will update the information of the teacher they had selected. The last option will return them to the main Administration Page.

Case: Set up grading requirements (select what makes up a grade and it's weight)

User: Teacher

Scenario: Log on to main page. Select Teacher Log In and then enter system password. This will open up the database password prompt. Enter this password (via secure connection) and now the teacher will be in his or her own area of the system. Select "Set Up or Change Grading Requirements." A form will appear that lists the previous entries or the default across the top. All of the potential entries will be listed with a text entry next to them below this. Beside each one, they would enter the percentage value (between 0 and 100) for each grade element they would want to count towards the final grade. In the rare instance that a teacher would teach multiple subjects,

a separate account for each set of grading requirements would be allocated. Once complete, the teacher is taken back to his or her personal account main page.

Case: Enter set of grades for a given assignment

User: Teacher

Scenario: Log on to main page. Select Teacher Log In and then enter system password. This will open up the database password prompt. Enter this password (via secure connection) and now the teacher will be in his or her own area of the system. Select "Enter Grades." A page will appear which lists the periods. The teacher will choose a period, which will cause a page with a list of general categories of grades to appear with radio buttons next to each one. The teacher will select one of the categories (i.e. Tests) and then clicks submit. A form will now appear which will prompt for and accept the maximum number of points, relative weight, and name of the grading element (i.e. 100 points, 10% weight, Test number 1). Once this has been submitted, a final form will appear which lists the student's names down one column and a set of text entries down a parallel column. There will be one text entry for each student. The teacher will enter one grade for each student and then would click submit grades. Once

complete, the teacher is taken back to his or her personal account main page.

Case: Update/Change grades for a given assignment

User: Teacher

Scenario: Log on to main page. Select Teacher Log In and then enter system password. This will open up the database password prompt. Enter this password (via secure connection) and now the teacher will be in his or her own area of the system. Select "Select Period." A page will appear which lists the periods. Choose a period and a page will appear with a list of choices for that period. Select "Update/Change Grades for a Given Assignment." A page will appear which lists every assignment which has had a grade entered. Next to each assignment, a radio button will allow a selection of that assignment. Once an assignment is selected and submitted, a list of the students in that period will appear with the grade they received on that assignment. Next to each student/grade pair, there will be a text entry where any update may be made. Once the submit button is clicked for this page, only the grades which have been changed will be changed in the database.

Case: View Detailed List of Grades for a Child

User: Parent

Scenario: Log on to main page. Select Parent Log In and then enter system password. This will open up a child pass-code prompt. Enter the pass-code (via secure connection) and now the parent will have a list of choices. The parent would then select "View Detailed List of Grades for Current Term." The parent could print or save the report. Once they are finished, they could return to their child's page.

Case: View detailed attendance record for a child

User: Parent

Scenario: Log on to main page. Select Parent Log In and then enter system password. This will open up a child pass-code prompt. Enter the pass-code (via secure connection) and now the parent will have a list of choices. The parent would then select "View detailed attendance record for a child. " The parent could print or save the report. Once they are finished, they could return to their child's page.

Case: Start new term (archive previous term and begin one)

User: Teacher

Scenario: Log on to main page. Select Teacher Log In and then enter system password. This will open up the database password prompt. Enter this password (via secure connection) and now the teacher will be in his or her own area of the system. Select "Start new term." A page will now appear which offers two choices: start a fresh, new term and import previous term. If the first choice is selected, the system will archive any existing student information contained under that teacher and delete all student links and period information contained under that teacher. Then, a page will appear which asks the teacher to enter the number of periods they will be teaching. Once this information is submitted, a page will appear which offers the periods entered as hyperlinks. These links will allow the teacher to enter student information for each of the periods. If a period is clicked, a form will appear which prompts for a student's number. Once this is entered, the system will check the database for the existence of the student. If the student's information has already been entered (by another teacher), this information will appear with a button labeled "Add." Clicking add will cause this student to be linked to the teacher. If the

student does not exist, a form will appear which prompts for the student's information. As with the existing student's form, an Add button will be at the bottom of this form. Once the teacher clicks it, the student will be added to the database and be linked to that teacher. Once the Add button has been clicked, the teacher will be returned to the student search page by default. There will be a link to return to the period selection page if the teacher is done with adding grades for a given period. If the "Import previous term" option was picked earlier, a form will appear which prompts the teacher to verify that he or she wants to archive the grade records of his or her students. If this verification is obtained, the grade records will be wiped clean for all of that teacher's students and will be archived to a separate table.

Case: Insert or delete student in class

User: Teacher

Scenario: Log on to main page. Select Teacher Log In and then enter system password. This will open up the database password prompt. Enter this password (via secure connection) and now the teacher will be in his or her own area of the system. Select "Insert or delete student." A page will appear which offers all of that teacher's periods

as links. The teacher would then select the period that he or she wants to add or delete a student. A form will appear which prompts for the student's number. Two buttons will be present, "Add" and "Delete." If add is selected, the system will check the database for the existence of the student. If the student's information has already been entered (by another teacher), the system will return to the period selection screen. This student will now be linked to that teacher. If the student does not exist, a form will appear which prompts for the student's information. A "Submit" button will be at the bottom of this form. Once the teacher clicks it, the student will be added to the database and be linked to that teacher. If delete is selected, the system will search for the student based on the last name and linked to that teacher. If the student is found, the link will be removed and system will return the teacher to the period selection page. If the student is not found, a similar form will appear which prompted the teacher to enter the student's last name but this one will contain an error message stating that the requested student could not be found. Bringing up the form again immediately will allow the teacher to quickly re-enter the name if the name had been incorrectly entered previously.

Case: Permanently delete student information

User: Administrator

Scenario: Open up main page and select "Administration."

From there the user is prompted to enter a password to continue on to the administration page. Once at the Administration page, the system administrator will choose "Permanently Delete Student." This will take the sysadmin to a form which will have a text entry where they will enter the student number. The system will then search the database for that student. If found, a page will appear with the student information and with any classes that they might be enrolled in. At the bottom, there will be a prompt which will ask if the administrator is sure they want to permanently delete the student. If they click yes, the system will delete the student row and cascade through the database deleting all of the associations to that student. If the student was not found after the administrator enters the student number, a page will appear notifying the administrator that no student was found. A text entry will be at the bottom of this allowing the admin to immediately re-enter a number if so desired. Once the student has been deleted, the admin will be taken back to the main administrator page.

Case: View summary report of grades for any given class

User: Teacher

Scenario: Log on to main page. Select Teacher Log In and then enter system password. This will open up the database password prompt. Enter this password (via secure connection) and now the teacher will be in his or her own area of the system. Select "View Summary class set of grades." A page will appear with all of the periods listed as hyperlinks. The teacher simply clicks one of these links and a page will appear with the final grade (at that current time) for all of the students for that period.

Case: Teacher view detailed set of grades for a specific student

User: Teacher

Scenario: Log on to main page. Select Teacher Log In and then enter system password. This will open up the database password prompt. Enter this password (via secure connection) and now the teacher will be in his or her own area of the system. Select "View Detailed set of Grades for specific student." A page will appear with all of the periods listed as hyperlinks. The teacher clicks one of these links and a page will appear which prompts for the term the teacher is interested in (the current term is the

default). From there, a list of students in that period from the chosen term will be listed. The teacher selects one of these students and a page will appear with every single grade for that student for that term.

Case: Teacher view detailed class set of grades

User: Teacher

Scenario: Log on to main page. Select Teacher Log In and then enter system password. This will open up the database password prompt. Enter this password (via secure connection) and now the teacher will be in his or her own area of the system. Select "View Detailed Class Set of Grades." A page will appear with all of the periods listed as hyperlinks. The teacher simply clicks one of these links and a page will appear with every single grade for all of the students for that period.

Case: View listing of results of any given assignment (test, HW, etc) for any given class

User: Teacher

Scenario: Log on to main page. Select Teacher Log In and then enter system password. This will open up the database password prompt. Enter this password (via secure connection) and now the teacher will be in his or her own

area of the system. Select "View Results from any given assignment." A page will appear with all of the periods listed as hyperlinks. The teacher clicks one of these links and a page will appear that lists all of the assignments listed as hyperlinks. The teacher clicks one of these links and the list of grades for every student for that assignment in that period will be listed.

2.4 TOOLS

As mentioned, this software was designed using a three tier architecture with the Web server, browser and the DBMS. This leads to several conclusions. For one, a Web server acts as the intermediary between user and data storage. Because it is the most widely used and the fact that it is open-source software, the Apache Web Server was specifically chosen. The imbedded language, PHP, is the access method between the Web server and the data. PHP is a servlet which is interpreted within the executable space of the Web server. The user end is a browser of the user's choice. This makes this system truly platform-independent. Concerning the "back-end" of the system, the Database Management System (DBMS), MySQL, stores the data. MySQL is implicitly mentioned for the same reasons Apache was: it's stable, widely used, and most importantly, it is open source. Another reason MySQL was chosen was because it is very fast for relatively small systems. The use of a DBMS does have some practical problems with the installation and maintenance required on the part of a school board. They would have to expand their Information Technology (IT) Department and this may be unacceptable to cash-strapped school boards. This may be especially difficult in this

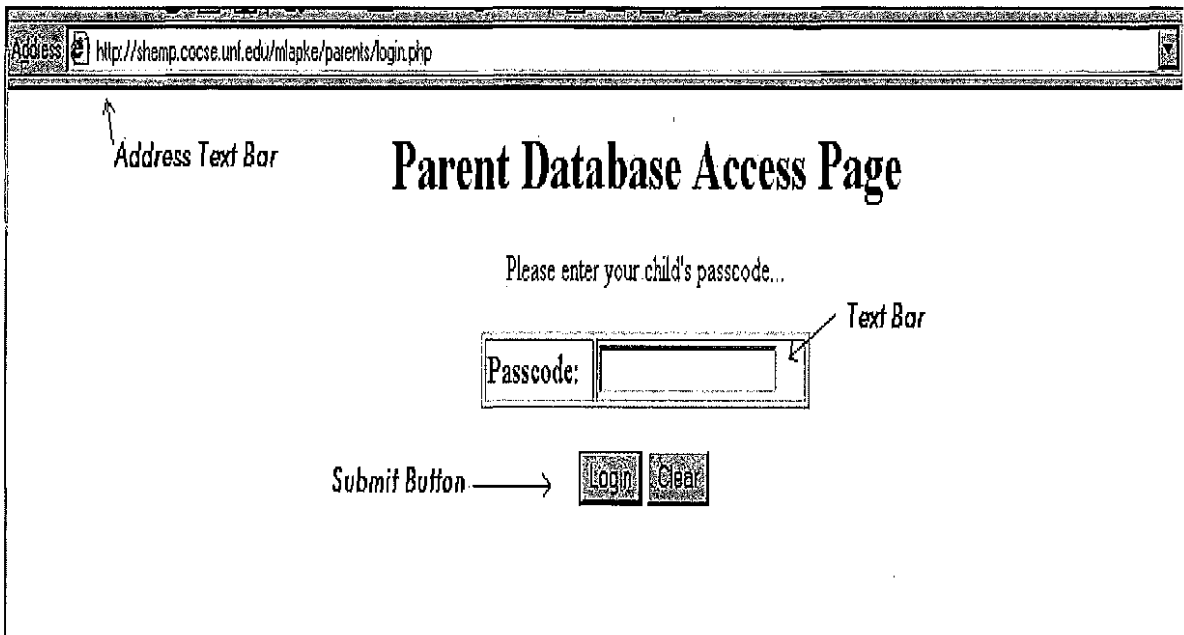
case because the development process of Web-based systems has received little attention in the academic literature [Ruppel00]. Despite this, the DBMS is a good method to store the data because it is stable and widely portable.

Security is a concern and several software tools have been implemented which tackle this problem. The password encryption software, htaccess, allows entire directories to be protected by a password available only to those who need it (such as a teacher with his/her own directory for their data sets). For the teachers and administrators, database authentication has been implemented to attempt to lock off the database even if the htaccess layer is broken. Like the htaccess blockade, the database authentication will require the teacher or administrator enter a valid database user identification and related password. For parents, the use of "security by obscurity" has been implemented (in addition to the htaccess security layer). By this, a form of user-id and non-encrypted password will be required for the parents to access the system. No student identifying labels will be on any of the grade reports available to the parents. This ensures that if the security is broken at the parental level, privacy will not be breached for any individual students.

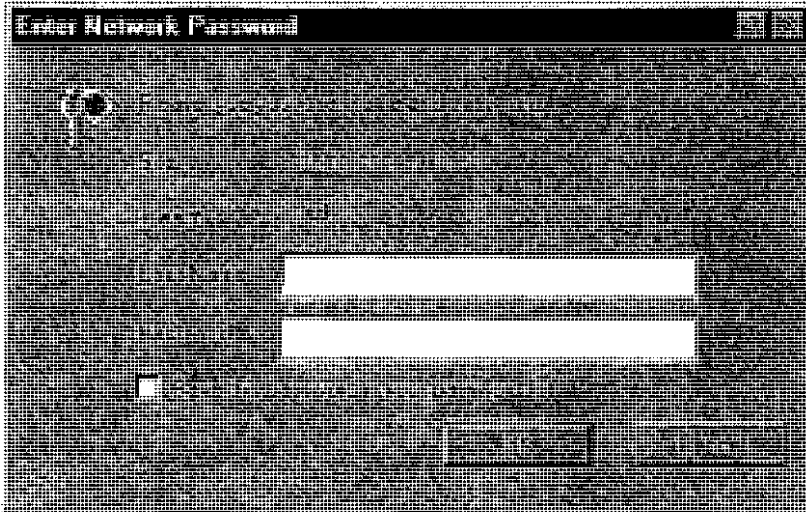
Chapter 3

PARENT USER MANUAL

To assist you with the terminology used in this manual, the following diagram has been provided which you may refer back to at any time during your reading. To identify an object, look at the label that is pointing at it.



3.1 PARENT LOG IN TO SYSTEM



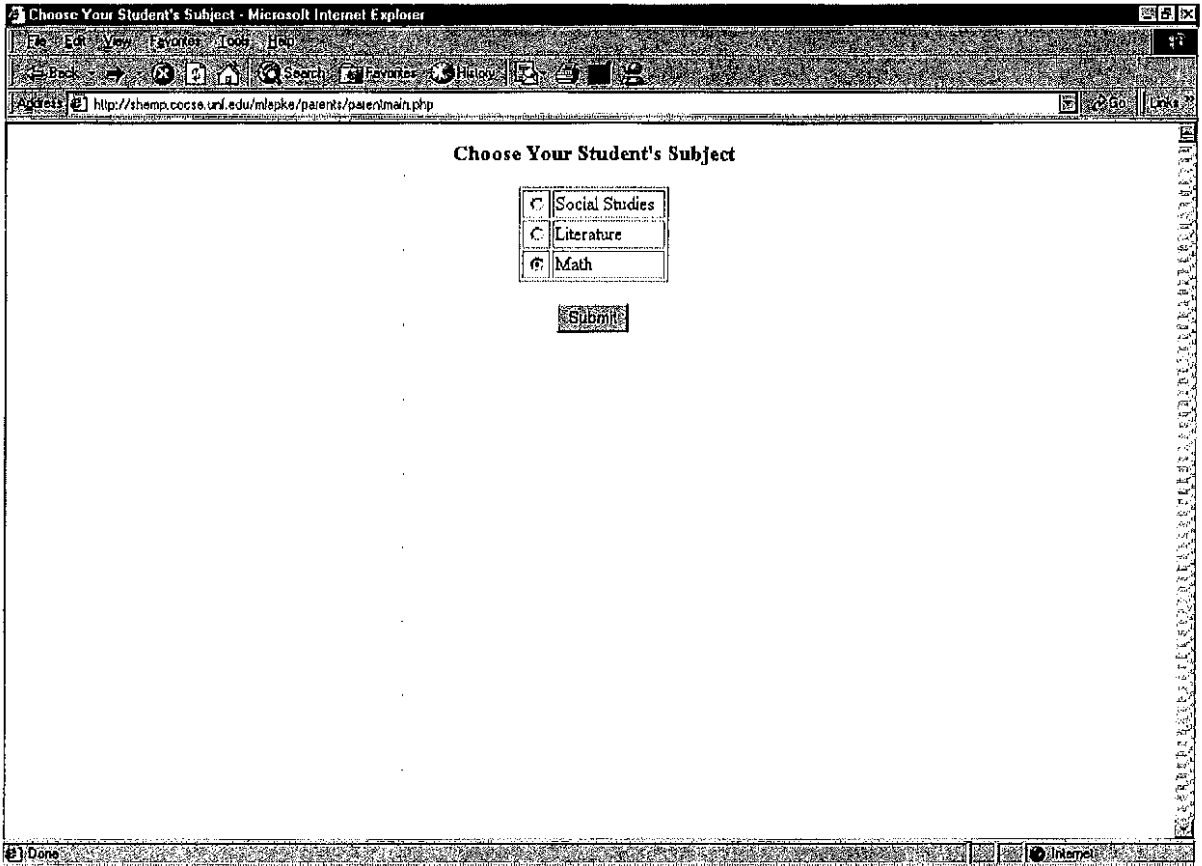
1. Logging Onto the System.. Log on to your school's Web server by typing in your school's Web address in the address text bar of your Web browser. This text bar is normally located towards the top of your browser window. If you do not see a text bar and are using Microsoft Internet Explorer 5.0 (or above), click "View" on the main menu bar at the top. Then, click "Toolbars" in the drop down menu and then "Address Bar" in the sub-menu that appears beside the View drop down menu. This should make the address text bar appear. If you are using another browser and are having problems finding the address text bar, search through its respective help menu.

2. Entering the Username and Password... You will be taken to a screen that will have three links on it to continue. All three are password protected and the only password you have been provided with is for the "Parent" link. Click that link and a small window will appear like the one displayed above, which will ask you to enter your username and password to continue. You should have previously received correspondence with your username and password. Enter each into its respective text bar and click OK to continue. If the same window reappears, you have not correctly entered the username and/or the password. More than likely, it was the password that was entered incorrectly, as you cannot see what you are entering. Make sure your caps-lock button is off and carefully watch your fingers to verify you are indeed typing in the correct password. If you continue to have problems accessing the system, you will need to stop by the school for assistance. Username / Password combinations are never given out over the phone or without picture identification.

3. Entering your Student's Code... Once you have gotten past the security section, you will be greeted with a Web page (a picture of this exact page is present at the top of this manual) that is waiting for you to enter your student's code. Like the username and password, the student code was mailed to

you at a prior date. If you have lost this code, you will need to stop by the school with a form of picture identification to obtain the code. Type this code in the text box located inside the browser window.

3.2 PARENT MAIN PAGE



4. Your Main Page... One of three things will happen when you enter in a passcode / password combination...

- A listing of your student's classes could appear with a radiobutton next to each one. This subject menu appears only if you entered in the correct passcode / password combination. Only move on to step number 5 if you see this list of classes.

- An error message could appear which will tell you that no student in the database matches the passcode / password combination you entered. You should click *Try Again* to try logging in again.
- An error message could appear which will tell you that there was some error with the data that you entered (such as blank passcode or not enough letters, etc). You should click *Try Again* to try logging in again.

5. Choosing a Subject from the Main Menu.. Assuming that a list of subjects appears (as indicated in step 4), you now may choose a subject to view its grades. To do this, simply click in the radio button next to the subject you want to view and then click the *Submit* button at the bottom of the menu.

3.3 PARENT GRADE VIEW PAGE

Detailed Set of Grades - Microsoft Internet Explorer

Address: http://shamp.cocsc.edu/naopke/parents/subject_grade.php

Detailed Set of Grades

Student Passcode	1				test avg	2								hw avg	3			cw avg	4				quiz avg	5			gw avg	Final Average
	1	2	3	4		1	2	3	4	5	6	7	8		1	2	3		1	2	3	4		1	2	3		
Dwight Williams	90	NE	NE	NE	90	90	8	90	90	100	100	80	90	81.44	67	90	89.77	80	NE	80	90	83.33	90	NE	70	83.33	85.82	

Grade ID	Long Name	Grade ID	Long Name
test1	What did you do over the summer	hw1	first hw assignment
hw2	2nd reading assignment	quiz1	nouns
cw1	Silent Reading	quiz2	Odyssey pages 56-60
hw3	Read a newspaper article	hw4	Write a newspaper article
hw5	Design a graphic to go with your article	hw6	read pages 7-10
quiz3	nouns	test2	Odyssey chs 5 and 6
test4	Checkpoint Verbs	test3	played monopoly
hw8	check the book	gw1	held hands and sang
hw7	jackson five	cw2	great thing
quiz4	quiz on stuff	gw2	ring around the rosie II
gw3	Pulling over a scooter		

[Main Menu](#)

6. Viewing your Student's Grades... A window will now appear that will display all of the grades your student has been assigned for the current term for the chosen subject. For security reasons, nothing identifying your particular student (such as their name) will appear on this grade report. The only identifying variable will be the passcode you entered to get to your main page. There will be two tables in this grade menu. The first is the actual grades your student currently has. These grades are taken straight from his or her

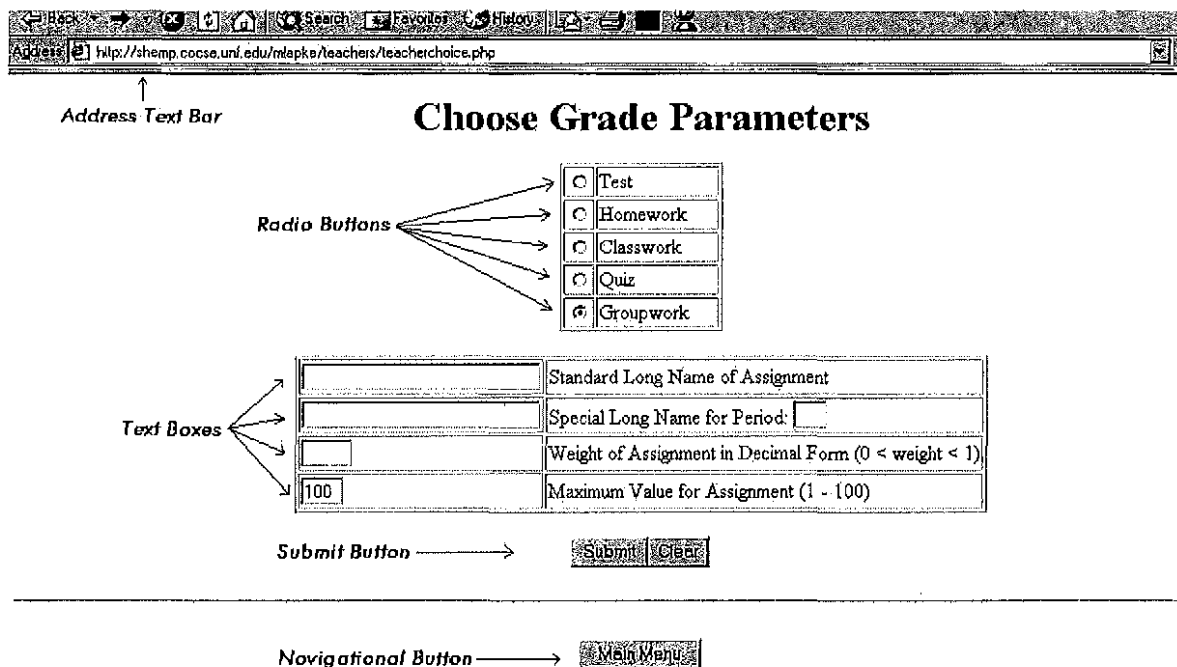
teacher's grade records. Immediately after a teacher enters a grade, it will appear in this grade report. The grades are organized into grade categories and each category will have a category average. The last column in the table is your student's current accumulated final average grade in that class. Be aware that if the teacher has not entered any grades for a particular grade category that is counted in that class, this will adversely affect the final average. The second table is a grade description table. If you look at the top row of the first table, you will see accumulating numbers before each grade category. These numbers correspond to the first column of the second table. For example, the number "2" in the grade category, "Tests," will translate to "test2" in the second table. The second column of the second table is the description of that assignment. The test2 example may have a description of "adverbs, adjectives, and nouns." To choose another subject to view grades, go back to the main menu by clicking *Main Menu*.

7. When you are finished... After you are complete with reviewing your student's grades, make sure to close your browser window. This will prevent anyone from moving around freely in your area of the system.

Chapter 4

TEACHER USER MANUAL

To assist you with the terminology used in this manual, the following diagram has been provided which you may refer back to at any time during your reading. To identify an object, look at the label that is pointing at it.



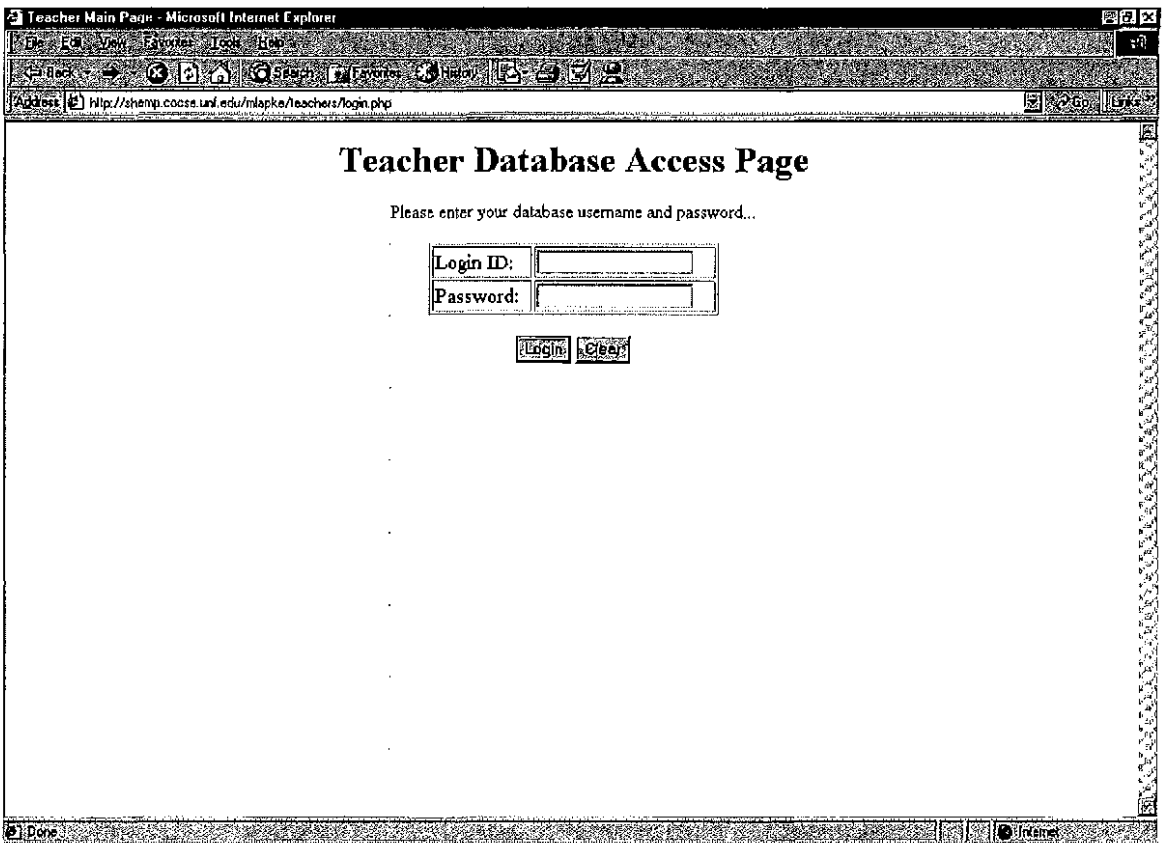
4.1 TEACHER LOG IN TO SYSTEM

1. Logging Onto the System... Log on to your school's Web server by typing in your school's Web address in the address text bar of your Web browser. This text bar is normally located towards the top of your browser window. If you do not see a text bar and are using Microsoft Internet Explorer 5.0 (or above), click "View" on the main menu bar at the top. Then, click "Toolbars" in the drop down menu and then "Address Bar" in the sub-menu that appears beside the View drop down menu. This should make the address text bar appear. If you are using another browser and are having problems finding the address text bar, search through its respective help menu.

2. Entering the System Userid and Password... You will be taken to a screen that will have three links on it to continue. All three are password protected and the only password you have been provided with is for the "Teacher" link. Click that link and a small window will appear which will ask you to enter your username and password to continue. You should have previously received correspondence with your username and password. Enter each into its respective text bar and click OK to continue. If the same window reappears, you have not correctly entered the username and/or the password. More than

likely, it was the password that was entered incorrectly, as you cannot see what you are entering. Make sure your caps-lock button is off and carefully watch your fingers to verify you are indeed typing in the correct password. If you continue to have problems accessing the system, you will need to contact the Database/System Administrator to verify your userid and password.

3. Entering your Database Userid and Password.. Once you have gotten past the system security section, you will be greeted with a Web page like the one displayed on the previous page, that is waiting for you to enter your database userid and



password. This userid/password combination should be different than the one you used to gain access to the system in step 2. Type each in its respective text box and click *Submit* to continue.

4. Database Userid/Password Check... One of two things will happen when you enter in the Database userid/ password combination...

- Your main menu will appear.
- OR the following error message will appear (if you do get this message, click the back button on your browser to try again; note that this is the only time you should ever use your browser's navigational buttons)...

Warning: MySQL Connection Failed: Access denied for user: 'your_user_ID@localhost' (Using password: YES) in /usr/local/apache/htdocs/mlapke/teachers/teachermain.php on line 2 Could not connect with the username/password you entered!

4.2 TEACHER MAIN PAGE

5. Your Main Menu... Assuming that you entered a valid database userid/password combination, you will now be presented with your main menu as displayed below. If this is the beginning of the school year, all of these options are turned off, except for one. Before getting into the details of these options, it should be pointed out that you MUST use the navigational buttons or submittal buttons to move around in the system. Do NOT use the back and forward buttons in your browser. Information is being passed every time you move from

Teacher Main Page - Microsoft Internet Explorer

File Edit View Favorites Tools Help

Address http://shamp.cocso.uri.edu/mlapke/teachers/teachermain.php

Teacher Main Page

Welcome Shalyn Lapke.

Please select from the following options...

<input checked="" type="radio"/>	Start New School Year *
<input type="radio"/>	List all Students in all Periods
<input type="radio"/>	Update / Import Term
<input type="radio"/>	Period Work
<input type="radio"/>	Enter New Set of Grades
<input type="radio"/>	Resume Postponed Grade Entry
<input type="radio"/>	Update Previously Entered Assignment Weight
<input type="radio"/>	End School Year (Archive Grades)**

* This must be done at the beginning of any new year.
** This must be done at the end of any school year.

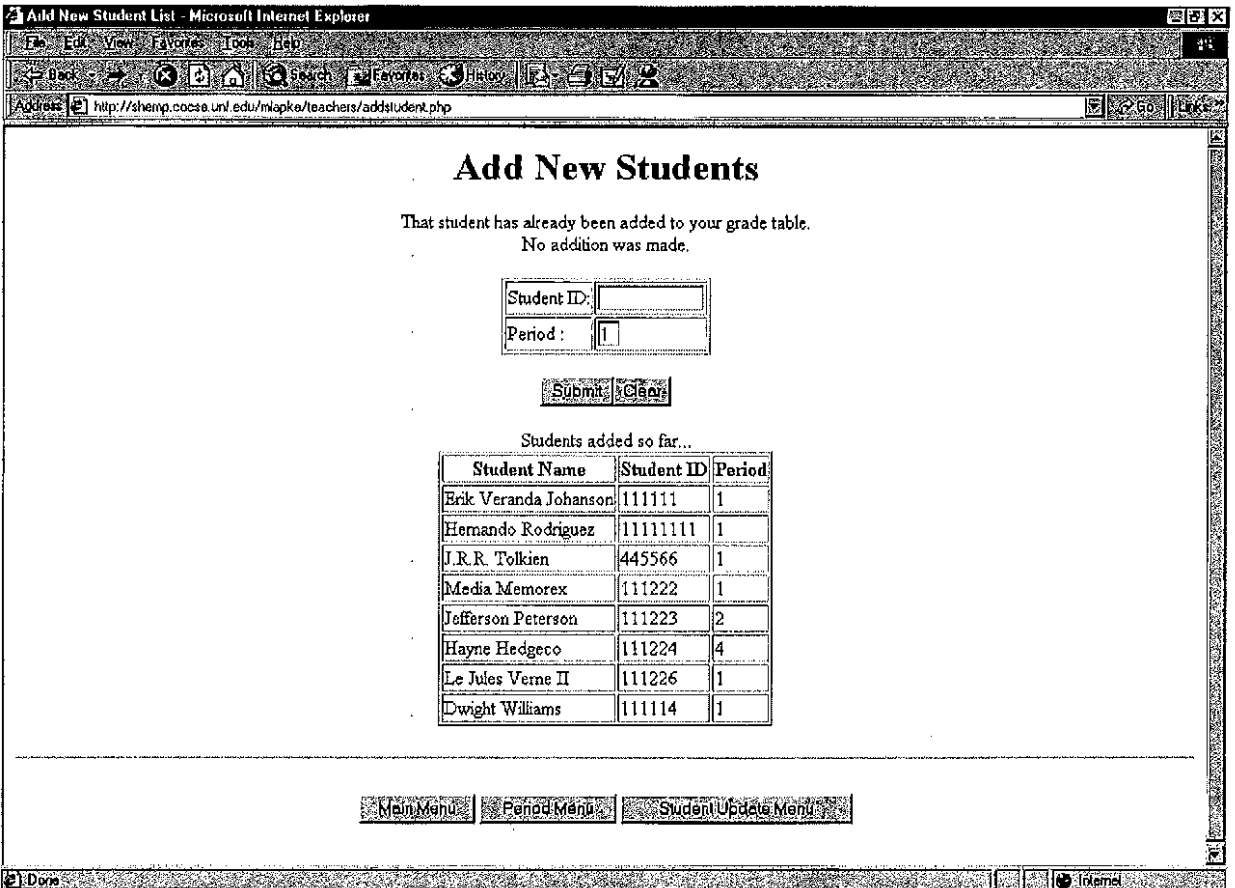
Done Internet

one page to the other and the system is designed to work with the navigational/submittal buttons. If you are unsure of what a navigational or submittal button is in this manual, look for words in *italic*. These are representative of navigational or submittal buttons. Continuing on with the choices available on the main menu, if you try clicking any option but "Begin New School Year," a page will appear that informs you that you have not set up the school year yet. The system is designed this way to assure you that the prerequisites to using the system have been satisfied. The two main prerequisites are that you enter your student list and choose weights for the major categories of grades. To satisfy these two prerequisites, click the radio button next to "Begin New School Year" and then click *Submit*. You will be taken to a page that has a menu for setting up the new school year. Note that you will not be able to enter grades or do anything else with the system until BOTH sections with setting up a new school year have been completed. Once you have completed setting up the new school year, you may return to the main menu by clicking on *Main Menu*. Now you can every option available to you in the system. The only exception is "Start New School Year (the option just discussed)." The reasoning behind this is that you only need to do this once: at the

beginning of the school year. Each numbered step from here on out will focus on each option available from the main menu.

4.3 BEGINNING A NEW SCHOOL YEAR

6. Beginning a New School Year... Choosing this option will take you to what is essentially another menu. This menu will have two choices: "Add Student List" and "Set Up Grading Requirements." Click the corresponding radio button and click *Submit* to choose that option. If you would like to return to the main menu, click *Main Menu* underneath the horizontal bar.
- Add Student List... From here, you will enter in each of your students, one at a time into the system. You will enter



their student number and period and then click *Submit*. If you enter a value and want to just clear it out, click *Clear*. Once you enter the information and submit it, the system will check to see if that student's information has already been entered. If it has not, you will have to enter their last name, first name, any personal information, the student's passcode, and the student's password. Any time you enter a student that has already been added to your gradebook, a message will appear notifying you that this student has already been entered. Either way, you must enter every student's ID (regardless if you have to enter their personal information or not) to link that student to your grade book. If an excessive number of students have not had their information entered, notify your administrator. You are only obligated to enter the information for your homeroom students. On the screen on the previous page, note the accumulating list of students under the area to enter a student ID and period. Also note the navigational buttons beneath the horizontal bar.

- Enter Grading Requirements... It is highly advisable that you do this option first. Besides setting up your grade requirements, you are also entering in the maximum number of periods you will be teaching during the year (for most teachers this value will be somewhere between "4" and "6").

The default is "1" so when you enter students, the system will only let you enter students in period "1." To avoid this, set up your grade requirements first. Continuing, in this option you simply decide what will make up your student's grades and to what percentage each element is worth. These percentages should equal exactly 100. Your total grade valuations cannot be less than or greater than 100 because a whole grade may not be made up of more than 100%. This information may be updated at any time during the term if you decide to change your requirements by going to "Update/Import Term" from the Main Menu.

4.4 LIST ALL STUDENTS & IMPORT/UPDATE TERM

7. List all Students in All Periods... Choosing this option will simply generate a list of all of your students. This is helpful in verifying whether or not you have entered a student to your gradebook yet. Click *Main Menu* to return to the main menu from this page.

8. Update/Import Term... This option will open up a page that has its own menu. This menu will contain three choices: "Update Grade Percentages," "Close Out Old Term and Import to New Term," and finally "UNDO Term Import."

- Update Grade Percentages... This is identical to what you did in setting up the new school year. This option is here if you ever need to change your overall grade category percentages at any time during the year. Be careful when doing this though because any grades entered to a category that is changed to zero percent will be ignored.
- Import to New Term... This is an important but potentially dangerous option. What this will do is create a new area in your gradebook for all of your students. Their old grades will be stored as 'old term' grades and they will

start with a clean slate. This is beneficial, as you do not have to enter the student's information again or come up with a grading schema for the new term. If you mistakenly close and import, it will appear as though you have erased all of your student's grades. That is why there is a third option...

- UNDO Import... This option is here in case you did a close and import that you didn't mean to. This will restore your gradebook to what it was before you did the close and import. Be aware that any grades you entered during the new term will be lost so act promptly if you believe you have closed out your term in error.

From any of the above sub menus, you may return to the Import/Update menu by clicking *Update/Import Menu* under the horizontal bar. From either the sub menus or the import/update menu, you may return to the main menu by clicking *Main Menu* under the horizontal bar.

4.5 PERIOD WORK

9. Period Work... Like the last option, this choice will bring up a sub menu. The choices available on this menu are "Update Previously Entered Set of Grades," "Add, Delete, or Update Student," "View Set of Grades for Specific Student," and "View Class Set of Grades." These four choices will be directly correlated with the period you enter just above the *Submit* button. The default value for this text box is "1" so if you want another period, be sure to change this. Once you have chosen one of the four choices by clicking the corresponding radio button, enter a period choice and then click the *Submit* button. So, if you click the radio button for "View Class Set of Grades" and then enter 3 in the period choice text box, you will be viewing the set of grades for your third period. The last box is there for you to enter a term to view grades for. Note that this will only have effect for when you choose the latter two options. You cannot add/delete/update students to an old term nor can you update grades for a term that has expired. For informational purposes, you may view the grades of an entire period or for an individual student. If you leave this text box blank, the system will default to whatever

the current term is. Keep aware that the term Ids are numbers from 1 to 4 with 1 being the first term.

- Update Previously Entered Set of Grades... This will bring up a page which will contain a table which lists all of the grades you have entered across the top and all of the students in the designated period down the left side. At the bottom of each column of grades, there will be two buttons. The first button will be labeled "Chg" and the second will be "Del." If you had 14 grades entered so far, you would have a total of 28 buttons: two for each grade. If you click *Chg*, a page will appear that will list your

Update Previously Entered Grade - Microsoft Internet Explorer

Address: http://shemp.coccs.unl.edu/mapka/teachers/period_choice.php

Update Previously Entered Grade for Period 5

At the bottom of each grade column, there are two buttons: *Del* and *Chg*. Clicking *Chg* will take you to a page that will give allow you to update those grades for that assignment for this period. Click *Del* will delete the values of this grade for this period. Note that a grade of 'NE' means that the grade has Not been Entered (or it had been delete). Any student with 'NE' grades will not have those grades counted in their final grade calculation. If a student was supposed to receive a '0', you must manually enter a '0' for that student. If all you see is a list of students in the period of choice, you do not have any grades entered yet.

Student Name	test1	hw1	hw2	quiz1	cw1	quiz2	hw3	hw4	hw5	hw6	quiz3	test2	test3	hw7	gw1	hw8	test4	cw2	quiz4	gw2	gw3
Peter Wright	100	78	90	NE	100	90	90	99	100	0	90	NE	70	80	90	NE	NE	80	NE	90	80
Collete Dowling	94	100	90	NE	100	NE	90	90	100	100	90	NE	7	80	90	NE	NE	80	NE	90	70
Kim Nguyen	NE	NE	NE	NE	NE	50	NE	NE	NE	NE	NE	NE	NE	NE	NE	NE	NE	80	NE	90	60
Martha Johnson	NE	NE	NE	NE	NE	90	NE	NE	NE	NE	NE	NE	NE	NE	NE	NE	NE	80	NE	80	90
	Chg	Chg	Chg	Chg	Chg	Chg	Chg	Chg	Chg	Chg	Chg	Chg	Chg	Chg	Chg	Chg	Chg	Chg	Chg	Chg	Chg
	Del	Del	Del	Del	Del	Del	Del	Del	Del	Del	Del	Del	Del	Del	Del	Del	Del	Del	Del	Del	Del

Main Menu Period Menu

students in that period, their current grade in that assignment, and then each will have a text box next to that where you may enter an updated grade or an NE grade. NE grades are grades that have been designated as not entered by the teacher. These grades will not be counted towards the student's final grade. If you want to change a grade to be NE, you must actually enter the value "NE". This is a bit different than when you initially enter a grade because there you just leave the text box blank if you want it to be considered NE. If you want a student to receive a zero on an assignment, you must actually enter "0". If you leave any box blank, an error message will appear telling you that you had a blank entry. You can then click *Grade List* to go back to the list of grades to try again.

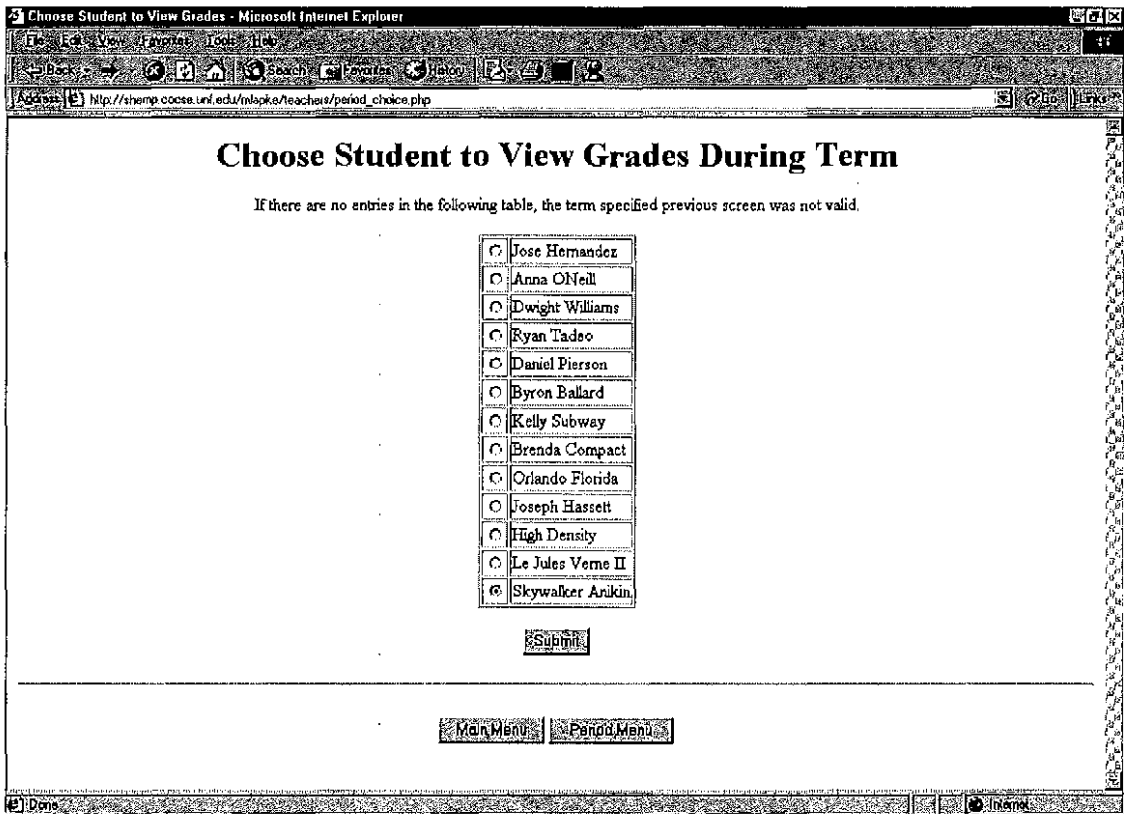
- Add, Update, or Delete Student... This option will offer yet another sub menu. The three choices will be to "Add Student," "Update Student," and "Delete Student."
- Add Student... This option will bring up an identical page as when you entered your student list in "Begin New School Year." Follow the same procedures.
- Update Student... You will be provided with a search page where you will be given two options to search for a student to update: by student ID or student last name. Make sure the radio button next to whatever option you are using is

selected. For example, if you are searching by last name, the bottom left radio button should be selected. Also make sure you enter a value into the search parameter. Once you enter a search value, click *Submit*. If students are found that match your search criteria, they will be listed in tabular form with a radio button next to each name. On the other hand, if no students are found, a message will appear which notifies you. Assuming students are found, select the one you want to update by clicking the corresponding radio button. Then click *Submit*. A page will now appear which will have the student's information (student ID, last name, first name, personal information, passcode, and password) that you can edit as needed. Change any of the information contained in the text boxes that you need to and click *Submit*. The last part of the process involves notification that the student was successfully updated. At this point, you may click any of the navigation buttons below the horizontal line to continue.

- Delete student... The initial process for deleting a student from your grade rolls is very similar to updating a student. You first have to search for that student by typing in their ID or last name. Once you do this, a list of student(s) will appear with radio buttons next them. To delete a student, select them by clicking the corresponding

radio button and then clicking *Submit*. You will now see a message notifying you that the student has been deleted. Note that you are only deleting the student from your grade book, not the system.

- View Set of Grades For Specific Student... This option will provide all of the grades entered for one specific student. If you choose this option, a list of students in whatever period was specified in the period menu will appear with radio buttons next to each of their names like in the screen that is displayed at the bottom of this page. To view the grades of a specific student, click the corresponding radio button and then click *Submit*. Now a



page will appear that has two tables. The top table is the actual grades for that student organized horizontally and grouped by grade categories. Each category will have an average based on the individual grades for that category.

- When grades are entered (next major topic discussed), you may assign a weight to that grade. These weights make up the elements of the grade category and will reflect in the category average. The category itself has a weight, which you assigned when you set up the new school year. This weight is reflected in the final grade by indicating how much of the final grade the category makes up. The last column is the final grade average at the current time. This average is accurate assuming you have entered at least one grade into each category. Even if the total weights of each specific grade do not add up to 100% for any grade category, the ratio is calculated to give an accurate final grade average. If any categories do not have at least one grade entered for them, that category will be assigned a value of "0" which will be reflected in the final grade. The bottom table contains the grade descriptions for each grade entered. You can match up grade descriptions with entered grades by looking first at the category that the grade was entered (for example "hw" for homework) and then the number of the column that the assignment is located.

So, if an assignment was in column "2" in the grade category "test," you would look for "test2" in the grade description table to see the long name of that assignment.

- View Class Set of Grades... This is very similar to viewing a set of grades for a specific student. The only difference is that every student in the specified period will be listed down the left side of the table and their respective grades will be contained in the row next to their name. Be aware that any grades that have been postponed will not appear on this grade report. Again, click on any of the navigational button under the horizontal bar to continue.

Detailed Set of Grades for Period 5 - Microsoft Internet Explorer

Address: http://shamp.cooste.uni.edu/mapke/teachers/period_choice.php

Detailed Set of Grades for Period 5 During Term

If there are no entries in the following tables, no grades have been entered for the specified term entered in the previous screen.

Student Name	1	2	3	4	test avg	1	2	3	4	5	6	7	8	hw avg	1	2	cw avg	1	2	3	4	quiz avg	1	2	3	gw avg	Final Average	
Peter Wright	100	NE	70	NE	85	78	90	90	99	100	0	80	NE	79.63	100	80	80.2	NE	90	90	90	NE	90	90	90	80	88	84
Collete Dowling	94	NE	7	NE	50.5	100	90	90	90	100	100	80	NE	91.25	100	80	80.2	NE	NE	90	NE	90	90	90	70	86	78.08	
Kim Nguyen	NE	NE	NE	NE	0	NE	NE	NE	NE	NE	NE	NE	NE	0	NE	80	80	NE	50	NE	NE	50	NE	90	60	80	34	
Martha Johnson	NE	NE	NE	NE	0	NE	NE	NE	NE	NE	NE	NE	NE	0	NE	80	80	NE	90	NE	NE	90	NE	80	90	83.33	42.33	

Grade ID	Long Name	Grade ID	Long Name
test1	What did you do over the summer	hw1	first hw assignment
hw2	2nd reading assignment	quiz1	nouns
cw1	Silent Reading	quiz2	Odyssey pages 56-60
hw3	Read a newspaper article	hw4	Write a newspaper article
hw5	Design a graphic to go with your article	hw6	read pages 7-10
quiz3	nouns	test2	Odyssey chs 5 and 6
test4	Checkpoint Verbs	test3	played monopoly
hw8	check the book	gw1	held hands and sang
hw7	jackson Eve	cw2	great thing
quiz4	quiz on stuff	gw2	ring around the rosie II
gw3	Pulling over a scooter		

4.6 ENTER NEW SET OF GRADES

10. Enter New Set of Grades... This is the real 'meat' of the system in that all of the major data is entered via this choice. When you select it by clicking the corresponding radio button and then clicking *Submit*, a page will appear in which you have to enter the specifications of the assignment you are about to enter into the system. You first have to choose the category of the assignment by clicking the appropriate radio button in the first table. For example, if the categories that make up your grades are tests, quizzes, homework, and projects, you would see four rows in the table with one radio button for each row. To select a category, click the corresponding radio button. Now, you have the choice to enter a long name, special long name, special period for the special long name, and an assignment weight. All four of these descriptions are totally optional. If you do not enter a long name, no long name will appear in the grade report that can be generated from the Period Menu. If you do not enter a weight, this assignment will be evenly distributed with any other non-weighted assignments for that specific grade category. The last grade description is that of the maximum value of that assignment. This is required input as it is

essential to know how many points can be earned for any given assignment. The default value here will be 100 but that can be changed to whatever you need it to be. Once you are complete setting up the specifications of the assignment, click *Submit* and your first period's students will now be ready to have their grades entered.

- **Entering Grades...** You will have gotten to this screen by having entered the specifications of an assignment. The system always starts with the first period and works its way through until the last period is reached. With this said, you will first see the student's names from your first period listed in the table in the center of the page. Next to their names will be their student ID and next to their ID will be a text box where you can enter a grade for them. Going down the left side of the table is an incrementing column of "record numbers" which simply identify the record of the grade entry you are entering. This helps if you enter anything in error. If you do, in fact, enter a grade in error (i.e. non-numeric grade or out of range grade value), you will be notified when you click *Submit* to submit the grades for a given period. What will happen is that a list of error(s) will display along the top of the page and then the same grade entry table will be listed under that. Each error message will have a record number

associated with it so you can match up which grade entries did have any problems. At this point, you can change the grades in error and click *Submit* again. The system will always check for errors so you can continually submit grades until you have it right. Assuming you entered a good set of grades, the system will increment the period and list a brand new set of students to enter grades for. This will continue until all periods have been entered or until you decide to postpone entering grades for that assignment. To postpone entering grades for an assignment, you must click the radio button underneath the grade table,

http://shemp.cocse.unl.edu/mlapke/teachers/enteigrades_fin.php - Microsoft Internet Explorer

Address http://shemp.cocse.unl.edu/mlapke/teachers/enteigrades_fin.php

Grade Input Notification-Reentry / New Entry

Grades entered successfully to grade book for period 1.
Now enter the grades for period 2...

Record	Student ID	Name	Grade
1	11111111	Hernando Rodriguez	<input type="text"/>
2	1111111	Erk Veranda Johanson	<input type="text"/>
3	11111113	George Borneo	<input type="text"/>
4	1111222	Tammy Reynolds	<input type="text"/>
5	1111221	John Hersey	<input type="text"/>
6	445566	J.R.R. Tolkien	<input type="text"/>

Enter and Start New Period
 Enter and Postpone Grading

Done Internet

which is labeled "Postpone Grade Entry." At this point, you would click *Submit* and a postponement notification screen would appear that you could exit by clicking any of the navigational buttons. You can also postpone grade entry by clicking any of the navigational buttons that are present in the actual grade entry screen. The difference between this postponement and the active postponement is that the grades for the period you are currently entering will not be submitted to the system. Previously entered periods will be submitted in either case though. Postponed grades may be resumed by selecting the next choice from the main menu, "Resume Postponed Grade Entry."

4.7 RESUME POSTPONED GRADE ENTRY

11. Resume Postponed Grade Entry... If you choose this option, a page will appear that contain a table that lists every assignment that you have postponed at some prior point. If you have not postponed any grades prior to choosing to resume, the page will be empty. To choose a postponed grade, click the radio button next to the respective assignment and then click *Submit*. A page will now appear which will display a grade entry form identical to the one you saw when you began entering grades. The primary difference will be that this form will start at the period you left off instead of beginning again at period 1. At this point, you would follow the same procedures in grade entry as when you initially enter grades. You may choose to postpone the grade entry again if you would like. If you do finish that particular assignment though, it will no longer appear on the resume grades menu and will appear on any grade report you generate. Like any other option, you may use the navigational buttons to move any where up the screen hierarchy.

4.8 UPDATE PREVIOUSLY ENTERED ASSIGNMENT WEIGHT

12. Update Previously Entered Assignment Weight... This option will allow you to go back and change the weight to any assignment you have previously entered. This option is for individual assignment weight only, not for general category weight. The first page that appears will list all of the grade categories that you have a weight greater than zero to. You now select the grade category that the assignment is part of by clicking on the corresponding radio button and then

Update Weight - Microsoft Internet Explorer

Address: http://shamp.cocose.uni.edu/mkapke/teachers/updsteiweight.php

Update Weight

Grade Name	Current Weight	New Weight
hw1	5	<input type="text"/>
hw2	10	<input type="text"/>
hw3	10	<input type="text" value="20"/>
hw4	20	<input type="text" value="10"/>
hw5	10	<input type="text"/>
hw6	10	<input type="text"/>
hw7	15	<input type="text" value="5"/>
hw8	10	<input type="text"/>

Done | Refresh

clicking *Submit*. Now, all of the grades that have been entered under that grade category will appear in a table. The first column will be the short name of the assignment (like hw1, hw2, hw3, etc), the second column will be it's current weight, and the last column will contain text boxes for you to enter a new weight. If you don't want a particular assignment to have a weight, you must enter a "0." Assignments, which you do not enter a new value for, will not change at all. Be aware that the total weight for any given category can not exceed 100% but it is OK for it to be below 100%. When you are complete updating all of the weights in that particular category, click *Submit*. If the system finds any errors in your new weights, an error message will appear which informs you. If you have errors and want to go back and try again from the error message page, click *Weight List*.

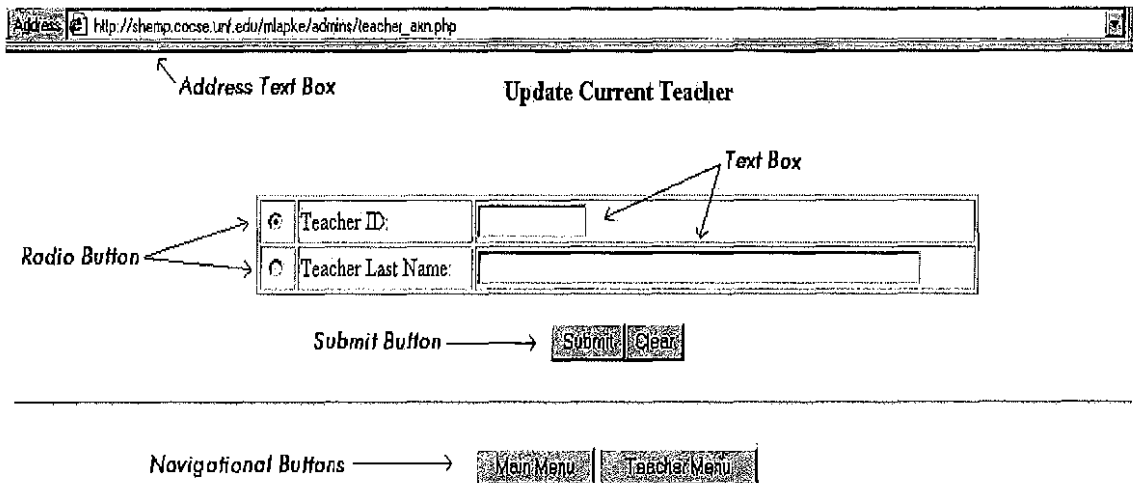
4.9 END SCHOOL YEAR AND ARCHIVE RECORDS

13. End School Year (Archive)... This is an option you should only select if you do not need access to your student's current grade records any more. The main page suggests waiting until the end of the school year before you archive your grades. There is no undo for this particular action so you must be absolutely sure beyond a reasonable doubt that you are completely finished with the school year. It may even be prudent to wait until the beginning of the next year before you archive your grade records. In light of the critical nature of this choice, you are first asked to verify that you do indeed want to end the school year. The page that comes up asks you to enter the word, 'yes' in the sole text box in the page. Once you do this and click *Submit*, your grade records will be erased and archived to the archival table (which is only accessible by an administrator), your grade descriptions will be erased, and your status will be placed on "hold." This hold refers to you being required to select "Start a New School Year" before you can continue, like at the beginning of the year.

Chapter 5

ADMINISTRATOR USER MANUAL

To assist you with the terminology used in this manual, the following diagram has been provided which you may refer back to at any time during your reading. To identify an object, look at the label that is pointing at it.



5.1 ADMINISTRATOR LOG ONTO THE SYSTEM

1. Logging Onto the System... Log on to your school's Web server by typing in your school's Web address in the address text bar of your Web browser. This text bar is normally located towards the top of your browser window. If you do not see a text bar and are using Microsoft Internet Explorer 5.0 (or above), click "View" on the main menu bar at the top. Then, click "Toolbars" in the drop down menu and then "Address Bar" in the sub-menu that appears beside the View drop down menu. This should make the address text bar appear. If you are using another browser and are having problems finding the address text bar, search through its respective help menu.

2. Entering the System Userid and Password... You will be taken to a screen that will have three links on it to continue. All three are password protected and the only password you have been provided with is for the "Admin" link. Click that link and a small window will appear which will ask you to enter your username and password to continue. You should have previously received correspondence with your username and password. Enter each into its respective text bar and click OK to continue. If the same window reappears, you have not

correctly entered the username and/or the password. More than likely, it was the password that was entered incorrectly, as you cannot see what you are entering. Make sure your caps-lock button is off and carefully watch your fingers to verify you are indeed typing in the correct password. If you continue to have problems accessing the system, you will need to contact the Database/System Administrator to verify your userid and password.

3. Entering your Database Userid and Password... Once you have gotten past the system security section, you will be greeted with a Web page that is waiting for you to enter your database userid and password. This userid/password combination should be different than the one you used to gain access to the system in step 2. Type each in its respective text box and click *Submit* to continue.

4. Database Userid/Password Check... One of two things will happen when you enter in the Database userid/ password combination...

- Your main menu will appear.
- OR the following error message will appear (if you do get this message, click the back button on your browser to try

again; note that this is the only time you should ever use your browser's navigational buttons)..

Warning: MySQL Connection Failed: Access denied for user: 'your_user_ID@localhost' (Using password: YES) in /usr/local/apache/htdocs/mlapke/teachers/teachermain.php on line 2 Could not connect with the username/password you entered!

5.2 ADMINISTRATOR MAIN MENU

5. Your Main Menu.. Assuming that you entered a valid database userid/password combination, you will now be presented with your main menu. It should be pointed out, before you continue, that you **MUST** use the navigational buttons or submittal buttons to move around in the system. Do **NOT** use the back and forward buttons in your browser. Information is being passed every time you move from one page to the other and the system is designed to work with the navigational/submittal buttons. If you are unsure of what a navigational or submittal button is in this manual, look for words in *italic*. These are representative of navigational or submittal buttons. Continuing with the options that are available on the main screen, you will have three: Add/Update/Delete Teacher, Add/Update/Delete Student, and Review Archived Information. To select one of these options, click the corresponding radio button and then click *Submit*. Each of these three options will be described in hierarchical detail in each successive step of this manual.

5.3 ADD/UPDATE/DELETE TEACHER

6. Add/Update/Delete Teacher... The administrator (or administrators) is the only person capable of adding, updating, or deleting teachers. When this system is initially installed, you will need to add every teacher in the school who will be using the system. To do this, you will need to do many Adds...

- Add Teacher... You have gotten to this option by clicking the radio button next to "Add Teacher" and *Submit* in the Add/Update/Delete Teacher page. The page that will appear is a form which will prompt you to enter several pieces of

The screenshot shows a web browser window titled "Add New Teacher - Microsoft Internet Explorer". The address bar displays "http://shemp.cocoe.uwf.edu/nlapke/admins/teacher_add.php". The main content area features a form titled "Add New Teacher" with the following fields:

Teacher ID:	<input type="text"/>
Last Name:	<input type="text"/>
First Name:	<input type="text"/>
Grade Taught:	<input type="text"/>
Subject Taught:	<input type="text"/>
Teacher's new Password (enter twice):	<input type="password"/> = <input type="password"/>

Below the form are two buttons: "Submit" and "Clear". At the bottom of the page, there are two buttons: "Main Menu" and "Teacher Menu".

information including the teacher's ID, last name, first name, grade taught, subject taught, and the new teacher's password. All of these fields are required and you will be notified with an error message if you fail to enter information into every one. Once you do fill out the fields and hit *Submit*, a page will appear which will notify you of the addition and display all the fields you have just entered if you would like to review them. If you do notice any problems click the navigational button, *Teacher Menu*, and then choose to "Update Teacher"...

- Update Teacher... This option allows you to update the information stored for any given teacher. You would select this by clicking the radio button next to "Update Teacher" from the Add/Update/Delete Teacher menu. When you do, a page will appear which will prompt you to enter either a teacher ID or teacher last name to search on. Make sure the radio button is checked next to the search parameter you have chosen. For example, if you want to search on the last name, the second from the top radio button should be checked. Also make sure you enter something for the system to search on. Once you have entered a search parameter, checked the appropriate radio button, and clicked the *Submit* button, a page will appear which lists all of the teachers that match your search criteria. If no teachers match your

criteria, no teachers will be listed. Assuming there is a list, select the teacher you want to update by clicking the corresponding radio button next to the row the teacher resides on and then click *Submit*. Now a page will appear which will contain a form with all of the teacher information pre-filled in. Make any changes you need to the appropriate fields and click the *Submit* button. A final update notification page will appear. You may use the navigational buttons to move on from that point.

- **Delete Teacher...** If a teacher ever leaves the school, you will need to delete that teacher. Be very careful when you do this though because all of that teacher's grade records will be deleted when you delete the actual teacher. These grades will be stored in the archive table (which you have the ability of reviewing) but if the teacher comes back, he or she will not be able to recover any grades they had previously entered. In other words, be absolutely sure that you want to do a permanent delete of any given teacher before you choose this option. The start of this is identical to the steps outlined in the Update Teacher option. You will have to enter a search parameter for a teacher to delete and then choose from the list that appears on the following page. When you do choose a teacher to delete, a page notifying you of the delete will appear.

From there, you can use the navigational buttons to continue.

- List all Teachers... This option will list all of the teachers currently entered into the system. It may be helpful in determining if a teacher has already been entered yet or not or to provide a convenient list of comparison. Once here, you may use the navigational buttons to continue.

5.4 ADD/UPDATE/DELETE STUDENT

7. Add/Update/Delete Student... Although some characteristics of this option may seem similar to the teacher's ability to add, delete, or update a student, this option is actually quite different. You are not adding a student to any given teacher's gradebook, only to the system itself. Also, when you are deleting a student, you are permanently deleting that student from the entire system, not just from one gradebook.

- Add Student... If you choose this option, a page will appear with a form for entering a new student's information. You will have to enter the student's ID, last name, and first name. The personal information area is optional for you to enter any pertinent information about the student. Once you enter this information and click *Submit*, a student add notification page will inform you whether or not the student was successfully added. From there, you may use the navigational buttons to continue. If you notice any problems with the information, you may go back to the Student Menu and select Update Student to change that information...
- Update Student... Like the teacher update, this option will first require that you enter in a search parameter to find

a student to update. Once you do, if any students match your search criteria, they will be listed in a table with radio buttons next to each matching student. To select a student to update, click the corresponding radio button and then click *Submit*. A page will now appear which contains a form with the fields filled in with that student's current information. Change whatever fields are required and then click *Submit*.

- Delete Student... This is an option you should pursue only if a student is permanently removed from the school. The system automatically removes students after seven years anyway so technically you never have to use this. It is

http://shemp.cocsc.edu/mlapke/admins/updatestudent.php - Microsoft Internet Explorer

Address http://shemp.cocsc.edu/mlapke/admins/updatestudent.php

Update Student Data Entry

Change any of the following attributes and click 'Done' when you are finished.

Student ID:	11111
Last Name:	Johanson
First Name:	Erik Veranda
Personal Info:	very knowledgeable in eastern history
Student Passcode:	ejohanson
Student Password:	ejohanson

Done Internet

here in the instance that you feel the need to permanently remove a student from the system. When you do delete a student, any teacher that has that student in their grade rolls will have that student removed, and the student will be deleted from the student table. If you select this option, it starts identically to the update student option. You have to enter search criteria and then choose a specific student. When you click *Submit* after choosing a student to delete, a notification of delete will appear. From there, you can continue by clicking one of the navigation buttons.

- **List all Students..** This option will list all of the students currently entered into the system. It may be helpful in determining if a student has already been entered yet or not or to provide a convenient list of comparison. It also may be helpful in determining which students have been added to specific teacher's grade rolls. Once here, you may use the navigational buttons to continue.

5.5 REVIEW ARCHIVED INFORMATION

8. Review Archived Information... This option is available for you to review specific archived records. When you select this option, a page will appear with a form for entering search parameters. You have three parameters to pick from: teacher ID, student ID, and year. You must select one and only one of these search criteria choices by clicking on the respective radio button. After you choose one, type in the search (for example '2001' for the year or '11111112' for the teacher ID). Then click the *Submit* button. A list of archival records that match your search criteria will now appear. If no records match your criteria, no records will be listed. The archival table stores the teacher ID, student ID, year, grade averages, and final average with one record for every student per term per year per teacher. To continue, click the navigational button, *Main Menu*.

REFERENCES

[Logan00]

Logan, Patricia Y. and Lutz, Charles M., "Establishing the Research Foundations for Successful Client-Server Computing: What Naturalistic Studies Could Contribute," The Qualitative Report, 4, 1 (2000).

[Nakayama00]

Nakayama, Takehiro; Kato, Hiroki; Yamanei, Yohei
"Discovering the Gap Between Web Site Designer's Expectations and User's Behavior," Computer Networks, 33, 1, (2000), pp. 811-822.

[Ruppel00]

Ruppel, Cynthia and Konecney, James, "Role of IS Personnel in Web-based systems development: the case of a health care organization," 2000 ACM SIGCPR Conference (2000).

APPENDIX Ai: TEACHER PHP CODE LISTINGS

Addstudent.php

```
<?php

/* 1st need to look for student if found, add student to teacher
   grade table and attendance table and display identical screen
   to enter another student. Also, add teacherID to student's row in
   student table.
   So the form in this code will actually call itself with a submit.
   If the student is not found, a form should display that prompts
   for the student's information. That will call another form
   which enters the student info (+ all the other stuff above)
   and displays a 3rd identical student ID entry form. That form
   will actually call this form.
*/

$link = mysql_connect ("localhost", $loginid, $password)
    or die ("Could not connect with the username/password you entered!");
$success = mysql_select_db('mlapke');

echo "<html><head><title>Add New Student List</title></head><body>";
echo "<p><center><h1>Add New Students</h1><p>";

$input_switch = 0;
if($period == NULL || $studentid == NULL) {
    echo "You did not enter either a period or a student ID, try again<P>";
    $input_switch = 1; }
else {
    $check1 = is_numeric($period);
    $check2 = is_numeric($studentid);
    if($check1 != 1) {
        echo "Period entered was not numeric<P>";
        $input_switch = 1; }
    else if($check2 != 1) {
        echo "Student ID entered was not numeric<p>";
        $input_switch = 1; }
    else {

        // get the teacher's id from the database
        $result = mysql_query("Select * from teacher where userid = '$loginid'");

        $row = mysql_fetch_array($result);
        if($period > $row[6] || $period < 0) {
            echo "Period entered exceeds maximum periods in your records. ";
            echo "To change your maximum periods, you need to change the number ";
            echo "at the bottom of the screen in the grade requirements update ";
            echo "menu. Your current maximum periods = $row[6].";
            $input_switch = 1;
        }
    }
else {

    $teacherid = $row[0];

    $result = mysql_query("SELECT * FROM student where studentid =
```

```

        $studentid");
$num_rows = mysql_num_rows($result);
$row = mysql_fetch_array($result);

$year = date("Y");

if($num_rows == 1) {
    $result2 = mysql_query("select * from $grd_table where
studentid = $studentid");
$num_rows = mysql_num_rows($result2);
if($num_rows > 0) {
    echo "That student has already been added to your grade
table.<br>";
    echo "No addition was made.";
}
else {
    $result = mysql_query("select * from teacher where teacherid =
$teacherid");
$row = mysql_fetch_row($result);
$termid = $row[8];
$result = mysql_query("INSERT INTO $grd_table (studentid,
termid, yearid,
period, attndrec) VALUES ($studentid, $termid, $year,
$period, NULL)");
or die ("Invalid Insert for grade table!");

    $i = 4;
    $myflag = 1;
    $resultXX = mysql_query("SELECT * FROM student where studentid
= $studentid");
    $rowXX = mysql_fetch_array($resultXX);
    while($i < 11 && $myflag == 1) {
        if($rowXX[$i] == 0)
            $myflag = 0;
        $i++; }
    $i = $i - 4;
    $selteach[0] = 't'; $selteach[1] = 'e'; $selteach[2] = 'a';
    $selteach[3] = 'c';
    $selteach[4] = 'h'; $selteach[5] = 'e'; $selteach[6] = 'r';
    $selteach[7] = $i;
    $teacher = implode("", $selteach);

    $result = mysql_query("update student set $teacher =
$teacherid where studentid = $studentid")
or die("Bad update into student table. See
administrator");
    echo "<h3>Student added. </h3><p>";
}
$input_switch = 1;
}
else {
    echo "<h3>This student is not in the system. You will need to enter
their information...";
    echo "<center><FORM METHOD='POST' ACTION='addstudent_det.php'>";

    echo "<table border=1>";
    echo "<tr><td>Student ID: </td><td>";

```

```

        echo "<INPUT TYPE='text' NAME='studentid' size = '11' maxlength =
'11' value =
        $studentid></td></tr>";
        echo "<tr><td>Last Name: </td><td>";
        echo "<INPUT TYPE='text' NAME='lastname' size = '50' maxlength =
'50' value =
        '$lastname'></td></tr>";
        echo "<tr><td>First Name: </td><td>";
        echo "<INPUT TYPE='text' NAME='firstname' size = '50' maxlength =
'50' value =
        '$firstname'></td></tr>";
        echo "<tr><td>Personal Info: </td><td>";
        echo "<INPUT TYPE='text' NAME='persinfo' size = '50' maxlength =
'250' value =
        '$persinfo'></td></tr>";
        echo "<tr><td width = 20%>Student Passcode: </td>";
        echo "<td><input type='text' name='passcode' size = '15'
maxlength='15'
        value = '$passcode'> </td></tr>";
        echo "<tr><td width = 20%>Student Password: </td>";
        echo "<td><input type='text' name='password' size = '15'
maxlength='15' value =
        '$password'> </td>";
        echo "</tr></table><p>";

        echo "<input type = 'hidden' name = 'loginid' value =
$loginid>";
        echo "<input type = 'hidden' name = 'period' value = $period>";
        echo "<input type = 'hidden' name = 'term' value = $term>";
        echo "<input type = 'hidden' name = 'grd_table' value =
$grd_table>";
        echo "<input type = 'hidden' name = 'dsc_table' value =
$dsc_table>";
        echo "<input type = 'hidden' name = 'teacherid' value =
$teacherid>";
        echo "<input type = 'hidden' name = 'psword' value = $psword>";
        echo "<input type = 'hidden' name = 'switch' value = $switch>";
        echo "<INPUT TYPE='SUBMIT' Value='Submit'>";
        echo "<input type='reset' value='Clear'>";
        echo "</form></center>";
    }
}
}

if($input_switch == 1) {
    echo "<center><form method = 'post' action='addstudent.php'>";
    echo "<table border=1><tr>";
    echo "<td>Student ID: </td>";
    echo "<td><INPUT TYPE='text' NAME='studentid' size = '11' maxlength =
'11'>
        </td></tr><tr>";
    echo "<td>Period : </td><td><INPUT TYPE='text' NAME='period' size = '1'
maxlength = '1' value = $period></td>";
    echo "</tr></table><p>";
    echo "<input type = 'hidden' name = 'loginid' value = $loginid>";
    echo "<input type = 'hidden' name = 'psword' value = $psword>";
}
}
}

```

```

    echo "<input type = 'hidden' name = 'teacherid' value = $teacherid>";
    echo "<input type = 'hidden' name = 'grd_table' value = $grd_table>";
    echo "<input type = 'hidden' name = 'dsc_table' value = $dsc_table>";
    echo "<input type = 'hidden' name = 'switch' value = $switch>";
    echo "<INPUT TYPE='SUBMIT' Value='Submit'><INPUT TYPE='RESET'
Value='Clear'>";
    echo "</CENTER></FORM></body></html>";
}

$result = mysql_query("select * from $grd_table");
$num_rows = mysql_num_rows($result);
$i = 0;
echo "<p>Students added so far...<br><table border = 1><tr><th>Student
Name</th>";
echo "<th>Student ID</th><th>Period</th></tr>";
while($i < $num_rows) {
    $row = mysql_fetch_array($result);
    $resultII = mysql_query("select * from student where studentid =
$row[0]");
    $rowII = mysql_fetch_array($resultII);
    echo "<tr><td>$rowII[2]
$rowII[1]</td><td>$row[0]</td><td>$row[3]</td></tr>";
    $i++;
}
echo "</table><p>";

mysql_close ($link);

echo "<hr><p><center><table><tr><td>";
echo "<FORM METHOD='POST' ACTION='teachermain.php'>";
echo "<input type = 'hidden' name = 'loginid' value = $loginid>";
echo "<input type = 'hidden' name = 'psword' value = $psword>";
echo "<input type = 'hidden' name = 'grd_table' value = $grd_table>";
echo "<input type = 'hidden' name = 'dsc_table' value = $dsc_table>";
echo "<INPUT TYPE='SUBMIT' Value='Main Menu'>";
echo "</form></td><td>";
if($switch == 'newterm') {
    echo "<FORM METHOD='POST' ACTION='teacherchoice.php'>";
    echo "<input type = 'hidden' name = 'loginid' value = $loginid>";
    echo "<input type = 'hidden' name = 'r1' value = 'new'>";
    echo "<input type = 'hidden' name = 'psword' value = $psword>";
    echo "<input type = 'hidden' name = 'grd_table' value = $grd_table>";
    echo "<input type = 'hidden' name = 'dsc_table' value = $dsc_table>";
    echo "<input type = 'hidden' name = 'teacherid' value = $teacherid>";
    echo "<INPUT TYPE='SUBMIT' Value='NewTerm Menu'>";
    echo "</form></td>";
} else {
    echo "<FORM METHOD='POST' ACTION='teacherchoice.php'>";
    echo "<input type = 'hidden' name = 'loginid' value = $loginid>";
    echo "<input type = 'hidden' name = 'r1' value = 'period'>";
    echo "<input type = 'hidden' name = 'period_choice' value =
$period_choice>";
    echo "<input type = 'hidden' name = 'psword' value = $psword>";
    echo "<input type = 'hidden' name = 'grd_table' value = $grd_table>";
    echo "<input type = 'hidden' name = 'teacherid' value = $teacherid>";
    echo "<input type = 'hidden' name = 'dsc_table' value = $dsc_table>";
    echo "<INPUT TYPE='SUBMIT' Value='Period Menu'>";
}

```

```
echo "</form></td><td>";
echo "<FORM METHOD='POST' ACTION='period_choice.php'>";
echo "<input type = 'hidden' name = 'loginid' value = $loginid>";
echo "<input type = 'hidden' name = 'r1' value = 'students'>";
echo "<input type = 'hidden' name = 'period_choice' value = $period>";
echo "<input type = 'hidden' name = 'p$word' value = $p$word>";
echo "<input type = 'hidden' name = 'grd_table' value = $grd_table>";
echo "<input type = 'hidden' name = 'teacherid' value = $teacherid>";
echo "<input type = 'hidden' name = 'dsc_table' value = $dsc_table>";
echo "<INPUT TYPE='SUBMIT' Value='Student Update Menu'></form></td>";
}
echo "</tr></table></center>";

?>
```


Addstudent_det.php

```
<?php

$link = mysql_connect ("localhost", $loginid, $psword)
    or die ("Could not connect with the username/password you entered!");
$success = mysql_select_db('mlapke');

echo "<html><head><title>Add New Student List</title></head><body>";
echo "<p><center><h1>Add New Students</h1><p>";

$bad_switch = 0;
if($studentid == NULL || $lastname == NULL || $firstname == NULL ||
persinfo == NULL ||
    $passcode == NULL || $password == NULL) {
    echo "One of the required fields (studentID, last name, first name,
personal information, passcode, and password) was empty. Try
again.<p>";
    $bad_switch = 1; }
else {
    $check1 = is_numeric($studentid);
    if($check1 != 1) {
        echo "Your student ID was not numeric. Try again.<P>";
        $bad_switch = 1; }
    else {
        $result2 = mysql_query("select * from $grd_table where studentid =
$studentid");
        $num_rows = mysql_num_rows($result2);
        if($num_rows > 0) {
            echo "That student has already been added to your grade
table.<br>";
            echo "No addition was made.";
        }

        else {

            $result = mysql_query("INSERT INTO student VALUES($studentid,
'$lastname', '$firstname', '$persinfo', $teacherid, 0, 0, 0, 0, 0, 0,
'$passcode', '$password')") or die ("Invalid Insert into student table!");

            $year = date("Y");
            $result = mysql_query("select * from teacher where teacherid =
$teacherid");
            $row = mysql_fetch_row($result);
            $termid = $row[8];
            $result = mysql_query("INSERT INTO $grd_table (studentid, termid,
yearid,
                period, attndrec) VALUES($studentid, $termid, '$year',
                $period, NULL)");
            or die ("Invalid Insert for grade table!");

            echo "<h3>The student was added to your gradebook and to the
system.</h3><p>";
        }
    }
}
```

```

    }
}

if($bad_switch == 0) {
    echo "<center><form method = 'post' action='addstudent.php'>";
    echo "<table border=1><tr>";
    echo "<td>Student ID: </td>";
    echo "<td><INPUT TYPE='text' NAME='studentid' size = '11' maxlength =
'11'></td></tr><tr>";
    echo "<td>Period : </td><td><INPUT TYPE='text' NAME='period' size = '1'
maxlength = '1' value = $period></td>";
    echo "</tr></table><p>";

    echo "<input type = 'hidden' name = 'loginid' value = $loginid>";
    echo "<input type = 'hidden' name = 'psword' value = $psword>";
    echo "<input type = 'hidden' name = 'grd_table' value = $grd_table>";
    echo "<input type = 'hidden' name = 'dsc_table' value = $dsc_table>";
    echo "<input type = 'hidden' name = 'teacherid' value = $teacherid>";
    echo "<input type = 'hidden' name = 'switch' value = $switch>";
    echo "<INPUT TYPE='SUBMIT' Value='Submit'><INPUT TYPE='RESET'
Value='Clear'>";
    echo "</CENTER></FORM></body></html>";
}
else {
    echo "<center><form method = 'post' action='addstudent.php'>";
    echo "<input type = 'hidden' name = 'loginid' value = $loginid>";
    echo "<input type = 'hidden' name = 'psword' value = $psword>";
    echo "<input type = 'hidden' name = 'grd_table' value = $grd_table>";
    echo "<input type = 'hidden' name = 'dsc_table' value = $dsc_table>";
    echo "<input type = 'hidden' name = 'teacherid' value = $teacherid>";
    echo "<input type = 'hidden' name = 'switch' value = $switch>";
    echo "<input type = 'hidden' name = 'period' value = $period>";
    echo "<input type = 'hidden' name = 'studentid' value = $studentid>";
    echo "<input type = 'hidden' name = 'lastname' value = $lastname>";
    echo "<input type = 'hidden' name = 'firstname' value = $firstname>";
    echo "<input type = 'hidden' name = 'persinfo' value = '$persinfo'>";
    echo "<input type = 'hidden' name = 'passcode' value = $passcode>";
    echo "<input type = 'hidden' name = 'password' value = $password>";
    echo "<INPUT TYPE='SUBMIT' Value='Try Again'>";
    echo "</CENTER></FORM></body></html>";
}
mysql_close ($link);

echo "<hr><p><center><table><tr><td>";
echo "<FORM METHOD='POST' ACTION='teachermain.php'>";
echo "<input type = 'hidden' name = 'loginid' value = $loginid>";
echo "<input type = 'hidden' name = 'psword' value = $psword>";
echo "<input type = 'hidden' name = 'grd_table' value = $grd_table>";
echo "<input type = 'hidden' name = 'dsc_table' value = $dsc_table>";
echo "<INPUT TYPE='SUBMIT' Value='Main Menu'>";
echo "</form></td><td>";
if($switch == 'newterm') {
    echo "<FORM METHOD='POST' ACTION='teacherchoice.php'>";
    echo "<input type = 'hidden' name = 'loginid' value = $loginid>";
    echo "<input type = 'hidden' name = 'r1' value = 'new'>";
    echo "<input type = 'hidden' name = 'psword' value = $psword>";
    echo "<input type = 'hidden' name = 'grd_table' value = $grd_table>";
}
}

```

```

echo "<input type = 'hidden' name = 'dsc_table' value = $dsc_table>";
echo "<input type = 'hidden' name = 'teacherid' value = $teacherid>";
echo "<INPUT TYPE='SUBMIT' Value='NewTerm Menu'>";
echo "</form></td>";
} else {
echo "<FORM METHOD='POST' ACTION='teacherchoice.php'>";
echo "<input type = 'hidden' name = 'loginid' value = $loginid>";
echo "<input type = 'hidden' name = 'r1' value = 'period'>";
echo "<input type = 'hidden' name = 'period_choice' value =
$period_choice>";
echo "<input type = 'hidden' name = 'psword' value = $psword>";
echo "<input type = 'hidden' name = 'grd_table' value = $grd_table>";
echo "<input type = 'hidden' name = 'teacherid' value = $teacherid>";
echo "<input type = 'hidden' name = 'dsc_table' value = $dsc_table>";
echo "<INPUT TYPE='SUBMIT' Value='Period Menu'>";
echo "</form></td><td>";
echo "<FORM METHOD='POST' ACTION='period_choice.php'>";
echo "<input type = 'hidden' name = 'loginid' value = $loginid>";
echo "<input type = 'hidden' name = 'r1' value = 'students'>";
echo "<input type = 'hidden' name = 'period_choice' value =
$period>";
echo "<input type = 'hidden' name = 'psword' value = $psword>";
echo "<input type = 'hidden' name = 'grd_table' value = $grd_table>";
echo "<input type = 'hidden' name = 'teacherid' value = $teacherid>";
echo "<input type = 'hidden' name = 'dsc_table' value = $dsc_table>";
echo "<INPUT TYPE='SUBMIT' Value='Student Update Menu'></form></td>";
}
echo "</tr></table></center>";

?>

```

ADU_student.php

```
<?php

$link = mysql_connect ("localhost", $loginid, $psword)
        or die ("Could not connect with the username/password you
entered!");
$success = mysql_select_db('mlapke');
$result = mysql_query("select * from teacher where teacherid =
$teacherid");
$row = mysql_fetch_array($result);
$currentterm = $row[8];

if($r1 == 'add') {
    echo "<html><head><title>Add Student</title></head><body>";
    echo "<p><center><h1>Add New Student</h1><p>";
    echo "<form method = 'post' action='addstudent.php'>";
    echo "<table border = 1><tr><td>Student ID: </td><td>";
    echo "<input type = 'text' name = 'studentid' size = '11' maxlength =
'11'>";
    echo "</td><tr><td>Period : </td><td><INPUT TYPE='text' NAME='period' ";
    echo " size = '1' maxlength = '1' value =
$period_choice></td></tr></table>";
}

else {
    echo "<html><head><title>Student Search to
Update/Delete</title></head><body>";
    echo "<p><center><h1>Student Search to Update/Delete</h1><p>";
    echo "<form method = 'post' action='selectstudent.php'>";
    echo "<table border = 1><tr><td><INPUT TYPE='radio' NAME='r1' value =
'id' checked>";
    echo "</td><td>Student ID: </td><td>";
    echo "<input type = 'text' name = 'studentid' size = '11' maxlength =
'11'>";
    echo "</tr><tr><td><INPUT TYPE='radio' NAME='r1' value = 'lastname'>";
    echo "</td><td>Student Last Name: </td><td>";
    echo "<input type = 'text' name = 'lastname' size = '50' maxlength =
'50'>";
    echo "</td></tr></table>";
}

echo "<p><input type = 'hidden' name = 'loginid' value = $loginid>";
echo "<input type = 'hidden' name = 'psword' value = $psword>";
echo "<input type = 'hidden' name = 'switch' value = 'notnewterm'>";
echo "<input type = 'hidden' name = 'switchII' value = $r1>";
echo "<input type = 'hidden' name = 'grd_table' value = $grd_table>";
echo "<input type = 'hidden' name = 'teacherid' value = $teacherid>";
echo "<input type = 'hidden' name = 'dsc_table' value = $dsc_table>";
echo "<input type = 'hidden' name = 'period_choice' value =
$period_choice>";
echo "<INPUT TYPE='SUBMIT' Value='Submit'></form><p>";

mysql_close ($link);
```

```

echo "<hr><p><center><table><tr><td>";
echo "<FORM METHOD='POST' ACTION='teachermain.php'>";
echo "<input type = 'hidden' name = 'loginid' value = \$loginid>";
echo "<input type = 'hidden' name = 'psword' value = \$psword>";
echo "<input type = 'hidden' name = 'grd_table' value = \$grd_table>";
echo "<input type = 'hidden' name = 'att_table' value = \$dsc_table>";
echo "<INPUT TYPE='SUBMIT' Value='Main Menu'>";
echo "</form></td><td>";
echo "<FORM METHOD='POST' ACTION='teacherchoice.php'>";
echo "<input type = 'hidden' name = 'loginid' value = \$loginid>";
echo "<input type = 'hidden' name = 'r1' value = 'period'>";
echo "<input type = 'hidden' name = 'period_choice' value =
\$period_choice>";
echo "<input type = 'hidden' name = 'psword' value = \$psword>";
echo "<input type = 'hidden' name = 'grd_table' value = \$grd_table>";
echo "<input type = 'hidden' name = 'teacherid' value = \$teacherid>";
echo "<input type = 'hidden' name = 'dsc_table' value = \$dsc_table>";
echo "<INPUT TYPE='SUBMIT' Value='Period Menu'>";
echo "</form></td><td>";
echo "<FORM METHOD='POST' ACTION='period_choice.php'>";
echo "<input type = 'hidden' name = 'loginid' value = \$loginid>";
echo "<input type = 'hidden' name = 'r1' value = 'students'>";
echo "<input type = 'hidden' name = 'period_choice' value =
\$period_choice>";
echo "<input type = 'hidden' name = 'psword' value = \$psword>";
echo "<input type = 'hidden' name = 'grd_table' value = \$grd_table>";
echo "<input type = 'hidden' name = 'teacherid' value = \$teacherid>";
echo "<input type = 'hidden' name = 'dsc_table' value = \$dsc_table>";
echo "<INPUT TYPE='SUBMIT' Value='Student Update Menu'></form></td>";
echo "</tr></table>";

```

?>

Archive.php

```
<?php

$link = mysql_connect ("localhost", $loginid, $password)
        or die ("Could not connect with the username/password you
entered!");
$success = mysql_select_db('mlapke');
$result = mysql_query("select * from teacher where teacherid =
$teacherid");
$row = mysql_fetch_array($result);
$currentterm = $row[8];

$verify = strtoupper($verify);
if($verify == 'YES') {
    echo "<html><head><title>Grades Archived</title></head><body>";
    echo "<p><center><h1>Grades Archived</h1><p>";
    echo "This is to notify you that your grades have been archived.";

    //need to clear out grade table <<<      write each grade record to the
    //need to clear out desc table <<<      archive table with a year tag
    //need to remove teacher from student list of rep teachers
    //need to update teacher's record
    //need to update gradedesc table

    $result = mysql_query("show columns from gradedesc");

    $i = 0;
    while($i < 8) {
        $row = mysql_fetch_array($result);
        $row = mysql_fetch_array($result);
        $holdcol = $row[0];
        $len = strlen($holdcol) - 3;
        $j = 0; $hold = NULL;
        while($j < $len) {
            $hold[$j] = $holdcol[$j];
            $j++;
        }
        $colname[$i] = implode("", $hold);
        $i++;
    }

    $myterm = 1;
    while($myterm <= $currentterm) {
        $result = mysql_query("select * from gradedesc where teacherid =
$teacherid &&
        termid = $myterm");
        $num_of_grades = mysql_fetch_array($result);

        $q = $x = 0;
        $i = 1;
        while($i < 16) {
            if($num_of_grades[$i] > 0) {
                $overall_grd_wgt[$q] = $num_of_grades[$i + 1];
```

```

        $q++;
    }
    $overall_wgt_array[$x] = $num_of_grades[$i + 1];
    $x++;
    $i = $i + 2;
}

//now need to list students
$resultII = mysql_query("select * from $grd_table where termid =
$mymterm");
$num_students = mysql_num_rows($resultII);
$resultIV = mysql_query("show columns from $grd_table");
$num_grade_cols = mysql_num_rows($resultIV);
$max_cols = $num_grade_cols - 5;
$i = 0;
while($i < 5) {
    $row = mysql_fetch_array($resultIV);
    $i++; }
while($i < $num_grade_cols) {
    $row = mysql_fetch_array($resultIV);
    $y = $i - 5;
    $grd_table_col[$y] = $row[0];
    $i++; }
$i = $q = $finalaverage = 0;

while ($i < $num_students) { //looping all students
    $allgradecount = $q = 0;
    $row = mysql_fetch_array($resultII);
    $studentid = $row[0];
    $currentyear = $row[2];
    $period = $row[3];
    $attndrec = $row[4];
    $w = $k = 1;
    $avgsb = 0;
    while($w < 16) { //looping all relevent grade
categories
        if($num_of_grades[$w] > 0) {
            $subgradecount = 0;
            $subgradetotal = 0;
            $anyNULLs_flag = $NULL_total = $NULL_count = 0;
            $totalweights = 0;
            $j = 0;
            $x = $w - $k;
            $hold = NULL;
            $len = strlen($colname[$x]);
            $p = 0; $holdcolname = $colname[$x];
            while($p < $len) {
                $hold[$p] = $holdcolname[$p];
                $p++;
            }
            $mycount = 1;
            $b = 0;
            while($j < $num_of_grades[$w]) { //looping specific grade
types looking for
                $myflag = 0; //matching gradetype
                $hold[$p] = $mycount;
                $grade_col_id = implode("", $hold);

```

```

while($myflag == 0 && $b < $max_cols) {
  if($grade_col_id == $grd_table_col[$b]) {
    $f = $b + 5;
    $resultV = mysql_query("select * from $dsc_table
      where
        gradename = '$grade_col_id' && termid =
          $currentterm");
    $grade_desc_row = mysql_fetch_array($resultV);
    if($row[$f] != NULL) {
      $weightedgrd = ($row[$f] / $grade_desc_row[13]) *
        100;
      if($grade_desc_row[1] == NULL ||
        $grade_desc_row[1] == 0) {
        $anyNULLs_flag = 1;
        $NULL_total = $NULL_total + $weightedgrd;
        $NULL_count++;
      } else {
        $weightedgrd = $weightedgrd *
          ($grade_desc_row[1] / 100);
        $subgradetotal = $subgradetotal +
          $weightedgrd;
        $subgradecount++;
        $totalweights = $totalweights +
          $grade_desc_row[1];
      }
    }
  }
  $myflag = 1;
}
$b++;
}
$mycount++;
$j++;
}
if($anyNULLs_flag == 0)
  if($totalweights != 0)
    $avg = $subgradetotal * (100 / $totalweights);
  else
    $avg = 0;
else {
  $invert = 100 - $totalweights;
  $avg = $NULL_total / $NULL_count * ($invert / 100);
  $avg = $avg + $subgradetotal;
}
$finalaverage = $finalaverage + ($avg * ($overall_grd_wgt[$q]
/ 100));

$q++;
$avg = round($avg, 2);
$grade_avg_array[$avgsub] = $avg;
$avgsub++;
}
$w = $w + 2;
$k++;
}

```

```

//now go through student's rec and find the column that the teacher
//link is stored and replace the teacher's ID number with 0

```



```

$resultXX = mysql_query("select * from student where studentid =
    $studentid");
$my_row = mysql_fetch_array($resultXX);
$selteach[0] = 't'; $selteach[1] = 'e'; $selteach[2] = 'a';
$selteach[3] = 'c';
$selteach[4] = 'h'; $selteach[5] = 'e'; $selteach[6] = 'r';
$m = 1;
while($m <= 7) {
    $selteach[7] = $m;
    $teacherlink = implode("", $selteach);
    $z = $m + 3;
    if($teacherid == $my_row[$z])
        $resultXXu = mysql_query("update student set $teacherlink
            = 0 where studentid = $studentid");
    $m++;
}
$finalaverage = round($finalaverage, 2);
$i++;

    $archive_insert = mysql_query("insert into archive
values($teacherid, $studentid, $myterm, '$currentyear', $period,
'$overall_wgt_array[0]', '$grade_avg_array[0]', '$overall_wgt_array[1]',
'$grade_avg_array[1]', '$overall_wgt_array[2]', '$grade_avg_array[2]',
'$overall_wgt_array[3]', '$grade_avg_array[3]', '$overall_wgt_array[4]',
'$grade_avg_array[4]', '$overall_wgt_array[5]', '$grade_avg_array[5]',
'$overall_wgt_array[6]', '$grade_avg_array[6]', '$overall_wgt_array[7]',
'$grade_avg_array[7]', $finalaverage, '$attndrec')")
    or die("Insert to archive table failed. See DBA");

    $finalaverage = 0;
}
$myterm++;
}
$result = mysql_query("delete from $grd_table");
$result = mysql_query("delete from $dsc_table");
$result = mysql_query("update teacher set beguntermflag = 0,
    currentterm = 1
    where teacherid = $teacherid");
$result = mysql_query("update gradedesc set testwgt = 0, testnum = 0,
hwwgt = 0, hwnum = 0, cwnum = 0, cwwgt = 0, projnum = 0, projwgt = 0,
journnum = 0, journwgt = 0, conductnum = 0, conductwgt = 0, quiznum = 0,
quizwgt = 0, gwnum = 0, gwwgt = 0, termid = 1 where teacherid =
$teacherid");
}
else {
    echo "<html><head><title>No Archive</title></head><body>";
    echo "<p><center><h1>No Archive</h1><p>";
    echo "You did not verify your specific request to end the ";
    echo "school year by typing 'yes' in the text box in the ";
    echo "previous screen.";
}

mysql_close ($link);

echo "<hr><p><center><table><tr><td>";

```

```
echo "<FORM METHOD='POST' ACTION='teachermain.php'>";
echo "<input type = 'hidden' name = 'loginid' value = $loginid>";
echo "<input type = 'hidden' name = 'psword' value = $psword>";
echo "<input type = 'hidden' name = 'grd_table' value = $grd_table>";
echo "<input type = 'hidden' name = 'att_table' value = $dsc_table>";
echo "<INPUT TYPE='SUBMIT' Value='Main Menu'>";
echo "</form></td></tr></table>";
?>
```

Entergrades.php

```
<?php
//first need to do error checking of weight, maxvalue, and special period
//before allowing to continue...

$link = mysql_connect ("localhost", $loginid, $password)
        or die ("Could not connect with the username/password you
entered!");
$success = mysql_select_db('mlapke');

$result = mysql_query("select * from teacher where teacherid =
$teacherid");
$row = mysql_fetch_row($result);
$currentterm = $row[8];

$weightflag = $maxflag = $sp_periodflag = $range_period_flag = $overweight
= 0;

$check = 1;
if($weight != NULL)
    $check = is_numeric($weight);
if($check != 1)
    $weightflag = 1;
else {
    $len = strlen($r1);
    $i = 0;
    while($i < $len) {
        $hold[$i] = $r1[$i];
        $i++; }

    $result = mysql_query("select * from gradedesc where teacherid =
$teacherid &&
        termid = $currentterm");
    $row = mysql_fetch_array($result);
    if($r1 == 'test')
        $sub = 1;
    else if($r1 == 'hw')
        $sub = 3;
    else if($r1 == 'cw')
        $sub = 5;
    else if($r1 == 'proj')
        $sub = 7;
    else if($r1 == 'journ')
        $sub = 9;
    else if($r1 == 'conduct')
        $sub = 11;
    else if($r1 == 'quiz')
        $sub = 13;
    else if($r1 == 'gw')
        $sub = 15;

    $type = $r1;
    $assignment_num = $row[$sub] + 1;
    $hold[$i] = $assignment_num;
```

```

$grade_sname = implode("", $hold);
$total_so_far = $row[$sub];
$totalweight = 0;
$t = 0;
while($t < $total_so_far) {
    $u = $t + 1;
    $hold[$i] = $u;
    $gradename = implode("", $hold);
    $result = mysql_query("select * from $dsc_table where gradename =
'$gradename' &&
        termid = $currentterm");
    $row = mysql_fetch_array($result);
    $totalweight = $totalweight + $row[1];
    $t++;
}
$newtotalweight = $totalweight + $weight;
if($newtotalweight > 100)
    $overweight = 1;
}
if($maxvalue != NULL) {
    $check = is_numeric($maxvalue);
    if($check != 1)
        $maxflag = 1;
}
if($sp_period != NULL) {
    $check = is_numeric($sp_period);
    if($check != 1)
        $sp_periodflag = 1;
    else {
        $result = mysql_query("select * from teacher where teacherid =
$teacherid");
        $row = mysql_fetch_array($result);
        if($sp_period > $row[6] || $sp_period < 0)
            $range_period_flag = 1;
    }
}
}

$bad_flag = 0;
if ($weightflag == 1 || $maxflag == 1 || $sp_periodflag == 1 ||
$range_period_flag == 1 || $overweight == 1) {
    echo "<center><h1>Data item(s) in Error</h1></center><p>The following ";
    echo "lists the bad data items and why they were invalid...<p><ul>";
    if($weightflag == 1)
        echo "<li>The Grade Weight you entered was not numeric.";
    if($maxflag == 1)
        echo "<li>The Maximum Grade Value you entered was not numeric.";
    if($sp_periodflag == 1)
        echo "<li>The Special Period you entered was not numeric.";
    if($range_period_flag == 1)
        echo "<li>The Special Period you entered is not a period you
teach.";
    if($overweight == 1) {
        echo "<li>Your total individual weights for the grade type ($r1)
exceed <br>";
    }
}

```

```

        echo "100%. The total weight before this assignment is
        ".$totalweight."%. The weight<br>";
        echo "after this assignment would be ". $newtotalweight. "%. You
either need to adjust<br>";
        echo "the weight for this grade entry or adjust all the weights
using the <i>Update<br>";
        echo "Previously Entered Assignment Weight</i> from the Main
Menu.";
    }

    echo "</ul><p>Click <i>Grade Menu</i> below to try again'...<p>";
    $bad_flag = 1;
}

else {
    echo "<html><head><title>Enter a Set of Grades</title></head><body>";
    echo "<center><h1>Enter a Set of Grades</h1><p></center>";

    echo "Enter grades for the relevant students. You may leave grade
entries ";
    echo "blank if a student has not turned in an assignment. This will
automatically ";
    echo "become a zero in the database which may be updated later, if
desired.<p>";

    //need to enter row in grade description table (short name???)

    echo "<center><h3>";
    if($period == $sp_period)
        echo "Grades for ". $grade_sname . " (" . $slongname . ") for period
". $period. "...";
    else
        echo "Grades for ". $grade_sname . " (" . $longname . ") for period
". $period. "...";
    echo "</center></h3>";

    $result = mysql_query("Select * from $grd_table where period = $period &&
        termid = $currentterm");
    $num_rows = mysql_num_rows($result);

    echo "<form method = 'post' action='entergrades_fin.php'>";
    echo "<center><table border=3><tr><th>Record</th><th>Student
ID</th><th>Student Name";
    echo "</th><th>Grade Entry</th></tr>";
    $i = 0;
    while($i < $num_rows) {
        $row = mysql_fetch_array($result);
        $studentid = $row[0];
        $x = $i + 1;
        $result2 = mysql_query("select * from student where studentid =
        $studentid");
        $row2 = mysql_fetch_array($result2);
        echo "<tr><td>$x</td><td>$row[0]</td><td>$row2 [2]
$row2 [1]</td><td>";
        $invert = $x * -1;

```

```

        echo "<input type = 'text' name = $x size = '4' maxlength = '3'>";
        echo "<input type = 'hidden' name = $invert value =
$row[0]></td></tr>";
        $i++;
    }
    echo "</table><p><table border = 3><tr><td>";
    echo "<input type = 'radio' name = 'r1' value = 'newperiod' checked>";
    echo "</td><td>Enter and Start New Period</td></tr><tr><td>";
    echo "<input type = 'radio' name = 'r1' value = 'postpone'>";
    echo "</td><td>Enter and Postpone Grading</td></tr></table><p>";

    echo "<input type = 'hidden' name = 'loginid' value = $loginid>";
    echo "<input type = 'hidden' name = 'grade_sname' value = $grade_sname>";
    echo "<input type = 'hidden' name = 'longname' value = '$longname'>";
    echo "<input type = 'hidden' name = 'slongname' value = '$slongname'>";
    echo "<input type = 'hidden' name = 'sp_period' value = $sp_period>";
    echo "<input type = 'hidden' name = 'grd_table' value = $grd_table>";
    echo "<input type = 'hidden' name = 'dsc_table' value = $dsc_table>";
    echo "<input type = 'hidden' name = 'teacherid' value = $teacherid>";
    echo "<input type = 'hidden' name = 'psword' value = $psword>";
    echo "<input type = 'hidden' name = 'weight' value = $weight>";
    echo "<input type = 'hidden' name = 'maxvalue' value = $maxvalue>";
    echo "<input type = 'hidden' name = 'num_rows' value = $num_rows>";
    echo "<input type = 'hidden' name = 'type' value = $type>";
    echo "<input type = 'hidden' name = 'sub' value = $sub>";
    echo "<input type = 'hidden' name = 'period' value = $period>";
    echo "<INPUT TYPE='SUBMIT' Value='Submit'>";
    echo "<input type = 'reset' value = 'Clear'></form>";
}

mysql_close ($link);

echo "<center><p><hr><table><tr>";
echo "<td><FORM METHOD='POST' ACTION='teacherchoice.php'>";
echo "<input type = 'hidden' name = 'loginid' value = $loginid>";
echo "<input type = 'hidden' name = 'grd_table' value = $grd_table>";
echo "<input type = 'hidden' name = 'dsc_table' value = $dsc_table>";
echo "<input type = 'hidden' name = 'teacherid' value = $teacherid>";
echo "<input type = 'hidden' name = 'r1' value = 'newgrades'>";
echo "<input type = 'hidden' name = 'psword' value = $psword>";
echo "<INPUT TYPE='SUBMIT' Value='Grade Menu'></form></td>";
echo "<td><FORM METHOD='POST' ACTION='teachermain.php'>";
echo "<input type = 'hidden' name = 'loginid' value = $loginid>";
echo "<input type = 'hidden' name = 'grd_table' value = $grd_table>";
echo "<input type = 'hidden' name = 'dsc_table' value = $dsc_table>";
echo "<input type = 'hidden' name = 'teacherid' value = $teacherid>";
echo "<input type = 'hidden' name = 'psword' value = $psword>";
echo "<INPUT TYPE='SUBMIT' Value='Main Menu'></form></td>";
echo "</tr></table>";
if($bad_flag == 0) {
    echo "Choosing 'Main Menu' or 'Grade Menu' will ";
    echo "cancel this grade entry as no period has been entered yet.";
}
echo "</center></body></html>";
?>

```

Entergrades_fin.php

```
<?php
echo "<center><h1>Grade Input Notification-Reentry / New Entry</h1>";

$nn_grade_flag = 0;
$range_grade_flag = 0;
$range_period_flag = 0;
$switch = 0;

while($i < $num_rows) {
    $x = $i + 1;
    if($$x != NULL) {
        $check = is_numeric($$x);
        if($check != 1) {
            if($switch == 0) {
                echo "<h3>The following data was bad...</h3><p>";
                $switch = 1; }
            $nn_grade_flag = 1;
            echo "grade " . $$x . " of record ".$x." is NOT
numeric.<br>";
        }
        else {
            $$x = intval($$x);
            if ($$x < 0) {
                if($switch == 0) {
                    echo "<h3>The following data was bad...</h3><p>";
                    $switch = 1; }
                $range_grade_flag = 1;
                echo "grade " . $$x . " of record ".$x." is less than or
equal to zero.<br>";
            }
        }
    }
    $i++;
}

$link = mysql_connect ("localhost", $loginid, $password)
    or die ("Could not connect with the username/password you
entered!");
$success = mysql_select_db('mlapke');

$result = mysql_query("select * from teacher where teacherid =
$teacherid");
$row = mysql_fetch_array($result);

$currentterm = $row[8];
$next_period = $period + 1;
if($next_period > $row[6])
    $range_period_flag = 1;

if($nn_grade_flag == 0 && $range_grade_flag == 0) {
    //create new assignment column in the grade table
    //and update the grade description table to increment the number of
grades
```

```

//for this type of assignment
if($period == 1) {
    //check for already existing column name (for multiple terms in
same table)
    $result = mysql_query("show columns from $grd_table");
    $num_rows = mysql_num_rows($result);
    $i = $row_found = 0;
    while($i < $num_rows && $row_found == 0) {
        $row = mysql_fetch_array($result);
        if($row[0] == $grade_sname)
            $row_found = $i + 1;
        $i++;
    }

    if($row_found == 0)
        $result = mysql_query("alter table $grd_table add column
$grade_sname int(3)")
        or die("Adding column to grade table failed. See DBA");
    $length = strlen($type);
    $i = 0;
    while($i < $length) {
        $hold[$i] = $type[$i];
        $i++; }
    $hold[$i] = 'n'; $hold[$i + 1] = 'u'; $hold[$i + 2] = 'm';
    $colname = implode("", $hold);
    $result = mysql_query("select * from gradedesc where teacherid
= $teacherid &&
        termid = $currentterm");
    $row = mysql_fetch_array($result);
    $total = $row[$sub] + 1;
    $result = mysql_query("update gradedesc set $colname = $total
where teacherid = $teacherid");

}

//enter grades into grade table
$i = 0;
while($i < $num_rows) {
    $x = $i + 1;
    $y = $x * -1;
    $ingrade = $$x;
    $inid = $$y;
    $result = mysql_query("update $grd_table set $grade_sname =
$ingrade where studentid = $inid");
    $i++;
}

//if it doesn't exist, add row to grade description table
//regardless, update it to reflect new period entry

$result = mysql_query("select * from $dsc_table where gradename =
'$grade_sname' &&
        termid = $currentterm");
$num_rows_II = mysql_num_rows($result);

$result = mysql_query("select * from teacher where teacherid =
$teacherid");

```



```

$row = mysql_fetch_array($result);
$termid = $row[8];
if($num_rows_II == 0)
    $result = mysql_query("insert into $dsc_table
values('$grade_sname', '$weight', '$longname',
'$slongname', '$sp_period', 0, 0, 0, 0, 0, 0, 0, 0, 0,
$maxvalue, $termid)")
        or die("Insert to grade description table failed. See
DBA");

$hold[0] = 'p';
$hold[1] = 'e';
$hold[2] = 'r';
$hold[3] = 'i';
$hold[4] = 'o';
$hold[5] = 'd';
$hold[6] = $period;
$updatecol = implode("", $hold);

$result = mysql_query("update $dsc_table set $updatecol = 1 where
gradename = '$grade_sname'");

echo "Grades entered successfully to grade book for period ".
$period. ".<br>";

if($r1 == 'newperiod') {
    if($range_period_flag == 0) {
        $period++;
        echo "Now enter the grades for period ". $period."...<p>";
        echo "<form method = 'post' action='entergrades_fin.php'>";
        $result = mysql_query("select * from $grd_table where period =
$period &&
            termid = $currentterm");
        $num_rows = mysql_num_rows($result);
        $i = 0;
        echo "<table border = 3><tr><th>Record</th><th>Student
ID</th><th></th>";
        echo "Name</th><th>Grade</th></tr>";
        while($i < $num_rows) {
            $row = mysql_fetch_array($result);
            $studentid = $row[0];
            $x = $i + 1;
            $result2 = mysql_query("select * from student where
studentid = $studentid");
            $row2 = mysql_fetch_array($result2);
            echo "<tr><td>$x</td><td>$row[0]</td><td>$row2[2]
$row2[1]</td><td>";
            $invert = $x * -1;
            echo "<input type = 'text' name = $x size = '4' maxlength
= '3'>";
            echo "<input type = 'hidden' name = $invert value =
$row[0]></td></tr>";
            $i++;
        }
        echo "</table><p><table border = 3><tr><td>";
        echo "<input type = 'radio' name = 'r1' value = 'newperiod'
checked>";
    }
}

```

```

        echo "</td><td>Enter and Start New Period</td></tr><tr><td>";
        echo "<input type = 'radio' name = 'r1' value = 'postpone'>";
        echo "</td><td>Enter and Postpone
Grading</td></tr></table><p>";

        echo "<input type = 'hidden' name = 'loginid' value =
$loginid>";
        echo "<input type = 'hidden' name = 'grade_sname' value =
$grade_sname>";
        echo "<input type = 'hidden' name = 'grd_table' value =
$grd_table>";
        echo "<input type = 'hidden' name = 'dsc_table' value =
$dsc_table>";
        echo "<input type = 'hidden' name = 'teacherid' value =
$teacherid>";
        echo "<input type = 'hidden' name = 'psword' value = $psword>";
        echo "<input type = 'hidden' name = 'num_rows' value =
$num_rows>";
        echo "<input type = 'hidden' name = 'period' value = $period>";
        echo "<input type = 'hidden' name = 'maxvalue' value =
$maxvalue>";
        echo "<INPUT TYPE='SUBMIT' Value='Submit'>";
        echo "<input type = 'reset' value = 'Clear'></form>";
    }
    else {
        echo "<p>You have entered all of your periods.<br>";
        echo "This assignment is considered 'finished'. You may update
it<br>";
        echo "later by choosing the 'Update...' option on the main
menu. <br>";
        echo "Click one of the navigational buttons below to
continue...<p>";
        $result = mysql_query("update $dsc_table set finishflag = 1
where gradename = '$grade_sname'")
            or die("Finish Flag not Set. See DB Administrator");
    }
    else {
        echo "You have choosen to postpone your grade entry.<br>";
        echo "Choose 'Resume Postponed Grade Entry' from the main menu to
continue<br>";
        echo "this grade entry in the future. Click one of the
navigational buttons<br>";
        echo "below to continue...<p>";
    }
}
else {
    echo "<p><h3>No Entry made to grade records</h3><br>";
    echo "Please re-enter the data below, correcting any reported
errors... </h3><p>";
    echo "<form method = 'post' action='entergrades_fin.php'>";
    echo "<center><table border=3><tr><th>Record</th><th>Student
ID</th><th>Student Name";
    echo "</th><th>Grade Entry</th></tr>";
    $result = mysql_query("Select * from $grd_table where period =
$period &&

```

```

        termid = $currentterm");
$num_rows = mysql_num_rows($result);
$i = 0;
while($i < $num_rows) {
    $row = mysql_fetch_array($result);
    $studentid = $row[0];
    $x = $i + 1;
    $result2 = mysql_query("select * from student where studentid =
    $studentid");
    $row2 = mysql_fetch_array($result2);
    echo "<tr><td>$x</td><td>$row[0]</td><td>$row2[2]
    $row2[1]</td><td>";
    $invert = $x * -1;
    $val = $$x;
    echo "<input type = 'text' name = $x size = '4' maxlength = '3'
    value = $val>";
    echo "<input type = 'hidden' name = $invert value =
    $row[0]></td></tr>";
    $i++;
}
echo "</table><p><table border = 3><tr><td>";
echo "<input type = 'radio' name = 'r1' value = 'newperiod'
checked>";
echo "</td><td>Enter and Start New Period</td></tr><tr><td>";
echo "<input type = 'radio' name = 'r1' value = 'postpone'>";
echo "</td><td>Enter and Postpone Grading</td></tr></table><p>";

echo "<input type = 'hidden' name = 'loginid' value = $loginid>";
echo "<input type = 'hidden' name = 'grade_sname' value =
$grade_sname>";
echo "<input type = 'hidden' name = 'grd_table' value = $grd_table>";
echo "<input type = 'hidden' name = 'dsc_table' value = $dsc_table>";
echo "<input type = 'hidden' name = 'teacherid' value = $teacherid>";
echo "<input type = 'hidden' name = 'psword' value = $psword>";
echo "<input type = 'hidden' name = 'num_rows' value = $num_rows>";
echo "<input type = 'hidden' name = 'period' value = $period>";
echo "<input type = 'hidden' name = 'maxvalue' value = $maxvalue>";
if($period == 1) {
    echo "<input type = 'hidden' name = 'longname' value =
'$longname'>";
    echo "<input type = 'hidden' name = 'slongname' value =
'$slongname'>";
    echo "<input type = 'hidden' name = 'sp_period' value =
$sp_period>";
    echo "<input type = 'hidden' name = 'weight' value = $weight>";
    echo "<input type = 'hidden' name = 'type' value = $type>";
    echo "<input type = 'hidden' name = 'sub' value = $sub>";
}
echo "<INPUT TYPE='SUBMIT' Value='Submit'>";
echo "<input type = 'reset' value = 'Clear'></form>";
}

mysql_close ($link);

echo "<p><hr><table><tr>";
echo "<td><FORM METHOD='POST' ACTION='teacherchoice.php'>";

```

```

echo "<input type = 'hidden' name = 'loginid' value = $loginid>";
echo "<input type = 'hidden' name = 'grd_table' value = $grd_table>";
echo "<input type = 'hidden' name = 'dsc_table' value = $dsc_table>";
echo "<input type = 'hidden' name = 'teacherid' value = $teacherid>";
echo "<input type = 'hidden' name = 'r1' value = 'newgrades'>";
echo "<input type = 'hidden' name = 'psword' value = $psword>";
echo "<INPUT TYPE='SUBMIT' Value='Grade Menu'></form></td>";
echo "<td><FORM METHOD='POST' ACTION='teachermain.php'>";
echo "<input type = 'hidden' name = 'loginid' value = $loginid>";
echo "<input type = 'hidden' name = 'grd_table' value = $grd_table>";
echo "<input type = 'hidden' name = 'dsc_table' value = $dsc_table>";
echo "<input type = 'hidden' name = 'teacherid' value = $teacherid>";
echo "<input type = 'hidden' name = 'psword' value = $psword>";
echo "<INPUT TYPE='SUBMIT' Value='Main
Menu'></form></td></tr></table>";
if(range_period_flag != 0) {
    echo "</tr></table>Choosing 'Main Menu' or 'Grade Menu' will ";
    echo "postpone grade entry for this assignment w/o saving the current
entry.";
}
echo "</center></body></html>";
?>

```

Final_upd_qrd.php

```
<?php
echo "<html><head><title>Update Grade for Period
Notification</title></head><body>";
echo "<p><center><h1>Update Grade for Period Notification</h1><p>";

$link = mysql_connect ("localhost", $loginid, $password)
        or die ("Could not connect with the username/password you
entered!");
$success = mysql_select_db('mlapke');

$result = mysql_query("select * from teacher where teacherid =
$teacherid");
$row = mysql_fetch_array($result);
$currentterm = $row[8];

$result = mysql_query("select * from $dsc_table where gradename =
'$grade_sname'
    && termid = $currentterm");
$row = mysql_fetch_array($result);
$maxvalue = $row[13];
$result = mysql_query("select * from $grd_table where period =
$period_choice
    && termid = $currentterm");
$num_rows = mysql_num_rows($result);

$serr_flag = 0;
$i = 0;
while($i < $num_rows) {
    $x = $i + 1;
    $entry = $$x;
    if($entry == NULL) {
        echo "<br>Entry for record ".$x." was blank.";
        $serr_flag = 1; }
    else {
        $check = is_numeric($entry);
        if($check != 1) {
            if($entry != 'NE') {
                echo "<br>Entry for record ".$x." was invalid.";
                $serr_flag = 1; }
            }
        else
            if($entry > $maxvalue || $entry < 0) {
                echo "<BR>Entry for record ".$x." was out of range.";
                $serr_flag = 1; }
            }
        }
    $i++;
}

if($serr_flag == 1) {
    echo "<h3>No update to grade records</h3> due to list of error(s) ";
    echo "that precede this message. Click <i>Grade List</i> to try
again.<p>";
}
```

```

else {

    $result = mysql_query("update $grd_table set $grade_sname = NULL
where
    period = $period_choice && termid = $currentterm");
    echo "The grades for assignment, ".$grade_sname.", for period
".$period_choice;
    echo " have been updated. Click <I>Grade List";
    echo "</i> to go back to the list of grades for that period.<P>";

    $i = 0;
    while($i < $num_rows) {
        $x = $i + 1;
        $entry = $$x;
        $y = $x * -1;
        $studentid = $$y;
        if($entry == 'NE')
            $resultIII = mysql_query("update $grd_table set $grade_sname =
NULL where
                termid = $currentterm && period = $period_choice &&
                studentid = $studentid")
            or die("NE Update to grade table failed. See DB
Administrator");
        else
            $resultIII = mysql_query("update $grd_table set $grade_sname =
$entry where
                termid = $currentterm && period = $period_choice &&
                studentid = $studentid")
            or die("Update of grade table failed. See DB
Administrator");
        $i++;
    }
}

echo "</table><p></body></html>";
mysql_close ($link);

echo "<hr><p><center><table><tr><td>";
echo "<FORM METHOD='POST' ACTION='teachermain.php'>";
echo "<input type = 'hidden' name = 'loginid' value = $loginid>";
echo "<input type = 'hidden' name = 'psword' value = $psword>";
echo "<input type = 'hidden' name = 'grd_table' value = $grd_table>";
echo "<input type = 'hidden' name = 'att_table' value = $dsc_table>";
echo "<INPUT TYPE='SUBMIT' Value='Main Menu'>";
echo "</form></td><td>";
echo "<FORM METHOD='POST' ACTION='teacherchoice.php'>";
echo "<input type = 'hidden' name = 'loginid' value = $loginid>";
echo "<input type = 'hidden' name = 'r1' value = 'period'>";
echo "<input type = 'hidden' name = 'psword' value = $psword>";
echo "<input type = 'hidden' name = 'grd_table' value = $grd_table>";
echo "<input type = 'hidden' name = 'teacherid' value = $teacherid>";
echo "<input type = 'hidden' name = 'dsc_table' value = $dsc_table>";
echo "<INPUT TYPE='SUBMIT' Value='Period Menu'></form></td>";
echo "<td><form method = 'post' action='period_choice.php'>";
echo "<input type = 'hidden' name = 'loginid' value = $loginid>";
echo "<input type = 'hidden' name = 'grd_table' value = $grd_table>";

```

```
echo "<input type = 'hidden' name = 'period_choice' value =  
$period_choice>";  
echo "<input type = 'hidden' name = 'dsc_table' value = $dsc_table>";  
echo "<input type = 'hidden' name = 'r1' value = 'update'>";  
echo "<input type = 'hidden' name = 'teacherid' value = $teacherid>";  
echo "<input type = 'hidden' name = 'psword' value = $psword>";  
echo "<INPUT TYPE='SUBMIT' Value='Grade List'></form></td>";  
echo "</tr></table>";  
  
?>
```

Final_upd_wgt.php

```
<?php //needs A LOT of work

echo "<html><head><title>Update Weight
Notification</title></head><body>";
echo "<p><center><h1>Update Weight Notification</h1><p>";

$link = mysql_connect ("localhost", $loginid, $password)
        or die ("Could not connect with the username/password you
entered!");
$success = mysql_select_db('mlapke');

$result = mysql_query("select * from teacher where teacherid =
$teacherid");
$row = mysql_fetch_array($result);
$currentterm = $row[8];

$len = strlen($name_template);
$i = 0;
while($i < $len) {
    $hold[$i] = $name_template[$i];
    $i++; }

$totalweight = 0;
$t = 0;
$bad_weight = 0;

while($t < $totnum) {
    $u = $t + 1;
    $hold[$i] = $u;
    $gradename = implode("", $hold);
    $result = mysql_query("select * from $dsc_table where gradename =
'$gradename' &&
        termid = $currentterm")
        or die("Could not select from dsc table");
    $row = mysql_fetch_array($result);
    $entry = $$row[0];
    if($entry == NULL)
        $totalweight = $totalweight + $row[1];
    else {
        $check = is_numeric($entry);
        if($check != 1) {
            echo "<br>Weight entered for $row[0] was not numeric, try
again by
                clicking <I>Weight List</i><br>";
            $bad_weight = 1; }
        else
            $totalweight = $totalweight + $entry;
    }
    $t++;
}
if($totalweight > 100) {
```



```

    echo "<p>The weight(s) you entered, when coupled with the not updated
";
    echo "weights exceed 100%. The total weights are ".$totalweight."%.
";
    echo "Click <i>Weight List</i> to try again.<p>"; }
else if($bad_weight == 0) {
    echo "<p>Weights successfully updated.<p>";
    echo "The new weights for this grade type are...<P><table
border=1><tr>";
    echo "<th>Grade Name</th><th>Weight</th></tr>";
    $t = 0;

    while($t < $totnum) {
        $u = $t + 1;
        $hold[$i] = $u;
        $gradename = implode("", $hold);
        $result = mysql_query("select * from $dsc_table where gradename
= '$gradename' &&
            termid = $currentterm")
            or die("Could not select from dsc table");
        $row = mysql_fetch_array($result);
        $entry = $$row[0];
        if($entry != NULL) {
            $result = mysql_query("update $dsc_table set indwgt =
$entry where termid
                = $currentterm && gradename = '$gradename'")
                or die("Could not update weight table");
            echo "<tr><td>$gradename</td><td>$entry</td></tr>";
        } else
            echo "<tr><td>$gradename</td><td>$row[1]</td></tr>";
        $t++;
    }
    echo "</table><p>";
}

mysql_close ($link);

echo "<p><hr><p><center><table><tr><td>";
echo "<FORM METHOD='POST' ACTION='teachermain.php'>";
echo "<input type = 'hidden' name = 'loginid' value = $loginid>";
echo "<input type = 'hidden' name = 'psword' value = $psword>";
echo "<input type = 'hidden' name = 'grd_table' value = $grd_table>";
echo "<input type = 'hidden' name = 'att_table' value = $dsc_table>";
echo "<INPUT TYPE='SUBMIT' Value='Main Menu'>";
echo "</form></td><td>";
echo "<FORM METHOD='POST' ACTION='teacherchoice.php'>";
echo "<input type = 'hidden' name = 'loginid' value = $loginid>";
echo "<input type = 'hidden' name = 'r1' value = 'updweight'>";
echo "<input type = 'hidden' name = 'psword' value = $psword>";
echo "<input type = 'hidden' name = 'grd_table' value = $grd_table>";
echo "<input type = 'hidden' name = 'teacherid' value = $teacherid>";
echo "<input type = 'hidden' name = 'dsc_table' value = $dsc_table>";
echo "<INPUT TYPE='SUBMIT' Value='Update Weight Menu'>";
echo "</form></td><td>";
echo "<FORM METHOD='POST' ACTION='updateweight.php'>";
echo "<input type = 'hidden' name = 'loginid' value = $loginid>";
echo "<input type = 'hidden' name = 'r1' value = $name_template>";

```

```
echo "<input type = 'hidden' name = 'switch' value = 'fr_final'>";
echo "<input type = 'hidden' name = 'psword' value = $psword>";
echo "<input type = 'hidden' name = 'grd_table' value = $grd_table>";
echo "<input type = 'hidden' name = 'teacherid' value = $teacherid>";
echo "<input type = 'hidden' name = 'dsc_table' value = $dsc_table>";
echo "<input type = 'hidden' name = 'totnum' value = $totnum>";
echo "<INPUT TYPE='SUBMIT' Value='Weight List'></form></td>";
echo "</tr></table>";
```

?>

Importupdate.php

```
<?php

if($r1 == 'update') {
    echo "<html><head><title>Updated Grade
Requirements</title></head><body>";
    echo "<p><center><h1>Updated Grade Requirements</h1><p></center>";

    echo "<FORM METHOD='POST' ACTION='updategrades.php'>";
    echo "<center><table border = 2><tr>";
    echo "<th>Grade Element</th><th>Current Percentage</th><th>New
Percentage</th></tr>";
    $link = mysql_connect ("localhost", $loginid, $psword)
    or die ("Could not connect with the username/password you
entered!");
    $success = mysql_select_db('mlapke');

    $result = mysql_query("Select * from gradedesc where teacherid =
$teacherid");
    $row = mysql_fetch_array($result);
    echo "<tr><td>Tests</td><td>$row[2]</td><td><input type = 'text' name
= 'newtest' size = '4'
    maxlength = '4' value = $row[2]>";
    echo "<tr><td>Homework</td><td>$row[4]</td><td><input type = 'text'
name = 'newhw' size = '4'
    maxlength = '4' value = $row[4]>";
    echo "<tr><td>Classwork</td><td>$row[6]</td><td><input type = 'text'
name = 'newcw' size = '4'
    maxlength = '4' value = $row[6]>";
    echo "<tr><td>Projects</td><td>$row[8]</td><td><input type = 'text'
name = 'newproj' size = '4'
    maxlength = '4' value = $row[8]>";
    echo "<tr><td>Journals</td><td>$row[10]</td><td><input type = 'text'
name = 'newjourn' size = '4'
    maxlength = '4' value = $row[10]>";
    echo "<tr><td>Conduct</td><td>$row[12]</td><td><input type = 'text'
name = 'newconduct' size = '4'
    maxlength = '4' value = $row[12]>";
    echo "<tr><td>Quizzes</td><td>$row[14]</td><td><input type = 'text'
name = 'newquiz' size = '4'
    maxlength = '4' value = $row[14]>";
    echo "<tr><td>Groupwork</td><td>$row[16]</td><td><input type = 'text'
name = 'newgw' size = '4'
    maxlength = '4' value = $row[16]>";
    echo "</table><p>";

    $result = mysql_query("select * from teacher where teacherid =
$teacherid");
    $row = mysql_fetch_array($result);
    echo "Maximum Periods: <input type = 'text' name = 'maxperiods' size
= '4' maxlength = '4' value = $row[6]><p>";

    echo "<input type = 'hidden' name = 'loginid' value = $loginid>";
    echo "<input type = 'hidden' name = 'grd_table' value = $grd_table>";
```

```

echo "<input type = 'hidden' name = 'dsc_table' value = $dsc_table>";
echo "<input type = 'hidden' name = 'psword' value = $psword>";
echo "<input type = 'hidden' name = 'teacherid' value = $teacherid>";
echo "<input type = 'hidden' name = 'switch' value = 'current'>";
echo "<INPUT TYPE='SUBMIT' Value='Submit'><INPUT TYPE='RESET'
Value='Clear'>";

    echo "</CENTER></FORM></body></html>";
}
else if($r1 == 'import') {
    //make new rows of students in *_g table
    //add 1 to term stored in teacher table (if > 4, error message)

    $link = mysql_connect ("localhost", $loginid, $psword)
    or die ("Could not connect with the username/password you
entered!");
    $success = mysql_select_db('mlapke');

    $result = mysql_query("select * from teacher where teacherid =
$teacherid");
    $row = mysql_fetch_array($result);
    $termid = $row[8] + 1;
    $oldtermid = $row[8];
    if($termid > 4) {
        echo "<center><h3>Your terms exceed the maximum number of terms
allowed by ";
        echo "this system!</h3></center><p>Only 4 terms are allowed to
be stored ";
        echo "by this system. You will need to archive your grades to
reset the ";
        echo "term number. This is the last option from the main menu.
This must ";
        echo "be done before you are allowed to continue...<p>";
    }
    else {
        $result = mysql_query("update teacher set currentterm = $termid
where teacherid = $teacherid");

        $result7 = mysql_query("select * from gradedesc where teacherid
= $teacherid &&
termid = $oldtermid")
or die("Could not query gradedesc table. See DB
Administrator");
        $row = mysql_fetch_array($result7);
        $result = mysql_query("insert into gradedesc values ($row[0],
0, $row[2],
0, $row[4], 0, $row[6], 0, $row[8], 0, $row[10], 0,
$row[12],
0, $row[14], 0, $row[16], $termid)")
or die("Could not update gradedesc table. See DB
Administrator");
        $result = mysql_query("select * from $grd_table");
        $num_rows = mysql_num_rows($result);
        $i = 0;
        while($i < $num_rows) {
            $row = mysql_fetch_array($result);

```

```

        $resultIII = mysql_query("insert into SLapke_g (studentid,
termid,
        yearid, period, attndrec) values ($row[0], $termid,
'$row[2]',
        $row[3], '$row[4]')");
        $i++;
    }
}
mysql_close ($link);
echo "<p>The previous term has been imported to the current term.
All of your students now";
echo " have a clean slate for their grades. Your overall grade
percenatages have been ";
echo "preserved but the number of each type of assignment has been
reset to 0. You ";
echo "may undo this import (if you made a mistake in starting a new
term) ";
echo "by selecting <i>Undo Previous Import</i> from the previous
menu. Be aware that if you ";
echo "enter any grades under the new term, those grades will be lost
after an undo to the";
echo " previous term. <p>";
}
else {

    $link = mysql_connect ("localhost", $loginid, $psword)
or die ("Could not connect with the username/password you
entered!");
    $success = mysql_select_db('mlapke');

    $result = mysql_query("select * from teacher where teacherid =
$teacherid");
    $row = mysql_fetch_array($result);
    $termid = $row[8];

    if($termid > 1) {
        $newtermid = $termid - 1;
        $result = mysql_query("update teacher set currentterm =
$newtermid
        where teacherid = $teacherid");
        $result = mysql_query("delete from gradedesc where teacherid =
$teacherid &&
        termid = $termid");
        $result = mysql_query("delete from $grd_table where termid =
$termid");
        $result = mysql_query("delete from $dsc_table where termid =
$termid");

        echo "<center><p><h1>You have undone the previous term
import</h1><p> </center>";
        echo "The current term is now considered to be term ".
$newtermid . ".";
    } else {
        echo "<center><p><h3>You cannot UNDO as there is no previous
import</h3>";
        echo "</center><p>The current term is term 1. This shows that
you have ";
    }
}

```

```

        echo "not done a term import which has not already been
undone.";
    }
}
echo "<hr><p><center><table><tr><td>";
echo "<FORM METHOD='POST' ACTION='teachermain.php'>";
echo "<input type = 'hidden' name = 'loginid' value = \$loginid>";
echo "<input type = 'hidden' name = 'psword' value = \$psword>";
echo "<input type = 'hidden' name = 'grd_table' value = \$grd_table>";
echo "<input type = 'hidden' name = 'att_table' value = \$dsc_table>";
echo "<INPUT TYPE='SUBMIT' Value='Main Menu'>";
echo "</form></td><td>";
echo "<FORM METHOD='POST' ACTION='teacherchoice.php'>";
echo "<input type = 'hidden' name = 'loginid' value = \$loginid>";
echo "<input type = 'hidden' name = 'r1' value = 'update'>";
echo "<input type = 'hidden' name = 'psword' value = \$psword>";
echo "<input type = 'hidden' name = 'teacherid' value = \$teacherid>";
echo "<input type = 'hidden' name = 'grd_table' value = \$grd_table>";
echo "<input type = 'hidden' name = 'att_table' value = \$dsc_table>";
echo "<INPUT TYPE='SUBMIT' Value='Update/Import Menu'></form></td>";
echo "</table></body></html>";

?>

```

Login.php

```
<html><head><title>Teacher Main
Page</title></head><body><center><h1>Teacher Database Access Page</h1>
Please enter your database username and password...<p>
</center>

<FORM METHOD="POST" ACTION="teachermain.php">
<CENTER>

<TABLE BORDER="1" WIDTH="26%">

<TR>
  <TD><BIG>Login ID: </BIG></TD>
  <TD><INPUT TYPE="TEXT" NAME="loginid" size="18" checked></TD>
</TR>

<TR>
  <TD><BIG>Password: </BIG></TD>
  <TD><INPUT TYPE="PASSWORD" NAME="psword" size="18"></TD>
</TR>

</table>

<p>
<INPUT TYPE="SUBMIT" Value="Login"> <INPUT TYPE="RESET" Value="Clear">
</CENTER>

</FORM></body></html>
```

Newterm.php

```
<?php
if($r1 == "students") {
    echo "<html><head><title>Add New Student List</title></head><body>";
    echo "<p><center><h1>Add New Students</h1><p></center>";
    echo "Enter the student's ID to add that student to your grade
records. ";
    echo "If that student's info has already been entered, they will be
added to you. ";
    echo "Otherwise, you will have to enter their information before they
will be ";
    echo "added. When you are finished adding all of your students,
click 'New Term Menu' ";
    echo "to enter grading requirements or 'Main Menu' to return to the
main menu.<p>";

    $year = date("Y");
    $link = mysql_connect ("localhost", $loginid, $psword)
or die ("Could not connect with the username/password you
entered!");
    $success = mysql_select_db('mlapke');

    //first need to archive old grade info
    $result = mysql_query("select * from $grd_table where yearid !=
'$year'");
    $num_rows = mysql_num_rows($result);
    $i = 0;
    if($num_rows > 0) {
        while($i < $num_rows) {
            $row = mysql_fetch_array($result);
            $result2 = ("insert into archive values($teacherid, $row[0],
$row[1], $row[2],
            $row[3], $row[4], $row[5], $row[6], $row[7], $row[8],
$row[9], $row[10],
            $row[11], $row[12], $row[13]");
            $i++; } }

    //now remove all the old records from the teacher tables...
    $result = mysql_query("delete from $grd_table where year != $year");
    $result = mysql_query("delete from $dsc_table");
    mysql_close($link);

    echo "<center><form method = 'post' action='addstudent.php'>";
    echo "<table border=1><tr>";
    echo "<td>Student ID: </td>";
    echo "<td><INPUT TYPE='text' NAME='studentid' size = '11' maxlength =
'11'></td></tr><tr>";
    echo "<td>Period : </td><td><INPUT TYPE='text' NAME='period' size =
'1' maxlength = '1' value = $period></td>";
    echo "</tr></table><p>";

    echo "<input type = 'hidden' name = 'loginid' value = $loginid>";
    echo "<input type = 'hidden' name = 'psword' value = $psword>";
    echo "<input type = 'hidden' name = 'grd_table' value = $grd_table>";
```



```

    echo "<input type = 'hidden' name = 'dsc_table' value = $dsc_table>";
    echo "<input type = 'hidden' name = 'teacherid' value = $teacherid>";
    echo "<input type = 'hidden' name = 'switch' value = 'newterm'>";
    echo "<INPUT TYPE='SUBMIT' Value='Submit'><INPUT TYPE='RESET'
Value='Clear'>";

    echo "</CENTER></FORM></body></html>";
}
else if($r1 == "grades") {
    echo "<html><head><title>Enter Grading
Requirements</title></head><body><center>";
    echo "<p><h1>Enter Grading Requirements</h1><p>";

    echo "</center>There are eight total possible elements to a final
grade. You may ";
    echo "assign percentage value to each grade element which should add
up to a total ";
    echo "of 100. For example, if your grades were worth half, homework
was worth a quarter, ";
    echo "and quizzes were worth a quarter, you would enter 50 for
grades, 25 for homework, ";
    echo "and 25 for quizzes. The first column below is the name of the
grading element, the ";
    echo "second is the current percentage value, and the third is where
you will place the new ";
    echo "entry. <p><center>";

    echo "<FORM METHOD='POST' ACTION='updategrades.php'>";
    echo "<table border = 2><tr>";
    echo "<th>Grade Element</th><th>Current Percentage</th><th>New
Percentage</th></tr>";
        $link = mysql_connect ("localhost", $loginid, $psword)
        or die ("Could not connect with the username/password you
entered!");
        $success = mysql_select_db('mlapke');

    $result = mysql_query("Select * from gradedesc where teacherid =
$teacherid");

    $row = mysql_fetch_array($result);
    echo "<tr><td>Tests</td><td>$row[2]</td><td><input type = 'text' name
= 'newtest' size = '4' maxlength = '4'>";
    echo "<tr><td>Homework</td><td>$row[4]</td><td><input type = 'text'
name = 'newhw' size = '4' maxlength = '4'>";
    echo "<tr><td>Classwork</td><td>$row[6]</td><td><input type = 'text'
name = 'newcw' size = '4' maxlength = '4'>";
    echo "<tr><td>Projects</td><td>$row[8]</td><td><input type = 'text'
name = 'newproj' size = '4' maxlength = '4'>";
    echo "<tr><td>Journals</td><td>$row[10]</td><td><input type = 'text'
name = 'newjourn' size = '4' maxlength = '4'>";
    echo "<tr><td>Conduct</td><td>$row[12]</td><td><input type = 'text'
name = 'newconduct' size = '4' maxlength = '4'>";
    echo "<tr><td>Quizzes</td><td>$row[14]</td><td><input type = 'text'
name = 'newquiz' size = '4' maxlength = '4'>";
    echo "<tr><td>Groupwork</td><td>$row[16]</td><td><input type = 'text'
name = 'newgw' size = '4' maxlength = '4'>";
    echo "</table><p>";

```

```

    echo "Also enter the maximum number of periods you will be keeping
records for: ";
    echo "<input type = 'text' name = 'maxperiods' size = '2' maxlength =
'1' value = 1><p>";

    echo "<input type = 'hidden' name = 'loginid' value = \$loginid>";
    echo "<input type = 'hidden' name = 'psword' value = \$psword>";
    echo "<input type = 'hidden' name = 'teacherid' value = \$teacherid>";
    echo "<input type = 'hidden' name = 'grd_table' value = \$grd_table>";
    echo "<input type = 'hidden' name = 'dsc_table' value = \$dsc_table>";
    echo "<input type = 'hidden' name = 'switch' value = 'new'>";
    echo "<INPUT TYPE='SUBMIT' Value='Submit'><INPUT TYPE='RESET'
Value='Clear'></center></form> ";

    mysql_close ($link);
}

echo "<hr><p><center><table><tr><td>";
echo "<FORM METHOD='POST' ACTION='teachermain.php'>";
echo "<input type = 'hidden' name = 'loginid' value = \$loginid>";
echo "<input type = 'hidden' name = 'psword' value = \$psword>";
echo "<input type = 'hidden' name = 'grd_table' value = \$grd_table>";
echo "<input type = 'hidden' name = 'dsc_table' value = \$dsc_table>";
echo "<INPUT TYPE='SUBMIT' Value='Main Menu'>";
echo "</form></td><td>";
echo "<FORM METHOD='POST' ACTION='teacherchoice.php'>";
echo "<input type = 'hidden' name = 'loginid' value = \$loginid>";
echo "<input type = 'hidden' name = 'r1' value = 'new'>";
echo "<input type = 'hidden' name = 'teacherid' value = \$teacherid>";
echo "<input type = 'hidden' name = 'psword' value = \$psword>";
echo "<input type = 'hidden' name = 'grd_table' value = \$grd_table>";
echo "<input type = 'hidden' name = 'dsc_table' value = \$dsc_table>";
echo "<INPUT TYPE='SUBMIT' Value='New Term
Menu'></form></td></tr></table>";
?>

```

Period_choice.php

```
<?php

$link = mysql_connect ("localhost", $loginid, $password)
    or die ("Could not connect with the username/password you
entered!");
$success = mysql_select_db('mlapke');
$result = mysql_query("select * from teacher where teacherid =
$teacherid");
$row = mysql_fetch_array($result);
$maxperiods = $row[6];
$currentterm = $row[8];

$check2 = 1;
$check = is_numeric($period_choice);
if($term_choice != NULL)
    $check2 = is_numeric($term_choice);
if($check != 1 || $check2 != 1) {
    echo "<html><head><title>Error Notification</title></head><body>";
    echo "<center><h3>You either did not enter a numeric period or a
numeric term. ";
    echo " Click <i>Period Menu</i> to try again.<P>";
}
else {
    if($period_choice > $maxperiods) {
        echo "<html><head><title>Error
Notification</title></head><body>";
        echo "<center><h3>You entered a period which is out of range.
";
        echo "Click <i>Period Menu</i> to try again.<P>";
    }
    else {

        if($r1 == 'update') {
            //first need to find grades that are in current term...
            $result = mysql_query("select * from $dsc_table where termid =
$currentterm");
            $num_grades = mysql_num_rows($result);
            $i = 0;
            while($i < $num_grades) {
                $row = mysql_fetch_array($result);
                $gradename[$i] = $row[0];
                $i++;
            }

            //want to display a table with students going down left and grades
across top
            //at bottom of each column, 2 buttons: update and delete

            echo "<html><head><title>Update Previously Entered
Grade</title></head><body>";
            echo "<center><h3>Update Previously Entered Grade for Period
$period_choice";
            echo "</h3><p></center>At the bottom of each ";
        }
    }
}
```

```

    echo "grade column, there are two buttons: <i>Del</i> and <i>Chg</i>."
";
    echo "Clicking <i>Chg</i> will take you to a page that will give
allow you ";
    echo "to update those grades for that assignment for this period.
Click <i>";
    echo "Del</i> will delete the values of this grade for this period.
Note that a grade";
    echo " of 'NE' means that the grade has Not been Entered (or it had
been delete). Any ";
    echo "student with 'NE' grades will not have those grades counted in
their final";
    echo " grade calculation. If a student was supposed to receive a '0',
you must manually ";
    echo " enter a '0' for that student. If all you see is a list of
students in the ";
    echo "period of choice, you do not have any grades entered yet.<P>";

    echo "<center><table border = 1><tr><th>Student Name</th>";

//First do a "header" line which shows the short grade name
$result = mysql_query("show columns from $grd_table");
$num_cols = mysql_num_rows($result);
$i = $k = 0;
while ($i < 5) {
    $row = mysql_fetch_array($result);
    $i++; }
while ($i < $num_cols) {
    $row = mysql_fetch_array($result);
    $j = 0;
    while($j < $num_grades) {
        if($gradename[$j] == $row[0]) {
            $myindex[$k] = $i;
            echo "<th>$row[0]</th>";
            $k++; }
        $j++;
    }
    $i++;
}
echo "</tr>";
$max_number_grades = $k;

//Now do a line for each student, containing all that student's
grades
$result = mysql_query("select * from $grd_table where termid =
$currentterm
    && period = $period_choice");
$num_rows = mysql_num_rows($result);
$i = 0;
while($i < $num_rows) {
    $row = mysql_fetch_array($result);
    $resultII = mysql_query("select * from student where studentid
= $row[0]");
    $rowII = mysql_fetch_array($resultII);
    echo "<tr><td>$rowII[2] $rowII[1]</td>";
    $j = 5;
    while($j < $num_cols) {

```

```

        $k = 0;
        while($k < $max_number_grades) {
            if($j == $myindex[$k]) {
                if($row[$j] != NULL)
                    echo "<td>$row[$j]</td>";
                else
                    echo "<td>NE</td>";
            }
            $k++;
        }
        $j++;
    }
    echo "</tr>";
    $i++;
}

//Now do the last row which is the forms for each column (buttons
visible)
echo "<tr><td></td>";
$result = mysql_query("show columns from $grd_table");
$i = 0;
while($i < 5) {
    $row = mysql_fetch_array($result);
    $i++; }
while($i < $num_cols) {
    $k = 0;
    while($k < $max_number_grades) {
        if($i == $myindex[$k]) {
            $row = mysql_fetch_array($result);
            echo "<td><form method = 'post'
action='upd_del_grd.php'>";
            echo "<input type = 'hidden' name = 'loginid' value =
$loginid>";
            echo "<input type = 'hidden' name = 'grd_table' value =
$grd_table>";
            echo "<input type = 'hidden' name = 'period_choice' value
= $period_choice>";
            echo "<input type = 'hidden' name = 'dsc_table' value =
$dsc_table>";
            echo "<input type = 'hidden' name = 'grade_sname' value =
$row[0]>";
            echo "<input type = 'hidden' name = 'colID' value = $i>";
            echo "<input type = 'hidden' name = 'upd_or_delete' value
= 'update'>";
            echo "<input type = 'hidden' name = 'teacherid' value =
$teacherid>";
            echo "<input type = 'hidden' name = 'psword' value =
$psword>";
            echo "<INPUT TYPE='SUBMIT' Value='Chg'></form>";

            echo "<br><form method = 'post'
action='upd_del_grd.php'>";
            echo "<input type = 'hidden' name = 'loginid' value =
$loginid>";
            echo "<input type = 'hidden' name = 'grd_table' value =
$grd_table>";

```

```

        echo "<input type = 'hidden' name = 'period_choice' value
= $period_choice>";
        echo "<input type = 'hidden' name = 'dsc_table' value =
$dsc_table>";
        echo "<input type = 'hidden' name = 'grade_sname' value =
$row[0]>";
        echo "<input type = 'hidden' name = 'upd_or_delete' value
= 'delete'>";
        echo "<input type = 'hidden' name = 'teacherid' value =
$teacherid>";
        echo "<input type = 'hidden' name = 'psword' value =
$psword>";
        echo "<INPUT TYPE='SUBMIT' Value='Del'></form></td>";
    }
    $k++;
}
$i++;
}
echo "</tr></table><p>";
}

if($r1 == "students") {
echo "<html><head><title>Add, Delete, or Update
Student</title></head><body>";
echo "<center><h1>Add, Delete, or Update Student</h1><p>";

echo "<form method = 'post' action='ADU_student.php'><table border =
1>";
echo "<tr><td><INPUT TYPE='radio' NAME='r1' value = 'add' checked>";
echo "</td><td>Add Student</td></tr><tr><td>";
echo "<INPUT TYPE='radio' NAME='r1' value = 'update'></td><td>Update
Student";
echo "</td></tr><tr><td><INPUT TYPE='radio' NAME='r1' value =
'delete'>";
echo "</td><td>Delete Student</td></tr></table><p>";

echo "<input type = 'hidden' name = 'loginid' value = $loginid>";
echo "<input type = 'hidden' name = 'grd_table' value = $grd_table>";
echo "<input type = 'hidden' name = 'period_choice' value =
$period_choice>";
echo "<input type = 'hidden' name = 'dsc_table' value = $dsc_table>";
echo "<input type = 'hidden' name = 'teacherid' value = $teacherid>";
echo "<input type = 'hidden' name = 'psword' value = $psword>";
echo "<INPUT TYPE='SUBMIT' Value='Submit'>";

echo "</CENTER></FORM></body></html>";
}

else if($r1 == "view_det_st") {
echo "<html><head><title>Choose Student to View
Grades</title></head><body>";
echo "<center><h1>Choose Student to View Grades During Term
$term_choice</h1><p>";
echo "If there are no entries in the following table, the term ";
echo "specified previous screen was not valid.<p>";

if($term_choice == NULL)

```

```

        $term_choice = $currentterm;
        $result = mysql_query("select * from $grd_table where period =
$period_choice
        && termid = $term_choice");

        $num_rows = mysql_num_rows($result);
        if($num_rows > 0)
            echo "<form method = 'post' action='student_grd.php'><table
border = 1>";
        $i = 0;
        while($i < $num_rows) {
            $row = mysql_fetch_array($result);
            $resultII = mysql_query("select * from student where studentid
= $row[0]");
            $rowII = mysql_fetch_array($resultII);
            echo "<tr><td><INPUT TYPE='radio' NAME='r1' value = '$row[0]'
checked>";
            echo "</td><td>$rowII[2] $rowII[1]</td></tr>";
            $i++;
        }
        if($num_rows > 0) {
            echo "<input type = 'hidden' name = 'loginid' value =
$loginid>";
            echo "<input type = 'hidden' name = 'grd_table' value =
$grd_table>";
            echo "<input type = 'hidden' name = 'period_choice' value =
$period_choice>";
            echo "<input type = 'hidden' name = 'dsc_table' value =
$dsc_table>";
            echo "<input type = 'hidden' name = 'term_choice' value =
$term_choice>";
            echo "<input type = 'hidden' name = 'teacherid' value =
$teacherid>";
            echo "<input type = 'hidden' name = 'psword' value = $psword>";
            echo "</table><p><INPUT TYPE='SUBMIT' Value='Submit'>";
            echo "</CENTER></FORM></body></html>";
        }
    }

    else if($r1 == "view_det_cs") {
        echo "<html><head><title>Detailed Set of Grades for Period
$period_choice</title></head><body>";
        echo "<center><h1>Detailed Set of Grades for Period $period_choice
During Term $term_choice</h1><p>";
        echo "If there are no entries in the following tables, no grades have
been entered for the ";
        echo "specified term entered in the previous screen.<p>";
        echo "<table border = 1><tr><th>Student Name</th>";

        //need all grade type names from grade description table
        $result = mysql_query("show columns from gradedesc");

        $i = 0;
        while($i < 8) {
            $row = mysql_fetch_array($result);
            $row = mysql_fetch_array($result);
            $sholdcol = $row[0];

```

```

        $len = strlen($holdcol) - 3;
        $j = 0; $hold = NULL;
        while($j < $len) {
            $hold[$j] = $holdcol[$j];
            $j++;
        }
        $colname[$i] = implode("", $hold);
        $i++;
    }

    if($term_choice == NULL)
        $term_choice = $currentterm;

    $result = mysql_query("select * from gradedesc where teacherid =
$teacherid &&
        termid = $term_choice");
    $num_of_grades = mysql_fetch_array($result);

    $total_grade_types = $r = $q = 0;
    $i = $k = 1;
    while($i < 16) {
        if($num_of_grades[$i] > 0) {
            $j = 0;
            $x = $i - $k;
            $w = 1;
            while($j < $num_of_grades[$i]) {
                echo "<th>$w</th>";
                $j++; $w++;
            }
            $overall_grd_wgt[$q] = $num_of_grades[$i + 1];
            $q++;
            echo "<th>$colname[$x]<br>avg</th>";
        }
        $i = $i + 2;
        $k++;
    }
    echo "<th>Final<br>Average</th></tr>";

    //now need to list students
    $resultII = mysql_query("select * from $grd_table where period =
$period_choice
        && termid = $term_choice");
    $num_students = mysql_num_rows($resultII);
    $resultIV = mysql_query("show columns from $grd_table");
    $num_grade_cols = mysql_num_rows($resultIV);
    $max_cols = $num_grade_cols - 5;
    $i = 0;
    while($i < 5) {
        $row = mysql_fetch_array($resultIV);
        $i++; }
    while($i < $num_grade_cols) {
        $row = mysql_fetch_array($resultIV);
        $y = $i - 5;
        $grd_table_col[$y] = $row[0];
        $i++; }
    $i = $q = $finalaverage = 0;
    while ($i < $num_students) {

```

```

        //looping all students

```



```

    $allgradecount = $q = 0;
    $row = mysql_fetch_array($resultII);
    $resultIII = mysql_query("select * from student where studentid
= $row[0]");
    $rowIII = mysql_fetch_array($resultIII);
    echo "<tr><th>$rowIII[2] $rowIII[1]</th>";
    $w = $k = 1;
    while($w < 16) { //looping all relevent
grade categories
        if($num_of_grades[$w] > 0) {
            $subgradecount = 0;
            $subgradetotal = 0;
            $anyNULLs_flag = $NULL_total = $NULL_count = 0;
            $totalweights = 0;
            $j = 0;
            $x = $w - $k;
            $hold = NULL;
            $len = strlen($colname[$x]);
            $p = 0; $holdcolname = $colname[$x];
            while($p < $len) {
                $hold[$p] = $holdcolname[$p];
                $p++;
            }
            $mycount = 1;
            $b = 0;
            while($j < $num_of_grades[$w]) { //looping specific grade
types looking for
                $myflag = 0; //matching gradetype
                $hold[$p] = $mycount;
                $grade_col_id = implode("", $hold);
                while($myflag == 0 && $b < $max_cols) {
                    if($grade_col_id == $grd_table_col[$b]) {
                        $f = $b + 5;
                        $resultV = mysql_query("select * from $dsc_table
where
                            gradename = '$grade_col_id' && termid =
                            $currentterm");
                        $grade_desc_row = mysql_fetch_array($resultV);
                        if($row[$f] == NULL)
                            echo "<td>NE</td>";
                        else {
                            echo "<td>$row[$f]</td>";
                            $weightedgrd = ($row[$f] /
$grade_desc_row[13]) * 100;
                            if($grade_desc_row[1] == NULL ||
$grade_desc_row[1] == 0) {
                                $anyNULLs_flag = 1;
                                $NULL_total = $NULL_total + $weightedgrd;
                                $NULL_count++;
                            } else {
                                $weightedgrd = $weightedgrd *
($grade_desc_row[1] / 100);
                                $subgradetotal = $subgradetotal +
$weightedgrd;
                                $subgradecount++;
                                $totalweights = $totalweights +
$grade_desc_row[1];

```

```

        }
    }
    $myflag = 1;
}
$b++;
}
$mycount++;
$j++;
}
if($anyNULLs_flag == 0)
    if($totalweights != 0)
        $avg = $subgradetotal * (100 /
$totalweights);
    else
        $avg = 0;
else {
    $invert = 100 - $totalweights;
    $avg = $NULL_total / $NULL_count * ($invert / 100);
    $avg = $avg + $subgradetotal;
}
$finalaverage = $finalaverage + ($avg *
($overall_grd_wgt[$q] / 100));
$q++;
$avg = round($avg, 2);
echo "<th>$avg</th>";
}
$w = $w + 2;
$k++;
}
$finalaverage = round($finalaverage, 2);
echo "<th><font size = 5>$finalaverage</th></tr>";
$finalaverage = 0;
$i++;
}
echo "</table><p>";
echo "<table border = 1><tr><th>Grade ID</th><th>Long Name</th>";
echo "<td>...</td><th>Grade ID</th><th>Long Name</th></tr>";
$resultV = mysql_query("select * from $dsc_table where termid =
$term_choice");
$total_desc_rows = mysql_num_rows($resultV);
$i = 0;
while($i < $total_desc_rows) {
    $grade_desc_row = mysql_fetch_array($resultV);
    echo
"<tr><td>$grade_desc_row[0]</td><td>$grade_desc_row[2]</td>";
    $i++;
    if($i < $total_desc_rows) {
        $grade_desc_row = mysql_fetch_array($resultV);
        echo
"<td>...</td><td>$grade_desc_row[0]</td><td>$grade_desc_row[2]</td></tr
>";
        $i++;
    }
}
echo "</table><p>";
}

```

```

}
}
mysql_close ($link);

//Navigational Buttons
echo "<hr><p><center><table><tr><td>";
echo "<FORM METHOD='POST' ACTION='teachermain.php'>";
echo "<input type = 'hidden' name = 'loginid' value = $loginid>";
echo "<input type = 'hidden' name = 'grd_table' value = $grd_table>";
echo "<input type = 'hidden' name = 'dsc_table' value = $dsc_table>";
echo "<input type = 'hidden' name = 'psword' value = $psword>";
echo "<INPUT TYPE='SUBMIT' Value='Main Menu'>";
echo "</form></td><td>";
echo "<FORM METHOD='POST' ACTION='teacherchoice.php'>";
echo "<input type = 'hidden' name = 'loginid' value = $loginid>";
echo "<input type = 'hidden' name = 'grd_table' value = $grd_table>";
echo "<input type = 'hidden' name = 'dsc_table' value = $dsc_table>";
echo "<input type = 'hidden' name = 'teacherid' value = $teacherid>";
echo "<input type = 'hidden' name = 'r1' value = 'period'>";
echo "<input type = 'hidden' name = 'psword' value = $psword>";
echo "<INPUT TYPE='SUBMIT' Value='Period Menu'>";
echo "</form></td></tr></table>";

?>

```

Resumegrades.php

```
<?php
echo "<center><h1>Grade Input Notification-Reentry / New Entry</h1>";

$link = mysql_connect ("localhost", $loginid, $password)
    or die ("Could not connect with the username/password you
entered!");
$success = mysql_select_db('mlapke');

if($firsttime_switch == 'Y') {

    //get maxvalue, next period to be graded
    $result = mysql_query("select * from $dsc_table where gradename =
'$r1'");
    $row = mysql_fetch_array($result);
    $maxvalue = $row[13];
    $grade_sname = $r1;

    $i = 6;
    $period_found_flag = 0;
    while($i < 13 && $period_found_flag == 0) {
        if($row[$i] == 0) {
            $period_found_flag = 1;
            $period = $i - 5;
        }
        $i++;
    }

    //just display table with students from next period and
    //call same code

    echo "Resuming grading with grades for period ". $period."...<p>";
    echo "<form method = 'post' action='resumegrades.php'>";
    $result = mysql_query("select * from $grd_table where period =
$period");
    $num_rows = mysql_num_rows($result);
    $i = 0;
    echo "<table border = 3><tr><th>Record</th><th>Student ID</th><th></th>";
    echo "Name</th><th>Grade</th></tr>";
    while($i < $num_rows) {
        $row = mysql_fetch_array($result);
        $studentid = $row[0];
        $x = $i + 1;
        $result2 = mysql_query("select * from student where studentid =
$studentid");
        $row2 = mysql_fetch_array($result2);
        echo "<tr><td>$x</td><td>$row[0]</td><td>$row2[2] $row2[1]</td><td>";
        $invert = $x * -1;
        echo "<input type = 'text' name = $x size = '4' maxlength = '3'>";
        echo "<input type = 'hidden' name = $invert value =
$row[0]></td></tr>";
        $i++;
    }
}
```

```

$firsttime_switch = 'N';

echo "</table><p><table border = 3><tr><td>";
echo "<input type = 'radio' name = 'r1' value = 'newperiod' checked>";
echo "</td><td>Enter and Start New Period</td></tr><tr><td>";
echo "<input type = 'radio' name = 'r1' value = 'postpone'>";
echo "</td><td>Enter and Postpone Grading</td></tr></table><p>";
echo "<input type = 'hidden' name = 'loginid' value = $loginid>";
echo "<input type = 'hidden' name = 'grade_sname' value =
$grade_sname>";
echo "<input type = 'hidden' name = 'grd_table' value = $grd_table>";
echo "<input type = 'hidden' name = 'dsc_table' value = $dsc_table>";
echo "<input type = 'hidden' name = 'teacherid' value = $teacherid>";
echo "<input type = 'hidden' name = 'psword' value = $psword>";
echo "<input type = 'hidden' name = 'num_rows' value = $num_rows>";
echo "<input type = 'hidden' name = 'period' value = $period>";
echo "<input type = 'hidden' name = 'maxvalue' value = $maxvalue>";
echo "<input type = 'hidden' name = 'firsttime_switch' value =
$firsttime_switch>";
echo "<INPUT TYPE='SUBMIT' Value='Submit'>";
echo "<input type = 'reset' value = 'Clear'></form>";

}

else {

$nn_grade_flag = 0;
$range_grade_flag = 0;
$range_period_flag = 0;
$switch = 0;

while($i < $num_rows) {
    $x = $i + 1;
    if($$x != NULL) {
        $check = is_numeric($$x);
        if($check != 1) {
            if($switch == 0) {
                echo "<h3>The following data was bad...</h3><p>";
                $switch = 1; }
            $nn_grade_flag = 1;
            echo "grade " . $$x . " of record ".$x." is NOT
numeric.<br>";
        }
        else {
            $$x = intval($$x);
            if ($$x > $maxvalue || $$x < 0) {
                if($switch == 0) {
                    echo "<h3>The following data was bad...</h3><p>";
                    $switch = 1; }
                $range_grade_flag = 1;
                echo "grade " . $$x . " of record ".$x." is out of
range.<br>";
            }
        }
    }
    $i++;
}
}

```

```

$result = mysql_query("select * from teacher where teacherid =
$teacherid");
$row = mysql_fetch_array($result);

$next_period = $period + 1;
if($next_period > $row[6])
    $range_period_flag = 1;

if($nng_grade_flag == 0 && $range_grade_flag == 0) {
    //enter grades into grade table
    $i = 0;
    while($i < $num_rows) {
        $x = $i + 1;
        $y = $x * -1;
        $ingrade = $$x;
        $inid = $$y;
        $result = mysql_query("update $grd_table set $grade_sname =
$ingrade where studentid = $inid");
        $i++;
    }

    $hold[0] = 'p';
    $hold[1] = 'e';
    $hold[2] = 'r';
    $hold[3] = 'i';
    $hold[4] = 'o';
    $hold[5] = 'd';
    $hold[6] = $period;
    $updatedcol = implode("", $hold);

    $result = mysql_query("update $dsc_table set $updatedcol = 1 where
gradename = '$grade_sname'");

    echo "Grades entered successfully to grade book for period ".
$period. ".<br>";

    if($r1 == 'newperiod') {
        if($range_period_flag == 0) {
            $period++;
            echo "Now enter the grades for period ". $period."...<p>";
            echo "<form method = 'post' action='resumegrades.php'>";
            $result = mysql_query("select * from $grd_table where period =
$period");
            $num_rows = mysql_num_rows($result);
            $i = 0;
            echo "<table border = 3><tr><th>Record</th><th>Student
ID</th><th></th>";
            echo "Name</th><th>Grade</th></tr>";
            while($i < $num_rows) {
                $row = mysql_fetch_array($result);
                $studentid = $row[0];
                $x = $i + 1;
                $result2 = mysql_query("select * from student where
studentid = $studentid");
                $row2 = mysql_fetch_array($result2);

```

```

        echo "<tr><td>$x</td><td>$row[0]</td><td>$row2[2]
$row2[1]</td><td>";
        $invert = $x * -1;
        echo "<input type = 'text' name = $x size = '4' maxlengthh
= '3'>";
        echo "<input type = 'hidden' name = $invert value =
$row[0]></td></tr>";
        $i++;
    }
    echo "</table><p><table border = 3><tr><td>";
    echo "<input type = 'radio' name = 'r1' value = 'newperiod'
checked>";
    echo "</td><td>Enter and Start New Period</td></tr><tr><td>";
    echo "<input type = 'radio' name = 'r1' value = 'postpone'>";
    echo "</td><td>Enter and Postpone
Grading</td></tr></table><p>";

    echo "<input type = 'hidden' name = 'loginid' value =
$logininid>";
    echo "<input type = 'hidden' name = 'grade_sname' value =
$grade_sname>";
    echo "<input type = 'hidden' name = 'grd_table' value =
$grd_table>";
    echo "<input type = 'hidden' name = 'dsc_table' value =
$dsc_table>";
    echo "<input type = 'hidden' name = 'teacherid' value =
$teacherid>";
    echo "<input type = 'hidden' name = 'psword' value = $psword>";
    echo "<input type = 'hidden' name = 'num_rows' value =
$num_rows>";
    echo "<input type = 'hidden' name = 'period' value = $period>";
    echo "<input type = 'hidden' name = 'maxvalue' value =
$maxvalue>";
    echo "<input type = 'hidden' name = 'firsttime_switch' value =
$firsttime_switch>";
    echo "<INPUT TYPE='SUBMIT' Value='Submit'>";
    echo "<input type = 'reset' value = 'Clear'></form>";
}
else {
    echo "<p>You have entered all of your periods.<br>";
    echo "This assignment is considered 'finished'. You may update
it<br>";
    echo "later by choosing the 'Update...' option on the main
menu. <br>";
    echo "Click one of the navigational buttons below to
continue...<p>";
    $result = mysql_query("update $dsc_table set finishflag = 1
where gradename = '$grade_sname'")
        or die("Finish Flag not Set. See DB Administrator");
}
}
else {
    echo "You have choosen to postpone your grade entry.<br>";
    echo "Choose 'Resume Postponed Grade Entry' from the main menu to
continue<br>";
    echo "this grade entry in the future. Click one of the
navigational buttons<br>";
}
}
}

```

```

        echo "below to continue...<p>";
    }
}
else {
    echo "<p><h3>No Entry made to grade records</h3><br>";
    echo "Please re-enter the data below, correcting any reported
errors... </h3><p>";
    echo "<form method = 'post' action='resumegrades.php'>";
    echo "<center><table border=3><tr><th>Record</th><th>Student
ID</th><th>Student Name";
    echo "</th><th>Grade Entry</th></tr>";
    $result = mysql_query("Select * from $grd_table where period =
$period");
    $num_rows = mysql_num_rows($result);
    $i = 0;
    while($i < $num_rows) {
        $row = mysql_fetch_array($result);
        $studentid = $row[0];
        $x = $i + 1;
        $result2 = mysql_query("select * from student where studentid =
$studentid");
        $row2 = mysql_fetch_array($result2);
        echo "<tr><td>$x</td><td>$row[0]</td><td>$row2[2]
$row2[1]</td><td>";
        $invert = $x * -1;
        $val = $$x;
        echo "<input type = 'text' name = $x size = '4' maxlength = '3'
value = $val>";
        echo "<input type = 'hidden' name = $invert value =
$row[0]></td></tr>";
        $i++;
    }
    echo "</table><p><table border = 3><tr><td>";
    echo "<input type = 'radio' name = 'r1' value = 'newperiod'
checked>";
    echo "</td><td>Enter and Start New Period</td></tr><tr><td>";
    echo "<input type = 'radio' name = 'r1' value = 'postpone'>";
    echo "</td><td>Enter and Postpone Grading</td></tr></table><p>";

    echo "<input type = 'hidden' name = 'loginid' value = $loginid>";
    echo "<input type = 'hidden' name = 'grade_sname' value =
$grade_sname>";
    echo "<input type = 'hidden' name = 'grd_table' value = $grd_table>";
    echo "<input type = 'hidden' name = 'dsc_table' value = $dsc_table>";
    echo "<input type = 'hidden' name = 'teacherid' value = $teacherid>";
    echo "<input type = 'hidden' name = 'psword' value = $psword>";
    echo "<input type = 'hidden' name = 'num_rows' value = $num_rows>";
    echo "<input type = 'hidden' name = 'period' value = $period>";
    echo "<input type = 'hidden' name = 'maxvalue' value = $maxvalue>";
    echo "<input type = 'hidden' name = 'firsttime_switch' value =
$firsttime_switch>";
    echo "<INPUT TYPE='SUBMIT' Value='Submit'>";
    echo "<input type = 'reset' value = 'Clear'></form>";
} //closes else which checks for errors

```



```

} //closes major else (first time through or not?)
mysql_close ($link);

echo "<p><hr><table><tr>";
echo "<td><FORM METHOD='POST' ACTION='teacherchoice.php'>";
echo "<input type = 'hidden' name = 'loginid' value = $loginid>";
echo "<input type = 'hidden' name = 'grd_table' value = $grd_table>";
echo "<input type = 'hidden' name = 'dsc_table' value = $dsc_table>";
echo "<input type = 'hidden' name = 'teacherid' value = $teacherid>";
echo "<input type = 'hidden' name = 'r1' value = 'resume'>";
echo "<input type = 'hidden' name = 'psword' value = $psword>";
echo "<INPUT TYPE='SUBMIT' Value='Resume Menu'></form></td>";
echo "<td><FORM METHOD='POST' ACTION='teachermain.php'>";
echo "<input type = 'hidden' name = 'loginid' value = $loginid>";
echo "<input type = 'hidden' name = 'grd_table' value = $grd_table>";
echo "<input type = 'hidden' name = 'dsc_table' value = $dsc_table>";
echo "<input type = 'hidden' name = 'teacherid' value = $teacherid>";
echo "<input type = 'hidden' name = 'psword' value = $psword>";
echo "<INPUT TYPE='SUBMIT' Value='Main
Menu'></form></td></tr></table>";
if(range_period_flag != 0) {
    echo "</tr></table>Choosing 'Main Menu' or 'Grade Menu' will ";
    echo "postpone grade entry for this assignment w/o saving the current
entry.";
}
echo "</center></body></html>";
?>

```

Selectstudent.php

```
<?php

if($switchII == 'delete')
    echo "<center><h1>Prototype</h1><p><h3>Student Select for
Deletion</h3><p></center>";
else
    echo "<center><h1>Prototype</h1><p><h3>Student Select for
Update</h3><p></center>";
$link = mysql_connect ("localhost", $loginid, $psword)
    or die ("Could not connect with the username/password you
entered!");
$success = mysql_select_db('mlapke');

if($r1 == 'id')
    $result = mysql_query("SELECT * FROM student where studentid =
$stmtudentid");
else
    $result = mysql_query("select * from student where lastname =
'$lastname'");
$num_rows = mysql_num_rows($result);

if($num_rows == 0 || $num_rows < 0) {
    if($r1 == 'studid')
        echo "<h3>No student with the ID ". $studentid . " exists in
the database.<br>";
    else
        echo "<h3>No student with the last name ". $lastname . " exists
in the database. <br>";
        echo "Return to the Delete Page by clicking 'Return to Delete'
below.</h3><br>";
}
else {
    if($switchII == 'delete') {
        echo "The following student(s) were found with your search criteria.
";
        echo "To delete a student, select the corresponding radio button
followed ";
        echo "by clicking the 'Submit' button below. ";
        echo "Be aware that clicking that Delete button will <b>permanently
remove this student ";
        echo "and remove his or her grade information</b> from any current
teachers. <p><center>"; }
    else {
        echo "The following student(s) were found with your search criteria.
";
        echo "To update a student, select the corresponding radio button
followed ";
        echo "by clicking the 'Submit' button below. <p><center>"; }

    echo "<FORM METHOD='POST' ACTION='upd_del_std.php'>";
```

```

    echo "<table border = 2><tr><th>Select</th><th>Student
ID</th><th>Last Name </th><th>First Name</th>";
    echo "<th>Teacher 1</th><th>Teacher 2</th><th>Teacher
3</th><th>Teacher 4</th>";
    echo "<th>Teacher 5</th><th>Teacher 6</th><th>Teacher 7</th></tr>";
    $i = 0;
    while($i < $num_rows) {
        $row = mysql_fetch_array($result);
        if($i == 0)
            echo "<tr><td><input type = 'radio' name = 'studselect' value
= $row[0] checked></td>";
        else
            echo "<tr><td><input type = 'radio' name = 'studselect' value
= $row[0]></td>";
        echo
"<td>$row[0]</td><td>$row[1]</td><td>$row[2]</td><td>$row[4]</td><td>$r
ow[5]</td>";
        echo
"<td>$row[6]</td><td>$row[7]</td><td>$row[8]</td><td>$row[9]</td><td>$r
ow[10]</td></tr>";
        $i++;
    }
    echo "</table><p><br> <p>";

    echo "<input type = 'hidden' name = 'loginid' value = $loginid>";
    echo "<input type = 'hidden' name = 'period_choice' value =
$period_choice>";
    echo "<input type = 'hidden' name = 'psword' value = $psword>";
    echo "<input type = 'hidden' name = 'upd_or_delete' value =
$switchII>";
    echo "<input type = 'hidden' name = 'grd_table' value = $grd_table>";
    echo "<input type = 'hidden' name = 'teacherid' value = $teacherid>";
    echo "<input type = 'hidden' name = 'dsc_table' value = $dsc_table>";
    echo "<INPUT TYPE='SUBMIT' Value='Submit'>";
    echo "</form></center>";

}

mysql_close ($link);

echo "<hr><p><center><table><tr><td>";
echo "<FORM METHOD='POST' ACTION='teachermain.php'>";
echo "<input type = 'hidden' name = 'loginid' value = $loginid>";
echo "<input type = 'hidden' name = 'psword' value = $psword>";
echo "<input type = 'hidden' name = 'grd_table' value = $grd_table>";
echo "<input type = 'hidden' name = 'att_table' value = $dsc_table>";
echo "<INPUT TYPE='SUBMIT' Value='Main Menu'>";
echo "</form></td><td>";
echo "<FORM METHOD='POST' ACTION='teacherchoice.php'>";
echo "<input type = 'hidden' name = 'loginid' value = $loginid>";
echo "<input type = 'hidden' name = 'r1' value = 'period'>";
echo "<input type = 'hidden' name = 'period_choice' value =
$period_choice>";
echo "<input type = 'hidden' name = 'psword' value = $psword>";
echo "<input type = 'hidden' name = 'grd_table' value = $grd_table>";
echo "<input type = 'hidden' name = 'teacherid' value = $teacherid>";
echo "<input type = 'hidden' name = 'dsc_table' value = $dsc_table>";

```

```
echo "<INPUT TYPE='SUBMIT' Value='Period Menu'>";
echo "</form></td><td>";
echo "<FORM METHOD='POST' ACTION='period_choice.php'>";
echo "<input type = 'hidden' name = 'loginid' value = $loginid>";
echo "<input type = 'hidden' name = 'r1' value = 'students'>";
echo "<input type = 'hidden' name = 'period_choice' value =
$period_choice>";
echo "<input type = 'hidden' name = 'psword' value = $psword>";
echo "<input type = 'hidden' name = 'grd_table' value = $grd_table>";
echo "<input type = 'hidden' name = 'teacherid' value = $teacherid>";
echo "<input type = 'hidden' name = 'dsc_table' value = $dsc_table>";
echo "<INPUT TYPE='SUBMIT' Value='Student Update Menu'></form></td>";
echo "</tr></table>";
```

?>

Student_grd.php

```
<?php

$link = mysql_connect ("localhost", $loginid, $password)
        or die ("Could not connect with the username/password you
entered!");
$success = mysql_select_db('mlapke');
$result = mysql_query("select * from teacher where teacherid =
$teacherid");
$row = mysql_fetch_array($result);
$maxperiods = $row[6];
$currentterm = $row[8];

echo "<html><head><title>Detailed Set of Grades</title></head><body>";
echo "<center><h1>Detailed Set of Grades</h1><p>";
echo "<table border = 1><tr><th>Student Name</th>";

//need all grade type names from grade description table
$result = mysql_query("show columns from gradedesc");

$i = 0;
while($i < 8) {
    $row = mysql_fetch_array($result);
    $row = mysql_fetch_array($result);
    $holdcol = $row[0];
    $len = strlen($holdcol) - 3;
    $j = 0; $hold = NULL;
    while($j < $len) {
        $hold[$j] = $holdcol[$j];
        $j++;
    }
    $colname[$i] = implode("", $hold);
    $i++;
}

$result = mysql_query("select * from gradedesc where teacherid =
$teacherid &&
termid = $term_choice");
$num_of_grades = mysql_fetch_array($result);

$total_grade_types = $r = $q = 0;
$i = $k = 1;
while($i < 16) {
    if($num_of_grades[$i] > 0) {
        $j = 0;
        $x = $i - $k;
        $w = 1;
        while($j < $num_of_grades[$i]) {
            echo "<th>$w</th>";
            $j++; $w++;
        }
        $overall_grd_wgt[$q] = $num_of_grades[$i + 1];
        $q++;
    }
}
```

```

        echo "<th>$colname[$x]<br>avg</th>";
    }
    $i = $i + 2;
    $k++;
}
echo "<th>Final<br>Average</th></tr>";

$resultII = mysql_query("select * from $grd_table where period =
$period_choice
    && termid = $term_choice && studentid = $r1");

$resultIV = mysql_query("show columns from $grd_table");
$num_grade_cols = mysql_num_rows($resultIV);
$max_cols = $num_grade_cols - 5;
$i = 0;
while($i < 5) {
    $row = mysql_fetch_array($resultIV);
    $i++; }
while($i < $num_grade_cols) {
    $row = mysql_fetch_array($resultIV);
    $y = $i - 5;
    $grd_table_col[$y] = $row[0];
    $i++; }
$i = $q = $finalaverage = 0;

$allgradecount = $q = 0;
$row = mysql_fetch_array($resultII);
$resultIII = mysql_query("select * from student where studentid =
$row[0]");
$rowIII = mysql_fetch_array($resultIII);
echo "<tr><th>$rowIII[2] $rowIII[1]</th>";
$w = $k = 1;
while($w < 16) { //looping all relevent grade categories
    if($num_of_grades[$w] > 0) {
        $subgradecount = 0;
        $subgradetotal = 0;
        $anyNULLs_flag = $NULL_total = $NULL_count = 0;
        $totalweights = 0;
        $j = 0;
        $x = $w - $k;
        $hold = NULL;
        $len = strlen($colname[$x]);
        $p = 0; $holdcolname = $colname[$x];
        while($p < $len) {
            $hold[$p] = $holdcolname[$p];
            $p++;
        }
        $mycount = 1;
        $b = 0;
        while($j < $num_of_grades[$w]) { //looping specific grade types
looking for
            $myflag = 0; //matching gradetype
            $hold[$p] = $mycount;
            $grade_col_id = implode("", $hold);
            while($myflag == 0 && $b < $max_cols) {
                if($grade_col_id == $grd_table_col[$b]) {

```

```

    $f = $b + 5;
    $resultV = mysql_query("select * from $dsc_table where
        gradename = '$grade_col_id' && termid =
        $currentterm");
    $grade_desc_row = mysql_fetch_array($resultV);
    if($row[$f] == NULL)
        echo "<td>NE</td>";
    else {
        echo "<td>$row[$f]</td>";
        $weightedgrd = ($row[$f] / $grade_desc_row[13]) * 100;
        if($grade_desc_row[1] == NULL || $grade_desc_row[1] == 0)
        {
            $anyNULLs_flag = 1;
            $NULL_total = $NULL_total + $weightedgrd;
            $NULL_count++;
        } else {
            $weightedgrd = $weightedgrd * ($grade_desc_row[1] /
100);
            $subgradetotal = $subgradetotal + $weightedgrd;
            $subgradecount++;
            $totalweights = $totalweights + $grade_desc_row[1];
        }
    }
    $myflag = 1;
}
$b++;
}
$mycount++;
$j++;
}
if($anyNULLs_flag == 0)
    if($totalweights != 0)
        $avg = $subgradetotal * (100 / $totalweights);
    else
        $avg = 0;
else {
    $invert = 100 - $totalweights;
    $avg = $NULL_total / $NULL_count * ($invert / 100);
    $avg = $avg + $subgradetotal;
}
$finalaverage = $finalaverage + ($avg * ($overall_grd_wgt[$q] /
100));
$q++;
$avg = round($avg, 2);
echo "<th>$avg</th>";
}
$w = $w + 2;
$k++;
}
$finalaverage = round($finalaverage, 2);
echo "<th><font size = 5>$finalaverage</th></tr>";
$finalaverage = 0;
$i++;

echo "</table><p>";
echo "<table border = 1><tr><th>Grade ID</th><th>Long Name</th>";

```

```

echo "<td>...</td><th>Grade ID</th><th>Long Name</th></tr>";
$resultV = mysql_query("select * from $dsc_table where termid =
    $term_choice");
$total_desc_rows = mysql_num_rows($resultV);
$i = 0;
while($i < $total_desc_rows) {
    $grade_desc_row = mysql_fetch_array($resultV);
    echo "<tr><td>$grade_desc_row[0]</td><td>$grade_desc_row[2]</td>";
    $i++;
    if($i < $total_desc_rows) {
        $grade_desc_row = mysql_fetch_array($resultV);
        echo
"<td>...</td><td>$grade_desc_row[0]</td><td>$grade_desc_row[2]</td></tr
>";
        $i++;
    }
}
echo "</table><p>";

mysql_close ($link);

//Navigational Buttons
echo "<hr><p><center><table><tr><td>";
echo "<FORM METHOD='POST' ACTION='teachermain.php'>";
echo "<input type = 'hidden' name = 'loginid' value = $loginid>";
echo "<input type = 'hidden' name = 'grd_table' value = $grd_table>";
echo "<input type = 'hidden' name = 'dsc_table' value = $dsc_table>";
echo "<input type = 'hidden' name = 'psword' value = $psword>";
echo "<INPUT TYPE='SUBMIT' Value='Main Menu'>";
echo "</form></td><td>";
echo "<FORM METHOD='POST' ACTION='teacherchoice.php'>";
echo "<input type = 'hidden' name = 'loginid' value = $loginid>";
echo "<input type = 'hidden' name = 'grd_table' value = $grd_table>";
echo "<input type = 'hidden' name = 'dsc_table' value = $dsc_table>";
echo "<input type = 'hidden' name = 'teacherid' value = $teacherid>";
echo "<input type = 'hidden' name = 'r1' value = 'period'>";
echo "<input type = 'hidden' name = 'psword' value = $psword>";
echo "<INPUT TYPE='SUBMIT' Value='Period Menu'>";
echo "</form></td></tr></table>";

?>

```


Teacherchoice.php

```
<?php
$link = mysql_connect ("localhost", $loginid, $password)
    or die ("Could not connect with the username/password you
entered!");
$success = mysql_select_db('mlapke');
$result = mysql_query("select * from teacher where teacherid =
$teacherid");
$row = mysql_fetch_array($result);
$beguntermflag = $row[5];
mysql_close ($link);

if($r1 == "new") {
    echo "<html><head><title>Beginning a New Term</title></head><body>";
    echo "<center><h1>Begin a New Term</h1><p></center>";
    echo "There are two phases involved with beginning a new term on this
system. The first involves ";
    echo "entering in all of the student's information you have in your
homeroom. These are all the students that ";
    echo "you will be required to enter information for. You will still
have to enter in every student's ";
    echo "ID that will be in all of your classes to link their name in
the system to you, the teacher. ";
    echo "If this student's information has not been entered yet, you
should go ahead and enter it anyway ";
    echo "so that you can complete this process. If an excessive number
excessive students have not been ";
    echo "entered, notify your administrator.<p> The second part of the
process involves setting up your ";
    echo "grading requirements with the system. Here you simply decide
what will make up your student's ";
    echo "grades and to what percentage each element is worth. This
information may be updated at any time ";
    echo "during the term if you decide to change your requirements. Be
aware that this process will ";
    echo "remove any students currently (i.e. from previous terms) linked
to you. Any old grade information ";
    echo "will be archived in a separate table which you may access if
the need should arise.";
    echo "<p> Now select one of these two options ";
    echo "below and when you are finished with that option, you will be
brought back to this screen. At that ";
    echo "time, you should complete the second option. Note that you
will not be able to enter grades until ";
    echo "BOTH options have been completed...<p>";

    echo "<form method = 'post' action='newterm.php'>";
    echo "<CENTER><table width=35% border=1><tr>";
    echo "<td width=20%><INPUT TYPE='radio' NAME='r1' value = 'students'
checked></td>";
    echo "<td>Add Student List</td></tr><tr>";
    echo "<td width=20%><INPUT TYPE='radio' NAME='r1' value =
'grades'></td>";
    echo "<td>Set up grading Requirements</td></tr><tr>";
```

```

echo "</tr></table><p>";

echo "<input type = 'hidden' name = 'loginid' value = $loginid>";
echo "<input type = 'hidden' name = 'grd_table' value = $grd_table>";
echo "<input type = 'hidden' name = 'dsc_table' value = $dsc_table>";
echo "<input type = 'hidden' name = 'teacherid' value = $teacherid>";
echo "<input type = 'hidden' name = 'psword' value = $psword>";
echo "<INPUT TYPE='SUBMIT' Value='Submit'>";

echo "</CENTER></FORM></body></html>";
}

if($beguntermflag == 1) {

  if($r1 == "update") {

    echo "<html><head><title>Change Requirements or Import
Term</title></head><body>";
    echo "<center><h1>Change Requirements or Import Term</h1>";

    echo "</center>Updating grade percentages will allow you to change
the percentage ";
    echo "that each major grade element (ie tests, quizzes, etc) are
worth. This is identical ";
    echo "to what you did when you set up the new school year. You
should select <i>Close out ";
    echo "old term...</i> when a new term starts within a year. This
will keep all of your currently entered";
    echo " students and wipe their slate clean for the new term. This
will also wipe the slate ";
    echo "clean for your long grade descriptions. Finally, this will
preserve your current ";
    echo "grade percentages for each grade major element. <p>";

    echo "<FORM METHOD='POST' ACTION='importupdate.php'>";
    echo "<center><table border = 2><tr>";
    echo "<td><INPUT TYPE='radio' NAME='r1' value = 'update'
checked></td>";
    echo "<td>Update Grade Percentages</td></tr><tr>";
    echo "<td><INPUT TYPE='radio' NAME='r1' value = 'import'></td>";
    echo "<td>Close Out Old Term and Import to New Term</td></tr><tr>";
    echo "<td><INPUT TYPE='radio' NAME='r1' value = 'undo'></td>";
    echo "<td>UNDO Term Import</td></tr>";
    echo "</table><p>";

    echo "<input type = 'hidden' name = 'loginid' value = $loginid>";
    echo "<input type = 'hidden' name = 'grd_table' value = $grd_table>";
    echo "<input type = 'hidden' name = 'dsc_table' value = $dsc_table>";
    echo "<input type = 'hidden' name = 'psword' value = $psword>";
    echo "<input type = 'hidden' name = 'teacherid' value = $teacherid>";
    echo "<INPUT TYPE='SUBMIT' Value='Submit'>";

    echo "</CENTER></FORM></body></html>";
  }
  else if($r1 == "period") {
    echo "<html><head><title>Period by Period Work</title></head><body>";
    echo "<center><h1>Period by Period Work</h1><p>";
  }
}

```

```

echo "<form method = 'post' action='period_choice.php'>";
echo "<CENTER><table border=1><tr>";
echo "<td><INPUT TYPE='radio' NAME='r1' value = 'update'
checked></td>";
echo "<td>Update Previously Entered Set of Grades</td></tr><tr>";
echo "<td><INPUT TYPE='radio' NAME='r1' value = 'students'></td>";
echo "<td>Add, Delete, or Update Student</td></tr><tr>";
echo "<td><INPUT TYPE='radio' NAME='r1' value = 'view_det_st'></td>";
echo "<td>View Set of Grades for Specific Student</td></tr><tr>";
echo "<td><INPUT TYPE='radio' NAME='r1' value = 'view_det_cs'></td>";
echo "<td>View Class Set of Grades</td></tr><tr>";

echo "</table><br>Enter the period of choice: ";
echo "<input type='text' name='period_choice' size='2' maxlength='1'
value='1'>";
echo "<br>Enter the term of choice (only for viewing grades): ";
echo "<input type='text' name='term_choice' size='2'
maxlength='1'><p>";

echo "<input type = 'hidden' name = 'loginid' value = \$loginid>";

echo "<input type = 'hidden' name = 'loginid' value = \$loginid>";
echo "<input type = 'hidden' name = 'teacherid' value = \$teacherid>";
echo "<input type = 'hidden' name = 'dsc_table' value = \$dsc_table>";
echo "<input type = 'hidden' name = 'grd_table' value = \$grd_table>";
echo "<input type = 'hidden' name = 'psword' value = \$psword>";
echo "<INPUT TYPE='SUBMIT' Value='Submit'>";

echo "</CENTER></FORM></body></html>";
}

else if($r1 == "newgrades") {
echo "<html><head><title>Choose Grade
Parameters</title></head><body>";
echo "<center><h1>Choose Grade Parameters</h1><p></center>";

$link = mysql_connect ("localhost", $loginid, $psword)
or die ("Could not connect with the username/password you
entered!");
$success = mysql_select_db('mlapke');

$result = mysql_query("Select * from gradedesc where teacherid =
$teacherid");
$row = mysql_fetch_array($result);

echo "<form method = 'post' action='entergrades.php'>";
echo "<center><table border=1>";

if($row[2] != 0) {
echo "<tr><td width=20%><INPUT TYPE='radio' NAME='r1' value =
'test' checked>";
echo "</td><td>Test</td></tr>"; }
if($row[4] != 0) {
echo "<tr><td width=20%><INPUT TYPE='radio' NAME='r1' value =
'hw' checked>";
echo "</td><td>Homework</td></tr>"; }

```

```

    if($row[6] != 0) {
        echo "<tr><td width=20%><INPUT TYPE='radio' NAME='r1' value =
'cw' checked>";
        echo "</td><td>Classwork</td></tr>"; }
    if($row[8] != 0) {
        echo "<tr><td width=20%><INPUT TYPE='radio' NAME='r1' value =
'proj' checked>";
        echo "</td><td>Project</td></tr>"; }
    if($row[10] != 0) {
        echo "<tr><td width=20%><INPUT TYPE='radio' NAME='r1' value =
'journ' checked>";
        echo "</td><td>Journal</td></tr>"; }
    if($row[12] != 0) {
        echo "<tr><td width=20%><INPUT TYPE='radio' NAME='r1' value =
'conduct' checked>";
        echo "</td><td>Conduct</td></tr>"; }
    if($row[14] != 0) {
        echo "<tr><td width=20%><INPUT TYPE='radio' NAME='r1' value =
'quiz' checked>";
        echo "</td><td>Quiz</td></tr>"; }
    if($row[16] != 0) {
        echo "<tr><td width=20%><INPUT TYPE='radio' NAME='r1' value =
'gw' checked>";
        echo "</td><td>Groupwork</td></tr>"; }

    echo "</table><p><table border = 1><tr><td>";
    echo "<INPUT TYPE='text' NAME='longname' size = '25' maxlength =
'50'>";
    echo "</td><td>Standard Long Name of Assignment</td></tr><tr><td>";
    echo "<INPUT TYPE='text' NAME='slongname' size = '25' maxlength =
'50'>";
    echo "</td><td>Special Long Name for Period: ";
    echo "<INPUT TYPE='text' NAME='sp_period' size = '2' maxlength =
'1'></td>";
    echo "<tr><td><INPUT TYPE='text' NAME='weight' size = '4' maxlength =
'4'></td><td>";
    echo "Weight of Assignment in Decimal Form (0 < weight < 1)</td>";
    echo "<tr><td><input type = 'text' name = 'maxvalue' size = '3'
maxlength = '3' value = '100'>";
    echo "</td><td>Maximum Value for Assignment (1 - 100)</td>";
    echo "</tr></table><p>";

    echo "<input type = 'hidden' name = 'loginid' value = $loginid>";
    echo "<input type = 'hidden' name = 'grd_table' value = $grd_table>";
    echo "<input type = 'hidden' name = 'period' value = 1>";
    echo "<input type = 'hidden' name = 'dsc_table' value = $dsc_table>";
    echo "<input type = 'hidden' name = 'teacherid' value = $teacherid>";
    echo "<input type = 'hidden' name = 'psword' value = $psword>";
    echo "<INPUT TYPE='SUBMIT' Value='Submit'><input type = 'reset'
value='Clear'>";

    echo "</CENTER></FORM></body></html>";
    mysql_close ($link);
}

else if($r1 == 'resume') {

```

```

echo "<html><head><title>Choose Grade Set to
Continue</title></head><body>";
echo "<center><h1>Choose Grade Set to Continue</h1><p></center>";

$link = mysql_connect ("localhost", $loginid, $psword)
or die ("Could not connect with the username/password you
entered!");
$success = mysql_select_db('mlapke');

$result = mysql_query("select * from teacher where teacherid =
$teacherid");
$row = mysql_fetch_array($result);
$termid = $row[8];

$result = mysql_query("Select * from $dsc_table where termid =
$termid");
echo "The following lists all of the assignments you have postponed
at ";
echo "some previous time. If nothing is contained in the table, then
you ";
echo "do not have any currently postponed grading. Otherwise, click
the ";
echo "corresponding radio button next to the assignment you would
like ";
echo "to continue grading...<p><center><table border =
1><tr><th>Select";
echo "</th><th>Grade Label</th><th>Long Name</th></tr>";
echo "<form method = 'post' action='resumegrades.php'>";

$num_rows = mysql_num_rows($result);
$i = 0;
while($i < $num_rows) {
    $row = mysql_fetch_array($result);
    if($row[5] == 0) {
        echo "<tr><td><INPUT TYPE='radio' NAME='r1' value = $row[0]
checked>";
        echo "</td><td>$row[0]</td><td>$row[2]</td></tr>";
    }
    $i++;
}
echo "</table><p><input type = 'hidden' name = 'loginid' value =
$loginid>";
echo "<input type = 'hidden' name = 'grd_table' value = $grd_table>";
echo "<input type = 'hidden' name = 'dsc_table' value = $dsc_table>";
echo "<input type = 'hidden' name = 'teacherid' value = $teacherid>";
echo "<input type = 'hidden' name = 'psword' value = $psword>";
echo "<input type = 'hidden' name = 'firsttime_switch' value = 'Y'>";
echo "<INPUT TYPE='SUBMIT' Value='Submit'>";

echo "</CENTER></FORM></body></html>";
mysql_close ($link);
}

else if($r1 == 'updweight') {

//show table with RadioButton|grade sname|grade lname|current weight

```

```

    echo "<center><h3>Update Weight of Previously Entered
Grade</h3></center><p>";
    echo "First, choose a grade type. The following list represents
grade types ";
    echo "that you have entered percentages greater than zero for...
<p>";
    echo "<center><table border = 1><tr><th>Select</th><th>Grade
Type</th></tr>";
    echo "<form method = 'post' action='updateweight.php'>";

    $link = mysql_connect ("localhost", $loginid, $psword)
        or die ("Could not connect with the username/password you
entered!");
    $success = mysql_select_db('mlapke');

    $result = mysql_query("select * from teacher where teacherid =
$teacherid");
    $row = mysql_fetch_array($result);
    $currentterm = $row[8];

    $result = mysql_query("select * from gradedesc where termid =
$currentterm &&
        teacherid = $teacherid");
    $row = mysql_fetch_array($result);

    if($row[2] > 0) {
        echo "<tr><td><INPUT TYPE='radio' NAME='r1' value = 'test'
checked>";
        echo "<input type = 'hidden' name = 'testnum' value =
$row[1]>";
        echo "</td><td><center>Tests</center></td></tr>";
    }
    if($row[4] > 0) {
        echo "<tr><td><INPUT TYPE='radio' NAME='r1' value = 'hw'
checked>";
        echo "<input type = 'hidden' name = 'hwnum' value = $row[3]>";
        echo "</td><td><center>Homework</center></td></tr>";
    }
    if($row[6] > 0) {
        echo "<tr><td><INPUT TYPE='radio' NAME='r1' value = 'cw'
checked>";
        echo "<input type = 'hidden' name = 'cwnum' value = $row[5]>";
        echo "</td><td><center>Classwork</center></td></tr>";
    }
    if($row[8] > 0) {
        echo "<tr><td><INPUT TYPE='radio' NAME='r1' value = 'proj'
checked>";
        echo "<input type = 'hidden' name = 'projnum' value =
$row[7]>";
        echo "</td><td><center>Projects</center></td></tr>";
    }
    if($row[10] > 0) {
        echo "<tr><td><INPUT TYPE='radio' NAME='r1' value = 'journ'
checked>";
        echo "<input type = 'hidden' name = 'journnum' value =
$row[9]>";
        echo "</td><td><center>Journals</center></td></tr>";
    }

```

```

    }
    if($row[12] > 0) {
        echo "<tr><td><INPUT TYPE='radio' NAME='r1' value = 'conduct'
checked>";
        echo "<input type = 'hidden' name = 'conductnum' value =
$row[11]>";
        echo "</td><td><center>Conduct</center></td></tr>";
    }
    if($row[14] > 0) {
        echo "<tr><td><INPUT TYPE='radio' NAME='r1' value = 'quiz'
checked>";
        echo "<input type = 'hidden' name = 'quiznum' value =
$row[13]>";
        echo "</td><td><center>Quizzes</center></td></tr>";
    }
    if($row[16] > 0) {
        echo "<tr><td><INPUT TYPE='radio' NAME='r1' value = 'gw'
checked>";
        echo "<input type = 'hidden' name = 'gwnum' value = $row[15]>";
        echo "</td><td><center>Groupwork</center></td></tr>";
    }

    echo "</table><p><input type = 'hidden' name = 'loginid' value =
$loginid>";
    echo "<input type = 'hidden' name = 'grd_table' value = $grd_table>";
    echo "<input type = 'hidden' name = 'dsc_table' value = $dsc_table>";
    echo "<input type = 'hidden' name = 'teacherid' value = $teacherid>";
    echo "<input type = 'hidden' name = 'switch' value = 'fr_choice'>";
    echo "<input type = 'hidden' name = 'psword' value = $psword>";
    echo "<INPUT TYPE='SUBMIT' Value='Submit'>";

    echo "</CENTER></FORM></body></html>";
    mysql_close ($link);
}
else if($r1 == 'listall') {
    $link = mysql_connect ("localhost", $loginid, $psword)
        or die ("Could not connect with the username/password you
entered!");
    $success = mysql_select_db('mlapke');

    $result = mysql_query("select * from teacher where teacherid =
$teacherid");
    $row = mysql_fetch_array($result);
    echo "<center><h1>List of Students for $row[2] $row[1]</h1><p>";
    echo "<table border=1><tr><th>Student ID</th><th>Student
Name</th><th>Period</th></tr>";
    $result = mysql_query("Select * from $grd_table");
    $num_rows = mysql_num_rows($result);

    $i = 0;
    while($i < $num_rows) {
        $row = mysql_fetch_array($result);
        $result2 = mysql_query("select * from student where studentid =
$row[0]");
        $row2 = mysql_fetch_array($result2);
        echo "<tr><td>".$row[0]."</td><td>".$row2[2].
".$row2[1]."</td>";
    }
}

```

```

        echo "<td>".$row[3]."</td></tr>";
        $i++;
    }
    echo "</table><p>";
    mysql_close ($link);
}

else if($r1 == 'archive') {
    echo "<html><head><title>Year End Request
Verification</title></head><body>";
    echo "<center><h1>Year End Request Verification</h1><p></center>";
    echo "You will be archiving all of your grades if you continue with
this ";
    echo "end of year request. You will not have immediate access to the
grades ";
    echo "you have entered during this year once you do this. Make
absolutely sure ";
    echo "that you do indeed want to end the school year and archive your
current ";
    echo "student's grades. Type in 'Yes' in the text box below if you
are positive ";
    echo "you want to <b><I>PERMANENTLY</b></i> archive your grade
records for this ";
    echo "school year...<p>";

    echo "<center><form method = 'post' action='archive.php'>";
    echo "<INPUT TYPE='text' NAME='verify' size = '3' maxlength = '3'>";
    echo "<input type = 'hidden' name = 'loginid' value = $loginid>";
    echo "<input type = 'hidden' name = 'grd_table' value = $grd_table>";
    echo "<input type = 'hidden' name = 'dsc_table' value = $dsc_table>";
    echo "<input type = 'hidden' name = 'teacherid' value = $teacherid>";
    echo "<input type = 'hidden' name = 'psword' value = $psword>";
    echo "<p><INPUT TYPE='SUBMIT' Value='Archive'>";

    echo "</CENTER></FORM></body></html>";
}
}
if($beguntermflag == 0 && $r1 != 'new') {
    echo "<h3><center>You have not set up your school year
yet!</h3></center><p>";
    echo "To set up a new school year, select <i>Start New School
Year</i> from ";
    echo "the Main Menu. You will have to do everything instructed in
that option ";
    echo "in order to be able to further use the system.<p>";
}

//Navigational Buttons
echo "<hr><p><center><table><tr><td>";
echo "<FORM METHOD='POST' ACTION='teachermain.php'>";
echo "<input type = 'hidden' name = 'loginid' value = $loginid>";
echo "<input type = 'hidden' name = 'grd_table' value = $grd_table>";
echo "<input type = 'hidden' name = 'dsc_table' value = $dsc_table>";
echo "<input type = 'hidden' name = 'psword' value = $psword>";
echo "<INPUT TYPE='SUBMIT' Value='Main Menu'>";
echo "</form></td></tr></table>";
?>

```


Teachermain.php

```
<?php
    $link = mysql_connect ("localhost", $loginid, $password)
        or die ("Could not connect with the username/password you
entered!");
    $success = mysql_select_db('mlapke');
    $result = mysql_query("select * from teacher where userid =
'$loginid'")
    or die("teacher select failed.");
    $row = mysql_fetch_array($result);
    $teacherid = $row[0];
    mysql_close ($link);

$hold1 = '_g';
$hold2 = '_d';
$max = strlen($loginid);
$i = 0;
while($i < $max) {
    $out[$i] = $loginid[$i];
    $i++; }
$out[$max + 1] = $hold1[0];
$out[$max + 2] = $hold1[1];
$grd_table = implode("", $out);

$out[$max + 1] = $hold2[0];
$out[$max + 2] = $hold2[1];
$dsc_table = implode("", $out);

echo "<html><head><title>Teacher Main Page</title></head>";
echo "<body><center><h1>Teacher Main Page</h1><p>";
echo "<h3>Welcome $row[2] $row[1].</h3>";
echo "Please select from the following options...<p>";

echo "<FORM METHOD='POST' ACTION='teacherchoice.php'>";
echo "<table border=1><tr>";
echo "<td width=20%><INPUT TYPE='radio' NAME='r1' value = 'new'
checked></td>";
echo "<td>Start New School Year *</td></tr><tr>";
echo "<td width=20%><INPUT TYPE='radio' NAME='r1' value =
'listall'></td>";
echo "<td>List all Students in all Periods</td></tr><tr>";
echo "<td width=20%><INPUT TYPE='radio' NAME='r1' value =
'update'></td>";
echo "<td>Update / Import Term</td></tr><tr>";
echo "<td><input type='radio' name = 'r1' value = 'period'></td>";
echo "<td>Period Work </td></tr><tr>";
echo "<td><input type='radio' name = 'r1' value = 'newgrades'></td>";
echo "<td><b>Enter New Set of Grades</b></td></tr><tr>";
echo "<td><input type='radio' name = 'r1' value = 'resume'></td>";
echo "<td>Resume Postponed Grade Entry</td></tr><tr>";
echo "<td><input type='radio' name = 'r1' value = 'updweight'></td>";
echo "<td>Update Previously Entered Assignment Weight </td></tr><tr>";
echo "<td><input type='radio' name = 'r1' value = 'archive'></td>";
```

```
echo "<td>End School Year (Archive Grades)**</td>";
echo "</tr></table><p>";
echo "<input type = 'hidden' name = 'loginid' value = $loginid>";
echo "<input type = 'hidden' name = 'grd_table' value = $grd_table>";
echo "<input type = 'hidden' name = 'dsc_table' value = $dsc_table>";
echo "<input type = 'hidden' name = 'teacherid' value = $teacherid>";
echo "<input type = 'hidden' name = 'psword' value = $psword>";
echo "<INPUT TYPE='SUBMIT' Value='Submit'>";

echo "</FORM>* This must be done at the beginning of any ";
echo "new year.<br>** This must be done at the end of any ";
echo "school year.</CENTER></body></html>";
?>
```

Upd_del_grd.php

```
<?php

$link = mysql_connect ("localhost", $loginid, $psword)
        or die ("Could not connect with the username/password you
entered!");
$success = mysql_select_db('mlapke');

$result = mysql_query("select * from teacher where teacherid =
$teacherid");
$row = mysql_fetch_array($result);
$currentterm = $row[8];

if($upd_or_delete == 'update') {
    echo "<html><head><title>Update Grade for
Period</title></head><body>";
    echo "<p><center><h3>Update $grade_sname for Period
$period_choice</h3></center><p>";
    echo "Entered (or NE) ' grade, enter <b>NE</b>.<p><center>";
    echo "<table border = 1><tr><th>Student Name</th><th>Current
Grade</th>";
    echo "<th>New Grade</th></tr>";
    echo "<form method = 'post' action='final_upd_grd.php'>";

    $result = mysql_query("select * from $grd_table where period =
$period_choice
        && termid = $currentterm");
    $num_rows = mysql_num_rows($result);
    $i = 0;
    while($i < $num_rows) {
        $row = mysql_fetch_array($result);
        $resultII = mysql_query("select * from student where studentid
= $row[0]");
        $rowII = mysql_fetch_array($resultII);
        echo "<tr><td>$rowII[2] $rowII[1]</td>";
        $x = $i + 1;
        $invert = $x * -1;
        if ($row[$colID] == NULL) {
            echo "<td>NE</td><td>";
            echo "<input type = 'text' name=$x size = '4'
maxlength='3' value = 'NE'>";
        }
        else {
            echo "<td>$row[$colID]</td><td>";
            echo "<input type = 'text' name=$x size = '4'
maxlength='3' value = '$row[$colID]'>";
        }
        echo "<input type = 'hidden' name = $invert value =
$row[0]></td></tr>";
        $i++;
    }
}
```

```

    echo "</table><p><input type = 'hidden' name = 'loginid' value =
    $loginid>";
    echo "<input type = 'hidden' name = 'grd_table' value = $grd_table>";
    echo "<input type = 'hidden' name = 'colID' value = $colID>";
    echo "<input type = 'hidden' name = 'teacherid' value = $teacherid>";
    echo "<input type = 'hidden' name = 'psword' value = $psword>";
    echo "<INPUT TYPE='SUBMIT' Value='Submit'></form><p>";

}
else {
    echo "<html><head><title>Delete $grade_sname for Period
    $period_choice ";
    echo "Notification</title></head><body>";
    echo "<p><center><h1>Delete Grade for Period Notification</h1><p>";
    $result = mysql_query("update $grd_table set $grade_sname = NULL
    where
        period = $period_choice && termid = $currentterm");
    echo "The grades for assignment, ".$grade_sname.", for period
    ".$period_choice;
    echo " have been deleted. Click <I>Grade List</i> to go back to the
    list of ";
    echo "grades for that period.<P>";
}

echo "</body></html>";
mysql_close ($link);

echo "<hr><p><center><table><tr><td>";
echo "<FORM METHOD='POST' ACTION='teachermain.php'>";
echo "<input type = 'hidden' name = 'loginid' value = $loginid>";
echo "<input type = 'hidden' name = 'psword' value = $psword>";
echo "<input type = 'hidden' name = 'grd_table' value = $grd_table>";
echo "<input type = 'hidden' name = 'att_table' value = $dsc_table>";
echo "<INPUT TYPE='SUBMIT' Value='Main Menu'>";
echo "</form></td><td>";
echo "<FORM METHOD='POST' ACTION='teacherchoice.php'>";
echo "<input type = 'hidden' name = 'loginid' value = $loginid>";
echo "<input type = 'hidden' name = 'r1' value = 'period'>";
echo "<input type = 'hidden' name = 'psword' value = $psword>";
echo "<input type = 'hidden' name = 'grd_table' value = $grd_table>";
echo "<input type = 'hidden' name = 'teacherid' value = $teacherid>";
echo "<input type = 'hidden' name = 'dsc_table' value = $dsc_table>";
echo "<INPUT TYPE='SUBMIT' Value='Period Menu'></form></td>";
echo "<td><form method = 'post' action='period_choice.php'>";
echo "<input type = 'hidden' name = 'loginid' value = $loginid>";
echo "<input type = 'hidden' name = 'grd_table' value = $grd_table>";
echo "<input type = 'hidden' name = 'period_choice' value =
    $period_choice>";
echo "<input type = 'hidden' name = 'dsc_table' value = $dsc_table>";
echo "<input type = 'hidden' name = 'r1' value = 'update'>";
echo "<input type = 'hidden' name = 'teacherid' value = $teacherid>";
echo "<input type = 'hidden' name = 'psword' value = $psword>";
echo "<INPUT TYPE='SUBMIT' Value='Grade List'></form></td>";
echo "</tr></table>";

?>

```

Upd_del_std.php

```
<?php
$link = mysql_connect ("localhost", $loginid, $password)
        or die ("Could not connect with the username/password you
entered!");
$success = mysql_select_db('mlapke');
$result = mysql_query("select * from teacher where teacherid =
$teacherid");
$row = mysql_fetch_array($result);
$currentterm = $row[8];

if($upd_or_delete == 'delete') {
    echo "<p><center><h1>Student Delete Notification</h1><p>";
    $result = mysql_query("delete from $grd_table where studentid =
$studselect");
    $result = mysql_query("select * from student where studentid =
$studselect");
    $row = mysql_fetch_row($result);
    $i = 1;
    while($i < 8) {
        $selteach[7] = $i;
        $col = implode("", $selteach);
        if($row[$i + 3] == $teacherid)
            $result2 = mysql_query("update student set $col = 0 where
studentid = $studselect");
        $i++;
    }
    echo "<P>The student's grade record has been deleted from your grade
rolls and ";
    echo "the student's ties to you in the system have been removed.<P>";
}
else {
    echo "<html><head><title>Student Update</title></head><body>";
    echo "<p><center><h1>Student Update</h1><p>";
    echo "Change any of the following attributes and click <i>Submit</i>
";
    echo "when you are finished.<P>";
    echo "<FORM METHOD='POST' ACTION='updatestudent.php'>";
    echo "<table border = 1><tr><td width = 20%>Student ID:</td><td>";

    $result = mysql_query("select * from student where studentid =
$studselect");
    $row = mysql_fetch_row($result);

    echo "<input type = 'text' name = 'studentid' size = '11' maxlength =
'11' value = $row[0]>";
    echo "</td></tr><tr><td width = 20%>Last Name: </td><td>";
    echo "<input type = 'text' name = 'lastname' size = '50' maxlength =
'50' value = '$row[1]'>";
    echo "</td></tr><tr><td width = 20%>First Name: </td><td>";
    echo "<input type = 'text' name = 'firstname' size = '50' maxlength =
'50' value = '$row[2]'>";
    echo "</td></tr><tr><td width = 20%>Personal Information: </td><td>";
```

```

    echo "<input type = 'text' name = 'prsnlinfo' size = '50' maxlength =
'250' value = '$row[3]'">";
    echo "</td></tr><tr><td width = 20%>Passcode: </td><td>";
    echo "<input type = 'text' name = 'passcode' size = '15' maxlength =
'15' value = '$row[11]'">";
    echo "</td></tr><tr><td width = 20%>Password: </td><td>";
    echo "<input type = 'text' name = 'password' size = '15' maxlength =
'15' value = '$row[12]'">";
    echo "</td></tr></table><p>";

    echo "<input type = 'hidden' name = 'loginid' value = $loginid>";
    echo "<input type = 'hidden' name = 'period_choice' value =
$period_choice>";
    echo "<input type = 'hidden' name = 'psword' value = $psword>";
    echo "<input type = 'hidden' name = 'grd_table' value = $grd_table>";
    echo "<input type = 'hidden' name = 'teacherid' value = $teacherid>";
    echo "<input type = 'hidden' name = 'dsc_table' value = $dsc_table>";
    echo "<input type = 'hidden' name = 'oldid' value = $studselect>";
    echo "<INPUT TYPE='SUBMIT' Value='Submit'>";
    echo "</form></center><p>";
}

mysql_close ($link);

echo "<hr><p><center><table><tr><td>";
echo "<FORM METHOD='POST' ACTION='teachermain.php'>";
echo "<input type = 'hidden' name = 'loginid' value = $loginid>";
echo "<input type = 'hidden' name = 'psword' value = $psword>";
echo "<input type = 'hidden' name = 'grd_table' value = $grd_table>";
echo "<input type = 'hidden' name = 'att_table' value = $dsc_table>";
echo "<INPUT TYPE='SUBMIT' Value='Main Menu'>";
echo "</form></td><td>";
echo "<FORM METHOD='POST' ACTION='teacherchoice.php'>";
echo "<input type = 'hidden' name = 'loginid' value = $loginid>";
echo "<input type = 'hidden' name = 'r1' value = 'period'>";
echo "<input type = 'hidden' name = 'period_choice' value =
$period_choice>";
echo "<input type = 'hidden' name = 'psword' value = $psword>";
echo "<input type = 'hidden' name = 'grd_table' value = $grd_table>";
echo "<input type = 'hidden' name = 'teacherid' value = $teacherid>";
echo "<input type = 'hidden' name = 'dsc_table' value = $dsc_table>";
echo "<INPUT TYPE='SUBMIT' Value='Period Menu'>";
echo "</form></td><td>";
echo "<FORM METHOD='POST' ACTION='period_choice.php'>";
echo "<input type = 'hidden' name = 'loginid' value = $loginid>";
echo "<input type = 'hidden' name = 'r1' value = 'students'>";
echo "<input type = 'hidden' name = 'period_choice' value =
$period_choice>";
echo "<input type = 'hidden' name = 'psword' value = $psword>";
echo "<input type = 'hidden' name = 'grd_table' value = $grd_table>";
echo "<input type = 'hidden' name = 'teacherid' value = $teacherid>";
echo "<input type = 'hidden' name = 'dsc_table' value = $dsc_table>";
echo "<INPUT TYPE='SUBMIT' Value='Student Update Menu'></form></td>";
echo "</tr></table>";
?>

```

Updategrades.php

```
<?php
//first error check the entries

$testflag = $hwflag = $cwflag = $projflag = $journflag = $quizflag = 0;
$totalweight = $conductflag = $gwflag = 0;

if($newtest != NULL) {
    $check = is_numeric($newtest);
    if($check != 1)
        $testflag = 1;
}
else
    $newtest = 0;
if($newhw != NULL) {
    $check = is_numeric($newhw);
    if($check != 1)
        $hwflag = 1;
}
else
    $newhw = 0;
if($newcw != NULL) {
    $check = is_numeric($newcw);
    if($check != 1)
        $cwflag = 1;
}
else
    $newcw = 0;
if($newproj != NULL) {
    $check = is_numeric($newproj);
    if($check != 1)
        $projflag = 1;
}
else
    $newproj = 0;
if($newjourn != NULL) {
    $check = is_numeric($newjourn);
    if($check != 1)
        $journflag = 1;
}
else
    $newjourn = 0;
if($newquiz != NULL) {
    $check = is_numeric($newquiz);
    if($check != 1)
        $quizflag = 1;
}
else
    $newquiz = 0;
if($newconduct != NULL) {
    $check = is_numeric($newconduct);
    if($check != 1)
        $conductflag = 1;
}
else
```

```

    $newconduct = 0;
if($newgw != NULL) {
    $check = is_numeric($newgw);
    if($check != 1)
        $gwflag = 1;
}
else
    $newgw = 0;

$maxperiod_flag = 0;
if($switch == 'new') {
    $check = is_numeric($maxperiods);
    if($check != 1 || $maxperiods == NULL)
        $maxperiod_flag = 1;
}

if($testflag == 0 && $hwflag == 0 && $cwflag == 0 && $projflag == 0 &&
$gwflag == 0 &&
    $journalflag == 0 && $quizflag == 0 && $conductflag == 0 &&
$maxperiod_flag == 0) {

    $totalweight = $newtest + $newhw + $newcw + $newproj + $newgw +
    $newjournal
        + $newquiz + $newconduct;

    if($totalweight > 100 || $totalweight < 100) {
        echo "<P>Your total weight does not equal 100%. Your class weights
= ". $totalweight."%. ";
        echo "Click the <i>Grade Recs</i> button below to go back and try
again<P>";
    }
    else {

        echo "<html><head><title>Updated Grade Requirements
Notification</title></head><body>";
        echo "<p><center><h1>Updated Grade Requirements
Notification</h1><p></center>";
        echo "Your grading requirements have been updated to the following
values. ";
        echo "If you would like to change them again, click the 'grade
reqs' button below. ";
        if($switch == 'new') {
            echo "To return to the new term menu, click 'new term.' If you
are done setting up the ";
            echo "term, click 'main menu' to return to the main menu. <p>";
        } else {
            echo "To return to the import/update menu, click 'import/update
menu.' If you are ";
            echo "done with importing and/or updating, click 'main menu' to
return to the main menu.<p>";
        }

        $link = mysql_connect ("localhost", $loginid, $psword)
or die ("Could not connect with the username/password you
entered!");
        $success = mysql_select_db('mlapke');

```



```

$result = mysql_query("update gradedesc set testwgt = $newtest,
hwwgt = $newhw, cwwgt = $newcw,
    projwgt = $newproj, journwgt = $newjourn, conductwgt =
$newconduct, quizwgt = $newquiz,
    gwwgt = $newgw where teacherid = $teacherid");

$result = mysql_query("update teacher set numperiods = $maxperiods
where teacherid = $teacherid");
if($switch == 'new') {
    $result = mysql_query("update teacher set beguntermflag = 1
where teacherid = $teacherid");
}
$result = mysql_query("Select * from gradedesc where teacherid =
$teacherid");
$row = mysql_fetch_array($result);

echo "<center><table border =
1><tr><td>Tests</td><td>$row[2]</td><td></tr>";
echo "<tr><td>Homework</td><td>$row[4]</td><td></tr>";
echo "<tr><td>Classwork</td><td>$row[6]</td><td></tr>";
echo "<tr><td>Projects</td><td>$row[8]</td><td></tr>";
echo "<tr><td>Journals</td><td>$row[10]</td><td></tr>";
echo "<tr><td>Conduct</td><td>$row[12]</td><td></tr>";
echo "<tr><td>Quizzes</td><td>$row[14]</td><td></tr>";
echo "<tr><td>Groupwork</td><td>$row[16]</td><td></tr>";
echo "</table></form> <p></center>";

mysql_close ($link);
}
else {
    echo "<p>You entered an invalid value. Click <i>Grade Recs</i> below
to try again.";
}

echo "<hr><p><center><table><tr><td>";
echo "<FORM METHOD='POST' ACTION='teachermain.php'>";
echo "<input type = 'hidden' name = 'loginid' value = $loginid>";
echo "<input type = 'hidden' name = 'psword' value = $psword>";
echo "<input type = 'hidden' name = 'grd_table' value = $grd_table>";
echo "<input type = 'hidden' name = 'dsc_table' value = $dsc_table>";
echo "<INPUT TYPE='SUBMIT' Value='Main Menu'>";
if($switch == 'new') {
    echo "</form></td><td>";
    echo "<FORM METHOD='POST' ACTION='teacherchoice.php'>";
    echo "<input type = 'hidden' name = 'loginid' value = $loginid>";
    echo "<input type = 'hidden' name = 'r1' value = 'new'>";
    echo "<input type = 'hidden' name = 'psword' value = $psword>";
    echo "<input type = 'hidden' name = 'grd_table' value = $grd_table>";
    echo "<input type = 'hidden' name = 'teacherid' value = $teacherid>";
    echo "<input type = 'hidden' name = 'dsc_table' value = $dsc_table>";
    echo "<INPUT TYPE='SUBMIT' Value='New Term Menu'></form></td><td>";
    echo "<FORM METHOD='POST' ACTION='newterm.php'>";
    echo "<input type = 'hidden' name = 'loginid' value = $loginid>";
    echo "<input type = 'hidden' name = 'r1' value = 'grades'>";
    echo "<input type = 'hidden' name = 'teacherid' value = $teacherid>";
    echo "<input type = 'hidden' name = 'psword' value = $psword>";
}
}

```

```

    echo "<input type = 'hidden' name = 'grd_table' value = $grd_table>";
    echo "<input type = 'hidden' name = 'att_table' value = $dsc_table>";
    echo "<INPUT TYPE='SUBMIT' Value='Grade
Reqs'></form></td></tr></table>";
}
else {
    echo "</form></td><td>";
    echo "<FORM METHOD='POST' ACTION='teacherchoice.php'>";
    echo "<input type = 'hidden' name = 'loginid' value = $loginid>";
    echo "<input type = 'hidden' name = 'r1' value = 'update'>";
    echo "<input type = 'hidden' name = 'psword' value = $psword>";
    echo "<input type = 'hidden' name = 'grd_table' value = $grd_table>";
    echo "<input type = 'hidden' name = 'teacherid' value = $teacherid>";
    echo "<input type = 'hidden' name = 'dsc_table' value = $dsc_table>";
    echo "<INPUT TYPE='SUBMIT' Value='Import/Update
Menu'></form></td><td>";
    echo "<FORM METHOD='POST' ACTION='importupdate.php'>";
    echo "<input type = 'hidden' name = 'loginid' value = $loginid>";
    echo "<input type = 'hidden' name = 'r1' value = 'update'>";
    echo "<input type = 'hidden' name = 'teacherid' value = $teacherid>";
    echo "<input type = 'hidden' name = 'psword' value = $psword>";
    echo "<input type = 'hidden' name = 'grd_table' value = $grd_table>";
    echo "<input type = 'hidden' name = 'dsc_table' value = $dsc_table>";
    echo "<INPUT TYPE='SUBMIT' Value='Grade
Reqs'></form></td></tr></table>";
}
?>

```

Updatestudent.php

```
<?php

echo "<center><p><h3>Update Notification</h3><p></center>";
$link = mysql_connect ("localhost", $loginid, $psword)
    or die ("Could not connect with the username/password you
entered!");
$success = mysql_select_db('mlapke');

$num_rows = 0;

if($studentid != $oldid) {
    $result2 = mysql_query("Select * from student where studentid =
$studentid");
    $num_rows = mysql_num_rows($result2);
}

if($num_rows == 0) {
    $result = mysql_query("update student set studentid = $studentid,
lastname =
    '$lastname', firstname = '$firstname', prsnlinfo =
'$prsnlinfo',
    student_code = '$passcode', student_pword = '$password' where
studentid = $oldid")
    or die("Update to student table failed. See DB Administrator");

    echo "The student has been updated with the new information.<p>";
}
else {
    echo "<center><h3>The new student ID conflicts with an existing
studnet ID</h3><br>";
    echo "Click the <i>Update Again</i> button below to try and update
again with";
    echo " a different ID<p><FORM METHOD='POST'
ACTION='upd_del_std.php'>";
    echo "<input type = 'hidden' name = 'studselect' value = $oldid>";
    echo "<input type = 'hidden' name = 'loginid' value = $loginid>";
    echo "<input type = 'hidden' name = 'upd_or_delete' value =
'update'>";
    echo "<input type = 'hidden' name = 'period_choice' value =
$period_choice>";
    echo "<input type = 'hidden' name = 'psword' value = $psword>";
    echo "<input type = 'hidden' name = 'grd_table' value = $grd_table>";
    echo "<input type = 'hidden' name = 'teacherid' value = $teacherid>";
    echo "<input type = 'hidden' name = 'dsc_table' value = $dsc_table>";
    echo "<INPUT TYPE='SUBMIT' Value='Update Again' size='30'></center>";
}
mysql_close ($link);

echo "<hr><p><center><table><tr><td>";
echo "<FORM METHOD='POST' ACTION='teachermain.php'>";
echo "<input type = 'hidden' name = 'loginid' value = $loginid>";
echo "<input type = 'hidden' name = 'psword' value = $psword>";
```

```

echo "<input type = 'hidden' name = 'grd_table' value = $grd_table>";
echo "<input type = 'hidden' name = 'att_table' value = $dsc_table>";
echo "<INPUT TYPE='SUBMIT' Value='Main Menu'>";
echo "</form></td><td>";
echo "<FORM METHOD='POST' ACTION='teacherchoice.php'>";
echo "<input type = 'hidden' name = 'loginid' value = $loginid>";
echo "<input type = 'hidden' name = 'r1' value = 'period'>";
echo "<input type = 'hidden' name = 'period_choice' value =
$period_choice>";
echo "<input type = 'hidden' name = 'psword' value = $psword>";
echo "<input type = 'hidden' name = 'grd_table' value = $grd_table>";
echo "<input type = 'hidden' name = 'teacherid' value = $teacherid>";
echo "<input type = 'hidden' name = 'dsc_table' value = $dsc_table>";
echo "<INPUT TYPE='SUBMIT' Value='Period Menu'>";
echo "</form></td><td>";
echo "<FORM METHOD='POST' ACTION='period_choice.php'>";
echo "<input type = 'hidden' name = 'loginid' value = $loginid>";
echo "<input type = 'hidden' name = 'r1' value = 'students'>";
echo "<input type = 'hidden' name = 'period_choice' value =
$period_choice>";
echo "<input type = 'hidden' name = 'psword' value = $psword>";
echo "<input type = 'hidden' name = 'grd_table' value = $grd_table>";
echo "<input type = 'hidden' name = 'teacherid' value = $teacherid>";
echo "<input type = 'hidden' name = 'dsc_table' value = $dsc_table>";
echo "<INPUT TYPE='SUBMIT' Value='Student Update Menu'></form></td>";
echo "</tr></table>";

```

?>

Updateweight.php

```
<?php

echo "<html><head><title>Update Weight</title></head><body>";
echo "<p><center><h1>Update Weight</h1><p>";

echo "<table border = 1><tr><th>Grade Name</th><th>Current
Weight</th>";
echo "<th>New Weight</th></tr><tr>";
echo "<form method = 'post' action='final_upd_wgt.php'>";

$link = mysql_connect ("localhost", $loginid, $psword)
    or die ("Could not connect with the username/password you
entered!");
$success = mysql_select_db('mlapke');

$result = mysql_query("select * from teacher where teacherid =
$teacherid");
$row = mysql_fetch_array($result);
$currentterm = $row[8];

if($switch == 'fr_choice') {
if($r1 == 'test')
    $totnum = $testnum;
else if($r1 == 'hw')
    $totnum = $hwnum;
else if($r1 == 'cw')
    $totnum = $cwnum;
else if($r1 == 'proj')
    $totnum = $projnum;
else if($r1 == 'journ')
    $totnum = $journnum;
else if($r1 == 'conduct')
    $totnum = $conductnum;
else if($r1 == 'quiz')
    $totnum = $quiznum;
else if($r1 == 'gw')
    $totnum = $gwnum;
}

$name_template = $r1;

$len = strlen($r1);
$i = 0;
while($i < $len) {
    $hold[$i] = $r1[$i];
    $i++; }
$totalweight = 0;
$t = 0;
while($t < $totnum) {
    $u = $t + 1;
    $hold[$i] = $u;
    $gradename = implode("", $hold);
```

```

$result = mysql_query("select * from $dsc_table where gradename =
'$gradename' &&
    termid = $currentterm");
$row = mysql_fetch_array($result);
echo "<tr><td>$row[0]</td><td>$row[1]</td><td>";
echo "<input type = 'text' name = $row[0] size = '4' maxlength =
'3'></td></tr>";
    $t++;
}

echo "</table>";
echo "<p><input type = 'hidden' name = 'loginid' value = $loginid>";
echo "<input type = 'hidden' name = 'psword' value = $psword>";
echo "<input type = 'hidden' name = 'name_template' value =
$name_template>";
echo "<input type = 'hidden' name = 'totnum' value = $totnum>";
echo "<input type = 'hidden' name = 'grd_table' value = $grd_table>";
echo "<input type = 'hidden' name = 'teacherid' value = $teacherid>";
echo "<input type = 'hidden' name = 'dsc_table' value = $dsc_table>";
echo "<INPUT TYPE='SUBMIT' Value='Submit'></form><p>";

mysql_close ($link);

echo "<hr><p><center><table><tr><td>";
echo "<FORM METHOD='POST' ACTION='teachermain.php'>";
echo "<input type = 'hidden' name = 'loginid' value = $loginid>";
echo "<input type = 'hidden' name = 'psword' value = $psword>";
echo "<input type = 'hidden' name = 'grd_table' value = $grd_table>";
echo "<input type = 'hidden' name = 'att_table' value = $dsc_table>";
echo "<INPUT TYPE='SUBMIT' Value='Main Menu'>";
echo "</form></td><td>";
echo "<FORM METHOD='POST' ACTION='teacherchoice.php'>";
echo "<input type = 'hidden' name = 'loginid' value = $loginid>";
echo "<input type = 'hidden' name = 'r1' value = 'updweight'>";
echo "<input type = 'hidden' name = 'psword' value = $psword>";
echo "<input type = 'hidden' name = 'grd_table' value = $grd_table>";
echo "<input type = 'hidden' name = 'teacherid' value = $teacherid>";
echo "<input type = 'hidden' name = 'dsc_table' value = $dsc_table>";
echo "<INPUT TYPE='SUBMIT' Value='Update Weight Menu'></form></td>";
echo "</tr></table>";

?>

```

APPENDIX Aii: PARENT PHP CODE LISTINGS

Login.php

```
<html><head><title>Parent Main Page</title></head><body><center>
<h1>Parent Database Access Page</h1> .
Please enter your child's passcode...<p>
</center>

<FORM METHOD="POST" ACTION="parentmain.php">
<CENTER>

<TABLE BORDER="1" WIDTH="26%">

<TR>
  <TD><BIG>Passcode: </BIG></TD>
  <TD><INPUT TYPE="TEXT" NAME="loginid" size="18" checked></TD>
</TR>

</table>

<p>
<INPUT TYPE="SUBMIT" Value="Login"> <INPUT TYPE="RESET" Value="Clear">
</CENTER>

</FORM></body></html>
```

Parentmain.php

```
<?php
$link = mysql_connect ("localhost", mlapke, password)
        or die ("Could not connect with the username/password you
entered!");
$success = mysql_select_db('mlapke');
$result = mysql_query("select * from student where student_code =
'$loginid'");
$student_there = mysql_num_rows($result);
if($student_there == 0) {
    echo "<html><head><title>Bad Student Code
Notification</title></head><body>";
    echo "<center><h3>Bad Student Code Notification</h3></center><P>";
    echo "The student code you entered does not match any students on
record. ";
    echo "Please hit your back button and try again.";
}
else {
    echo "<html><head><title>Choose Your Student's
Subject</title></head><body>";
    echo "<center><h3>Choose Your Student's Subject</h3><P>";

    $row = mysql_fetch_array($result);

    echo "<FORM METHOD='POST' ACTION='subject_grade.php'>";
    echo "<table border=1>";

    $i = 0;
    while($i < 7) {
        $x = $i + 4;
        if($row[$x] != 0) {
            $resultII = mysql_query("select * from teacher where
teacherid = $row[$x]");
            $rowII = mysql_fetch_array($resultII);
            echo "<tr><td width=20%><INPUT TYPE='radio' NAME='r1'
value = $rowII[0] checked></td>";
            echo "<td>$rowII[4]</td></tr></tr>";
        }
        $i++;
    }
    echo "</table><p>";
    echo "<input type = 'hidden' name = 'studentid' value = $row[0]>";
    echo "<input type = 'hidden' name = 'loginid' value = $loginid>";
    echo "<INPUT TYPE='SUBMIT' Value='Submit'></form>";
}

mysql_close($link);
echo "</CENTER></body></html>";
?>
```


Subject grade.php

```
<?php

$link = mysql_connect ("localhost", mlapke, password)
        or die ("Could not connect with the username/password you
entered!");
$success = mysql_select_db('mlapke');
$result = mysql_query("select * from teacher where teacherid = $r1");
$row = mysql_fetch_array($result);
$maxperiods = $row[6];
$currentterm = $row[8];

echo "<html><head><title>Detailed Set of Grades</title></head><body>";
echo "<center><h1>Detailed Set of Grades</h1><p>";
echo "<table border = 1><tr><th>Student Passcode</th>";

//need all grade type names from grade description table
$result = mysql_query("show columns from gradedesc");

$i = 0;
while($i < 8) {
    $row = mysql_fetch_array($result);
    $row = mysql_fetch_array($result);
    $holdcol = $row[0];
    $len = strlen($holdcol) - 3;
    $j = 0; $hold = NULL;
    while($j < $len) {
        $hold[$j] = $holdcol[$j];
        $j++;
    }
    $colname[$i] = implode("", $hold);
    $i++;
}

$result = mysql_query("select * from gradedesc where teacherid = $r1 &&
    termid = $currentterm");
$num_of_grades = mysql_fetch_array($result);

$total_grade_types = $r = $q = 0;
$i = $k = $w = 1;
while($i < 16) {
    if($num_of_grades[$i] > 0) {
        $j = 0;
        $x = $i - $k;
        while($j < $num_of_grades[$i]) {
            echo "<th>$w</th>";
            $j++; $w++;
        }
        $overall_grd_wgt[$q] = $num_of_grades[$i + 1];
        $q++;
        echo "<th>$colname[$x]<br>avg</th>";
    }
    $i = $i + 2;
}
```

```

    $k++;
}
echo "<th>Final<br>Average</th></tr>";

$resultX = mysql_query("select * from teacher where teacherid = $r1");
$rowX = mysql_fetch_array($resultX);
$userid = $rowX[7];
$len = strlen($userid);
$i = 0; $hold = NULL;
while($i < $len) {
    $hold[$i] = $userid[$i];
    $i++;
}
$hold[$i] = '_'; $hold[$i + 1] = 'g';
$grd_table = implode("", $hold);
$hold[$i + 1] = 'd';
$dsc_table = implode("", $hold);

$resultII = mysql_query("select * from $grd_table where termid =
$currentterm && studentid = $studentid");

$resultIV = mysql_query("show columns from $grd_table");
$num_grade_cols = mysql_num_rows($resultIV);
$max_cols = $num_grade_cols - 5;
$i = 0;
while($i < 5) {
    $row = mysql_fetch_array($resultIV);
    $i++; }
while($i < $num_grade_cols) {
    $row = mysql_fetch_array($resultIV);
    $y = $i - 5;
    $grd_table_col[$y] = $row[0];
    $i++; }
$i = $q = $finalaverage = 0;

$allgradecount = $q = 0;
$row = mysql_fetch_array($resultIII);
$resultIII = mysql_query("select * from student where studentid =
$studentid");
$rowIII = mysql_fetch_array($resultIII);
echo "<tr><th>$loginid</th>";
$w = $k = 1;
while($w < 16) { //looping all relevent grade categories
    if($num_of_grades[$w] > 0) {
        $subgradecount = 0;
        $subgradetotal = 0;
        $anyNULLs_flag = $NULL_total = $NULL_count = 0;
        $totalweights = 0;
        $j = 0;
        $x = $w - $k;
        $hold = NULL;
        $len = strlen($colname[$x]);
        $p = 0; $holdcolname = $colname[$x];
        while($p < $len) {
            $hold[$p] = $holdcolname[$p];
            $p++;
        }
    }
}

```

```

    $mycount = 1;
    $b = 0;
    while($j < $num_of_grades[$w]) { //looping specific grade types
looking for
        $myflag = 0; //matching gradetype
        $hold[$p] = $mycount;
        $grade_col_id = implode("", $hold);
        while($myflag == 0 && $b < $max_cols) {
            if($grade_col_id == $grd_table_col[$b]) {
                $f = $b + 5;
                $resultV = mysql_query("select * from $dsc_table where
                    gradename = '$grade_col_id' && termid =
                    $currentterm");
                $grade_desc_row = mysql_fetch_array($resultV);
                if($row[$f] == NULL)
                    echo "<td>NE</td>";
                else {
                    echo "<td>$row[$f]</td>";
                    $weightedgrd = ($row[$f] / $grade_desc_row[13]) * 100;
                    if($grade_desc_row[1] == NULL) {
                        $anyNULLs_flag = 1;
                        $NULL_total = $NULL_total + $weightedgrd;
                        $NULL_count++;
                    } else {
                        $weightedgrd = $weightedgrd * ($grade_desc_row[1] /
100);
                        $subgradetotal = $subgradetotal + $weightedgrd;
                        $subgradecount++;
                        $totalweights = $totalweights + $grade_desc_row[1];
                    }
                }
                $myflag = 1;
            }
            $b++;
        }
        $mycount++;
        $j++;
    }
    if($anyNULLs_flag == 0)
        if($totalweights != 0)
            $avg = $subgradetotal * (100 / $totalweights);
        else
            $avg = 0;
    else {
        $invert = 100 - $totalweights;
        $avg = $NULL_total / $NULL_count * ($invert / 100);
        $avg = $avg + $subgradetotal;
    }
    $finalaverage = $finalaverage + ($avg * ($overall_grd_wgt[$q] /
100));
    $q++;
    $avg = round($avg, 2);
    echo "<th>$avg</th>";
    }
    $w = $w + 2;
    $k++;

```

```

}
$finalaverage = round($finalaverage, 2);
echo "<th><font size = 5>$finalaverage</th></tr>";
$finalaverage = 0;
$i++;

echo "</table><p>";
echo "<table border = 1><tr><th>Grade ID</th><th>Long Name</th>";
$resultV = mysql_query("select * from $dsc_table where termid =
    $currentterm");
$total_desc_rows = mysql_num_rows($resultV);
$i = 0;
while($i < $total_desc_rows) {
    $grade_desc_row = mysql_fetch_array($resultV);
    echo
"<tr><td>$grade_desc_row[0]</td><td>$grade_desc_row[2]</td></tr>";
    $i++;
}
echo "</table><p>";

mysql_close ($link);

//Navigational Buttons
echo "<hr><p><center><table><tr><td>";
echo "<FORM METHOD='POST' ACTION='parentmain.php'>";
echo "<input type = 'hidden' name = 'loginid' value = $loginid>";
echo "<INPUT TYPE='SUBMIT' Value='Main Menu'>";
echo "</form></td></tr></table>";

?>

```

APPENDIX Aiii: ADMINISTRATOR PHP CODE LISTINGS

Addstudent.php

```

<?php
echo "<center><h1>Student Addition Notification</h1><p>";

if($studentid == NULL || $lastname == NULL || $firstname == NULL ||
$passcode == NULL
    || $password == NULL)
    echo "A required field was empty. Click <I>Add New Student</i> to
try again<p>";
else {
    $check = is_numeric($studentid);
    if($check != 1)
        echo "The student ID was not numeric. Click <i>Add New Student<I> to
try again.<p>";
    else {

        $link = mysql_connect ("localhost", $loginid, $psword)
            or die ("Could not connect with the username/password you
entered!");
        $success = mysql_select_db('mlapke');

        $result = mysql_query("SELECT * FROM student where studentid =
$studentid");
        $num_rows = mysql_num_rows($result);
        if($num_rows == 0) {
            $result = mysql_query("INSERT INTO student VALUES($studentid,
'$lastname', '$firstname', '$persinfo',
            0, 0, 0, 0, 0, 0, 0, '$passcode', '$password')")
                or die ("Invalid Insert!");
            echo "<h3>You added a student with the following
attributes...</h3><p>";
            echo "<table border = 1><tr><td width=10%>Student ID :
</td><td> " . $studentid . "</td></tr>";
            echo "<tr><td width=10%>Last Name : </td><td>" . $lastname.
"</td></tr>";
            echo "<tr><td width=10%>First Name : </td><td>" . $firstname.
"</td></tr>";
            echo "<tr><td width=10%>Personal Information : </td><td>" .
$persinfo. "</td></tr>";
            echo "<tr><td width=10%>Passcode : </td><td>" . $passcode.
"</td></tr>";
            echo "<tr><td width=10%>Password : </td><td>" . $password.
"</td></tr></table>";
        }
        else {
            echo "<h3>The student with the ID " . $studentid . " already
exists </h3><br>";
            echo "No addition was made. Click 'Try Again' to enter a
different ID for <br>";
            echo "the student you are trying to add. The information you
previously <br>";
            echo "entered for this student will be preserved";
        }
    }
}

```

```

        echo "<center><FORM METHOD='POST' ACTION='student_axn.php'>";
        echo "<input type = 'hidden' name = 'loginid' value =
$loginid>";
        echo "<input type = 'hidden' name = 'r2' value = 'add'>";
        echo "<input type = 'hidden' name = 'stid' value =
$studentid>";
        echo "<input type = 'hidden' name = 'lname' value =
$lastname>";
        echo "<input type = 'hidden' name = 'fname' value =
$firstname>";
        echo "<input type = 'hidden' name = 'pinfo' value =
$persinfo>";
        echo "<input type = 'hidden' name = 'psword' value = $psword>";
        echo "<INPUT TYPE='SUBMIT' Value='Try Again'>";
        echo "</form></center>";
    }
    mysql_close ($link);
}
}

```

```

echo "<hr><p><center><table><tr><td>";
echo "<FORM METHOD='POST' ACTION='adminmain.php'>";
echo "<input type = 'hidden' name = 'loginid' value = $loginid>";
echo "<input type = 'hidden' name = 'psword' value = $psword>";
echo "<INPUT TYPE='SUBMIT' Value='Main Menu'>";
echo "</form></td><td>";
echo "<FORM METHOD='POST' ACTION='adminchoice.php'>";
echo "<input type = 'hidden' name = 'loginid' value = $loginid>";
echo "<input type = 'hidden' name = 'r1' value = 'student'>";
echo "<input type = 'hidden' name = 'psword' value = $psword>";
echo "<INPUT TYPE='SUBMIT' Value='Student Menu'>";
echo "</form></td><td>";
echo "<FORM METHOD='POST' ACTION='student_axn.php'>";
echo "<input type = 'hidden' name = 'loginid' value = $loginid>";
echo "<input type = 'hidden' name = 'r2' value = 'add'>";
echo "<input type = 'hidden' name = 'psword' value = $psword>";
echo "<INPUT TYPE='SUBMIT' Value='Add New Student'>";
echo "</form></td></tr></table></center>";

```

?>

Addteacher.php

```
<?php

echo "<center><h1>Teacher Addition Notification</h1>";

//first need to create the user account for the teacher using
//1st 3 letters of last name, 1st letter of 1st name, and an
//incrementing 4 digit number starting with 0000 <- accounts
//for duplicate entries. The default password will be that
//teacher's social security number

//then need to create the tables for that teacher such as
//their grade record table, etc using the following format
//for naming the table: grades_teacherid, attendance_teacherid, etc

//finally, need to fill the teacher info table with the data
//provided by the admin (teacher id, name, etc)

$link = mysql_connect ("localhost", $loginid, $psword)
    or die ("Could not connect with the username/password you
entered!");
$success = mysql_select_db('mlapke');

$result = mysql_query("SELECT * FROM teacher where teacherid =
$teacherid");
$num_rows = mysql_num_rows($result);
if($num_rows == 0) {

    // FIRSTLY, CREATE A NEW USER ACCOUNT FOR THAT TEACHER

    mysql_close ($link);
    $link = mysql_connect ("localhost", "root", "stoogesrule")
        or die ("Could not connect with the username/password you
entered!");

    $out[0] = $firstname[0]; //these next 7 lines string together the
1st initial and last name
    $out[1] = $lastname[0]; // to come up with the user ID
    $out[2] = $lastname[1];
    $out[3] = $lastname[2];
    $out[4] = $lastname[3];
    $out[5] = $lastname[4];
    $out[6] = $lastname[5];
    $out2 = implode("", $out);

    $result = mysql_query("grant all privileges on *.* to $out2@%'
identified by '$password1'")
        or die("1st grant bombed");
    $result = mysql_query("grant all privileges on *.* to $out2@localhost
identified by '$password1'")
        or die("2nd grant bombed");
    mysql_close($link);
```

```

// SECONDLY, CREATE TABLES FOR THAT USER

$link = mysql_connect ("localhost", $loginid, $psword)
      or die ("Could not connect with the username/password you
entered!");
$success = mysql_select_db('mlapke');

$hold1 = '_g';           //this adds extensions "g" or "d" to the
table name. "g" shows
$hold2 = '_d';         // it is the "grade" table. "d" stands for grade
description table
$out[7] = $hold1[0];    // these ext are added to the teacher's
userid for each table name
$out[8] = $hold1[1];
$grading_db = implode("", $out);

$out[7] = $hold2[0];
$out[8] = $hold2[1];
$desc_db = implode("", $out);

$result = mysql_query("create table $grading_db(studentid int(8) not
null, termid int(1) not null,
      yearid char(4) not null, period int(1) not null, atndrec
char(180),
      primary key (studentid, termid))");
$result = mysql_query("create table $desc_db(gradename char(15) not
null, indwgt float not null,
      longname char(50), slongname char(50), sp_period int(2),
finishflag int(1) not null,
      period1 int(1) not null, period2 int(1) not null, period3
int(1) not null,
      period4 int(1) not null, period5 int(1) not null, period6
int(1) not null,
      period7 int(1) not null, maxvalue int(3) not null, termid
int(1) not null,
      primary key (gradename, termid))");
$result = mysql_query("insert into gradedesc values($teacherid, 0, 0,
0, 0, 0, 0, 0, 0, 0, 0,
      0, 0, 0, 0, 0, 0, 1)");

// LASTLY, INSERT TEACHER INFO INTO THE TEACHER TABLE

$result = mysql_query("INSERT INTO teacher VALUES($teacherid,
'$lastname', '$firstname',
      $grade, '$subject', 0, 0, '$out2', 1)");
      or die ("Invalid Insert in trying to add teacher to teacher
database.");
echo "<h3>You added a teacher with the following
attributes...</h3><p>";
echo "<table border = 1 width = 60%><tr><td width=10%>Teacher ID :
</td><td>" . $teacherid . "</td></tr>";
echo "<tr><td>Last Name : </td><td>" . $lastname. "</td></tr>";
echo "<tr><td>First Name : </td><td>" . $firstname. "</td></tr>";
echo "<tr><td>Grade Taught : </td><td>". $grade. "</td></tr>";
echo "<tr><td>Subject Taught : </td><td>". $subject. "</td></tr>";

```



```

    echo "<tr><td>Database User ID : </td><td>" . $out2.
"</td></tr></table>";
    echo "<p>A new user account was created which the teacher may access
with the user ID <br>";
    echo "specified above, coupled with the previously entered password.
In addition to <br>";
    echo "this, grade and grade description tables were created for this
teacher in the database.<br>";
    echo "Finally, the teacher's information was added to the teacher
table and overall grade <br>";
    echo "description table.<p>";
}
else {
    echo "<h3>A teacher with the ID ". $teacherid . " already exists
</h3><br>";
    echo "No addition was made. Click 'Try Again' to enter a different ID
for <br>";
    echo "the teacher you are trying to add. The information you
previously <br>";
    echo "entered for this student will be preserved";
    echo "<center><FORM METHOD='POST' ACTION='teacher_axn.php'>";
    echo "<input type = 'hidden' name = 'loginid' value = $loginid>";
    echo "<input type = 'hidden' name = 'r2' value = 'add'>";
    echo "<input type = 'hidden' name = 'bteacherid' value =
$teacherid>";
    echo "<input type = 'hidden' name = 'blastname' value = $lastname>";
    echo "<input type = 'hidden' name = 'bfirstname' value =
$firstname>";
    echo "<input type = 'hidden' name = 'bgrade' value = $grade>";
    echo "<input type = 'hidden' name = 'bsubject' value = $subject>";
    echo "<input type = 'hidden' name = 'psword' value = $psword>";
    echo "<INPUT TYPE='SUBMIT' Value='Try Again'>";
    echo "</form></center>";
}

mysql_close ($link);

echo "<hr><p><center><table><tr><td>";
echo "<FORM METHOD='POST' ACTION='adminmain.php'>";
echo "<input type = 'hidden' name = 'loginid' value = $loginid>";
echo "<input type = 'hidden' name = 'psword' value = $psword>";
echo "<INPUT TYPE='SUBMIT' Value='Main Menu'>";
echo "</form></td><td>";
echo "<FORM METHOD='POST' ACTION='adminchoice.php'>";
echo "<input type = 'hidden' name = 'loginid' value = $loginid>";
echo "<input type = 'hidden' name = 'r1' value = 'teacher'>";
echo "<input type = 'hidden' name = 'psword' value = $psword>";
echo "<INPUT TYPE='SUBMIT' Value='Teacher Menu'>";
echo "</form></td><td>";
echo "<FORM METHOD='POST' ACTION='teacher_axn.php'>";
echo "<input type = 'hidden' name = 'loginid' value = $loginid>";
echo "<input type = 'hidden' name = 'r2' value = 'add'>";
echo "<input type = 'hidden' name = 'psword' value = $psword>";
echo "<INPUT TYPE='SUBMIT' Value='Add New Teacher'>";
echo "</form></td></tr></table></center>";
?>

```

Adminchoice.php

```
<?php
if($r1 == "teacher") {
    echo "<html><head><title>Teacher Choice</title></head><body>";
    echo "<center><h1>Teacher Action Selection Page</h1><p>";
    echo "<form method = 'post' action='teacher_axn.php'>";
    echo "<table width=35% border=1><tr>";
    echo "<td width=20%><INPUT TYPE='radio' NAME='r2' value = 'add'
checked></td>";
    echo "<td>Add New Teacher</td></tr><tr>";
    echo "<td width=20%><INPUT TYPE='radio' NAME='r2' value =
'delete'></td>";
    echo "<td>Delete Teacher</td></tr><tr>";
    echo "<td><input type='radio' name = 'r2' value =
'update'></td><td>Update Teacher Info</td>";
    echo "</tr><tr>";
    echo "<td><input type='radio' name = 'r2' value =
'listall'></td><td>List All Teachers</td>";
    echo "</tr></table><p>";
    echo "<input type = 'hidden' name = 'loginid' value = \$loginid>";

    echo "<input type = 'hidden' name = 'psword' value = \$psword>";
    echo "<INPUT TYPE='SUBMIT' Value='Submit'>";

    echo "</CENTER></FORM></body></html>";
}
else if($r1 == "student") {

    echo "<html><head><title>Student Choice</title></head><body>";
    echo "<center><h1>Student Action Selection Page</h1><p>";
    echo "<form method = 'post' action='student_axn.php'>";
    echo "<table width=35% border=1><tr>";
    echo "<td width=20%><INPUT TYPE='radio' NAME='r2' value = 'add'
checked></td>";
    echo "<td>Add New Student</td></tr><tr>";
    echo "<td width=20%><INPUT TYPE='radio' NAME='r2' value =
'delete'></td>";
    echo "<td>Delete Student</td></tr><tr>";
    echo "<td><input type='radio' name = 'r2' value =
'update'></td><td>Update Student Info</td>";
    echo "</tr><tr>";
    echo "<td><input type='radio' name = 'r2' value =
'listall'></td><td>List All Students</td>";
    echo "</tr></table><p>";
    echo "<input type = 'hidden' name = 'loginid' value = \$loginid>";

    echo "<input type = 'hidden' name = 'psword' value = \$psword>";
    echo "<INPUT TYPE='SUBMIT' Value='Submit'>";

    echo "</CENTER></FORM></body></html>";
}
else if($r1 == "archive") {
    echo "<html><head><title>Archive Record Lookup</title></head><body>";
    echo "<h1><center>Archive Record Lookup Page</h1><p>";
```

Adminchoice.php

```
<?php
if($r1 == "teacher") {
    echo "<html><head><title>Teacher Choice</title></head><body>";
    echo "<center><h1>Teacher Action Selection Page</h1><p>";
    echo "<form method = 'post' action='teacher_axn.php'>";
    echo "<table width=35% border=1><tr>";
    echo "<td width=20%><INPUT TYPE='radio' NAME='r2' value = 'add'
checked></td>";
    echo "<td>Add New Teacher</td></tr><tr>";
    echo "<td width=20%><INPUT TYPE='radio' NAME='r2' value =
'delete'></td>";
    echo "<td>Delete Teacher</td></tr><tr>";
    echo "<td><input type='radio' name = 'r2' value =
'update'></td><td>Update Teacher Info</td>";
    echo "</tr><tr>";
    echo "<td><input type='radio' name = 'r2' value =
'listall'></td><td>List All Teachers</td>";
    echo "</tr></table><p>";
    echo "<input type = 'hidden' name = 'loginid' value = \$loginid>";

    echo "<input type = 'hidden' name = 'psword' value = \$psword>";
    echo "<INPUT TYPE='SUBMIT' Value='Submit'>";

    echo "</CENTER></FORM></body></html>";
}
else if($r1 == "student") {

    echo "<html><head><title>Student Choice</title></head><body>";
    echo "<center><h1>Student Action Selection Page</h1><p>";
    echo "<form method = 'post' action='student_axn.php'>";
    echo "<table width=35% border=1><tr>";
    echo "<td width=20%><INPUT TYPE='radio' NAME='r2' value = 'add'
checked></td>";
    echo "<td>Add New Student</td></tr><tr>";
    echo "<td width=20%><INPUT TYPE='radio' NAME='r2' value =
'delete'></td>";
    echo "<td>Delete Student</td></tr><tr>";
    echo "<td><input type='radio' name = 'r2' value =
'update'></td><td>Update Student Info</td>";
    echo "</tr><tr>";
    echo "<td><input type='radio' name = 'r2' value =
'listall'></td><td>List All Students</td>";
    echo "</tr></table><p>";
    echo "<input type = 'hidden' name = 'loginid' value = \$loginid>";

    echo "<input type = 'hidden' name = 'psword' value = \$psword>";
    echo "<INPUT TYPE='SUBMIT' Value='Submit'>";

    echo "</CENTER></FORM></body></html>";
}
else if($r1 == "archive") {
    echo "<html><head><title>Archive Record Lookup</title></head><body>";
    echo "<h1><center>Archive Record Lookup Page</h1><p>";
```

```

echo "Enter one of the search parameters below...<p>";
echo "<form method = 'post' action='archive_display.php'>";

echo "<table width=35% border=1><tr>";
echo "<td><input type='radio' name = 'r1' value = 'teacher'
checked></td><td>Teacher ID: ";
echo "<INPUT TYPE='text' NAME='teacherid' size = '11' maxlength =
'11'></td><tr>";
echo "<td><input type='radio' name = 'r1' value =
'student'></td><td>Student ID: ";
echo "<INPUT TYPE='text' NAME='studentid' size = '11' maxlength =
'11'></td><tr>";
echo "<td><input type='radio' name = 'r1' value =
'year'></td><td>Year Lookup: ";
echo "<INPUT TYPE='text' NAME='year' size = '4' maxlength =
'4'></td>";
echo "</tr></table><p>";

echo "<input type = 'hidden' name = 'loginid' value = \$loginid>";
echo "<input type = 'hidden' name = 'psword' value = \$psword>";
echo "<INPUT TYPE='SUBMIT' Value='Submit'><INPUT TYPE='RESET'
Value='Clear'>";

echo "</CENTER></FORM></body></html>";
}

//Navigational Buttons
echo "<hr><p><center><table><tr><td>";
echo "<FORM METHOD='POST' ACTION='adminmain.php'>";
echo "<input type = 'hidden' name = 'loginid' value = \$loginid>";
echo "<input type = 'hidden' name = 'psword' value = \$psword>";
echo "<INPUT TYPE='SUBMIT' Value='Main Menu'>";
echo "</form></td></tr></table>";
?>

```

Adminmain.php

```
<?php

    $link = mysql_connect ("localhost", $loginid, $psword)
        or die ("Could not connect with the username/password you
entered!");
    mysql_close ($link);

echo "<html><head><title>Prototype Administrator Main
Page</title></head>";
echo "<body><center><h1>Administrator Main Page</h1><p>";

echo "Please select from the following options...<p>";

echo "<FORM METHOD='POST' ACTION='adminchoice.php'>";
echo "<CENTER><table width=35% border=1><tr>";
echo "<td width=20%><INPUT TYPE='radio' NAME='r1' value = 'teacher'
checked></td>";
echo "<td>Add/Delete/Update Teacher</td></tr><tr>";
echo "<td width=20%><INPUT TYPE='radio' NAME='r1' value =
'student'></td>";
echo "<td>Add/Delete/Update Student</td></tr><tr>";
echo "<td><input type='radio' name = 'r1' value =
'archive'></td><td>Review archived information</td>";
echo "</tr></table><p>";
echo "<input type = 'hidden' name = 'loginid' value = $loginid>";

echo "<input type = 'hidden' name = 'psword' value = $psword>";
echo "<INPUT TYPE='SUBMIT' Value='Submit'>";

echo "</CENTER></FORM></body></html>";
?>
```

Archive_display.php

```
<?php
$link = mysql_connect ("localhost", $loginid, $psword)
        or die ("Could not connect with the username/password you
entered!");
$success = mysql_select_db('mlapke');

echo "<html><head><title>Archive Search Results</title></head><body>";
echo "<center><h1>Archive Search Results</h1></center><p>";

$good_flag = 0;
if($r1 == "teacher")
    if($teacherid == NULL)
        echo "<p>You must enter a value for the teacher ID if you
selected teacher search.<P>";
    else {
        $check = is_numeric($teacherid);
        if($check != 1)
            echo "You must enter a numeric Teacher ID.<P>";
        else {
            $result = mysql_query("select * from archive where
teacherid = $teacherid");
            $good_flag = 1;
        }
    }
else if($r1 == "student")
    if($studentid == NULL)
        echo "<p>You must enter a value for the student ID if you
selected student search.<P>";
    else {
        $check = is_numeric($studentid);
        if($check != 1)
            echo "You must enter a numeric Student ID.<P>";
        else {
            $result = mysql_query("select * from archive where
studentid = $studentid");
            $good_flag = 1;
        }
    }
else if($r1 == "year")
    if($year == NULL)
        echo "<p>You must enter a value for the year if you selected
year search.<P>";
    else {
        $check = is_numeric($year);
        if($check != 1)
            echo "You must enter a numeric year.<P>";
        else {
            $result = mysql_query("select * from archive where yearid
= '$year'");
            $good_flag = 1;
        }
    }
}
```

```

    }

if($good_flag == 1) {
    $num_rows = mysql_num_rows($result);

    if($num_rows == 0) {
        echo "No records in the archive table match your search request.
Click the ";
        echo "<i>Archive Menu</i> button below to go back and try another
search.<P>";
    }
    else {
        echo "The following records in the archive table match your search
request...";
        echo "<P><table border = 1><tr><th>Teacher ID</th><th>Student
ID</th><th>Term</th>";
        echo "<th>Year</th><th>Period</th><th>Test Wgt</th><th>Test
Avg</th><th>";
        echo "HW Wgt</th><th>HW Avg</th><th>Quiz Wgt</th><th>Quiz
Avg</th><th>CW Wgt";
        echo "</th><th>CW Avg</th><th>Journal Wgt</th><th>Journal
Avg</th><th>";
        echo "Conduct Wgt</th><th>Conduct Avg</th><th>GroupWk
Wgt</th><th>GroupWk Avg";
        echo "</th><th>Project Wgt</th><th>Project Avg</th><th>Final
Grade</th></tr>";
        $i = 0;
        while($i < $num_rows) {
            $row = mysql_fetch_array($result);
            echo "<tr><td>$row[0]</td><td>$row[1]</td><td>$row[2]</td>";
            echo
"<td>$row[3]</td><td>$row[4]</td><td>$row[5]</td><td>$row[6]</td><td>";
            echo
"$row[7]</td><td>$row[8]</td><td>$row[9]</td><td>$row[10]</td><td>$row[
11]";
            echo
"</td><td>$row[12]</td><td>$row[13]</td><td>$row[14]</td><td>";
            echo
"$row[15]</td><td>$row[16]</td><td>$row[17]</td><td>$row[18]";
            echo
"</td><td>$row[19]</td><td>$row[20]</td><td>$row[21]</td></tr>";
            $i++;
        }
        echo "</table><p>";
    }
}

mysql_close ($link);

echo "</CENTER></FORM></body></html>";

//Navigational Buttons
echo "<hr><p><center><table><tr><td>";
echo "<FORM METHOD='POST' ACTION='adminmain.php'>";
echo "<input type = 'hidden' name = 'loginid' value = $loginid>";
echo "<input type = 'hidden' name = 'psword' value = $psword>";

```

```
echo "<INPUT TYPE='SUBMIT' Value='Main Menu'>";
echo "</form></td><td>";
echo "<FORM METHOD='POST' ACTION='adminchoice.php'>";
echo "<input type = 'hidden' name = 'loginid' value = $loginid>";
echo "<input type = 'hidden' name = 'psword' value = $psword>";
echo "<input type = 'hidden' name = 'r1' value = 'archive'>";
echo "<INPUT TYPE='SUBMIT' Value='Archive Menu'>";
echo "</form></td></tr></table>";

?>
```


Deletestudent.php

```
<?php

echo "<center><h1>Prototype</h1><p><h3>Student Deleted
Notice</h3><p></center>";
$link = mysql_connect ("localhost", $loginid, $psword)
    or die ("Could not connect with the username/password you
entered!");
$success = mysql_select_db('mlapke');

$result = mysql_query("DELETE FROM student where studentid =
$studselect")
    or die ("Could not Delete student. Check with Database
Administrator");

echo "The student with the ID " . $studselect . " was deleted from the
database. <br>";
echo "A cascading delete was enacted which removed all the grading
information <br>";
echo "for this student from all of his or her respective teacher's
grades. Any <br> ";
echo "information contained in archival records has been
maintained.<p>";

mysql_close ($link);

echo "<hr><p><center><table><tr><td>";
echo "<FORM METHOD='POST' ACTION='adminmain.php'>";
echo "<input type = 'hidden' name = 'loginid' value = $loginid>";
echo "<input type = 'hidden' name = 'psword' value = $psword>";
echo "<INPUT TYPE='SUBMIT' Value='Main Menu'>";
echo "</form></td><td>";
echo "<FORM METHOD='POST' ACTION='adminchoice.php'>";
echo "<input type = 'hidden' name = 'loginid' value = $loginid>";
echo "<input type = 'hidden' name = 'r1' value = 'student'>";
echo "<input type = 'hidden' name = 'psword' value = $psword>";
echo "<INPUT TYPE='SUBMIT' Value='Student Menu'>";
echo "</form></td><td>";
echo "<FORM METHOD='POST' ACTION='student_axn.php'>";
echo "<input type = 'hidden' name = 'loginid' value = $loginid>";
echo "<input type = 'hidden' name = 'psword' value = $psword>";
echo "<input type = 'hidden' name = 'r2' value = 'delete'>";
echo "<INPUT TYPE='SUBMIT' Value='Delete
Page'></form></td></tr></table>";

?>
```

Deleteteacher.php

```
<?php

echo "<center><h1>Teacher Deleted Notice</h1><p></center>";
$link = mysql_connect ("localhost", $loginid, $psword)
    or die ("Could not connect with the username/password you
entered!");
$success = mysql_select_db('mlapke');

$result = mysql_query("select * from teacher where teacherid =
$teachselect");
$row = mysql_fetch_array($result);
$userid = $row[7];
$out[0] = $userid[0];
$out[1] = $userid[1];
$out[2] = $userid[2];
$out[3] = $userid[3];
$out[4] = $userid[4];
$out[5] = $userid[5];
$out[6] = $userid[6];
$out[7] = '_';
$out[8] = 'g';
$gradetable = implode("", $out);
$out[8] = 'd';
$desctable = implode("", $out);

$result = mysql_query("drop table if exists $gradetable");
$result = mysql_query("drop table if exists $desctable");

$result = mysql_query("DELETE FROM teacher where teacherid =
$teachselect")
    or die ("Could not Delete teacher. Check with Database
Administrator");
$result = mysql_query("delete from gradedesc where teacherid =
$teachselect")
    or die("Could not delete grade description of teacher. See DBA");

$result = mysql_query("revoke all on *.* from $userid@localhost");
$result = mysql_query("revoke all on *.* from $userid@'%'");

$result = mysql_query("select * from student where teacher1 =
$teachselect ||
    teacher2 = $teachselect || teacher3 = $teachselect ||
    teacher4 = $teachselect || teacher5 = $teachselect ||
    teacher6 = $teachselect || teacher7 = $teachselect");
$num_rows = mysql_num_rows($result);
$hold[0] = 't';
$hold[1] = 'e';
$hold[2] = 'a';
$hold[3] = 'c';
$hold[4] = 'h';
$hold[5] = 'e';
```

```

$hold[6] = 'r';

$i = 0;
while($i < $num_rows) {
    $row = mysql_fetch_array($result);
    $x = 4;
    while ($x < 11) {
        if($row[$x] == $teachselect) {
            $hold[7] = $x - 3;
            $colname = implode("", $hold);
            $result2 = mysql_query("update student set $colname = 0
where studentid = $row[0]");
        }
        $x++;
    }
    $i++;
}

echo "The teacher with the ID " . $teachselect . " was deleted from the
database. ";
echo "Their grade table and grade description tables were deleted.
Their overall ";
echo "grade description record was deleted from the overall grade
description table. ";
echo "Their personal information record was deleted from the teacher
table and finally, ";
echo "their user privileges with the system have been revoked. <br>";

mysql_close ($link);

echo "<hr><p><center><table><tr><td>";
echo "<FORM METHOD='POST' ACTION='adminmain.php'>";
echo "<input type = 'hidden' name = 'loginid' value = $loginid>";
echo "<input type = 'hidden' name = 'psword' value = $psword>";
echo "<INPUT TYPE='SUBMIT' Value='Main Menu'>";
echo "</form></td><td>";
echo "<FORM METHOD='POST' ACTION='adminchoice.php'>";
echo "<input type = 'hidden' name = 'loginid' value = $loginid>";
echo "<input type = 'hidden' name = 'r1' value = 'teacher'>";
echo "<input type = 'hidden' name = 'psword' value = $psword>";
echo "<INPUT TYPE='SUBMIT' Value='Teacher Menu'>";
echo "</form></td><td>";
echo "<FORM METHOD='POST' ACTION='teacher_axn.php'>";
echo "<input type = 'hidden' name = 'loginid' value = $loginid>";
echo "<input type = 'hidden' name = 'psword' value = $psword>";
echo "<input type = 'hidden' name = 'r2' value = 'delete'>";
echo "<INPUT TYPE='SUBMIT' Value='Delete
Page'></form></td></tr></table>";

?>

```

Finalupdate.php

```
<?php

echo "<center><p><h3>Update Notification</h3><p></center>";
$link = mysql_connect ("localhost", $loginid, $psword)
    or die ("Could not connect with the username/password you
entered!");
$success = mysql_select_db('mlapke');

$num_rows = 0;

if($teacherid != $oldid) {
    $result2 = mysql_query("Select * from teacher where teacherid =
$teacherid");
    $num_rows = mysql_num_rows($result2);
}

if($num_rows == 0) {
    $result = mysql_query("select * from teacher where teacherid =
$oldid");
    $row = mysql_fetch_array($result);
    $currentterm = $row[8];
    $result = mysql_query("DELETE FROM teacher where teacherid = $oldid")
    or die ("Could not find teacher. Check with Database
Administrator.");

    $result = mysql_query("INSERT INTO teacher VALUES($teacherid,
'$lastname', '$firstname', $gradelevel,
'$subject', $beguntermflag, $numperiods, '$userid', $currentterm)")
    or die ("Invalid Insert into teacher table. Check with Database
Administrator.");

    echo "The teacher has been updated with the new information. Be aware
that the teacher's ";
    echo "userid and table names have not changed even if the last or
first name have.<p>";
}
else {
    echo "<center><h3>The new teacher ID conflicts with an existing
teacher ID</h3><br>";
    echo "Click the 'Update Again' button below to try and update again
with a different ID<p>";
    echo "<FORM METHOD='POST' ACTION='updateteacher.php'>";
    echo "<input type = 'hidden' name = 'teachselect' value = $oldid>";
    echo "<input type = 'hidden' name = 'loginid' value = $loginid>";
    echo "<input type = 'hidden' name = 'psword' value = $psword>";
    echo "<INPUT TYPE='SUBMIT' Value='Update Again' size='30'></center>";
}
mysql_close ($link);

echo "<hr><p><center><table><tr><td>";
echo "<FORM METHOD='POST' ACTION='adminmain.php'>";
```

```

echo "<input type = 'hidden' name = 'loginid' value = $loginid>";
echo "<input type = 'hidden' name = 'psword' value = $psword>";
echo "<INPUT TYPE='SUBMIT' Value='Main Menu'>";
echo "</form></td><td>";
echo "<FORM METHOD='POST' ACTION='adminchoice.php'>";
echo "<input type = 'hidden' name = 'loginid' value = $loginid>";
echo "<input type = 'hidden' name = 'r1' value = 'teacher'>";
echo "<input type = 'hidden' name = 'psword' value = $psword>";
echo "<INPUT TYPE='SUBMIT' Value='Teacher Menu'>";
echo "</form></td><td>";
echo "<FORM METHOD='POST' ACTION='teacher_axn.php'>";
echo "<input type = 'hidden' name = 'loginid' value = $loginid>";
echo "<input type = 'hidden' name = 'psword' value = $psword>";
echo "<input type = 'hidden' name = 'r2' value = 'update'>";
echo "<INPUT TYPE='SUBMIT' Value='Update
Page'></form></td></tr></table>";

```

?>

Finalupdate.php

```
<?php

echo "<center><p><h3>Update Notification</h3><p></center>";
$link = mysql_connect ("localhost", $loginid, $psword)
    or die ("Could not connect with the username/password you
entered!");
$success = mysql_select_db('mlapke');

$num_rows = 0;

if($studentid != $oldid) {
    $result2 = mysql_query("Select * from student where studentid =
$studentid");
    $num_rows = mysql_num_rows($result2);
}

if($num_rows == 0) {

    $result = mysql_query("UPDATE student set studentid = $studentid,
lastname = '$lastname',
    firstname = '$firstname', prsnlinfo = '$persinfo', student_code
= '$passcode',
    student_pword = '$password' where studentid = $oldid")
    or die ("Invalid update to student table. Check with DBA.");

    echo "The student has been updated with the new information. <p>";
}
else {
    echo "<center><h3>The new student ID conflicts with an existing
student ID</h3><br>";
    echo "Click the 'Update Again' button below to try and update again
with a different ID<p>";
    echo "<FORM METHOD='POST' ACTION='updatestudent.php'>";
    echo "<input type = 'hidden' name = 'studselect' value = $oldid>";
    echo "<input type = 'hidden' name = 'loginid' value = $loginid>";
    echo "<input type = 'hidden' name = 'psword' value = $psword>";
    echo "<INPUT TYPE='SUBMIT' Value='Update Again' size='30'></center>";
}
mysql_close ($link);

echo "<hr><p><center><table><tr><td>";
echo "<FORM METHOD='POST' ACTION='adminmain.php'>";
echo "<input type = 'hidden' name = 'loginid' value = $loginid>";
echo "<input type = 'hidden' name = 'psword' value = $psword>";
echo "<INPUT TYPE='SUBMIT' Value='Main Menu'>";
echo "</form></td><td>";
echo "<FORM METHOD='POST' ACTION='adminchoice.php'>";
echo "<input type = 'hidden' name = 'loginid' value = $loginid>";
echo "<input type = 'hidden' name = 'r1' value = 'student'>";
echo "<input type = 'hidden' name = 'psword' value = $psword>";
echo "<INPUT TYPE='SUBMIT' Value='Student Menu'>";
echo "</form></td><td>";
```

```
echo "<FORM METHOD='POST' ACTION='student_axn.php'>";
echo "<input type = 'hidden' name = 'loginid' value = $loginid>";
echo "<input type = 'hidden' name = 'psword' value = $psword>";
echo "<input type = 'hidden' name = 'r2' value = 'update'>";
echo "<INPUT TYPE='SUBMIT' Value='Update
Page'></form></td></tr></table>";
```

?>

Login.php

```
<html><head><title>Prototype Administrator Login Page
Page</title></head><body><center><h1>PROTOTYPE</h1><p><h3>Administrator
Database Access Login Page</h3></center><p>

<center>
Please enter your database username and password...<p>
</center>

<FORM METHOD="POST" ACTION="adminmain.php">
<CENTER>

<TABLE BORDER="1" WIDTH="26%">

<TR>
  <TD><BIG>Login ID: </BIG></TD>
  <TD><INPUT TYPE="TEXT" NAME="loginid" size="18" checked></TD>
</TR>

<TR>
  <TD><BIG>Password: </BIG></TD>
  <TD><INPUT TYPE="PASSWORD" NAME="psword" size="18"></TD>
</TR>

</table>

<p>
<INPUT TYPE="SUBMIT" Value="Login"> <INPUT TYPE="RESET" Value="Clear">
</CENTER>

</FORM>
</body></html>
```


Selectstudent.php

```
<?php

if($upd_or_del == 'delete')
    echo "<center><h1>Student Select for Deletion</h1><p></center>";
else
    echo "<center><h1>Student Select for Update</h1><p></center>";
$link = mysql_connect ("localhost", $loginid, $psword)
    or die ("Could not connect with the username/password you
entered!");
$success = mysql_select_db('mlapke');

if($r1 == 'studid')
    $result = mysql_query("SELECT * FROM student where studentid =
    $studentid");
else
    $result = mysql_query("select * from student where lastname =
    '$lastname'");
$num_rows = mysql_num_rows($result);
if($num_rows == 0 || $num_rows < 0) {
    if($r1 == 'studid')
        echo "No student with the ID ". $studentid . " exists in the
        database.";
    else
        echo "No student with the last name ". $lastname . " exists in
        the database.>";
    echo "Return to the Delete Page by clicking 'Return to Delete'
    below.</h3><br>";
}
else {
    if($upd_or_del == 'delete') {
        echo "The following student(s) were found with your search criteria.
        ";
        echo "To delete a student, select the corresponding radio button
        followed ";
        echo "by clicking the 'Delete Student' button below. ";
        echo "Be aware that clicking that Delete button will <b>permanently
        remove this student ";
        echo "and remove his or her grade information</b> from any current
        teachers. <p><center>";
        echo "<FORM METHOD='POST' ACTION='deletestudent.php'>"; }
    else {
        echo "The following student(s) were found with your search criteria.
        ";
        echo "To update a student, select the corresponding radio button
        followed ";
        echo "by clicking the 'Update Student' button below. <p><center>";
        echo "<FORM METHOD='POST' ACTION='updatestudent.php'>"; }

    echo "<table border = 2><tr><th>Select</th><th>Student
    ID</th><th>Last Name </th><th>First Name</th>";
```

```

    echo "<th>Teacher 1</th><th>Teacher 2</th><th>Teacher
3</th><th>Teacher 4</th>";
    echo "<th>Teacher 5</th><th>Teacher 6</th><th>Teacher 7</th></tr>";
    $i = 0;
    while($i < $num_rows) {
        $row = mysql_fetch_array($result);
        if($i == 0)
            echo "<tr><td><input type = 'radio' name = 'studselect' value
= $row[0] checked></td>";
        else
            echo "<tr><td><input type = 'radio' name = 'studselect' value
= $row[0]></td>";
        echo
"<td>$row[0]</td><td>$row[1]</td><td>$row[2]</td><td>$row[4]</td><td>$r
ow[5]</td>";
        echo
"<td>$row[6]</td><td>$row[7]</td><td>$row[8]</td><td>$row[9]</td><td>$r
ow[10]</td></tr>";
        $i++;
    }
    echo "</table><p><br> <p>";
    echo "<input type = 'hidden' name = 'loginid' value = $loginid>";
    echo "<input type = 'hidden' name = 'psword' value = $psword>";
    if($upd_or_del == 'delete')
        echo "<INPUT TYPE='SUBMIT' Value='Delete Student'>";
    else
        echo "<INPUT TYPE='SUBMIT' Value='Update Student'>";
    echo "</form></center>";
}
mysql_close ($link);

echo "<hr><p><center><table><tr><td>";
echo "<FORM METHOD='POST' ACTION='adminmain.php'>";
echo "<input type = 'hidden' name = 'loginid' value = $loginid>";
echo "<input type = 'hidden' name = 'psword' value = $psword>";
echo "<INPUT TYPE='SUBMIT' Value='Main Menu'>";
echo "</form></td><td>";
echo "<FORM METHOD='POST' ACTION='adminchoice.php'>";
echo "<input type = 'hidden' name = 'loginid' value = $loginid>";
echo "<input type = 'hidden' name = 'r1' value = 'student'>";
echo "<input type = 'hidden' name = 'psword' value = $psword>";
echo "<INPUT TYPE='SUBMIT' Value='Student Menu'>";
echo "</form></td><td>";
echo "<center><FORM METHOD='POST' ACTION='student_axn.php'>";
echo "<input type = 'hidden' name = 'loginid' value = $loginid>";
echo "<input type = 'hidden' name = 'psword' value = $psword>";
if($upd_or_del == 'delete') {
    echo "<input type = 'hidden' name = 'r2' value = 'delete'>";
    echo "<INPUT TYPE='SUBMIT' Value='Delete Page'>"; }
else {
    echo "<input type = 'hidden' name = 'r2' value = 'update'>";
    echo "<INPUT TYPE='SUBMIT' Value='Update Page'>"; }
echo "</form></td></tr></table></center>";

?>

```

Selectteacher.php

```
<?php

if($upd_or_del == 'delete')
    echo "<center><h1>Teacher Select for Deletion</h1><p></center>";
else
    echo "<center><h1>Teacher Select for Update</h1><p></center>";
$link = mysql_connect ("localhost", $loginid, $psword)
    or die ("Could not connect with the username/password you
entered!");
$success = mysql_select_db('mlapke');

if($r1 == 'teacherid')
    $result = mysql_query("SELECT * FROM teacher where teacherid =
$teacherid");
else
    $result = mysql_query("select * from teacher where lastname =
'$lastname'");
$num_rows = mysql_num_rows($result);
if($num_rows == 0 || $num_rows < 0) {
    if($r1 == 'teacherid')
        echo "<h3>No teacher with the ID ". $teacherid . " exists in
the database.<br>";
    else
        echo "<h3>No teacher with the last name ". $lastname . " exists
in the database. <br>";
    echo "Return to the Delete Page by clicking 'Return to Delete'
below.</h3><br>";
}
else {
    if($upd_or_del == 'delete') {
        echo "The following teacher(s) were found with your search criteria.
";
        echo "To delete a teacher, select the corresponding radio button
followed ";
        echo "by clicking the 'Delete Teacher' button below. ";
        echo "Be aware that clicking that Delete button will <b>permanently
remove this teacher ";
        echo "and remove his or her grade information</b>. Any archive
records will be maintained.<p><center>";
        echo "<FORM METHOD='POST' ACTION='deleteteacher.php'>"; }
    else {
        echo "The following teacher(s) were found with your search criteria.
";
        echo "To update a teacher, select the corresponding radio button
followed ";
        echo "by clicking the 'Update Teacher' button below. <p><center>";
        echo "<FORM METHOD='POST' ACTION='updateteacher.php'>"; }

    echo "<table border = 2><tr><th>Select</th><th>Teacher
ID</th><th>Last Name </th><th>First Name</th></tr>";
    $i = 0;
    while($i < $num_rows) {
```

```

    $row = mysql_fetch_array($result);
    if($i == 0)
        echo "<tr><td><input type = 'radio' name = 'teachselect' value
= $row[0] checked></td>";
    else
        echo "<tr><td><input type = 'radio' name = 'teachselect' value
= $row[0]></td>";
    echo "<td>$row[0]</td><td>$row[1]</td><td>$row[2]</tr>";
    $i++;
}
echo "</table><p><br> <p>";
echo "<input type = 'hidden' name = 'loginid' value = $loginid>";
echo "<input type = 'hidden' name = 'psword' value = $psword>";
if($upd_or_del == 'delete')
    echo "<INPUT TYPE='SUBMIT' Value='Delete Teacher'>";
else
    echo "<INPUT TYPE='SUBMIT' Value='Update Teacher'>";

echo "</form></center>";

}

mysql_close ($link);

echo "<hr><p><center><table><tr><td>";
echo "<FORM METHOD='POST' ACTION='adminmain.php'>";
echo "<input type = 'hidden' name = 'loginid' value = $loginid>";
echo "<input type = 'hidden' name = 'psword' value = $psword>";
echo "<INPUT TYPE='SUBMIT' Value='Main Menu'>";
echo "</form></td><td>";
echo "<FORM METHOD='POST' ACTION='adminchoice.php'>";
echo "<input type = 'hidden' name = 'loginid' value = $loginid>";
echo "<input type = 'hidden' name = 'r1' value = 'teacher'>";
echo "<input type = 'hidden' name = 'psword' value = $psword>";
echo "<INPUT TYPE='SUBMIT' Value='Teacher Menu'>";
echo "</form></td><td>";
echo "<center><FORM METHOD='POST' ACTION='teacher_axn.php'>";
echo "<input type = 'hidden' name = 'loginid' value = $loginid>";
echo "<input type = 'hidden' name = 'psword' value = $psword>";
if($upd_or_del == 'delete') {
    echo "<input type = 'hidden' name = 'r2' value = 'delete'>";
    echo "<INPUT TYPE='SUBMIT' Value='Delete Page'>"; }
else {
    echo "<input type = 'hidden' name = 'r2' value = 'update'>";
    echo "<INPUT TYPE='SUBMIT' Value='Update Page'>"; }
echo "</form></td></tr></table></center>";

?>

```

Student_axn.php

```
<?php
if($r2 == "add") {
    echo "<html><head><title>Add New Student</title></head><body>";
    echo "<p><h1>Add New Student</h1><p>";
    echo "<form method = 'post' action='addstudent.php'>";
    echo "<CENTER><table width = 60% border = '1'><tr>";
    echo "<td width = 20%>Student ID: </td>";
    echo "<td><INPUT TYPE='text' NAME='studentid' size = '11' maxlength =
11 value = $stid></td></tr><tr>";
    echo "<td width = 20%>Last Name: </td>";
    echo "<td><INPUT TYPE='text' NAME='lastname' size = '50' maxlength =
'50' value = $lname></td></tr><tr>";
    echo "<td width = 20%>First Name: </td>";
    echo "<td><INPUT TYPE='text' NAME='firstname' size = '50' maxlength
='50' value = $fname></td></tr><tr>";
    echo "<td width = 20%>Personal Info: </td>";
    echo "<td><input type='text' name='persinfo' size = '50'
maxlength='250' value = $pinfo> </td></tr><tr>";
    echo "<td width = 20%>Student Passcode: </td>";
    echo "<td><input type='text' name='passcode' size = '15'
maxlength='15' value = $passcode> </td></tr><tr>";
    echo "<td width = 20%>Student Password: </td>";
    echo "<td><input type='text' name='password' size = '15'
maxlength='15' value = $password> </td>";

    echo "</tr></table><p>";
    echo "<input type = 'hidden' name = 'loginid' value = $loginid>";

    echo "<input type = 'hidden' name = 'identifier' value = 'admin'>";
    echo "<input type = 'hidden' name = 'psword' value = $psword>";
    echo "<INPUT TYPE='SUBMIT' Value='Submit'><INPUT TYPE='RESET'
Value='Clear'>";

    echo "</CENTER></FORM></body></html>";
}
else if($r2 == "listall") {
    echo "<p><center><table><tr><td>";
    echo "<FORM METHOD='POST' ACTION='adminmain.php'>";
    echo "<input type = 'hidden' name = 'loginid' value = $loginid>";
    echo "<input type = 'hidden' name = 'psword' value = $psword>";
    echo "<INPUT TYPE='SUBMIT' Value='Main Menu'>";
    echo "</form></td><td>";
    echo "<FORM METHOD='POST' ACTION='adminchoice.php'>";
    echo "<input type = 'hidden' name = 'loginid' value = $loginid>";
    echo "<input type = 'hidden' name = 'psword' value = $psword>";
    echo "<input type = 'hidden' name = 'r1' value = 'student'>";
    echo "<INPUT TYPE='SUBMIT' Value='Student
Menu'></form></td></tr></table>";

    echo "<html><head><title>All Current
Students</title></head><body><center>";
    echo "<p><h1>List of all Students in the Database...</h1><p>";
```

```

$link = mysql_connect ("localhost", $loginid, $psword)
    or die ("Could not connect with the username/password you
entered!");
$success = mysql_select_db('mlapke');

$result = mysql_query("select * from student");
$num_rows = mysql_num_rows($result);

echo "<table border = 2><tr><th>Student ID</th><th>Last Name
</th><th>First Name</th>";
echo "<th>Teacher 1</th><th>Teacher 2</th><th>Teacher
3</th><th>Teacher 4</th>";
echo "<th>Teacher 5</th><th>Teacher 6</th><th>Teacher
7</th><th>Passcode</th><th>Password</th></tr>";
$i = 0;
while($i < $num_rows) {
    $row = mysql_fetch_array($result);
    echo
"<td>$row[0]</td><td>$row[1]</td><td>$row[2]</td><td>$row[4]</td><td>$r
ow[5]</td>";
    echo
"<td>$row[6]</td><td>$row[7]</td><td>$row[8]</td><td>$row[9]</td><td>$r
ow[10]</td>";
    echo "<td>$row[11]</td><td>$row[12]</td></tr>";
    $i++;
}
echo "</table><p><br> <p></center>";
}
else {
    echo "<center>";
    if($r2 == "delete") {
        echo "<html><head><title>Delete Current
Student</title></head><body>";
        echo "<p><h1>Delete Current Student</h1><p>"; }
    else {
        echo "<html><head><title>Update Current
Student</title></head><body>";
        echo "<p><h1>Update Current Student</h1><p>"; }
    echo "Enter either the student's last name OR the student's ID to
search for that student.";
    echo "<form method = 'post' action='selectstudent.php'>";
    echo "<table width=60% border=1><tr>";
    echo "<td width=5%><INPUT TYPE='radio' NAME='r1' value = 'studid'
checked></td><td>Student ID: </td>";
    echo "<td><INPUT TYPE='text' NAME='studentid' size = '11' maxlength =
'11'></td></tr><tr>";
    echo "<td width=5%><INPUT TYPE='radio' NAME='r1' value =
'studname'></td><td>Student Last Name: </td>";
    echo "<td><INPUT TYPE='text' NAME='lastname' size = '50' maxlength =
'50'></td>";
    echo "</tr></table><p>";
    echo "<input type = 'hidden' name = 'loginid' value = $loginid>";

    echo "<input type = 'hidden' name = 'psword' value = $psword>";
    echo "<input type = 'hidden' name = 'upd_or_del' value = $r2>";

```

```

    echo "<INPUT TYPE='SUBMIT' Value='Submit'><INPUT TYPE='RESET'
Value='Clear'>";

    echo "</CENTER></FORM></body></html>";
}

echo "<hr><p><center><table><tr><td>";
echo "<FORM METHOD='POST' ACTION='adminmain.php'>";
echo "<input type = 'hidden' name = 'loginid' value = \$loginid>";
echo "<input type = 'hidden' name = 'psword' value = \$psword>";
echo "<INPUT TYPE='SUBMIT' Value='Main Menu'>";
echo "</form></td><td>";
echo "<FORM METHOD='POST' ACTION='adminchoice.php'>";
echo "<input type = 'hidden' name = 'loginid' value = \$loginid>";
echo "<input type = 'hidden' name = 'psword' value = \$psword>";
echo "<input type = 'hidden' name = 'r1' value = 'student'>";
echo "<INPUT TYPE='SUBMIT' Value='Student
Menu'></form></td></tr></table>";
?>

```

Teacher_axn.php

```
<?php
if($r2 == "add") {
    echo "<html><head><title>Add New Teacher</title></head><body>";
    echo "<center>";
    echo "<p><h1>Add New Teacher</h1><p>";
    echo "<form method = 'post' action='addteacher.php'>";
    echo "<CENTER><table width = 60% border = '1'><tr>";
    echo "<td width = 20%>Teacher ID: </td>";
    echo "<td><INPUT TYPE='text' NAME='teacherid' size = '11' maxlength =
11 value = \$bteacherid></td></tr><tr>";
    echo "<td>Last Name: </td>";
    echo "<td><INPUT TYPE='text' NAME='lastname' size = '50' maxlength =
'50' value = \$blastname></td></tr><tr>";
    echo "<td>First Name: </td>";
    echo "<td><INPUT TYPE='text' NAME='firstname' size = '50' maxlength
='50' value = \$bfirstname></td></tr><tr>";
    echo "<td>Grade Taught: </td>";
    echo "<td><input type='text' name='grade' size = '2' maxlength='2'
value = \$bgrade> </td></tr><tr>";
    echo "<td>Subject Taught: </td>";
    echo "<td><input type='text' name='subject' size = '20'
maxlength='20' value = \$bsubject> </td></tr><tr>";
    echo "<td>Teacher's new Password (enter twice): </td>";
    echo "<td><input type='password' name='password1' size = '9'
maxlength='9'> == ";
    echo "<input type='password' name='password2' size = '9'
maxlength='9'> </td></tr><tr>";

    echo "</tr></table><p>";
    echo "<input type = 'hidden' name = 'loginid' value = \$loginid>";
    echo "<input type = 'hidden' name = 'psword' value = \$psword>";
    echo "<INPUT TYPE='SUBMIT' Value='Submit'><INPUT TYPE='RESET'
Value='Clear'>";

    echo "</CENTER></FORM></body></html>";
}
else if($r2 == "listall") {
    echo "<p><center><table><tr><td>";
    echo "<FORM METHOD='POST' ACTION='adminmain.php'>";
    echo "<input type = 'hidden' name = 'loginid' value = \$loginid>";
    echo "<input type = 'hidden' name = 'psword' value = \$psword>";
    echo "<INPUT TYPE='SUBMIT' Value='Main Menu'>";
    echo "</form></td><td>";
    echo "<FORM METHOD='POST' ACTION='adminchoice.php'>";
    echo "<input type = 'hidden' name = 'loginid' value = \$loginid>";
    echo "<input type = 'hidden' name = 'psword' value = \$psword>";
    echo "<input type = 'hidden' name = 'r1' value = 'teacher'>";
    echo "<INPUT TYPE='SUBMIT' Value='Teacher
Menu'></form></td></tr></table>";

    echo "<html><head><title>All Current
Teachers</title></head><body><center>";
```



```

echo "<p><h1>List of all Teachers in the Database...</h1><p>";

$link = mysql_connect ("localhost", $loginid, $psword)
    or die ("Could not connect with the username/password you
entered!");
$success = mysql_select_db('mlapke');

$result = mysql_query("select * from teacher");
$num_rows = mysql_num_rows($result);

echo "<table border = 2><tr><th>Teacher ID</th><th>Last Name
</th><th>First Name</th>";
echo "<th>Grade Taught</th><th>Subject Taught</th></tr>";
$i = 0;
while($i < $num_rows) {
    $row = mysql_fetch_array($result);
    echo
"<td>$row[0]</td><td>$row[1]</td><td>$row[2]</td><td>$row[3]</td><td>$r
ow[4]</td></tr>";
    $i++;
}
echo "</table><p><br> <p></center>";
}
else {
    echo "<center>";
    if($r2 == "delete") {
        echo "<html><head><title>Delete Current
Teacher</title></head><body>";
        echo "<p><h1>Delete Current Teacher</h1><p>"; }
    else {
        echo "<html><head><title>Update Current
Teacher</title></head><body>";
        echo "<p><h1>Update Current Teacher</h1><p>"; }
    echo "Enter either the teachers's last name OR the teacher's ID to
search for that teacher.";
    echo "<form method = 'post' action='selectteacher.php'>";
    echo "<table width=60% border=1><tr>";
    echo "<td width=5%><INPUT TYPE='radio' NAME='r1' value = 'teacherid'
checked></td><td>Teacher ID: </td>";
    echo "<td><INPUT TYPE='text' NAME='teacherid' size = '11' maxlength =
'11'></td></tr><tr>";
    echo "<td width=5%><INPUT TYPE='radio' NAME='r1' value =
'lastname'></td><td>Teacher Last Name: </td>";
    echo "<td><INPUT TYPE='text' NAME='lastname' size = '50' maxlength =
'50'></td>";
    echo "</tr></table><p>";
    echo "<input type = 'hidden' name = 'loginid' value = $loginid>";

    echo "<input type = 'hidden' name = 'psword' value = $psword>";
    echo "<input type = 'hidden' name = 'upd_or_del' value = $r2>";
    echo "<INPUT TYPE='SUBMIT' Value='Submit'><INPUT TYPE='RESET'
Value='Clear'>";

    echo "</CENTER></FORM></body></html>";
}

echo "<hr><p><center><table><tr><td>";

```

```
echo "<FORM METHOD='POST' ACTION='adminmain.php'>";
echo "<input type = 'hidden' name = 'loginid' value = $loginid>";
echo "<input type = 'hidden' name = 'psword' value = $psword>";
echo "<INPUT TYPE='SUBMIT' Value='Main Menu'>";
echo "</form></td><td>";
echo "<FORM METHOD='POST' ACTION='adminchoice.php'>";
echo "<input type = 'hidden' name = 'loginid' value = $loginid>";
echo "<input type = 'hidden' name = 'psword' value = $psword>";
echo "<input type = 'hidden' name = 'r1' value = 'teacher'>";
echo "<INPUT TYPE='SUBMIT' Value='Teacher
Menu'></form></td></tr></table>";
?>
```

Updatestudent.php

```
<?php

echo "<center><h3>Update Student Data Entry</h3><p></center>";
$link = mysql_connect ("localhost", $loginid, $psword)
    or die ("Could not connect with the username/password you
entered!");
$success = mysql_select_db('mlapke');

$result = mysql_query("SELECT * FROM student where studentid =
$studselect")
    or die ("Could not find student. Check with Database
Administrator");

$row = mysql_fetch_array($result);

echo "Change any of the following attributes and click 'Done' when you
are finished. <p>";

echo "<form method = 'post' action = 'finalupdate.php'>";
echo "<CENTER><table width = 60% border = '1'><tr>";
echo "<td width = 20%>Student ID: </td>";
echo "<td><INPUT TYPE='text' NAME='studentid' size = '11' maxlength =
11 value = '$row[0]'></td></tr><tr>";
echo "<td width = 20%>Last Name: </td>";
echo "<td><INPUT TYPE='text' NAME='lastname' size = '50' maxlength =
'50' value = '$row[1]'></td></tr><tr>";
echo "<td width = 20%>First Name: </td>";
echo "<td><INPUT TYPE='text' NAME='firstname' size = '50' maxlength
='50' value = '$row[2]'></td></tr><tr>";
echo "<td width = 20%>Personal Info: </td>";
echo "<td><input type = 'text' name = 'persinfo' size=50,5 maxlength =
'255' value = '$row[3]'></td></tr><tr>";
echo "<td width = 20%>Student Passcode: </td>";
echo "<td><input type='text' name='passcode' size = '15' maxlength='15'
value = $row[11]> </td></tr><tr>";
echo "<td width = 20%>Student Password: </td>";
echo "<td><input type='text' name='password' size = '15' maxlength='15'
value = $row[12]> </td>";

echo "</tr></table><p>";

mysql_close ($link);

echo "<input type = 'hidden' name = 'loginid' value = $loginid>";
echo "<input type = 'hidden' name = 'oldid' value = $row[0]>";
echo "<input type = 'hidden' name = 'psword' value = $psword>";
echo "<input type = 'submit' value = 'Done'>";
echo "<input type = 'reset' value = 'Reset'></center></form>";

echo "<hr><p><center><table><tr><td>";
```

```

echo "<FORM METHOD='POST' ACTION='adminmain.php'>";
echo "<input type = 'hidden' name = 'loginid' value = $loginid>";
echo "<input type = 'hidden' name = 'psword' value = $psword>";
echo "<INPUT TYPE='SUBMIT' Value='Main Menu'>";
echo "</form></td><td>";
echo "<FORM METHOD='POST' ACTION='adminchoice.php'>";
echo "<input type = 'hidden' name = 'loginid' value = $loginid>";
echo "<input type = 'hidden' name = 'r1' value = 'student'>";
echo "<input type = 'hidden' name = 'psword' value = $psword>";
echo "<INPUT TYPE='SUBMIT' Value='Student Menu'>";
echo "</form></td><td>";
echo "<FORM METHOD='POST' ACTION='student_axn.php'>";
echo "<input type = 'hidden' name = 'loginid' value = $loginid>";
echo "<input type = 'hidden' name = 'psword' value = $psword>";
echo "<input type = 'hidden' name = 'r2' value = 'update'>";
echo "<INPUT TYPE='SUBMIT' Value= 'Update
Page'></form></td></tr></table>";

```

?>

Updateteacher.php

```
<?php

echo "<center><h3>Update Teacher Data Entry</h3><p></center>";
$link = mysql_connect ("localhost", $loginid, $psword)
    or die ("Could not connect with the username/password you
entered!");
$success = mysql_select_db('mlapke');

$result = mysql_query("SELECT * FROM teacher where teacherid =
$teachselect")
    or die ("Could not find teacher. Check with Database
Administrator");

$row = mysql_fetch_array($result);

echo "Change any of the following attributes and click 'Done' when you
are finished. <p>";

echo "<form method = 'post' action = 'finalupdate.php'>";
echo "<CENTER><table width = 60% border = '1'><tr>";
echo "<td width = 20%>Teacher ID: </td>";
echo "<td><INPUT TYPE='text' NAME='teacherid' size = '11' maxlength =
11 value = '$row[0]'></td></tr><tr>";
echo "<td width = 20%>Last Name: </td>";
echo "<td><INPUT TYPE='text' NAME='lastname' size = '50' maxlength =
'50' value = '$row[1]'></td></tr><tr>";
echo "<td width = 20%>First Name: </td>";
echo "<td><INPUT TYPE='text' NAME='firstname' size = '50' maxlength
='50' value = '$row[2]'></td></tr><tr>";
echo "<td width = 20%>Grade Level: </td>";
echo "<td><input type = 'text' name = 'gradelevel' size='2' maxlength =
'2' value = '$row[3]'></TEXTAREA> </td>";
echo "</tr><tr><td width = 20%>Subject Taught: </td>";
echo "<td><input type = 'text' name = 'subject' size='20' maxlength =
'20' value = '$row[4]'></TEXTAREA> </td>";

echo "</tr></table><p>";

mysql_close ($link);

echo "<input type = 'hidden' name = 'loginid' value = $loginid>";
echo "<input type = 'hidden' name = 'oldid' value = $row[0]>";
echo "<input type = 'hidden' name = 'beguntermflag' value = $row[5]>";
echo "<input type = 'hidden' name = 'numperiods' value = $row[6]>";
echo "<input type = 'hidden' name = 'userid' value = $row[7]>";
echo "<input type = 'hidden' name = 'psword' value = $psword>";
echo "<input type = 'submit' value = 'Done'>";
echo "<input type = 'reset' value = 'Reset'></center></form>";

echo "<hr><p><center><table><tr><td>";
```

```

echo "<FORM METHOD='POST' ACTION='adminmain.php'>";
echo "<input type = 'hidden' name = 'loginid' value = $loginid>";
echo "<input type = 'hidden' name = 'psword' value = $psword>";
echo "<INPUT TYPE='SUBMIT' Value='Main Menu'>";
echo "</form></td><td>";
echo "<FORM METHOD='POST' ACTION='adminchoice.php'>";
echo "<input type = 'hidden' name = 'loginid' value = $loginid>";
echo "<input type = 'hidden' name = 'r1' value = 'teacher'>";
echo "<input type = 'hidden' name = 'psword' value = $psword>";
echo "<INPUT TYPE='SUBMIT' Value='Teacher Menu'>";
echo "</form></td><td>";
echo "<FORM METHOD='POST' ACTION='teacher_axn.php'>";
echo "<input type = 'hidden' name = 'loginid' value = $loginid>";
echo "<input type = 'hidden' name = 'psword' value = $psword>";
echo "<input type = 'hidden' name = 'r2' value = 'update'>";
echo "<INPUT TYPE='SUBMIT' Value= 'Update
Page'></form></td></tr></table>";

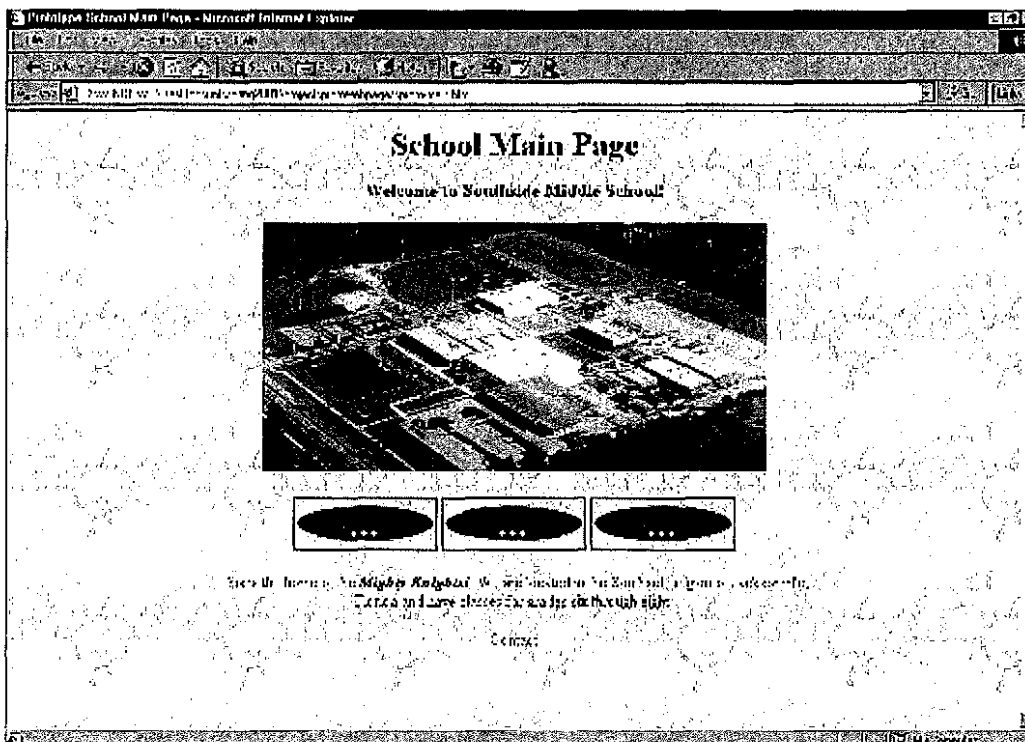
```

?>

APPENDIX B HTML CODE LISTING & SCREENSHOT

```
<html>
<head><title>Prototype School Main Page</title></head>
<body background="background.gif" link = white vlink = white>
<center><h1>School Main Page</h1>
<h3>Welcome to Southside Middle School!</h3>
<table><tr><td></td></tr>
</table><p><table><tr>
<td> <a href="teachers/login.php"><img src=
"teacher.gif"></td></a>
<td><a href="parents/login.php"><img src=
"parent.gif"></td></a>
<td><a href="admins/login.php"><img src=
"admin.gif"></td></tr></a></tr></table>
<p>
This is the home of the <b><i>Mighty Knights!</i></b>. We
are located in the Southside region of Jacksonville,<br> Florida
and have classes for grades six through eight.

</body>
</html>
```



APPENDIX C SQL SCRIPT CODE FOR INITIAL TABLES

```
use mlapke;
```

```
drop table if exists teacher;  
drop table if exists student;  
drop table if exists archive;  
drop table if exists gradedesc;
```

```
CREATE TABLE teacher (teacherid int not null, lastname  
char(50), firstname char(50), gradelevel int(2), subject  
char(20), beguntermflag int(1), numperiods int(1), userid  
char(8), currentterm int(1), primary key (teacherid));
```

```
CREATE TABLE student (studentid int not null, lastname  
char(50), firstname char(50), prsnlinfo char(255), teacher1  
int, teacher2 int, teacher3 int, teacher4 int, teacher5  
int, teacher6 int, teacher7 int, student_code char(6),  
primary key (studentid));
```

```
CREATE TABLE archive (teacherid int(11) not null, studentid  
int(11) not null, termid int(1) not null, year char(4) not  
null, period int(1) not null, testwgt int(3) not null,  
testavg float not null, hwwgt int(3) not null, hwavg float  
not null, cwwgt int(3) not null, cwavg float not null,  
projwgt int(3) not null, projavg float not null, journwgt  
int(3) not null, journavg float not null, conductwgt  
int(3) not null, conductavg float not null, quizwgt int(3)  
not null, quizavg float not null, gwwgt int(3) not null,  
gwavg float not null, finalavg float not null, atndrec  
char(180), primary key (teacherid));
```

```
CREATE TABLE gradedesc (teacherid int(11) not null, testnum  
int(3) not null, testwgt int(3) not null, hwnum int(3) not  
null, hwwgt int(3) not null, cwnum int(3) not null, cwwgt  
int(3) not null, projnum int(3) not null, projwgt int(3)  
not null, journnum int(3) not null, journwgt int(3) not  
null, conductnum int(3) not null, conductwgt int(3) not  
null, quiznum int(3) not null, quizwgt int(3) not null,  
gwnum int(3) not null, gwwgt int(3) not null,  
termid int(1) not null, primary key (teacherid));
```


APPENDIX D REQUIRED WEB SERVER DOCUMENTS

.htaccess File for Administrator Section

```
AuthName Test
AuthType Basic
AuthUserFile /home/mlapke/pwords/mypass
require valid-user
```

.htaccess File for Teacher Section

```
AuthName Test
AuthType Basic
AuthUserFile /home/mlapke/pwords/parentpass
require valid-user
```

.htaccess File for Parent Section

```
AuthName Test
AuthType Basic
AuthUserFile /home/mlapke/pwords/teachpass
require valid-user
```

mypass

```
admin:lrC9.BEmilKSs
```

parentpass

```
parent1:5/bGXjqHMkBi6
```

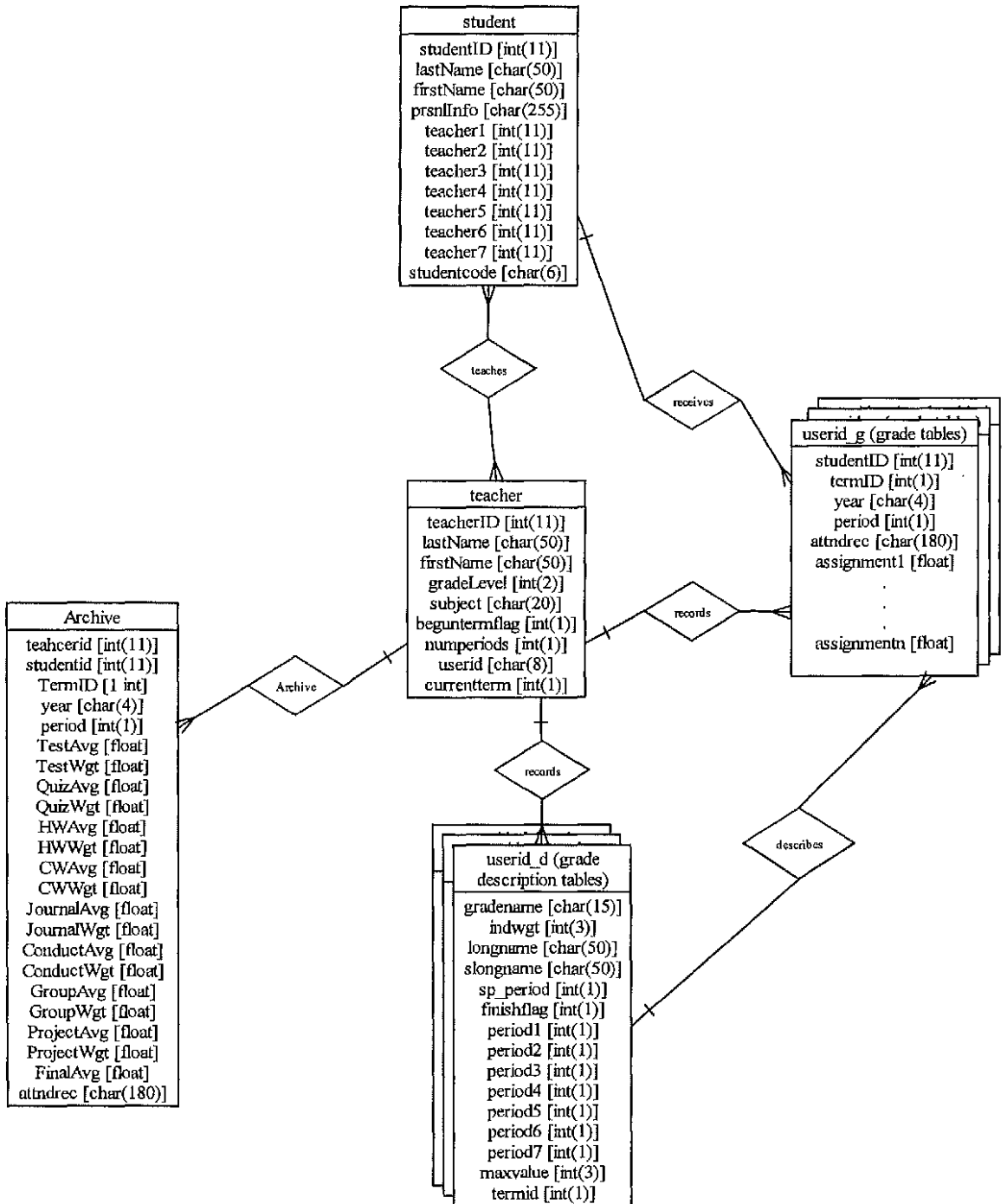
teachpass

```
teacher1:ffsdaapagjef6
```

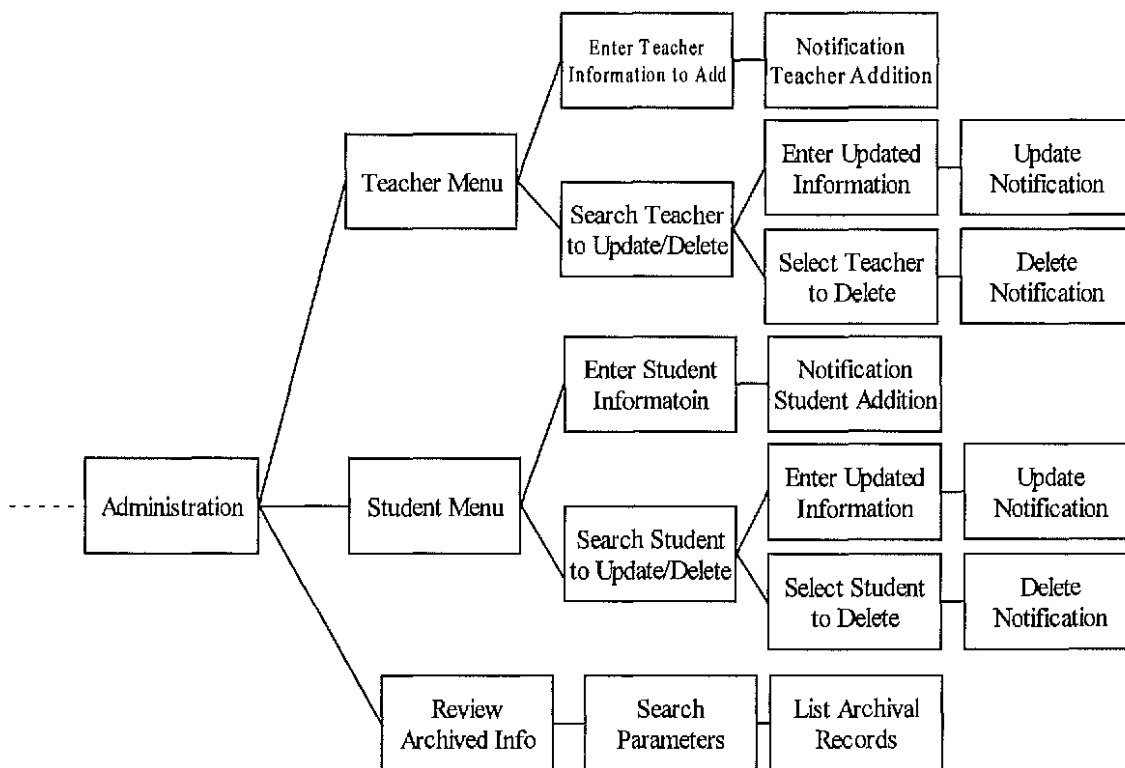
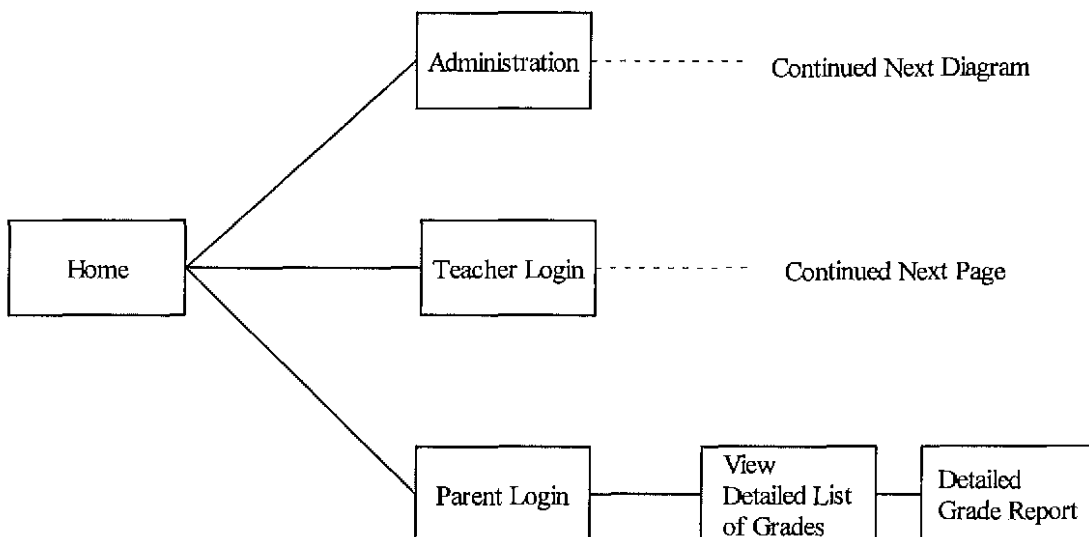
```
.
.
.
```

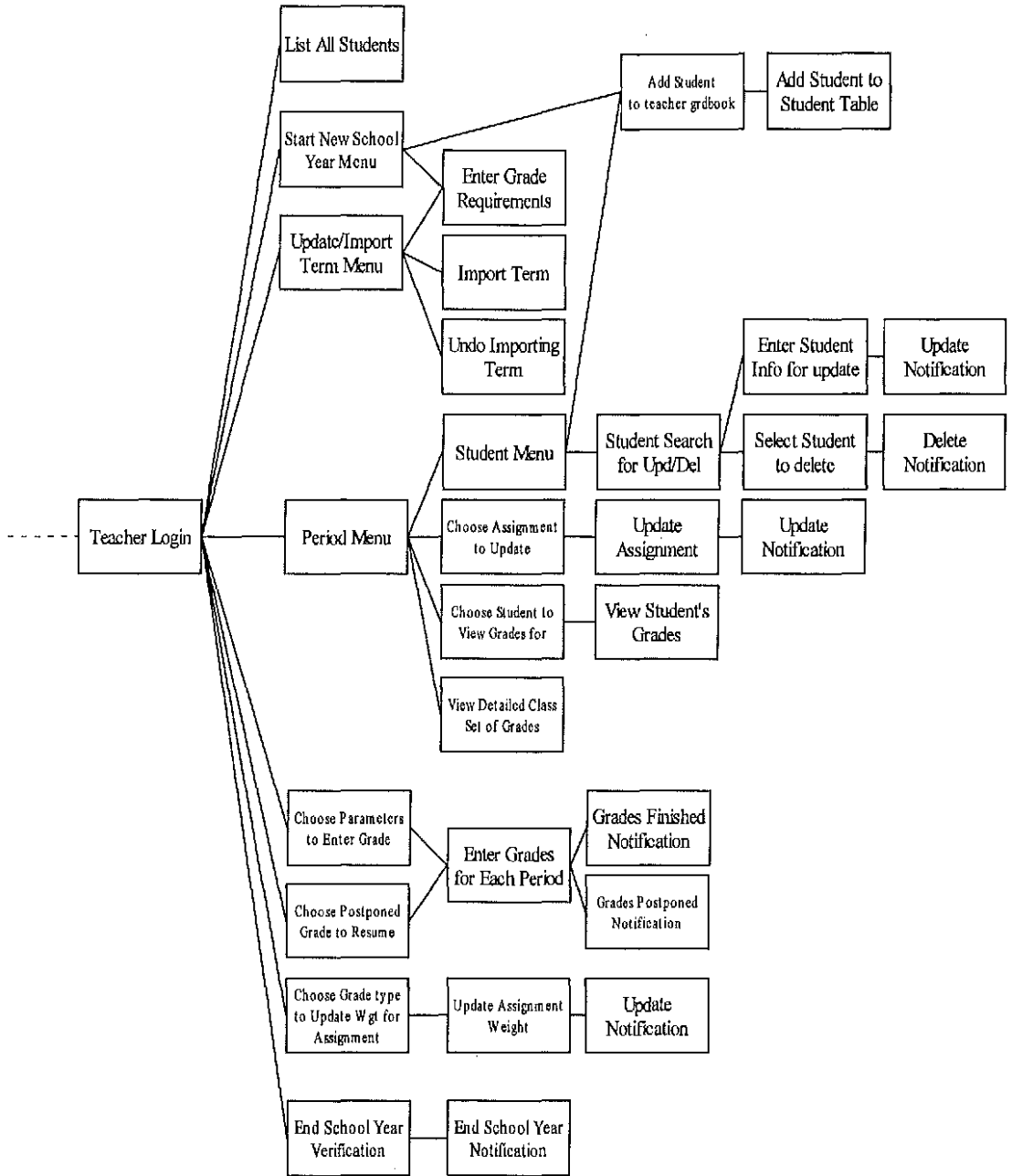
```
teahcern:llski9.9sskiugl
```

APPENDIX E ENTITY RELATIONSHIP DIAGRAM



APPENDIX F SCREEN HIERARCHY CHART





VITA

Michael Lapke has a Bachelor's Degree from the University of North Florida in Computer Information Systems. He received this degree in 1999 and expects to graduate with his Master's Degree in Computer and Information Sciences from the University of North Florida in April, 2001. Dr. Layne Wallace was Michael's Project Advisor. Michael is currently employed by the University of North Florida as a graduate teaching assistant and previously as an adjunct professor. This position was offered in conjunction with a Graduate Assistantship Scholarship. Prior to beginning his graduate work, Michael spent time as a programmer/analyst with Alltel Information Systems.

Michael has interests in a wide array of computer science related topics. On a general scale, he prefers taking proven methods and implementing them in places where they had not been before. More specifically, he has interests in the areas of image synthesis and systems administration. Michael has extensive programming experience in C, C++, PHP, and COBOL. Michael has been married for two years and his wife is a teacher as well.