

1992

Towards the Integration of Object-Oriented Constructs within Structured Query Language (SQL)

Paul Francis Rabuck
University of North Florida

Suggested Citation

Rabuck, Paul Francis, "Towards the Integration of Object-Oriented Constructs within Structured Query Language (SQL)" (1992).
UNF Graduate Theses and Dissertations. 226.
<https://digitalcommons.unf.edu/etd/226>

This Master's Thesis is brought to you for free and open access by the Student Scholarship at UNF Digital Commons. It has been accepted for inclusion in UNF Graduate Theses and Dissertations by an authorized administrator of UNF Digital Commons. For more information, please contact [Digital Projects](#).

© 1992 All Rights Reserved

TOWARDS THE INTEGRATION OF OBJECT-ORIENTED CONSTRUCTS
WITHIN STRUCTURED QUERY LANGUAGE (SQL)

by

Paul Francis Rabuck

A thesis submitted to the
College of Computing Sciences and Engineering
in partial fulfillment of the requirements for the degree
of

Master of Science in Computer and Information Sciences

UNIVERSITY OF NORTH FLORIDA
COLLEGE OF COMPUTING SCIENCES AND ENGINEERING

December, 1992

Copyright • 1992 by Paul Francis Rabuck

All rights reserved. Reproduction in whole or in part in any form requires the prior written permission of Paul Francis Rabuck or designated representative.

The thesis "Towards the Integration of Object-oriented Constructs Within the Structured Query Language (SQL)" submitted by Paul Francis Rabuck in partial fulfillment of the requirements for the degree of Master of Science in Computer and Information Sciences has been

Approved by the thesis committee:

Date

Signature Deleted

11/9/1992

Dr. Susan R. Wallace
Thesis Advisor and Committee Chairperson

Signature Deleted

11/9/92

Dr. Judith Solano

Signature Deleted

11/9/92

Dr. F. Layne Wallace

Accepted for the College of Computing Sciences and Engineering:

Signature Deleted

Dr. Robert F. Roggio
Dean of the College

Accepted for the University:

Signature Deleted

11/12/92

Dr. Charles Galloway
Dean of Graduate Studies

ACKNOWLEDGMENT

Special thanks go to my parents, Leo V. and Cecelia Rabuck, for their love and continuing support in this and all endeavors that I have pursued; and to the thesis committee, for their many hours of work on my behalf.

CONTENTS

List of Figures	vii
Abstract	viii
Chapter 1: Introduction	1
Chapter 2: The Project	5
2.1 Selecting a semantic data model	5
2.2 Selecting tools for development	8
2.3 Understanding OSAM*	10
Chapter 3: Designing the User Interface	15
3.1 OSAM* Concerns	15
3.2 SQL Concerns	18
Chapter 4: Implementing the OSAM* Designer	20
4.1 The Workspace: Showing the s-diagram ...	20
4.1.1 Representing OSAM* objects	22
4.2 Accommodating SQL in the prototype	35
4.2.1 Representing OSAM* attributes	36
4.3 Considerations for Microsoft Windows	47
4.4 Generating SQL from OSAM*	52
4.5 Results of the Project	56
Chapter 5: Future Areas of Study	59
5.1 Evaluation of Design Techniques	59
5.2 Improving the Graphical User Interface ..	60
5.3 Possible Enhancements to SQL	61
5.4 Other Issues	63
References	64

CONTENTS

Appendix A: OSAM* Designer Code Listing	66
Vita	200

FIGURES

Figure 1:	A Simple S-diagram	6
Figure 2:	Main Window	21
Figure 3:	Object Menu	22
Figure 4:	Create An Object Dialog	23
Figure 5:	Associate An Object Dialog	27
Figure 6:	Disassociate An Object Dialog	28
Figure 7:	Find An Object Dialog	30
Figure 8:	Workspace "Cells"	32
Figure 9:	Object Attributes Dialog	41
Figure 10:	Summary Attributes Dialog	44
Figure 11:	Object Rules Dialog	46
Figure 12:	File Menu	47
Figure 13:	Open File Common Dialog	48
Figure 14:	Edit Menu	48
Figure 15:	Help Menu	52
Figure 16:	Build SQL Dialog	53
Figure 17:	Microsoft Notepad w/ SQL File	56

ABSTRACT

This paper explores the possibility of coupling SQL with a semantic data model. For this study, the primary objective was to build a working prototype of a program that allows a database designer to define data objects and their respective interrelationships using the Object-oriented Semantic Association Model (OSAM*).

The prototype isolates from the designer the low level commands (i.e., CREATE TABLE, CREATE INDEX) which comprise the SQL data definition language (DDL). Once the objects are defined by the designer, the prototype generates the relational database table definitions without the designer having to directly use the SQL DDL.

Chapter 1

INTRODUCTION

Of the myriad of applications in which computers have been employed, perhaps none is so pervasive as the database. Since the advent of computers, an ever-growing body of work has been compiled with regard to database management in both industrial and academic circles. Not surprisingly, a considerable amount of controversy has never been far behind. Today, the whole question of current and future trends in database management is one that is hotly debated--particularly in the area of relational database technology.

The fundamental concepts of the relational model were first documented in the early 1970s [Codd70]. A few years later, the original Structured Query Language (SQL) was formally presented as a language for the defining and manipulating of a relational database [Cham74]. Since that time, SQL driven relational databases have evolved into a de facto standard and have been widely accepted in the industry. Even so, SQL driven databases have been heavily criticized for their inability to adequately represent more complex relationships [Codd79]. For this reason, other database methodologies continue to be researched.

One such methodology that is especially prominent in the literature is that of semantic data modelling. Semantic data modelling grew out of the need to more easily depict data abstractions that more closely resembled real world objects. The first published semantic model appeared in the mid-1970s [Abri74]. This and other early papers on the subject presented semantic models as strictly a high level tool for initial schema design, rather than as a full fledged database management system (DBMS). Some of these earlier models include the Entity-Relationship (ER) model [Chen76], the Functional Data Model (FDM) [Kers76], and the Semantic Database Model (SDM) [Hamm81]. Progressively, these semantic data models became more refined and the scope extended to incorporate a database structure. In recent years, a renewed interest in semantic data models has been kindled in part by the heightened industry awareness of object-oriented techniques. Modern semantic models, such as the Object-oriented Semantic Association Model (OSAM*) [Su88], and the IRIS model [Derr85], are testimony to this interest.

There is an immediate problem, however, with semantic models coupled with databases in that they are neither standard nor accepted within the industry. Most do make use of a DBMS that is relational, though these databases frequently exhibit nonstandard features. In addition, many of these model driven databases have their own special languages that

do not conform to the SQL standard. This lack of compatibility with what is now a standard will undoubtedly slow the acceptance of such models, however good, by industry.

This is not to say that the SQL driven relational database is the best way to accommodate objects and abstract data types. Rather it is to say that, for better or worse, SQL is a standard and will likely continue to be for quite some time. It may be that SQL just cannot be made to efficiently manage the complex objects that are addressed by these semantic data models. However, if some of the ideas that have been put forth in these semantic models can somehow be incorporated into SQL, the industry would be in a much better position to put to work the research that has been done thus far.

Curiously enough, there appears to be little in the way of literature that pursues the idea of taking SQL as it now stands and adding to it some object-oriented capabilities. With the notable exception of the IRIS model, no other major semantic data models even consider SQL a going concern, preferring instead to specify their own languages. What the literature does provide though, is a good solid framework upon which an object-oriented SQL extension can be built.

There is little doubt that the representing of objects within a SQL driven relational database will have its problems--primarily because relational databases were never designed with that in mind. In some instances, these object-oriented "extensions" may turn out to be very superficial changes to SQL. Nevertheless, the idea is well worth considering for the aforementioned reasons.

Chapter 2

THE PROJECT

For this study, the primary objective was to build a working prototype of a program that allows a database designer to define data objects and their respective interrelationships using a high level, object-oriented semantic model. For the purposes of this study, an object can be defined as follows:

Objects are abstract or atomic entities which correspond to things in the application environment being represented in the database, and may be at various levels of abstraction and of various modalities (media). [McLe91]

The prototype would seek to hide from the designer the low level commands (i.e., CREATE TABLE, CREATE INDEX) which comprise the SQL data definition language (DDL). Once the objects are defined by the user, the prototype would have the ability to generate the relational database table definitions without the designer having to directly use the SQL DDL.

2.1 Selecting a Semantic Data Model

Rather than define a semantic model expressly for this project, an existing semantic model--the Object-oriented Semantic Association Model (OSAM*)--was selected as the

basis for the prototype. OSAM* was selected because it is one of the foremost object-oriented models in the literature as well as one of the most accessible. The prototype encompasses only the fundamental principles of OSAM*, as laid out by Su [Su88]. These principles as they relate to the project are outlined briefly here:

As with many popular semantic models, OSAM* makes heavy use of graphical depictions of objects and their inter-relationships. In OSAM*, these depictions are referred to as semantic (S-)diagrams (see Figure 1) that consist of a series of nodes which are linked together by lines. Each node represents an object class.

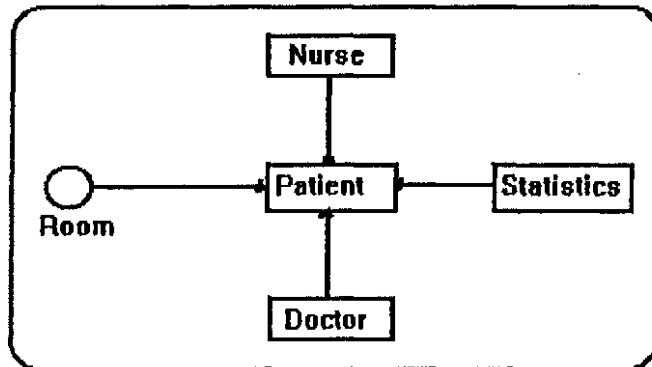


Figure 1: A Simple S-Diagram

In OSAM*, there are two major classes of objects, one of which is the domain (D-)class. According to Su:

A D-class specifies a domain of permissible values over which attributes of other classes can be defined. [Su88]

A D-class object can represent a kind of data type, such as a string, number, or boolean, or may represent an actual set of values. In the context of an S-diagram, domains are depicted as circles that may be connected to other objects which have attributes dependent upon that domain.

The other object class in OSAM* is the entity (E-)class of objects. According to Su:

An E-class represents a set of objects that correspond to entities in an application domain.
[Su88]

Every instance of an E-class is defined and identified by a set of attributes. These attributes, in turn, may be inherited by other E-classes, and mapped to values in a predefined D-class.

In addition to these two classes, there are five semantic associations for these object classes in OSAM* that are discussed in [Su88]. These five associations derive their definitions from the different interrelationships allowed among E-classes and D-classes and are represented within the S-diagram as the lines that link the nodes together.

From the start, the prototype was envisioned as providing a graphical representation of OSAM* objects based on the OSAM* S-diagram. Because of the emphasis on the graphical aspects of OSAM*, it seemed logical that the prototype would be most

effective if it were built to run within a graphical user interface (GUI). Here again, because the focus of the project was not the GUI itself, an existing GUI would be selected and the prototype built to run within it rather than building a GUI as part of the prototype. With ease of use in mind, the prototype would be made to work in a way that would be consistent with other programs that run under the GUI, adhering as much as possible to any existing standards within the GUI.

2.2 Selection of tools for development

In selecting the host GUI to be used in the project, the primary consideration was industry acceptance. Since the idea was to build a prototype with the industry in mind, the host GUI had to be something of an industry standard. The second major criterion was the physical availability of the GUI and the software required for applications development. In the end, the Microsoft® Windows™ 3.1 GUI (hereinafter referred to as "Windows") was chosen.

With respect to the developer tool to be used to build the prototype, ease of learning and ease of use were the two major criteria. As with any other GUI, Windows has its share of low level programming concerns such as memory allocation, resource compilation, and message handling which must ordinarily be addressed by a programmer using a

traditional language like C, or Pascal. Since these Windows specifics can be difficult to master, attention was focused on those packages which isolate the developer from the lower levels of Windows programming. Strongest consideration was given to those packages that offered an Integrated Development Environment (IDE) within Windows so that the user could actually develop, compile, run, and debug the code from within Windows. Of the packages that were evaluated, Gupta Technologies® SQLWindows™ package (hereinafter referred to as "SQLWindows") was finally selected. In addition to meeting the aforementioned requirements, the package also comes with a single user SQL database that runs under Windows, and an entire suite of SQL functions for accessing the database.

Of course, the very strength of SQLWindows would also prove to be its major weakness. Since the package does isolate you somewhat from the lower level Windows functions, it is not always easy to employ lower level Windows calls from within your code when you need them. Secondly, the product is meant to be used for designing database applications-- which this prototype is not. Specifically, it was noticed that the actual graphical capabilities afforded by the package were extremely limited. There are no SQLWindows functions for dynamically drawing lines, boxes, or circles on the basis of any kind of a coordinate system. The other major limitation was the lack of internal data structures

toward working with a SQL database, it is assumed that all complex data structures are somehow represented and managed within the database. Only the single dimensional array is native to SQLWindows. Advanced data structures such as multi-dimensional arrays, link lists, binary trees, and pointers are not supported. This fact was of much greater concern than the lack of graphical capability, because the primary focus of the prototype was not graphics--but affording a means of generating SQL from a semantic model depicted in part by graphics. If the intent was to build a commercially viable product, the typical abilities of panning, zooming, and printing graphics would have to be present; but for the purposes of the prototype, nominal graphics capabilities were required.

2.3 Understanding OSAM*

Once the development platform was determined, the underlying issues and design for the prototype could be finalized. The two most important considerations in designing an OSAM* based tool of this nature are: 1) how an OSAM* defined schema is to be translated into an SQL database, and 2) how this schema is to be presented to the end user.

With respect to the first item, it is submitted that the basic structures found in any given OSAM* schema can be represented in a SQL database using standard SQL tables and

views. Elements of OSAM* that cannot readily be accommodated by SQL can be captured by the prototype and, at the user's option, stored in a special SQL table as metadata to be referenced and updated by the programmer(s) throughout the development life cycle.

To better understand how these tables are derived, consider a typical OSAM* s-diagram. In OSAM*, there are two basic classes of objects that can be modeled. The first class is the Entity, or E-Class. Entities are represented in an s-diagram as a rectangle and can reference any other element within the OSAM* model as attributes of itself. The way a particular entity references another element is known as its semantic association. The five different semantic associations defined in OSAM* are generalization, aggregation, interaction, composition, and cross product which are denoted in an S-diagram by the letters G,A,I,C, and X respectively.

The other OSAM* class is the Domain, or D-Class. Domains are depicted in an s-diagram as a circle and may either be defined as simple or composite. Simple domains usually are defined in terms of elementary data types, such as DATE, INTEGER, or CHAR. They may consist of a finite set of values, or a range of values. They may not make reference to any other entities or domains defined in the model. Composite domains are defined in terms of other classes and

are usually composed of two or more simple domains, though other entities may also be referenced within the model.

Starting with the OSAM* s-diagram, the first step was to identify those aspects of OSAM* which either corresponded directly with existing SQL structures, or could be easily made to do so. In so doing, several less obvious structures within OSAM* were uncovered. Much of the semantic model lends itself very nicely to SQL with some minor modifications. The following represents a summary of the OSAM* structures, or objects, that are implemented in the prototype:

- Simple domains as defined in OSAM* are depicted in SQL as elementary data types. There is no good way to represent some of the OSAM* simple domain structures, such as the incorporation of functions (i.e. COMPUTE) or restrictions on number or date fields into a SQL data type, so these aspects of OSAM* were left as part of the SQL metadata structure.
- OSAM* composite domains are represented in SQL as a simple lookup table. By definition, a composite domain usually is a finite group of values with which other OSAM* objects may be associated. Domains can inherit attributes only from other domains. Objects associated

with composite domains inherit any attributes used to identify the domain as part of the object.

- OSAM* regular entities are represented in SQL as a regular data table, complete with indexes and primary keys. In OSAM*, regular entities can provide attributes to other regular entities with which they are associated. Domains may be inherited by regular entities.
- Composite entities are represented via SQL views. In OSAM*, a composite entity consists of summary attributes derived from a dynamic group of objects. Within OSAM*, composite entities may be nested to any level (a composite of multiple composite entities can be created), but within the prototype only one level of composites is permitted. Composite entities, by definition, are derived from the regular entities with which they are associated, and may have no attributes of their own.
- Like composite entities, cross product entities are defined via summary attributes from other objects, and also take the form of a SQL view. However, cross product entities may have attributes of their own which determine the means by which summary data is broken out. Cross product entities get their attributes from one or more predefined domains with which they are associated. When a regular entity is associated with a cross product

entity, all domains inherited by the cross product entity are passed on to the regular entity.

Chapter 3

DESIGNING THE USER INTERFACE

Once the correspondence between these OSAM* objects and SQL structures was defined, the next step was to design the user interface. Of primary concern when designing the overall presentation of an OSAM* s-diagram was determining those aspects of the semantic model that would be represented graphically.

3.1 OSAM* Concerns

As is the case with most semantic models, the primary difficulty encountered when working with OSAM* is in depicting a given logical database schema graphically. In all but the simplest systems, graphical representations quickly become unmanageable and an alternative means of documenting the database design becomes necessary.

Instead of trying to keep up with all levels of detail within a given database schema, it was decided that the user be provided a high level depiction of the entire system in which only the major system entities would be shown. From here, the user would be given the option to create or remove high level entities from the diagram and associate them with one another via connecting lines. Also, the prototype had

to allow the user to be able to place or move (cut and paste) objects on the screen. It was also desired that the prototype support some simple rerouting logic as objects were placed on the screen.

Because of the limited graphics capabilities of SQLWindows, programming the graphical portions of the prototype was something of a challenge. To an end user, the prototype had to be able to draw boxes, circles, and lines much in the way that an OSAM* s-diagram would appear. Unfortunately, there are no functions internal to SQLWindows that allow a programmer to do this. In SQLWindows, lines must be hard-coded objects defined within a top level window and are generally used to give an aesthetic touch to the interface. Lines cannot be programmed to respond to mouse clicks or any other user actions. They cannot be generated dynamically unless the program accesses special graphics functions in the Windows API. Microsoft does manufacture a Windows Software Development Kit (SDK) for the purpose of using the API functions; but at the time, this was unavailable.

Eventually, special functions were written to keep track of the window handle assigned to each line. A window handle is an internal identifier which is assigned to any given Windows object at the time that object is created. Given a window handle, SQLWindows does have functions that allow a programmer the ability to hide and show windows, thus

creating the illusion that the line is "drawn." The logic that dictates which lines are drawn is hard coded based on which OSAM* objects on a screen are associated with one another. However, since each line is its own Windows object, too many lines defined on a given top level window can affect the performance of the program. For every OSAM* object depicted on a screen, a whole set of lines had to be hard coded to allow that object to be "associated" with any other object on that screen. This served to be the primary limitation as to how many OSAM* objects could be depicted on a screen. To accommodate 10 OSAM* objects on the screen, 62 separate lines were required.

Boxes and circles were somewhat easier to implement. Like the lines, all the boxes and circles had to be predefined objects on the top level window. Boxes were represented by data fields (which are rectangular by default) and circles were represented by picture fields, which are used for displaying bitmaps on a window. Fortunately, SQLWindows has a considerably richer set of functions for manipulating data and picture fields. Data fields are used to display numbers or text and can interpret and take actions on a Windows SetFocus message, which is received whenever the user tabs into the data field or clicks on it with a mouse. Picture fields can also intercept a mouse click or double click.

3.2 SQL Concerns

With respect to SQL, the principle design issue was determining the extent to which the user would be isolated from SQL itself. Ideally, the semantic model on the screen would be as complete a schema as would be needed to generate a complete set of SQL statements, but as with most semantic data models, OSAM* was not designed around SQL. OSAM* is best at modeling the overall relationships between objects which roughly translate to relationships between tables in SQL. However there are certain aspects of SQL, such as the length of a character field within a table, which cannot be practically designated on a traditional OSAM* s-diagram. At some point, then, the user would have to be required to key in all of the detail necessary for SQL; so the original intent was for the prototype to isolate the user from as much of the SQL syntax as possible and provide an easy means for entering the required SQL details. The prototype could then generate the SQL for the s-diagram, and write the finished SQL to a file.

Another major concern regarding SQL was the question of referential integrity. Until relatively recently, the concept of referential integrity (rules that guarantee the validity and accuracy of tables which are reliant upon other tables within the database) was the exclusive domain of relational database theory since few, if any, commercially

available databases actually supported it. As of this writing, there are several vendors that offer databases that provide referential integrity. For its part, SQL has always had the PRIMARY KEY and FOREIGN KEY constructs for defining referential integrity among its tables, but there are still a number of databases that, while they profess to be SQL databases, do not recognize these clauses. Since it was a primary objective that this prototype be useful across any SQL database, it was felt that it should be able to generate PRIMARY KEY and FOREIGN KEY clauses at the user's option.

Finally, there was the question of the SQL syntax itself as it tends to vary from database to database. Many vendors offer enhancements to SQL in their products which are not ANSI SQL compliant. For this reason, it was decided that the prototype would generate ANSI SQL only, on the assumption that most SQL databases should support at least the ANSI standard.

Chapter 4

IMPLEMENTING THE OSAM* DESIGNER

4.1 The Workspace: Showing the s-diagram

It was desired that the prototype's main window present the user with an overall workspace within which the user would construct a likeness of an OSAM* s-diagram (see Figure 2). The workspace is limited in the number of objects that could be viewed on any one screen, but the user has the ability to scroll horizontally and vertically around the workspace. For the purposes of the prototype, the number of screens allowed is limited to 324 arranged in an 18x18 matrix; such that from the center of the workspace, the user may go 9 screens in any direction. At all times, the user is able to see their relative position within the entire workspace via screen coordinates displayed at the lower right hand corner of the workspace. Screen (0,0) denotes the center of the workspace, whereas screens having horizontal or vertical coordinates of 9 or -9 denote the boundaries of the workspace. These screens hold up to 10 objects apiece, but are also designed to partially overlap one another when scrolling such that any individual screen can only hold five distinct objects on average. In all, well over 1500 objects

can be accommodated within any one s-diagram, where a single object usually corresponds to a SQL table.

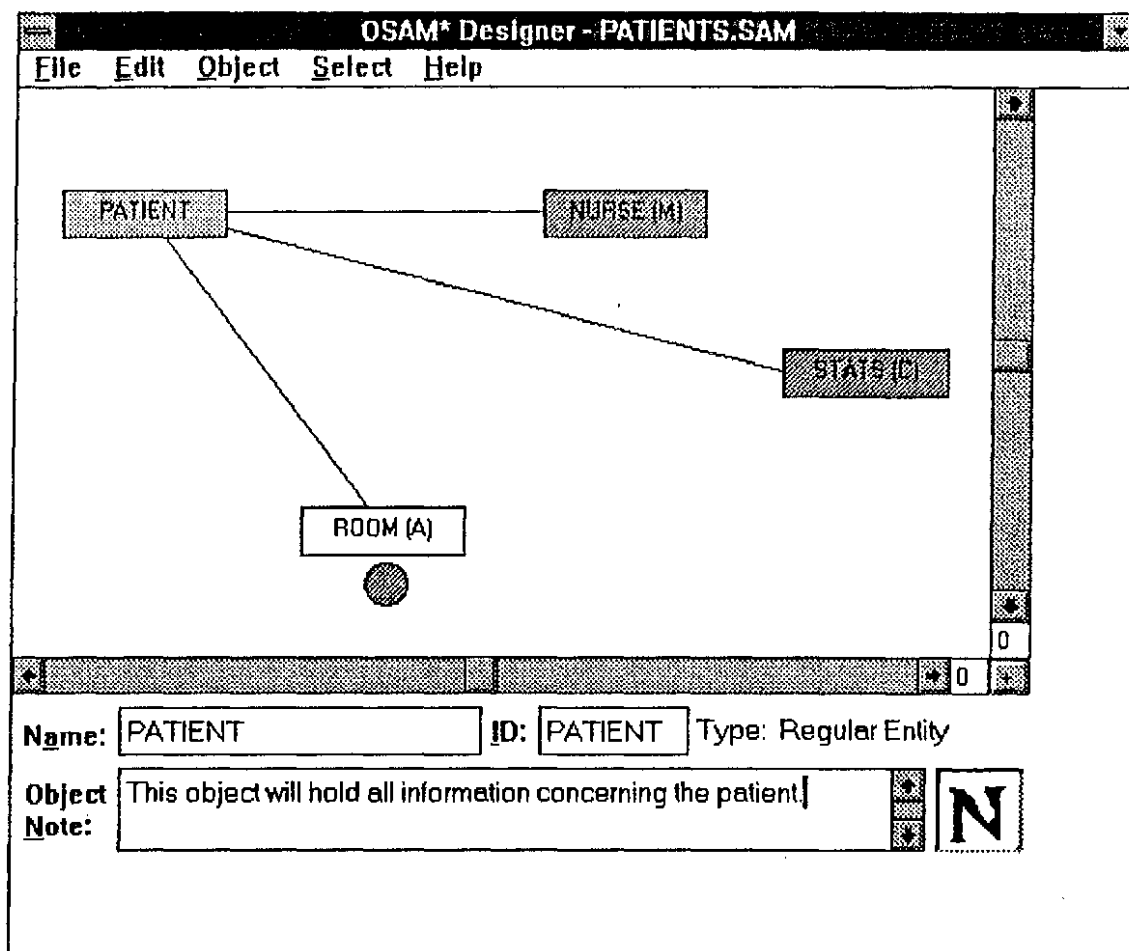


Figure 2: Main Window

Key to maneuvering around the workspace and working with objects is the concept of object focus--the idea that at any given time within the workspace, a single object has focus and only that object may be worked with. In the prototype, the user is able to set focus to any object visible on the screen via the keyboard or the mouse. An object with focus is depicted in the workspace as yellow instead of the

normal, light blue color for all other objects. In addition to the coloring, data identifying the object with focus is displayed in the lower part of the main screen. This is important because the object which has focus does not necessarily have to be visible on the screen because focus on a given object is not lost as the user scrolls around the workspace.

4.1.1 Representing of OSAM* Objects

Upon starting the program, the user begins in the center of an empty workspace. At this point, the user is only allowed to create objects (unless the user opts to load a previously saved s-diagram file). To add an object, the user would pull down the "Object" menu (see Figure 3), and select the "Create..." option. The prototype then presents the Add Object dialog box (see Figure 4) which prompts the user for an Object ID, name, type, notes, and a location.

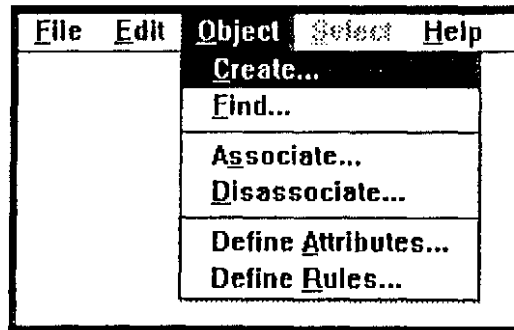


Figure 3: Object Menu

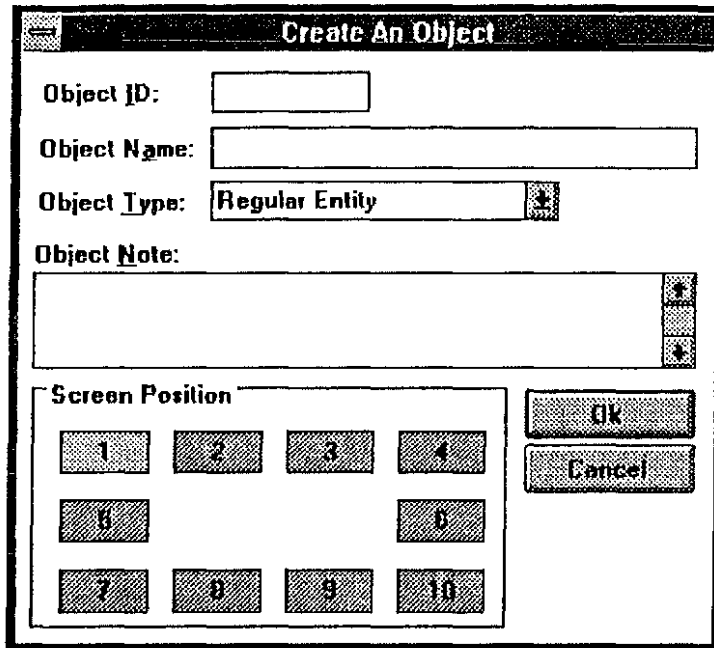


Figure 4: Create An Object Dialog

In OSAM*, every object is assigned an Object ID, or OID, which uniquely identifies that object from all others within the s-diagram. It is unclear whether the OID as defined in [Su88] is supposed to be a number, or if it can be a label. Within the prototype, the OID is defined as an alphanumeric field that can be up to 7 characters long. The OID here serves the same purpose as within OSAM*, as the user will refer to the OID whenever working with that object. It is the OID which actually labels the object within the workspace, and identifies the object in all the Windows dialog boxes, or dialogs. At the time an OID is entered, the prototype verifies that it is a unique identifier and that it is not a SQL reserved word. (A list of SQL reserved

words is read in from a file and stored in an array when the program first starts.)

Since an OSAM* object usually corresponds to a SQL table, the prototype requires a name for any object created. The sole purpose of the name is to provide a name for the SQL table at the time the SQL statements are actually generated. There is nothing wrong with using the OID as the table name; and, the table name will default to the OID when an object is first created. However, the OID is limited to 7 characters whereas a SQL table name can be up to 18 characters long. It is important to note that summary entities do not result in SQL tables being created, and so the object names for these objects have no function. However, the prototype still requires that an object name be provided as a further means of identifying the object. Like the OID, the name must be unique from all other names, and must not be a SQL reserved word.

When an object is first created, it must be defined as a certain type, of which there are four kinds in the prototype: regular entities, composite domains, composite entities, and cross product entities. To assign a specific type to the new object, the user selects the desired type from a drop down list box. The object type dictates the kinds of attributes an object may have and the kind of associations that can be made with it. It is the only

object parameter that cannot be changed once the object is created; an object accidentally created with the wrong object type must be deleted and reentered.

The prototype also allows the user to attach a note which may be up to 254 characters long to any object. It is not required for any object. The note itself serves no purpose within the prototype itself, but may be stored as a remark in the SYSTABLES table when the user builds the SQL.

Finally the user must indicate an object location when adding an object. The location specifies where the object is to be drawn on the screen. The user may select any location on the visible screen that is not currently occupied by another object; and is not allowed to create objects at all on screens that are full. Once the object is defined, it is immediately placed in the workspace. In OSAM*, the s-diagram depicts any entity as a rectangle and any domain as a circle, and it was initially planned that the prototype should do the same thing. Within the prototype, however, it was not immediately clear how to create a circle that could contain a label (the OID) with SQLWindows. As a result, an entity in the workspace is represented by a light blue rectangle; whereas the domain is shown as a gray rectangle with a small, light blue circle either above or below it. As focus is set to an entity, the

rectangle turns yellow; with domains, the rectangle remains gray and the circle turns yellow.

Once added, objects within the workspace may be associated with one another. To associate an object with another object, the user would pull down the "Object" menu, and select the "Associate..." option. At that time, the object which currently has focus becomes the host object and the prototype then presents the user with the Associate Object dialog box (see Figure 5). The Associate Object dialog presents the user with a drop down list of the different object types that may be associated with the host object. If the host object is a composite domain, it may be associated with regular entities, cross product entities, or other domains; otherwise it may only be associated with regular entities. When the user selects a given object type to be associated with the host, the prototype lists all objects of that type that are not already associated with the host object in a separate list box from which the user may select the object that is to be associated with the host. Whatever object the user selects from this list becomes the dependent object.

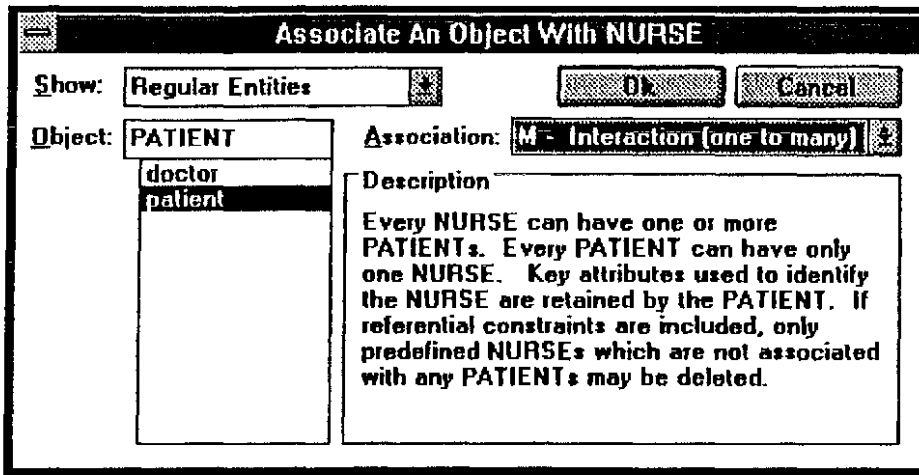


Figure 5: Associate An Object Dialog

At this point, the user must select the type of association that will exist between the host and the designated dependent object from another drop down list box. Like the object types list, the allowable types of association are dependent on the type of the host object; as well as that of the selected object. At any point when the user has designated an object and has selected the type of association, the prototype presents the user with a brief description of the association that they are about to create. This way, when the user wishes to associate the object DOCTOR with the host object STAFF, the user will see "The DOCTOR is a kind of STAFF..." rather than having to know what a generalization (or "G") relation is. Note that the user is not given the option to specify a G-relation which states that "the STAFF is a kind of DOCTOR..." because the STAFF is the host object, and the DOCTOR is the dependent object. If the converse is desired, then the user

would be required to first set focus to DOCTOR and then associate it with STAFF.

The user may undo any association made by selecting the "Disassociate" option under the Object menu; at which point, the prototype displays the Disassociate Object Dialog (see Figure 6). This dialog presents the user with a drop down list of all objects dependent upon the object with focus. When the user selects a given object in the drop down list, the association type and description fields are refreshed to indicate the kind of association that is about to be undone.

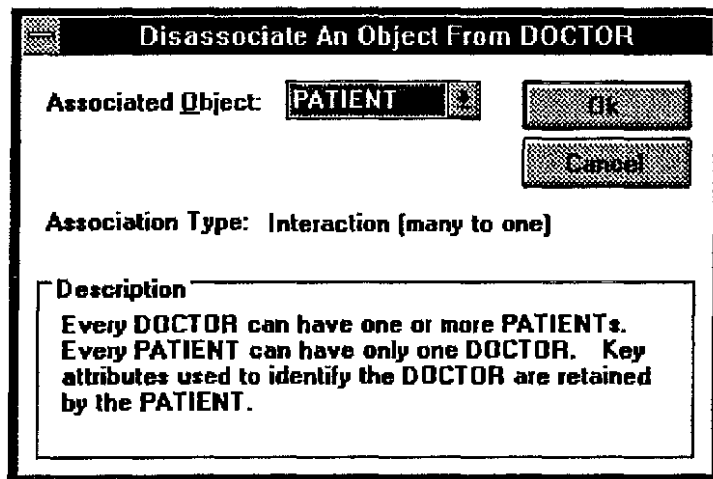


Figure 6: Disassociate An Object Dialog

In OSAM*, as with many other semantic data models, associations between objects are depicted by connecting the two objects with a directional line or arrow, where the object to which the arrow is pointing is the dependent object. Next to the line would appear a symbol (i.e., "G"

for Generalization, "A" for Aggregation) denoting the kind of association. This posed two major hurdles for the prototype. First, how would the prototype represent relationships between two objects that were not physically located on the same screen. Since there was no way to pan out, a user would not be able to make out such a relationship connected by a line without having to scroll through several screens. Should the lines cross with other lines that span multiple screens, it is likely that a user could be confused. Add to this the fact that the prototype has a refresh rate of between two and three seconds as one pages through screens, and this quickly becomes an infeasible solution.

It was eventually decided that there would be two ways to graphically depict a relationship dependent upon the proximity of the associated objects. If the associated objects were on the same screen, the prototype would connect the two with a line just as would be done in OSAM*. However, associations between objects on different screens would be represented not by lines, but by color. Bearing in mind that at any one time a single object would always have focus, all objects associated with the object having focus that were not on the same screen would be shaded green, rather than blue. The user would not need to see the focus object on the screen because the focus object's OID and other information are always displayed at the bottom of the

main screen, so the user always knows which object has focus. However, this solution still didn't solve the screen problem, as the user would still have to page through the screens looking for green objects. To keep screen scrolling to a minimum, a "Find..." option was added to "Object" menu that provided the user with a Find Object dialog (see Figure 7). From here, the user would be able to list all objects of a given type, or objects associated with the focus object--then jump directly to the screen having a particular object.

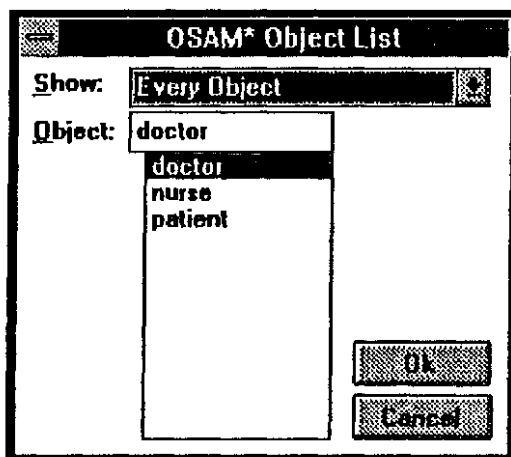


Figure 7: Find An Object Dialog

The second major issue with the OSAM* association was with the arrows that indicated the direction of the association. Given the amount of code required just to show lines on the screen, it was clear that showing arrows would not be feasible; and lines couldn't be used at all for associated objects on different screens anyway. What was finally done

was to use the symbol denoting the kind of association as directional indicators--rather than an arrow. Whenever an object received focus, all other objects associated with that object would have the appropriate association symbol (i.e., "G", "A") appear to the right of the OID. If the associated object was dependent on the object with focus, then the symbol would appear in lowercase. Conversely, if the object with focus was dependent upon the associated object, then the symbol would be capitalized. The symbols themselves would appear only on objects associated with the object with focus, and would disappear (or be refreshed) whenever the focus changed.

Once the logic for the drawing of lines, boxes, and circles was tested, the next major hurdle was the representation of the workspace. It had been decided that the workspace should let the user scroll in any direction; and that the scroll would be partial such that a portion of the previous screen would appear on an adjoining screen. This was the first of many instances where having only single dimensional arrays made for a challenge.

The scrolling logic would not have been so bad were it not for the partial scrolling; but the partial scrolling was viewed as necessary not only for the user to keep their bearings, but also to allow multiple views of any given object so that an object can visually be associated with

more objects. Otherwise, the user would only be able to see an object on one screen, and could at most visually associate that object with nine others. With the partial scroll, the user would be able to see side objects on two screens and corner objects on four, thus allowing the user to view up to 36 different associations (see Figure 8).

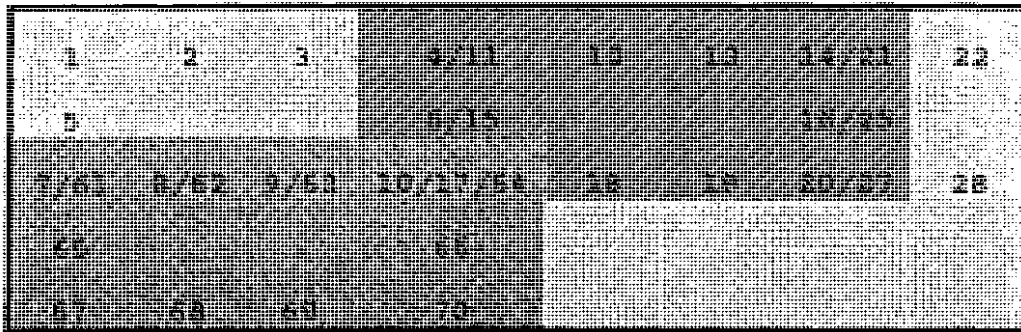


Figure 8: Workspace "Cells"

A special array is defined in which each array element represented a single location, or cell, in the workspace. Starting from the upper left hand corner screen, each of the screen cells would be assigned a sequential number. These numbers could then be assigned to objects and the program would be able to determine the location of any given object on the screen based on that number. Without the partial scroll, it would have been easy to key the first 10 objects on the first screen as the first 10 elements of the array, the 10 objects on the next screen as elements 11 through 20, and so on. Every object then would be tied to a single location in the workspace. At the time a user created or

moved an object, the program would need only calculate the address of the cell, based on the screen coordinates and the cell's own location on the screen, and store that number with the object. However, partial scrolling resulted in the placing of the same object on two or four screens and a means for keeping up with multiple addresses per object had to be designed.

The cell array was used to hold object numbers that would be generated sequentially starting at 1 and assigned to objects as objects were created. Within the program, these object numbers would serve to identify the location of a given object's OID, name, type, and description--each of which would be held in their own global arrays. Therefore cells 10,17, and 64 might contain the object number 23; in which case OID(23) would hold the object's OID.

Once the cell array was in place, the logic for maintaining the array had to be designed. Looking at Figure 8, if the user added an object and associated it with position 6, the program would have to be smart enough to figure out that position 15 would have to be updated to contain that same object. To accommodate this, the prototype has to calculate the affected positions on other screens based on a position that has been changed or added to. For example, if an object is added to the sixth position on any screen, the program adds 9 to the corresponding array element's address

to come up with the address of the affected element (or cell) and set that cell to the same object unless the screen is on the right-hand border of the workspace, in which case no other cells are changed.

After the partial scroll had been designed and built, the next hurdle was in handling the associations. Unlike the OID, name, and other object parameters captured at the time the object was added, a single object can, and typically will, have multiple relationships with other objects. However, the amount of information that needs to be carried by any one association is minimal. All that is really needed is the number of the associated object, the type of association (i.e., generalization, aggregation), and the direction of the association. It was decided that it was needless to create separate structures for each of these pieces of information, and so the two were combined into a single global array. What any given element in the array would hold would be a comma separated string that contained special delimiters for object numbers, and delimiters for associations. The result was an association array in which there could only be one array element per object (just like OID and name) but that each element could be parsed out into multiple relationships for that object. The direction of the association did not need to be stored separately at all because it would be derived based on the association being capitalized or in lowercase. Once these associations were

working in conjunction with the objects and lines being drawn on the screen, the bulk of the OSAM* s-diagram was completed.

4.2 Accommodating SQL in the prototype

The prototype was now to the point where there was little more that could be represented within OSAM*, and designs for the capture and upkeep of SQL data had to be planned. It was clear at this point that the SQL data, or object attributes, would have to be stored in a separate structure than that of the OID, associations, and the other object parameters; but that these attributes would somehow have to be referenced by the object itself. In addition, this structure had to be completely dynamic, allowing the user to add, delete, or change individual attributes. Finally, the structure would have to hold enough information about the attribute to construct a SQL table with it. It would also have to hold any information concerning the creation of primary keys and indices in SQL.

4.2.1 Representation of OSAM* attributes

There was no question that this structure would eventually become implemented as an array, or more likely, a series of arrays. The problem was with the need for quick access. It would have been fairly simple to have done a brute force traversal of an array holding the object numbers looking for just those attributes having a given object number until reaching the end of the array; but in a large OSAM* definition with hundreds of tables, this method might not be acceptable.

What finally had to be done for performance purposes was to emulate a series of link lists using an array. An element within the array that marked the start of a particular link list for some object would have its address stored as a parameter of the object itself. Objects having no attributes, or objects just created would have this address set to zero. Each of the individual attributes stored for that object would also store a pointer that the program could use to jump directly to the next attribute, and so on until the next pointer came up with a sentinel value (-1). Given a particular object, the program could then retrieve the object parameter that pointed to the start of the link list, jump to that element, and start traversing the list. Naturally, as attributes were added and deleted from objects, the program would have to clean up the links.

The link list worked fine for just representing those attributes that were defined under a given object; but how would the structure be able to handle attributes inherited from objects associated with a given object? Referring back to a previous example, if DOCTOR is a kind of STAFF, and every STAFF is identified by the attribute LICENSE, then every DOCTOR must have a LICENSE. The problem is that LICENSE is defined under the STAFF, not the DOCTOR. Somehow, then, this structure had to be equipped to handle inherited attributes.

The first approach taken to handle inherited attributes called for maintaining an image of every object in the system, with each image being its own link list in the attributes structure. Therefore, if there were twelve different objects that were a kind of STAFF, then the attribute LICENSE would be duplicated in twelve different lists. It was felt that it would be easier to traverse the OSAM* structure for any one object and reconstruct its attribute list at the time that changes were made, rather than construct all objects based on the associations and their own attributes at the time that the SQL was generated.

There is no easy way to solve the problem of inherited attributes; but maintaining an image of every object never worked quite right from the start, and ultimately had to be

abandoned. The most difficult problem arose when tracking attributes across dependent objects. For example, unless an association between two objects is defined as a generalization (or G-relation), only key attributes are inherited by any dependent objects. So, if a user changed the key of an object, all of the keys inherited on through the s-diagram would have to be changed as well. For their part, G-relations are even more complex because they can go as deep as the user desires, and the attributes defined in each object involved have to trickle all the way down to all objects associated directly or indirectly. For instance, an INTERN may be defined as a kind of DOCTOR, in which case INTERN would inherit all the attributes from both DOCTOR and STAFF.

The other major consideration with tracking attributes is handling the case where the user creates a duplicate attribute. One of the many rules in SQL is that, for any one table, no two columns defined for that table may share the same name. Otherwise, SQL would not know which column is being referred to when a database transaction is being performed on that table. The prototype has to be able to reliably loop through all associated dependent objects of a given object, as well as the given object itself, and verify that this attribute is not duplicated. For example if INTERN had an attribute called SPECIALTY, then the user

would not be able to enter SPECIALTY in either DOCTOR or STAFF.

Duplicate attributes can also be encountered when the user creates associations. Had the user entered in the SPECIALTY attribute for both DOCTOR and INTERN prior to creating a G-relation between the two objects, it would be the responsibility of the prototype to catch the duplicate SPECIALTY attribute that would result in INTERN at the time the G-relation is created. Akin to this problem is dealing with OSAM* associations that are altogether invalid. A good example of this is when the user attempts to create an association that results in a loop (i.e., an INTERN is a kind of DOCTOR is a kind of STAFF is a kind of INTERN). This is clearly an invalid association; but if this associative loop is created prior to any attributes being keyed in, the logic which checks for duplicates would not catch it.

As it turned out, the underlying logic that would have to be built to handle any of these duplication errors was completely dependent upon the ability to reliably traverse the OSAM* definition in real time. Once it was determined that this piece was an absolute, it became unnecessary to maintain separate attribute lists for each object. Special functions were written that would return a list of ancestor objects (objects from which a given object inherited

attributes) or dependent attributes (objects dependent upon a given object for attributes). For associations, special functions called IsAncestor() and IsDependent() were written so that objects either directly or indirectly associated with the host object would not be brought up in the Associate Object dialog.

While all of this design and coding transpired, the user interface for keying in all of the SQL details gradually took shape. The finished Object Attributes dialog (see Figure 9) presented the user with a large table window, in which each row in the table window represented an object attribute. In the window, the user can see all attributes defined for that object shown in black, and all inherited attributes from associations with other objects in green. The dialog allows the user to freely change or remove any attribute shown in black. Since objects shown in green are inherited, they cannot be changed and cannot be removed without destroying the association that caused the attributes to be inherited in the first place. Finally if an object, through association, requires attributes from another object which have not yet been defined for that other object, an "(undefined)" entry is shown in red in the table window. To correct this problem, the user must either define attributes for the other object, or disassociate the two objects entirely. If this is not corrected, the

prototype will produce an error message when the user attempts to generate SQL for the object.

Attributes Belonging To PATIENT							
Composition:		Cross Product:					
STATS	Define	(none)	Define	Add	Remove	OK	Cancel
Name	From	Assoc	Key	Req	Index	Type (Press spacebar to show.)	
name			Yes	Yes	Yes	30 Character Field	
height			No	Yes	No	Decimal (±99)	
weight			No	Yes	No	Decimal (±999)	
sex			No	Yes	No	1 Character Field	
blood_type			No	Yes	Yes	2 Character Field	
condition			No	Yes	Yes	2 Character Field	
date_admitted			No	Yes	No	Date	
date_released			No	Yes	No	Date	
comments			No	No	No	Long Character Field	
last_updated			No	Yes	No	System Time Stamp	
nurse_ssn	NURSE	M	Yes	Yes	Yes	9 Character Field	
floor	ROOM	A	No	No	No	Decimal (±9)	
room	ROOM	A	No	No	No	Decimal (±999)	

Figure 9: Object Attributes Dialog

When a new attribute is added to an object, the user must provide all the details necessary to properly define a SQL table and any indices. In essence, object attributes correspond directly to a SQL column definition within a table. In designing the interface of the Object Attributes dialog, the primary objective was to isolate the user as much as possible from SQL syntax. Also, since a large number of attributes can be defined for any given object, efforts were made to minimize the number of keystrokes necessary to actually enter all SQL details for any one

defined in the prototype in about 10 keystrokes after the attribute is given a name which may be up to 18 characters long. The following information is captured for any attribute entered.

- **Name:** Every attribute must have a name. The attribute name is ported directly into SQL as the name of the corresponding SQL column. Names may be up to 18 characters long.
- **Key:** denotes whether an attribute is used to identify an object instance. In SQL, key attributes will translate into unique indices and primary keys.
- **Required:** denotes whether a value must be assigned an attribute in every instance of an object. In SQL, required attributes will become columns defined as NOT NULL. Key attributes are always required.
- **Indexed:** denotes whether an attribute should be indexed for purposes of data retrieval. In SQL, required attributes will translate into regular indices. Key attributes are always indexed.
- **Type:** represents the data type of an attribute (i.e., character, number, date). In SQL, a data type must always be defined with a column at the time a table is

always be defined with a column at the time a table is created. Allowable types from which the user may choose may be displayed when the user moves the cursor to the "Type" column, and presses the spacebar.

- **Description:** a short description of the attribute as it relates to the parent object. It is stored as a remark within the SYSCOLUMNS table, and is an optional field.

In addition to these basic attribute definitions, summary attributes may be defined for individual compositions or cross products. Recall that compositions and cross products take the form of special entities, called summary entities, which may be associated with any regular entities. When such an association is made, summary information can then be defined for that summary entity based on numeric attributes defined for the regular entity. To define a composition or cross product for a regular entity, the user is provided with two drop down list boxes on the Object Attributes dialog which contain all composite and cross product entities to which the object is associated. When the user selects one or the other, a list of all numeric attributes defined for that object is presented in the Summary Attributes dialog (see Figure 10). Next to each attribute are the four standard aggregate functions supported in ANSI SQL: Lowest (MIN), Highest (MAX), Average (AVG), and Total (SUM). The user may then go through each of the numeric

object or a name that conflicts with the list of SQL reserved words, are trapped without creating a snapshot.

The first thing that happens at the time attribute changes are saved is that all objects which are dependent upon the changed object, their respective associations, and the level of removal are read into separate arrays. The level of removal is dictated by the number of dependents that constitute an actual association. For example, DOCTOR is only one level removed from STAFF; whereas INTERN is two levels removed since INTERN is dependent upon DOCTOR for its association with STAFF. At that point, each of the dependents' attributes are traversed separately with the new definition to ensure that no conflicting names occur in any of the objects. In the event that a duplicate is found, the user is alerted to the problem and is given the option to fix the duplicate, or discard all changes just made. The former option results in the Object Attributes being brought up with the just saved changes; whereas the latter results in the snapshot being restored. Though fairly involved, this was viewed as being a much simpler approach as opposed to waiting to create the SQL definitions and, at that point, checking the entire OSAM* definition.

In addition to being able to tie attributes to an object, the user is also given the ability to add rules to regular attributes by selecting "Define Rules" under the Object

In addition to being able to tie attributes to an object, the user is also given the ability to add rules to regular attributes by selecting "Define Rules" under the Object menu. Rules are basically high level comments that may be captured for each object that detail any steps that may have to be taken as an object's corresponding data table is accessed within the SQL database. There are three different kinds of rules supported in the prototype: insert rules, update rules, and delete rules (see Figure 11). At the time a SQL script is generated, the user has the ability to include these rules into a special rules table on the database. This table can then be accessed by the programmer through the course of development.

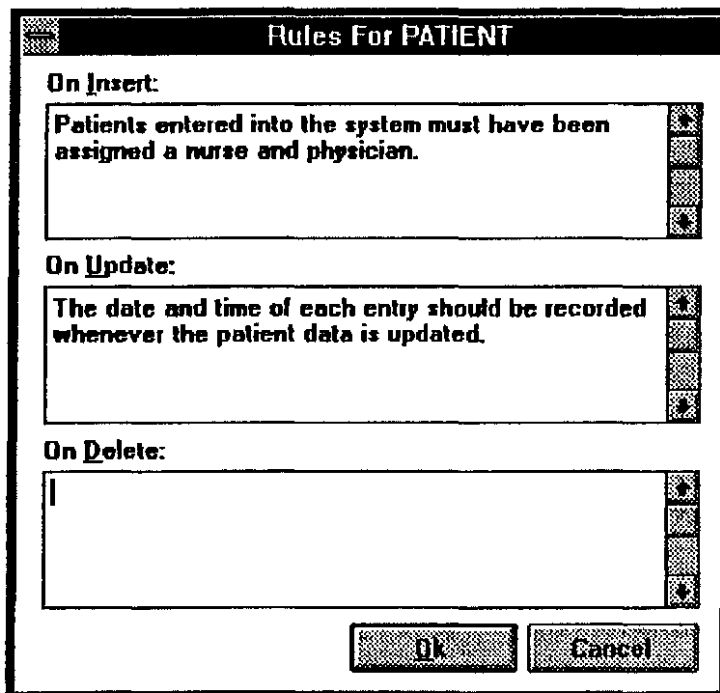


Figure 11: Object Rules Dialog

4.3 Considerations for Microsoft Windows

In an effort to make the prototype comply with Windows standards, the overall menu structure that is presented on the main window closely follows that of a typical Windows program. The leftmost menu is the File menu (see Figure 12), with which the user may create, open, or save OSAM* files.

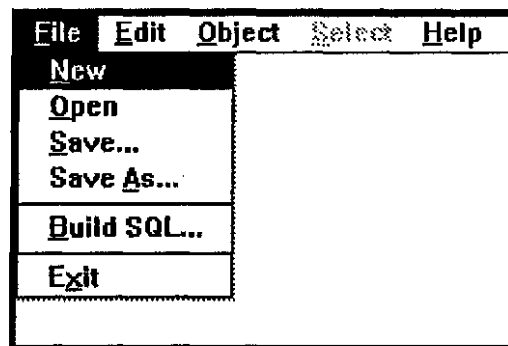


Figure 12: File Menu

The file options themselves all make use of the Windows 3.1 common file dialogs so that the procedures for opening or saving a file are identical to that of other Windows programs. When opening a file, the user has the ability to search for and open OSAM* files having an extension of ".sam" or generated SQL files having an extension of ".sql" (see Figure 13). Finally, the Build SQL and Exit option appears under the File menu.

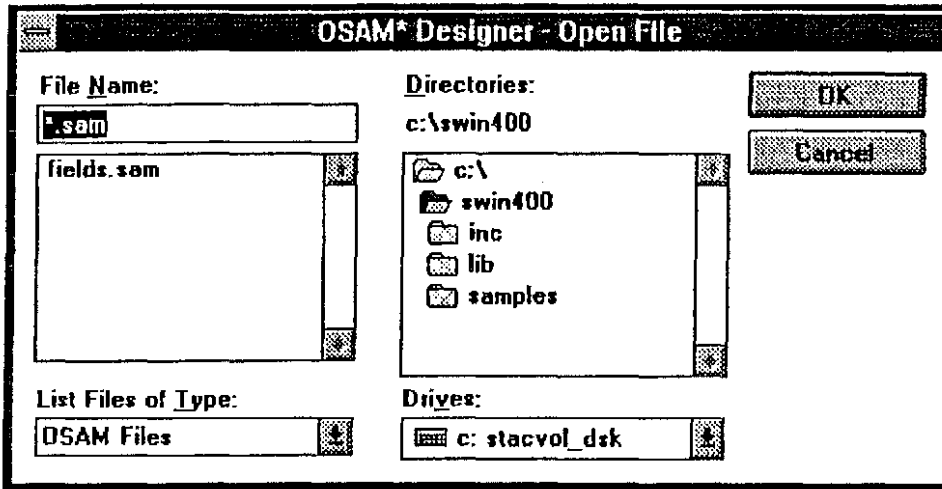


Figure 13: Open File Common Dialog

Following the File menu is the Edit menu (see Figure 14), which provides the user with the ability to Cut, Copy, Paste, and Clear objects from the screen. Like the File menu, it was intended that this menu would follow the Windows standard Edit menu as closely as possible; but a number of instances arose where this was not feasible for the purposes of the prototype.

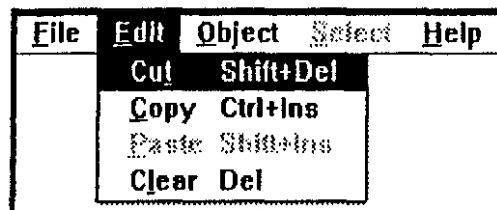


Figure 14: Edit Menu

In Windows, the cut and paste functions are usually used together such that the user will generally cut, or remove, data from the screen and immediately paste it elsewhere-- whether the data is a value in a spreadsheet, a phrase in a

text document, or a bitmap. What Windows will do when a user cuts is place the cut data into a behind-the-scenes program called the Clipboard. Later, when the user does a paste, the information currently residing in the Clipboard is pasted wherever the user specifies if those data are compatible with where it is being pasted. The issue here is that data, once cut, does not have to be pasted. Cutting data effectively acts as a delete until such time as the cut data are pasted back into the application. If the user never pastes the data, or overwrites the information in the Clipboard with a subsequent cut, then the cut data are gone.

However, one just doesn't cut an object from an s-diagram as one would a word or phrase from a document; because of the interdependencies involved with that object. The sheer logic that would need to be in place for a program to be able to accurately restore an s-diagram after an object was cut (deleted) and subsequent changes were made went far beyond the original intentions for the prototype; and as such, had to be compromised. In the prototype, performing a cut implies that the user will do a paste. The prototype enforces this by disabling every other menu option for objects once an object is cut except the paste option. This greatly simplifies the underlying logic because now the prototype need never delete a cut object; it just stores the object and any of its attributes in temporary variables

within the application until it is pasted back into the workspace. As such, the Clipboard is not used at all.

Like the cut and paste operations, the copy operation also had to be modified somewhat to accommodate the rules of OSAM*. In a typical Windows application, a copy implies that an exact copy of the entire data structure has been placed in the Clipboard for pasting. In the context of OSAM*, an exact copy of any given object would technically mean that the object's OID, name, description, attributes, and associations with other objects would all have to be copied. This will not work for two reasons. First, both the OID and name for an object must be unique for that object; so creating a brand new object with the exact parameters would violate the integrity of the s-diagram. An even more difficult scenario arises with respect to the associations. If an object is exactly copied, then all of the attributes defined for and inherited by that object must become part of the new object. In addition to this, the new object would also have all the dependents that the original object had--and each of these dependents will be inheriting the exact same attributes again. Clearly, these duplicate attributes cannot be allowed.

As a result of this, the OSAM* prototype does not make an exact copy of an object when the user invokes the copy option. The only things that are copied are the base

attributes for that object, and the object type. No associations are carried over at all; so all inherited attributes in the original are not reflected in the copy. At the time the copied object is pasted back into the workspace, the prototype prompts the user for a new OID, name, and description.

Finally, the Edit menu allows the user the clear option, which is used to delete an object from the workspace entirely. Usually, a Windows application will provide a clear option coupled with an undo option--in case the user did not mean to clear data from the application. As stated before, however, the ability to totally delete and subsequently restore an object is beyond the scope of the prototype; so the undo option is not supported. Instead, upon selecting clear, the user is warned that they are about to permanently delete the object which has focus, and are given the opportunity at that time to cancel their action.

A Help menu (see Figure 15) and a simple help file has also been included in the prototype to make use of the complete Windows 3.1 help engine. For the purposes of demonstration, however, the prototype will call the Microsoft help file which explains how to use the help engine. At the bottom of the Help menu is a menu item that calls the About dialog, which serves to identify the prototype.

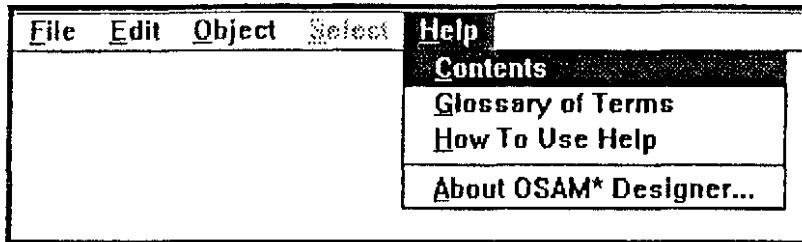


Figure 15: Help Menu

4.4 Generation of SQL from OSAM*

Once the user has completed entering the objects, their individual attributes and associations with other objects, they may build a SQL file. To invoke this function, the user may select "Build SQL..." under the File menu. The prototype will then present the user with a Build SQL dialog (see Figure 16), which provides the user with a number of options for generating the file. A list of these follows:

- **Text Format:** The finished SQL file will be a readable text file, and this option allows the user to specify the format in which the SQL commands will be written to the file. Choices here are: 1) Uppercase SQL commands only, 2) Uppercase object definitions only, 3) Proper (first letter of each word is capitalized, all other letters lowercase), 4) Uppercase, and 5) Lowercase.

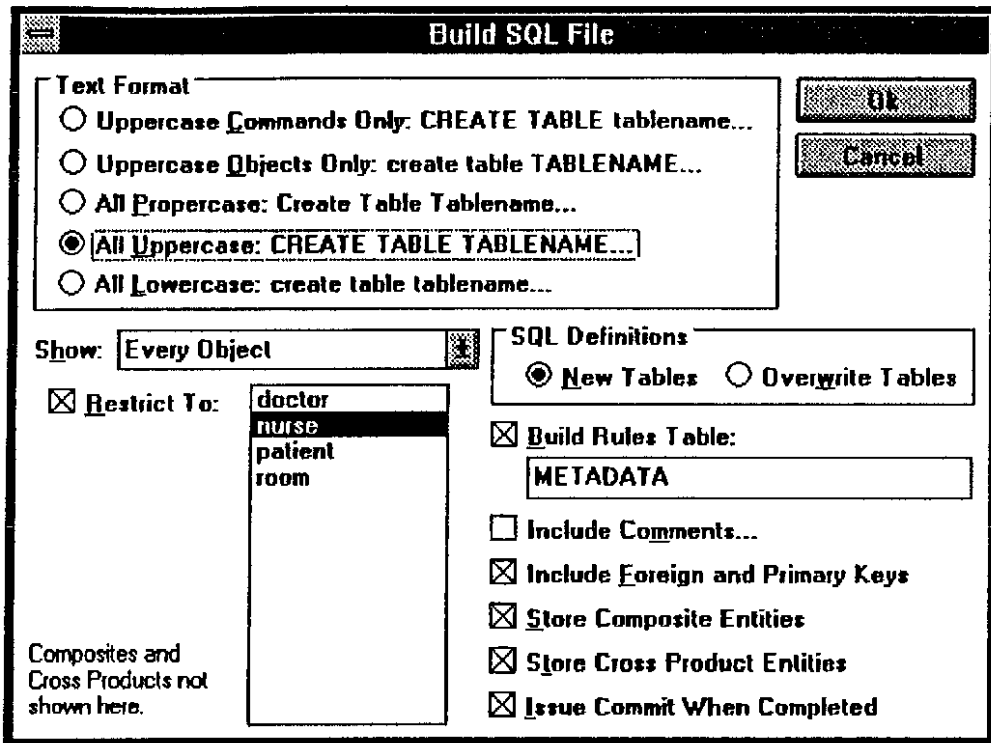
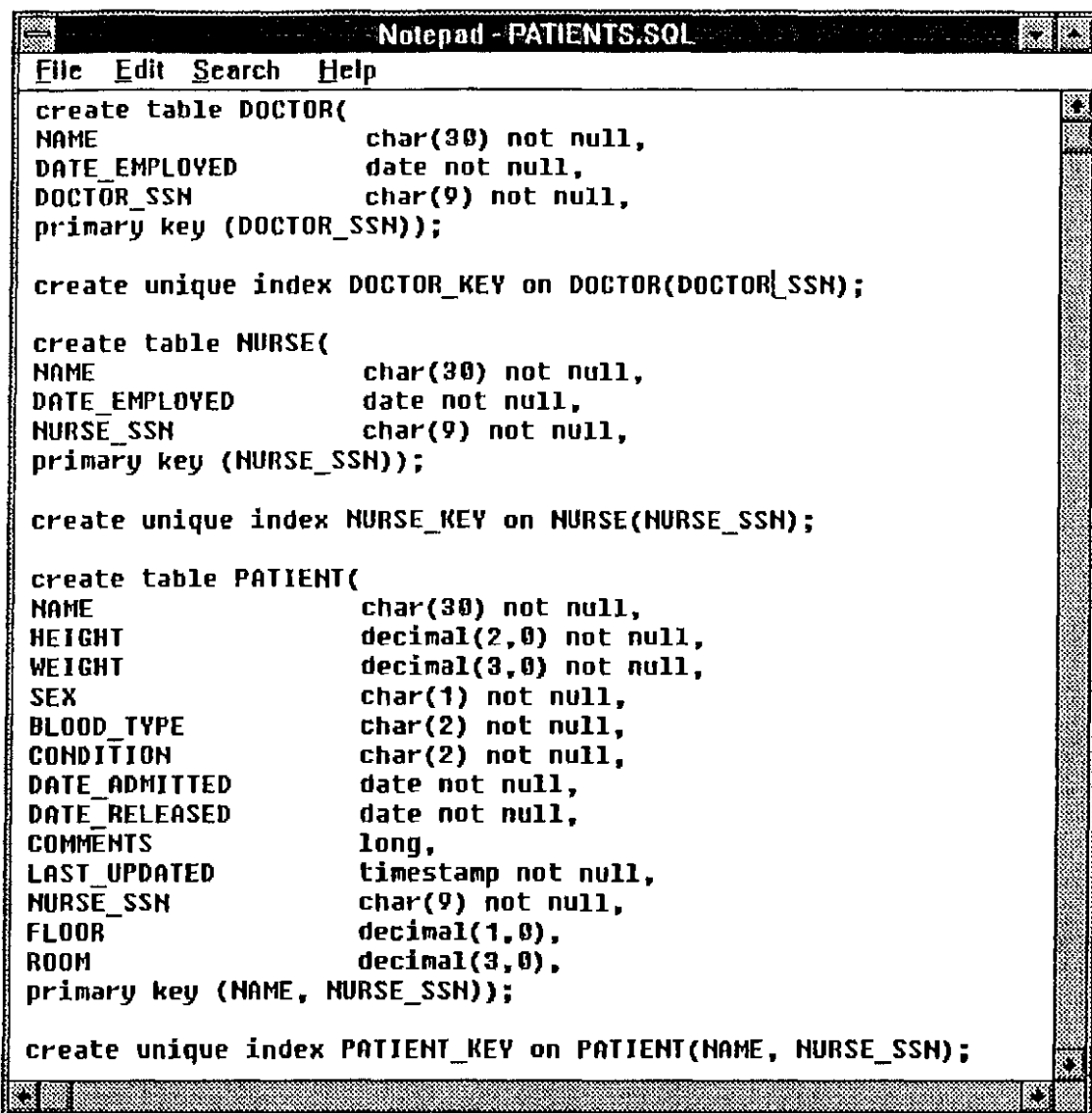


Figure 16: Build SQL Dialog

- **Object List:** Allows the user to limit the SQL build to specific objects instead of generating SQL for everything in the s-diagram.
- **Overwrite SQL:** The user may specify whether the SQL definition will assume new tables, or that the tables have already been defined and need to be overwritten. In the event the latter is selected, the prototype will automatically create "DROP TABLE" statements preceding the "CREATE TABLE" statement.

- **Build Rules Table:** The user may provide a name for a table which will contain all rules defined by object within the s-diagram.
- **Include Comments:** Notes and rules entered for each object are displayed as comments throughout the SQL file.
- **Referential Integrity:** If the SQL database for which the generated file is intended supports referential integrity, the prototype will generate PRIMARY KEY and FOREIGN KEY definitions within the file.
- **Store Composite/Cross Product Entities:** If the user wants to represent summary entities in the SQL database as views, the prototype will generate CREATE VIEW statements for composite and/or cross product entities within the SQL file.
- **Issue a Commit:** At the time a SQL definition is created on a database, the definitions themselves are committed, or permanently saved, to the database. Otherwise, the user may opt to rollback, which will cause the database to "undo" these transactions, and restore the database to a previous state. Issuing a commit at the end of the file may save the user from having to manually commit the SQL tables just created from the generated file.

When the user has specified these options on the Build SQL Dialog and continues, the Windows 3.1 Common File Dialog will pop up and allow the user to enter a name to which the generated file will be saved. When a valid file name is entered, the prototype proceeds to generate the SQL file. Each non-summary object included in the build first has its table definition (CREATE TABLE statement) generated. At this point, there are two possible errors which may occur. The first error occurs when the object being tested has no attributes, in which case the build process simply skips the object entirely. The second error results when the object is dependent upon another object for attributes which have not yet been defined in the other object. In this case, the build process will generate an incomplete SQL statement based on the information that is there. Both errors will result in an error message being printed to the SQL file, and the build process will continue. Following the object table definition, any indices required by the SQL table are then written to the SQL file. Finally, each summary definition for that object has a corresponding CREATE VIEW statement generated. Once all object definitions have been created, the build will then create a series of ALTER table...FOREIGN KEY statements to account for referential integrity (if the user has opted to include these statements in the SQL file.) When finished, the prototype automatically brings the SQL file up for viewing in the Microsoft Notepad (see Figure 17).



```
Notepad - PATIENTS.SQL
File Edit Search Help
create table DOCTOR(
NAME          char(30) not null,
DATE_EMPLOYED date not null,
DOCTOR_SSN    char(9) not null,
primary key (DOCTOR_SSN));

create unique index DOCTOR_KEY on DOCTOR(DOCTOR_SSN);

create table NURSE(
NAME          char(30) not null,
DATE_EMPLOYED date not null,
NURSE_SSN     char(9) not null,
primary key (NURSE_SSN));

create unique index NURSE_KEY on NURSE(NURSE_SSN);

create table PATIENT(
NAME          char(30) not null,
HEIGHT        decimal(2,0) not null,
WEIGHT        decimal(3,0) not null,
SEX           char(1) not null,
BLOOD_TYPE    char(2) not null,
CONDITION     char(2) not null,
DATE_ADMITTED date not null,
DATE_RELEASED date not null,
COMMENTS      long,
LAST_UPDATED  timestamp not null,
NURSE_SSN     char(9) not null,
FLOOR         decimal(1,0),
ROOM          decimal(3,0),
primary key (NAME, NURSE_SSN));

create unique index PATIENT_KEY on PATIENT(NAME, NURSE_SSN);
```

Figure 17: Microsoft Notepad w/ SQL File

4.5 Results of the Project

The finished prototype represents the culmination of the project. It demonstrates that a given semantic data model can be incorporated into a program that allows a user familiar with the model to use it to design SQL databases. Specifically, the prototype allows a user who knows nothing

about SQL to generate error-free SQL scripts that are 100% compatible with the database engine against which the generated scripts were tested. Several scripts, including the example cited within this document, were successfully imported into SQLBase 5.0.0, a relational database engine from Gupta Technologies, Inc. The s-diagrams created with the prototype from which these scripts were created addressed all major aspects of the OSAM* model. Together, they encompassed regular entities, composite domains, and summary entities; as well as the five types of OSAM* associations: generalization, aggregation, interaction, composition, and cross products. From these files, SQLBase 5.0.0 was able to create tables for regular entities and domains, views for summary entities, place remarks on generated tables and columns, and create primary and foreign keys on the defined tables based entirely on the semantic model created by the user.

The prototype was also successful in providing the designer a means of maintaining a database schema via a semantic data model rather than having to modify the SQL directly. Any schema built using the prototype can be saved to file and changed at any time. This ability to save and update a schema would serve as an invaluable tool during the early stages of database development. Instead of having to work directly with the SQL statements, the designer need only make changes to the current OSAM* schema, and regenerate a

new SQL script that reflects these changes. Of course, were a developer interested in changing a database definition once the database were actually in production, then the original database would have to be converted to accommodate these changes. If the change were minor enough, a developer in a production environment would probably prefer to make use of the ALTER TABLE statement in SQL and change the database directly. On the other hand, if a major restructuring of one or more tables was to occur, a developer would very likely have to export the data from the affected tables into a flat file. At that point, the developer could go back to the original s-diagram, make the required changes, create the new database schema, and then convert the original data to fit the new schema.

Chapter 5

FUTURE AREAS OF STUDY

The whole task of integrating a complex semantic data model like OSAM* with SQL such that each can make full use of the features of the other is far too broad a scope for this project; and, from the start, this prototype was designed and built with that understanding. What follows are some issues which are prospects for future study.

5.1 Evaluation of Design Techniques

While it was verified that the prototype worked as it was supposed to, tests involving end users working with the finished prototype were not extensive. To fully evaluate the program, it would be necessary to subject the prototype to rigorous testing to at least two categories of database designers--those that know SQL and those who do not, and record and analyze the feedback given by each one of the subjects.

5.2 Improving the Graphical User Interface

There are a number of areas concerning the prototype relating to how it works in the Microsoft Windows environment. In the prototype, the user is allowed to view up to 10 objects at a time on a screen. The program supports printing of an s-diagram one screen at a time, and generated SQL files may be printed from the Microsoft Notepad. In the future, the prototype could be further enhanced by adding options for panning, zooming, and printing the entire workspace.

The edit functions within the prototype could be made to operate in a way which is more consistent with that of other Windows applications. With respect to the cut operation, the prototype requires the user to either paste a cut object, or undo the cut itself. In many Windows applications, it is assumed that a cut object has been deleted from the workspace unless the user pastes it back. One possible enhancement to the existing prototype would be to alter the cut and paste logic so that it could work in this way. To do this, the prototype would have to be able to use an image of the s-diagram prior to when an object is cut or any data required to reconstruct that image, as well as a current view of the s-diagram as it exists after the object is cut. This concept of a before and after image could also be employed in the event the user deletes an

object, and later wishes to undo the delete. Currently, the prototype informs the user that an undo delete is not possible and allows them the opportunity to cancel the delete action.

5.3 Possible Enhancements to SQL

There are some aspects of OSAM* that simply cannot be handled by current implementations of SQL. The OSAM* simple domain, for instance, is far more complex a structure than is its SQL counterpart--the elementary data type. In addition to being able to represent a data type such as CHAR, or DATE, the simple domain may also ascribe certain attributes to that type. For example, any simple domain can be defined as having a specific range of valid values (i.e., between 0 and 60, between 1/1/1980 and 1/1/1990, or must be alphabetic). In SQL, there is no concept of a range. For data of type DECIMAL or type CHAR, SQL does allow the size of the column to be defined, but no control is afforded the user for specifying the content of a column. Simple domains may also be defined as a mathematical expression and in terms of rules, procedures, and functions. In SQL, any such significance attached to a column must be handled programatically.

Similarly, the definition of a SQL table doesn't quite measure up to that of an OSAM* object. OSAM* allows any

object to have its own set of rules and procedures, which dictate how the object behaves. The prototype approaches this concept by allowing the user to define insert, update, and delete rules for a given object, but these "rules" are simply comments about the object. They are included within the prototype to provide the designer with the ability to record some notes on how each object will work within the database. Then there is the question of inheritance. Within OSAM*, when an object inherits from another, it may inherit not only attributes, but also any rules and procedures such that the dependent object behaves in the same manner as its ancestor. In SQL, there is no such thing as inheritance. Columns defined in a given SQL table cannot be defined in terms of another column in another table. Each is its own entity; and, with the notable exception of declaring primary and foreign keys, do not interact with one another. Within the prototype, when an object inherits an attribute from another, this translates into a distinct SQL column being generated for the dependent object's corresponding table which bears the same name, length, and data type as its forbear. Certainly, if SQL were to be made fully compatible with the structures proposed within OSAM*, provisions for rule based logic and inheritance would have to be incorporated into SQL.

5.4 Other Issues

Of course, the prototype does bring up some questions not addressed by this study. There is little doubt that a similar prototype could be built to interface almost any semantic data model with SQL. But which is best? Surely, if the industry was to embrace the semantic data model as a design tool, a standard model would have to be decided upon. For the purposes of this study, OSAM* proved to be an excellent semantic data model on which to build the prototype. This is not to say that OSAM* would necessarily be the only candidate for a standard; but there are certain unique aspects of this model, such as its object-oriented approach, that might be desirable in a standard model. Perhaps the solution lies in a hybrid model which borrows from several prominent models in the literature. Such questions as these are left to further research.

REFERENCES

- [Abri74]
Abrial, J. R., "Data Semantics," Data Base Management, North-Holland, Amsterdam, 1974.
- [Cham74]
Chamberlain, D. D. and Boyce, R. F., "SEQUEL: A Structured English Query Language," Proc. 1974 ACM SIGMOD Workshop on Data Description, Access, and Control.
- [Chen76]
Chen, P. P., "The Entity-Relationship Model--Towards a Unified View of Data," ACM Transactions on Database Systems 1, 1 (1976).
- [Codd70]
Codd, E. F., "A Relational Model of Data for Large Shared Data Banks," Communications of the ACM 13, 6 (1970).
- [Codd79]
Codd, E. F., "Extending the Database Relational Model To Capture More Meaning," ACM Transactions on Database Systems 4, 4 (1979).
- [Date87]
Date, C. J., A Guide to the SQL Standard, Addison-Wesley Publishing Co., Inc., 1987.
- [Derr85]
Derrett, N., Kent, W., and Lyngbaek, P., "Some Aspects of Operations in an Object-Oriented Database," IEEE Database Engineering Bulletin 8, 4 (1985).
- [Hamm81]
Hammer, M. and McLeod, D. "Database Description with SDM: A Semantic Database Model," ACM Transactions on Database Systems 6, 3 (1981).
- [Kers76]
Kershberg, L. and Pacheco, J. E. S., A Functional Data Base Model, Tech. Rep., Pontifica Univ. Catolica do Rio de Janeiro, Rio de Janeiro, Brazil, 1976.

[McLe91]

McLeod, D., "A Perspective On Object-Oriented And Semantic Database Models and Systems," Ch. 2 in Object-Oriented Databases With Applications To CASE, Networks, and VSLI CAD, R. Gupta and E. Horowitz, eds., Prentice-Hall, 1991.

[Smit77]

Smith, J.M., and Smith, D.C.P., "Database Abstractions: Aggregation and Generalization," ACM Transactions On Database Systems 2, 2 (1977).

[Su88]

Su, S.Y.W., Krishnamurthy, V., and Lam, H., "An Object-Oriented Semantic Association Model (OSAM*)," Ch. 17 in Artificial Intelligence: Manufacturing Theory and Practice, Kumara, S. et al., ed., The Institute of Industrial Engineers, Industrial Engineering and Management Press, Norcross, GA, 1989.

APPENDIX A

OSAM* Designer Code Listing

Application Description:

OSAM* Designer -- This program enables a user who is familiar with the OSAM* Model to create and maintain an OSAM* s-diagram complete with regular entities, summary entities, and composite domains. When an s-diagram is completed, the program will take the OSAM* definition and generate SQL code to emulate the OSAM* structures. The program features a rudimentary graphical interface, and a complete set of File I/O utilities for creating and modifying OSAM* and SQL files. This program requires the SQLWindows runtime libraries available from Gupta Technologies, Inc. and Microsoft Windows 3.1 or higher.

Author: Paul F. Rabuck

Date: August 1, 1992

This software is submitted to the University of North Florida College of Computer and Information Sciences in partial fulfillment of the requirements for the degree of Master of Science in Computer and Information Sciences.

Outline Version - 3.0.A

Design-time Settings

Outline Window State: Maximized

Outline Window Location and Size

Left: 4.763"

Top: 0.031"

Width: 5.263"

Height: 5.094"

Options Box Location

Visible? No

Left: 4.9"

Top: 0.594"

Tool Palette Location

Visible? No

Left: 6.8"

Top: 2.25"

Fully Qualified External References? No

Included Objects

|

| winmenus.apl consists of a set of Windows functions for manipulating Windows menu objects.
| It includes the USER.EXE library.

|

| File Include: winmenus.apl

|

| winfiles.apl consists of a set of Windows functions for using the Windows 3.1 File Common Dialogs.
| It includes the SWCOMMON.DLL library.

|

| File Include: winfiles.apl

Global Declarations

Window Defaults

Form Window

Font Name: System Default

Font Size: System Default

Font Enhancement: System Default

Text Color: System Default

Background Color: System Default

Dialog Box

Font Name: MS Sans Serif

Font Size: 8

Font Enhancement: Bold

Text Color: System Default

Background Color: System Default

Top Level Table Window

Font Name: System Default

Font Size: System Default

Font Enhancement: System Default

Text Color: System Default
Background Color: System Default
Data Field
Font Name: Use Parent
Font Size: Use Parent
Font Enhancement: Use Parent
Text Color: Use Parent
Background Color: Use Parent
Multiline Field
Font Name: Use Parent
Font Size: Use Parent
Font Enhancement: Use Parent
Text Color: Use Parent
Background Color: Use Parent
Background Text
Font Name: Use Parent
Font Size: Use Parent
Font Enhancement: Use Parent
Text Color: Use Parent
Background Color: Use Parent
Pushbutton
Font Name: Use Parent
Font Size: Use Parent
Font Enhancement: Use Parent
Radio Button
Font Name: Use Parent
Font Size: Use Parent
Font Enhancement: Use Parent
Text Color: Use Parent
Background Color: Use Parent
Check Box
Font Name: Use Parent
Font Size: Use Parent
Font Enhancement: Use Parent
Text Color: Use Parent
Background Color: Use Parent
Group Box
Font Name: Use Parent
Font Size: Use Parent
Font Enhancement: Use Parent
Text Color: Use Parent
Background Color: Use Parent
Child Table Window
Font Name: Use Parent
Font Size: Use Parent
Font Enhancement: Use Parent
Text Color: Use Parent
Background Color: Use Parent
List Box
Font Name: Use Parent
Font Size: Use Parent
Font Enhancement: Use Parent
Text Color: Use Parent
Background Color: Use Parent
Combo Box
Font Name: Use Parent
Font Size: Use Parent
Font Enhancement: Use Parent
Text Color: Use Parent
Background Color: Use Parent
Line
Line Color: Use Parent
Frame
Border Color: Use Parent
Background Color: Use Parent
Picture
Border Color: Use Parent
Background Color: Use Parent
Formats

```

Number: 0%
Number: #0
Number: #,##0.00
Number: $#,##0.00;($#,##0.00)
Date/Time: hh:mm:ss AMPM
Date/Time: M/d/yy
Date/Time: MM-dd-yy
Date/Time: dd-MMM-yyyy
Date/Time: MMM d, yyyy
Date/Time: MMM d, yyyy hh:mm AMPM
Date/Time: MMMM d, yyyy hh:mm AMPM
External Functions
Constants
System
User
String: APPNAME = 'OSAM' Designer'
| Windows System Commands
Number: WM_CHAR          = 0x0102
| User Defined Messages
Number: MSG_Created = SAM_User + 1
Number: MSG_Gray = SAM_User + 2
Number: MSG_Hide = SAM_User + 3
Number: MSG_Show = SAM_User + 4
Number: MSG_DrawLine = SAM_User + 5
Number: MSG_Reset = SAM_User + 6
Number: MSG_Copy = SAM_User + 7
Number: MSG_Delete = SAM_User + 8
Number: MSG_Check = SAM_User + 9
Number: MSG_Change = SAM_User + 10
Number: MSG_Disable = SAM_User + 11
Number: MSG_HideLine = SAM_User + 12
Number: MSG_ShowLine = SAM_User + 13
Number: MSG_Redraw = SAM_User + 14
Number: MSG_Load = SAM_User + 15
Number: MSG_Highlight = SAM_User + 16
| OSAM Line Constants
Number: LN_8To10c = 61
Number: LN_7To9c = 60
Number: LN_2To4c = 59
Number: LN_1To3c = 58
Number: LN_1To7c = 57
Number: LN_4To10c = 56
Number: LN_7To10c = 55
Number: LN_1To4c = 54
Number: LN_1To2 = 53
Number: LN_1To3a = 52
Number: LN_1To3b = 51
Number: LN_1To4a = 50
Number: LN_1To4b = 49
Number: LN_1To5 = 48
Number: LN_1To6 = 47
Number: LN_1To7a = 46
Number: LN_1To7b = 45
Number: LN_1To8 = 44
Number: LN_1To9 = 43
Number: LN_1To10 = 42
Number: LN_2To3 = 41
Number: LN_2To4a = 40
Number: LN_2To4b = 39
Number: LN_2To5 = 38
Number: LN_2To6 = 37
Number: LN_2To7 = 36
Number: LN_2To8 = 35
Number: LN_2To9 = 34
Number: LN_2To10 = 33
Number: LN_3To4 = 32
Number: LN_3To5 = 31
Number: LN_3To6 = 30
Number: LN_3To7 = 29

```

Number: LN_3To8 = 28
 Number: LN_3To9 = 27
 Number: LN_3To10 = 26
 Number: LN_4To5 = 25
 Number: LN_4To6 = 24
 Number: LN_4To7 = 23
 Number: LN_4To8 = 22
 Number: LN_4To9 = 21
 Number: LN_4To10a = 20
 Number: LN_4To10b = 19
 Number: LN_5To6 = 18
 Number: LN_5To7 = 17
 Number: LN_5To8 = 16
 Number: LN_5To9 = 15
 Number: LN_5To10 = 14
 Number: LN_6To7 = 13
 Number: LN_6To8 = 12
 Number: LN_6To9 = 11
 Number: LN_6To10 = 10
 Number: LN_7To8 = 9
 Number: LN_7To9a = 8
 Number: LN_7To9b = 7
 Number: LN_7To10a = 6
 Number: LN_7To10b = 5
 Number: LN_8To9 = 4
 Number: LN_8To10a = 3
 Number: LN_8To10b = 2
 Number: LN_9To10 = 1
 Number: MAXLINES = 62

!
 ! MAX_SCROLL must be an even number. MAX_SCROLL determines the size of the total workspace presented to the user. (ie. a MAX_SCROLL of 6 will result in a screen matrix with x and y coordinates ranging from -3 to 3 (6/2)). Since the maximum allowable lengths of df_nHBar and df_nVBar are preset to 2, these lengths may have to be modified to accommodate MAX_SCROLL if it is set above 18 (x and y ranges = -9 to 9).

Number: MAX_SCROLL = 18

!
 String: NULL = ''
 String: TAB = '\t'
 String: SPACE = ' '
 String: DEL = '\n'
 Number: ALL = 0
 Number: ENTITY_Regular = 1
 Number: DOMAIN = 2
 Number: ENTITY_CrossProduct = 3
 Number: ENTITY_Composite = 4
 Number: CUT = 1
 Number: COPY = 2
 Number: DELETE = 6
 Number: DEPENDENT_UPON = 5
 Number: DEPENDENT_ON_BY = 6
 Number: ACTIVE = 0
 String: CIRCLE_ON = 'ciryellow.bmp'
 String: CIRCLE_OFF = 'ciryellow.bmp'
 String: CIRCLE_CONNECTED = 'cirgreen.bmp'
 String: SPACES = ' '
 ! SQL Column Types
 String: TYPE_CHOICES = 'CVLIENMRFOATY'
 Number: CHAR = 0
 Number: VARCHAR = 1
 Number: LONG = 2
 Number: INTEGER = 3
 Number: DECIMAL = 4
 Number: NUMBER = 5
 Number: SMALLINT = 6
 Number: REAL = 7
 Number: FLOAT = 8
 Number: DOUBLE = 9

```

Number: DATE = 10
Number: TIME = 11
Number: TIMESTAMP = 12
! Floating Menu Constants
Number: MENU_MAXLENGTH = 50
Number: SELECT_MENU = 3
!
String: REF_WARNING1 = 'The following statements will not work on SQL engines which do not support referential
integrity.'
String: REF_WARNING2 = 'All tables referenced below and their corresponding unique indexes must be created prior
to these statements being executed, or these statements will not work.'

```

Variables

```

! Global Booleans
!
Boolean: bGloAddObject
Boolean: bGloBuildSQL
Boolean: bGloChanged
Boolean: bGloDetailOK
Boolean: bGloDupeCheck
Boolean: bGloInitialized
Boolean: bGloItemsVisible
Boolean: bGloOverwrite
Boolean: bGloReferential
Boolean: bGloUpperCommands
Boolean: bGloStoreComposites
Boolean: bGloStoreCrossProducts
!
! Global Numbers
!
Number: nGloAbsPos
Number: nGloCompNumber
Number: nGloCount
Number: nGloDetailObject
Number: nGloEditPos
Number: nGloErrorFound
Number: nGloForeignCount
Number: nGloNextPos
Number: nGloObjFunction
Number: nGloResetPos
Number: nGloScreen
Number: nGloScreenPos
!
! SQL File Arrays/Variables
!
String: strGloRegularIndex[*]
String: strGloSQLTableDef[*]
String: strGloSQLForeignDef[*]
String: strGloStoredComposites[*]
String: strGloStoredCrossProducts[*]
String: strGloUniqueIndex
String: strGloUniqueColumns
!
! File Strings
!
String: strGloDefPath
String: strGloFilePath
String: strGloFileName
!
! Miscellaneous Strings
!
String: strGloCSV
String: strGloDupeAttr
String: strGloErrorMessage
String: strGloSQLReservedWord[*]
!
! Screen "Cells"
!
Number: nGloCell[*]
!

```

```

! Object Arrays
!
String: strGloO_ID[*]
String: strGloObjName[*]
String: strGloObjDesc[*]
Number: nGloObjType[*]
Number: nGloObjCell[*]
Number: nGloObjHBar[*]
Number: nGloObjVBar[*]
Number: nGloObjAttrPtr[*]
Long String: strGloObjAssociations[*]
Long String: strGloObjCRel[*]
Long String: strGloObjXRel[*]
Long String: strGloObjInser[*]
Long String: strGloObjUpdate[*]
Long String: strGloObjDelete[*]
!
! Related Objects Arrays
!
Number: nGloRelated[*]
Number: nGloRelatedType[*]
Number: nGloRelatedLevel[*]
String: strGloObjRelation[*]
!
! Detail Item Arrays
!
String: strGloAttrName[*]
Boolean: bGloAttrKey[*]
Boolean: bGloAttrRequired[*]
Boolean: bGloAttrIndexed[*]
Number: nGloAttrType[*]
Number: nGloAttrLength[*]
Number: nGloAttrScale[*]
Number: nGloAttrStatus[*]
Number: nGloAttrNextPtr[*]
String: strGloAttrComments[*]
Long String: strGloAttrRules[*]
String: strGloAttrCRel[*]
String: strGloAttrXRel[*]
!
! Detail Item Copy
!
String: strGloAttrCopyName[*]
Boolean: bGloAttrCopyKey[*]
Boolean: bGloAttrCopyRequired[*]
Boolean: bGloAttrCopyIndexed[*]
Number: nGloAttrCopyType[*]
Number: nGloAttrCopyLength[*]
Number: nGloAttrCopyScale[*]
String: strGloAttrCopyComments[*]
String: strGloAttrCopyCRel[*]
String: strGloAttrCopyXRel[*]
Long String: strGloAttrCopyRules[*]
!
! Global Window Handles
!
Window Handle: hWndGloDetailTable
Window Handle: hWndGloMenuBar
Window Handle: hWndGloSubMenu
Window Handle: hWndGloWait
!
! Included Strings (from winfiles.apl)
!

```

Internal Functions

Function: AddAssociations

Description: Creates an association between two objects. The associations for any object are stored in the global strGloObjAssociations[*] array as a CSV. This function updates the strGloObjAssociation array and posts a message to the workspace to redraw itself.

Returns

Parameters

Number: nAddObj

Local variables

String: strAddObj

String: strObjectID

Number: nObjLoc

String: strObjLoc

String: strInverseAssoc

Actions

Call SalNumberToStr(nAddObj,0,strAddObj)

Set strGloCSV = strGloObjAssociations[nAddObj]

While SalStrLength(strGloCSV) > 1

Set strObjectID = ReadCSV()

Call SalStrRight(strObjectID,1,strInverseAssoc)

If strInverseAssoc > 'Z'

Call SalStrUpper(strInverseAssoc,strInverseAssoc)

Else

Call SalStrLower(strInverseAssoc,strInverseAssoc)

Call SalStrLeft(strObjectID,SalStrScan(strObjectID,','),strObjLoc)

Call SalStrLop(strObjLoc)

Set nObjLoc = SalStrToNumber(strObjLoc)

Set strGloObjAssociations[nObjLoc] = strGloObjAssociations[nObjLoc]||'#'||strAddObj||'|'||strInverseAssoc||','

Call SalPostMsg(frmObjMgr.pbOrigin,MSG_Redraw,0,0)

Function: AppendSettingsToType

Description: Retrieves the SQL length and scale parameters for a given attribute and produces a more readable display of the attribute type in the case of CHARs, VARCHARs or DECIMALs.

Returns

Parameters

Local variables

String: strLength

Actions

If colType = 'Character Field' or colType = 'Variable Length Field'

Call SalNumberToStr(nLength,0,strLength)

If colType = 'Character Field'

Set colType = strLength||SPACE||colType

Else

Set colType = strLength||' char. '||colType

Set colScale = -1

If colType = 'Decimal'

Set strLength = NULL

While nLength > 0

If strLength = '999' or strLength = '999,999' or

strLength = '999,999,999' or strLength = '999,999,999,999'

Set strLength = ','||strLength

Set strLength = '9'||strLength

Set nLength = nLength-1

If nScale > 0

If strLength = NULL

Set strLength = '0.'

Else

Set strLength = strLength||'.'

While nScale > 0

Set strLength = strLength||'9'

Set nScale = nScale -1

Set colType = colType||' ('||strLength||')'

Function: BuildSQLFile

Description: Coordinates the creation of a SQL file after the user has selected the desired options on the Build SQL Dialog box, and has entered a file name.

Returns

Parameters

String: strFileName

Window Handle: hWndList

Local variables

File Handle: hFile

Number: nMaxCount

Number: nColCount

Number: nListCount

Number: nLine

String: strLine

```

String: strObjParm[5]
String: strObject
String: strOverwrite
String: strTable
String: strErrors
Actions
Set nGloErrorFound = 0
If SalFileOpen(hFile,strFileName,OF_Create|OF_Write)
  Call SalWaitCursor(TRUE)
  Set bGloBuildSQL = TRUE
  Set strMessage = 'Building SQL File: '||strFileName||'...'
  If cbInclude
    Call SalFilePutStr(hFile,dfDelimiter||SPACE||APPNAME)
    Call SalFilePutStr(hFile,dfDelimiter||' Copyright © 1992 by Paul F. Rabuck')
    Call SalFilePutStr(hFile,dfDelimiter)
    Call SalFilePutStr(hFile,NULL)
  If cbRules
    If rbOverwrite
      If bGloUpperCommands
        Call SalStrLower(dfRulesTable,strGloSQLTableDef[0])
        Set strGloSQLTableDef[0] = 'DROP TABLE '||strGloSQLTableDef[0]||';'
      Else
        Set strGloSQLTableDef[0] = 'drop table '||dfRulesTable||';'
        Set strGloSQLTableDef[1] = NULL
        Call WriteSQLToFile(hFile,strGloSQLTableDef,rbProper,rbUpper,rbLower,FALSE,FALSE)
      If bGloUpperCommands
        Call SalStrLower(dfRulesTable,strGloSQLTableDef[0])
        Set strGloSQLTableDef[0] = 'CREATE TABLE '||strGloSQLTableDef[0]||'(
        Set strGloSQLTableDef[1] = 'bname          CHAR(18) NOT NULL,'
        Set strGloSQLTableDef[2] = 'on_insert      CHAR(254),'
        Set strGloSQLTableDef[3] = 'on_update      CHAR(254),'
        Set strGloSQLTableDef[4] = 'on_delete      CHAR(254);'
      Else
        Set strGloSQLTableDef[0] = 'create table '||dfRulesTable||'(
        Set strGloSQLTableDef[1] = 'TBNAME          char(18) not null,'
        Set strGloSQLTableDef[2] = 'ON_INSERT      char(254),'
        Set strGloSQLTableDef[3] = 'ON_UPDATE      char(254),'
        Set strGloSQLTableDef[4] = 'ON_DELETE      char(254);'
        Set strGloSQLTableDef[5] = NULL
      Call WriteSQLToFile(hFile,strGloSQLTableDef,rbProper,rbUpper,rbLower,FALSE,FALSE)
    Set nListCount = 0
    Set nGloForeignCount = 0
    Set nMaxCount = SalListQueryCount(hWndList)
    While nListCount < nMaxCount
      If not cbRestrict or SalListQueryState(hWndList,nListCount)
        Call SalListQueryText(hWndList,nListCount,strObject)
        Call SalStrTokenize(strObject,TAB,TAB,strObjParm)
        Set nGloDetailObject = SalStrToNumber(strObjParm[1])
        If cbInclude
          Call SalFilePutStr(hFile,dfDelimiter||' SQL Definition for: '||strGloObjName[nGloDetailObject])
          Call SalFilePutStr(hFile,dfDelimiter||'_____')
          Call WordWrap(hFile,strGloObjDesc[nGloDetailObject],dfDelimiter,' NOTES: ',FALSE)
          Call WordWrap(hFile,strGloObjInsert[nGloDetailObject],dfDelimiter,' ON INSERT: ',FALSE)
          Call WordWrap(hFile,strGloObjUpdate[nGloDetailObject],dfDelimiter,' ON UPDATE: ',FALSE)
          Call WordWrap(hFile,strGloObjDelete[nGloDetailObject],dfDelimiter,' ON DELETE: ',FALSE)
          Call SalFilePutStr(hFile,dfDelimiter)
          Call SalFilePutStr(hFile,NULL)
        If cbRules and
          (strGloObjDesc[nGloDetailObject] != NULL or
          strGloObjInsert[nGloDetailObject] != NULL or
          strGloObjUpdate[nGloDetailObject] != NULL or
          strGloObjDelete[nGloDetailObject] != NULL)
          If bGloUpperCommands
            Call SalStrLower(dfRulesTable,strLine)
            Set strLine = 'INSERT INTO '||strLine||' VALUES('
          Else
            Set strLine = 'insert into '||dfRulesTable||' values('
          If rbProper
            Call SalStrProper(strLine,strLine)

```

```

    If rbUpper
        Call SalStrUpper(strLine,strLine)
    If rbLower
        Call SalStrLower(strLine,strLine)
    Call SalFilePutStr(hFile,strLine)
    Call SalFilePutStr(hFile,"'||strGloObjName[nGloDetailObject]||'\n,')
    Call WordWrap(hFile,"'||strGloObjInsert[nGloDetailObject]||'\n,','NULL,NULL,FALSE)
    Call WordWrap(hFile,"'||strGloObjUpdate[nGloDetailObject]||'\n,','NULL,NULL,FALSE)
    Call WordWrap(hFile,"'||strGloObjDelete[nGloDetailObject]||'\n,','NULL,NULL,FALSE)
    Call SalFilePutStr(hFile,NULL)
If rbOverwrite
    If bGloUpperCommands
        Call SalStrLower(strGloObjName[nGloDetailObject],strOverwrite)
        Set strOverwrite = 'DROP TABLE '||strOverwrite||';'
    Else
        Set strOverwrite = 'drop table '||strGloObjName[nGloDetailObject]||';'
    If rbProper
        Call SalStrProper(strOverwrite,strOverwrite)
    If rbUpper
        Call SalStrUpper(strOverwrite,strOverwrite)
    If rbLower
        Call SalStrLower(strOverwrite,strOverwrite)
    Call SalFilePutStr(hFile,strOverwrite)
    Call SalFilePutStr(hFile,NULL)
    Call SalModalDialog(dlgDetails,hWndForm)
If strGloSQLTableDef[0] = NULL
    Call WordWrap(hFile,
        'No Attributes Exist For '||strGloO_ID[nGloDetailObject]||'...Table '||strGloObjName[nGloDetailObject]||'
could not be created.',
        dfDelimiter,' ERROR: ',FALSE)
    Set nGloErrorFound = nGloErrorFound + 1
    Call SalFilePutStr(hFile,dfDelimiter)
    Call SalFilePutStr(hFile,NULL)
Else
    Call WriteSQLToFile(hFile,strGloSQLTableDef,rbProper,rbUpper,rbLower,FALSE,FALSE)
    If rbProper
        Call SalStrProper(strGloUniqueIndex,strGloUniqueIndex)
    If rbUpper
        Call SalStrUpper(strGloUniqueIndex,strGloUniqueIndex)
    If rbLower
        Call SalStrLower(strGloUniqueIndex,strGloUniqueIndex)
    Call WordWrap(hFile,strGloUniqueIndex,NULL,NULL,rbObjects)
    If strGloUniqueIndex != NULL
        Call SalFilePutStr(hFile,NULL)
    Set strGloUniqueIndex = NULL
    Call WriteSQLToFile(hFile,strGloRegularIndex,rbProper,rbUpper,rbLower,rbObjects,TRUE)
    If cbStoreComposites
        Call WriteSQLToFile(hFile,strGloStoredComposites,rbProper,rbUpper,rbLower,rbObjects,TRUE)
    If cbStoreCrossProducts
        Call WriteSQLToFile(hFile,strGloStoredCrossProducts,rbProper,rbUpper,rbLower,rbObjects,TRUE)
    Set nLstCount = nLstCount + 1
If nGloForeignCount > 0
    If cbInclude
        Call SalFilePutStr(hFile,dfDelimiter||' SQL Foreign Key Definitions')
        Call SalFilePutStr(hFile,dfDelimiter||'-----')
        Call WordWrap(hFile,REF_WARNING1,dfDelimiter,' WARNING: ',FALSE)
        Call WordWrap(hFile,REF_WARNING2,dfDelimiter,' ',FALSE)
        Call SalFilePutStr(hFile,dfDelimiter)
        Call SalFilePutStr(hFile,NULL)
    Call WriteSQLToFile(hFile,strGloSQLForeignDef,rbProper,rbUpper,rbLower,rbObjects,TRUE)
If cbCommit
    If rbCommands or rbUpper
        Call SalFilePutStr(hFile,'COMMIT;')
    If rbObjects or rbLower
        Call SalFilePutStr(hFile,'commit;')
    If rbProper
        Call SalFilePutStr(hFile,'Commit;')
Call SalFileClose(hFile)
Set strMessage = NULL

```

```

Set bGloBuildSQL = FALSE
If nGloErrorFound > 0
    Call SalNumberToStr(nGloErrorFound,0,strErrors)
    Call SalMessageBox(strErrors||' Error(s) were found...please check the SQL file for errors.',APPNAME,
        MB_OK|MB_IconExclamation)
    Call SalLoadApp('notepad',strFileName)
    Call SalWaitCursor(FALSE)
Function: CopyDetails
Description: Copies the attributes for a given object to temporary variables for later retrieval (used when
    doing an edit/copy, or when the program checks for duplicates.)
Returns
    Boolean:
Parameters
    Number: nObjectID
    Boolean: bTempCopy
Local variables
    Number: nNextPtr
    Number: nCopyCount
Actions
    If nGloObjAttrPtr[nObjectID] = 0
        Set strGloAttrCopyName[0] = NULL
        Return TRUE
    Else
        Set nCopyCount = 0
        Set nNextPtr = nGloObjAttrPtr[nObjectID]
        While nNextPtr != -1
            Set strGloAttrCopyName[nCopyCount] = strGloAttrName[nNextPtr]
            Set bGloAttrCopyKey[nCopyCount] = bGloAttrKey[nNextPtr]
            Set bGloAttrCopyRequired[nCopyCount] = bGloAttrRequired[nNextPtr]
            Set bGloAttrCopyIndexed[nCopyCount] = bGloAttrIndexed[nNextPtr]
            Set nGloAttrCopyType[nCopyCount] = nGloAttrType[nNextPtr]
            Set nGloAttrCopyLength[nCopyCount] = nGloAttrLength[nNextPtr]
            Set nGloAttrCopyScale[nCopyCount] = nGloAttrScale[nNextPtr]
            Set strGloAttrCopyComments[nCopyCount] = strGloAttrComments[nNextPtr]
            If bTempCopy
                Set strGloAttrCopyCRel[nCopyCount] = strGloAttrCRel[nNextPtr]
                Set strGloAttrCopyXRel[nCopyCount] = strGloAttrXRel[nNextPtr]
                Set nGloObjFunction = DELETE
            Set nNextPtr = nGloAttrNextPtr[nNextPtr]
            Set nCopyCount = nCopyCount+1
        Return TRUE
Function: CopyObject
Description: Copies the definition and associations for a given object to temporary variables for
    later retrieval (used when doing an edit/copy.)
Returns
Parameters
    Number: nCopyFrom
    Number: nCopyTo
Local variables
Actions
    Set strGloO_ID[nCopyTo] = strGloO_ID[nCopyFrom]
    Set strGloObjName[nCopyTo] = strGloObjName[nCopyFrom]
    Set strGloObjDesc[nCopyTo] = strGloObjDesc[nCopyFrom]
    Set nGloObjType[nCopyTo] = nGloObjType[nCopyFrom]
    Set nGloObjCell[nCopyTo] = nGloObjCell[nCopyFrom]
    Set nGloObjHBar[nCopyTo] = nGloObjHBar[nCopyFrom]
    Set nGloObjVBar[nCopyTo] = nGloObjVBar[nCopyFrom]
    Set nGloObjAttrPtr[nCopyTo] = nGloObjAttrPtr[nCopyFrom]
    Set strGloObjAssociations[nCopyTo] = strGloObjAssociations[nCopyFrom]
    Set strGloObjInsert[nCopyTo] = strGloObjInsert[nCopyFrom]
    Set strGloObjUpdate[nCopyTo] = strGloObjUpdate[nCopyFrom]
    Set strGloObjDelete[nCopyTo] = strGloObjDelete[nCopyFrom]
    If nCopyTo > 0
        Call AddAssociations(nCopyTo)
Function: CreateIndexes
Description: Generates the SQL "Create Index..." statements for a given object and stores them to
    a temporary array. Called from the BuildSQLFile() function through the Details dialog.
Returns
    Boolean:

```

Parameters

Local variables

String: strIndexName
String: strTableName
Number: nRegCount
String: strRegCount

Actions

```
Set strGloUniqueIndex = NULL
Set strGloUniqueColumns = NULL
Set nAttributeTblRow = TBL_MinRow
Set nRegCount = 0
Call SalStrLower(strGloO_ID[nGloDetailObject],strIndexName)
Call SalStrLower(strGloObjName[nGloDetailObject],strTableName)
While SalTblFindNextRow(hWndForm,nAttributeTblRow,0,0)
  Call SalTblSetContext(hWndForm,nAttributeTblRow)
  If collIndexed = 'Yes'
    If colKey = 'Yes'
      If strGloUniqueIndex != NULL
        Set strGloUniqueIndex = strGloUniqueIndex||', '
        Set strGloUniqueIndex = strGloUniqueIndex||colName
      Else
        Call SalNumberToStr(nRegCount+1,0,strRegCount)
        Set strGloRegularIndex[nRegCount] =
          'CREATE INDEX '||strIndexName||'_index_'||strRegCount||' ON '||strTableName||'('||colName||');'
        Set nRegCount = nRegCount + 1
      Set strGloRegularIndex[nRegCount] = NULL
    If strGloUniqueIndex != NULL
      Set strGloUniqueColumns = strGloUniqueIndex
      Set strGloUniqueIndex =
        'CREATE UNIQUE INDEX '||strIndexName||'_key ON '||strTableName||'('||strGloUniqueIndex||);'
  Return TRUE
```

Function: CreateStoredSQL

Description: Generates the SQL "Store...Select" statements for a given object (to represent summary objects) and stores them to a temporary array. Called from the BuildSQLFile() function through the Details dialog.

Returns

Boolean:

Parameters

Number: nEntityType

Local variables

String: strComposition
String: strTable
String: strTableName
String: strName
String: strCompDef
String: strCompNumber
Number: nDetailTblRow
Number: nCompCount

Actions

```
Set nGloCompNumber = 0
Set nCompCount = 0
While nGloRelated[nGloCompNumber] != -1
  If nGloRelatedType[nGloCompNumber] = nEntityType
    Call SalNumberToStr(nGloRelated[nGloCompNumber],0,strCompNumber)
    If nEntityType = ENTITY_Composite
      Set strCompDef = strGloObjCRel[nGloDetailObject]
      Set strTable = strGloO_ID[nGloRelated[nGloCompNumber]]||'_of_'||strGloO_ID[nGloDetailObject]||'('
    Else
      Set strCompDef = strGloObjXRel[nGloDetailObject]
      Set strTable = strGloO_ID[nGloDetailObject]||'_by_'||strGloO_ID[nGloRelated[nGloCompNumber]]||'('
    If SalStrScan(strCompDef,strCompNumber) != -1
      Set strComposition = 'COUNT(*)',
      Set strTable = strTable||strGloO_ID[nGloDetailObject]||'_count, '
    Set nDetailTblRow = TBL_MinRow
    While SalTblFindNextRow(hWndGloDetailTable,nDetailTblRow,0,0)
      Call SalTblSetContext(hWndGloDetailTable,nDetailTblRow)
      If colItemType > 2 and colItemType < 10
        Set strName = hWndGloDetailTable.colName
        If nEntityType = ENTITY_Composite
```

```

        Set strCompDef = hWndGloDetailTable.colCRef
    Else
        Set strCompDef = hWndGloDetailTable.colXRef
    If SalStrScan(strCompDef,'#'||strCompNumber) != -1
        Call
SalStrMid(strCompDef,SalStrScan(strCompDef,'#'||strCompNumber),SalStrLength(strCompNumber)+7,strCompDef)
    Else
        Set strCompDef = NULL
    If SalStrScan(strCompDef,'L') != -1
        Set strComposition = strComposition||'MIN('||strName||'),'
        Set strTable = strTable||strName||'_N,'
    If SalStrScan(strCompDef,'H') != -1
        Set strComposition = strComposition||'MAX('||strName||'),'
        Set strTable = strTable||strName||'_X,'
    If SalStrScan(strCompDef,'A') != -1
        Set strComposition = strComposition||'AVG('||strName||'),'
        Set strTable = strTable||strName||'_A,'
    If SalStrScan(strCompDef,'T') != -1
        Set strComposition = strComposition||'SUM('||strName||'),'
        Set strTable = strTable||strName||'_S,'
    If strComposition != NULL
        Call SalStrLeft(strComposition,SalStrLength(strComposition)-2,strComposition)
        Call SalStrLeft(strTable,SalStrLength(strTable)-2,strTable)
        Set strTable = strTable||')'
        Call SalStrLower(strTable,strTable)
        Call SalStrLower(strGloObjName[nGloDetailObject],strTableName)
    If nEntityType = ENTITY_Composite
        If bGloOverwrite
            Set strGloStoredComposites[nCompCount] = 'ERASE '||strTable||';
            Set strGloStoredComposites[nCompCount+1] = SPACE
            Set nCompCount = nCompCount + 2
        Set strComposition =
            'CREATE VIEW '||strTable||' AS SELECT '||strComposition||' FROM '||strTableName||';'
    Else
        If bGloOverwrite
            Set strGloStoredCrossProducts[nCompCount] = 'ERASE '||strTable||';
            Set strGloStoredCrossProducts[nCompCount+1] = SPACE
            Set nCompCount = nCompCount + 2
        Set strComposition =
            'CREATE VIEW '||strTable||' AS SELECT '||strComposition||' FROM '||strTableName||
            ' GROUP BY '||RetrieveCrossProductAttributes(nGloRelated[nGloCompNumber])||';'
    If nEntityType = ENTITY_Composite
        Set strGloStoredComposites[nCompCount] = strComposition
    Else
        Set strGloStoredCrossProducts[nCompCount] = strComposition
        Set nCompCount = nCompCount + 1
        Set nGloCompNumber = nGloCompNumber + 1
    If nEntityType = ENTITY_Composite
        Set strGloStoredComposites[nCompCount] = NULL
    Else
        Set strGloStoredCrossProducts[nCompCount] = NULL
    Return TRUE

```

Function: CreateTable

Description: Generates the SQL "Create Table..." and "Comment On..." statements for a given object and stores them to a temporary array. Called from the BuildSQLFile() function through the Details dialog.

Returns

Boolean:

Parameters

Number: nTable

Local variables

String: strSQL

String: strTable

Number: nColCount

String: strType

String: strName

String: strLength

String: strScale

String: strComment[*]

```

Actions
Set nAttributeTblRow = TBL_MinRow
Set strTable = strGloObjName[nTable]
Set nColCount = 1
While SalTblFindNextRow(hWndForm,nAttributeTblRow,0,0)
  Call SalTblSetContext(hWndForm,nAttributeTblRow)
  If strSQL != NULL
    Set strSQL = strSQL||', '
    Set strGloSQLTableDef[nColCount] = strSQL
    Set strSQL = NULL
    Set nColCount = nColCount + 1
  Call SalStrLeft(colName||SPACES,20,strName)
  If not bGloUpperCommands
    Call SalStrUpper(strName,strName)
  Set strSQL = strSQL||strName
  Select Case colItemType
    Case CHAR
      Call SalNumberToStr(colLength,0,strLength)
      Set strType = ' CHAR('||strLength||')'
      Break
    Case VARCHAR
      Call SalNumberToStr(colLength,0,strLength)
      Set strType = ' VARCHAR('||strLength||')'
      Break
    Case LONG
      Set strType = ' LONG'
      Break
    Case INTEGER
      Set strType = ' INTEGER'
      Break
    Case DECIMAL
      Call SalNumberToStr(colLength,0,strLength)
      Call SalNumberToStr(colScale,0,strScale)
      Set strType = ' DECIMAL('||strLength||','||strScale||')'
      Break
    Case NUMBER
      Set strType = ' NUMBER'
      Break
    Case SMALLINT
      Set strType = ' SMALLINT'
      Break
    Case REAL
      Set strType = ' REAL'
      Break
    Case FLOAT
      Set strType = ' FLOAT'
      Break
    Case DOUBLE
      Set strType = ' DOUBLE'
      Break
    Case DATE
      Set strType = ' DATE'
      Break
    Case TIME
      Set strType = ' TIME'
      Break
    Case TIMESTAMP
      Set strType = ' TIMESTAMP'
      Break
  If not bGloUpperCommands
    Call SalStrLower(strType,strType)
  Set strSQL = strSQL||strType
  If colRequired = 'Yes'
    If bGloUpperCommands
      Set strSQL = strSQL||' NOT NULL'
    Else
      Set strSQL = strSQL||' not null'
  If strSQL != NULL
    If bGloUpperCommands

```

```

    Call SaIStrLower(strTable,strTable)
    Set strGloSQLTableDef[0] = 'CREATE TABLE '||strTable||'('
Else
    Call SaIStrUpper(strTable,strTable)
    Set strGloSQLTableDef[0] = 'create table '||strTable||'('
If strGloUniqueColumns = NULL or not cbReferential
    Set strGloSQLTableDef[nColCount] = strSQL|';'
Else
    Set strGloSQLTableDef[nColCount] = strSQL|';'
    Set nColCount = nColCount + 1
    If bGloUpperCommands
        Call SaIStrLower(strGloUniqueColumns,strGloUniqueColumns)
        Set strGloSQLTableDef[nColCount] = 'PRIMARY KEY (||strGloUniqueColumns||)';'
    Else
        Call SaIStrUpper(strGloUniqueColumns,strGloUniqueColumns)
        Set strGloSQLTableDef[nColCount] = 'primary key (||strGloUniqueColumns||)';'
Set strGloSQLTableDef[nColCount+1] = 'COMMENT'
Set nColCount = nColCount + 1
Call SaIStrTrim(strGloObjDesc[nTable],strGloObjDesc[nTable])
If strGloObjDesc[nTable] != NULL and SaIStrLength(strGloObjDesc[nTable]) > 1
    If bGloUpperCommands
        Set strGloSQLTableDef[nColCount+1] = 'COMMENT ON TABLE '||strTable||' IS '||strGloObjDesc[nTable]
    Else
        Call SaIStrUpper(colName,strName)
        Set strGloSQLTableDef[nColCount+1] = 'comment on table '||strTable||' is '||strGloObjDesc[nTable]
Set nColCount = nColCount + 1
Set nAttributeTblRow = TBL_MinRow
While SaITblFindNextRow(hWndForm,nAttributeTblRow,0,0)
    Call SaITblSetContext(hWndForm,nAttributeTblRow)
    If not SaISNull(colComments)
        If bGloUpperCommands
            Call SaIStrLower(colName,strName)
            Set strGloSQLTableDef[nColCount+1] = 'COMMENT ON COLUMN '||strTable||'.'||strName||' IS
'||colComments
        Else
            Call SaIStrUpper(colName,strName)
            Set strGloSQLTableDef[nColCount+1] = 'comment on column '||strTable||'.'||strName||' is '||colComments
        Set nColCount = nColCount + 1
Set strGloSQLTableDef[nColCount+1] = NULL
If bGloReferential
    Call CreateForeignKeys(strTable)
Else
    Set strGloSQLTableDef[0] = NULL
Return TRUE
Function: CreateForeignKeys
Description: Generates the SQL "Alter Table...Foreign Key" statements for a given object when the
user selects referential integrity in the Build SQL options and stores it to a temporary array.
Called from the BuildSQLFile() function through the Details dialog.
Returns
Boolean:
Parameters
String: strTable
Local variables
String: strSQL
String: strName
String: strFrom
String: strAssocType
Number: nColCount
String: strTableName
Actions
Set strSQL = NULL
Set nColCount = nGloForeignCount+1
Set nAttributeTblRow = TBL_MinRow
While SaITblFindNextRow(hWndForm,nAttributeTblRow,0,0)
    Call SaITblSetContext(hWndForm,nAttributeTblRow)
    If colFrom != NULL and colAssocType != 'G'
        If strSQL != NULL
            Set strSQL = strSQL|'; '
        Set strGloSQLForeignDef[nColCount] = strSQL

```



```

    Set strSQL = NULL
    Set nColCount = nColCount + 1
    Set strFrom = colFrom
    Set strTableName = colTableName
    Set strAssocType = colAssocType
    Call SalStrLower(colFrom,colFrom)
    Set strSQL = 'FOREIGN KEY '||colFrom||' ('
    While colFrom = strFrom and colFrom != NULL
        Call SalStrLower(colName,colName)
        Set strSQL = strSQL||colName||','
        If SalTblFindNextRow(hWndForm,nAttributeTblRow,0,0)
            Call SalTblSetContext(hWndForm,nAttributeTblRow)
        Else
            Set colFrom = NULL
    Call SalStrLeft(strSQL,SalStrLength(strSQL)-1,strSQL)
    Set nAttributeTblRow = nAttributeTblRow - 1
    Call SalStrLower(strTableName,strTableName)
    If strAssocType = 'A'
        Set strSQL = strSQL||') REFERENCES '||strTableName||' ON DELETE SET NULL'
    Else
        Set strSQL = strSQL||') REFERENCES '||strTableName||' ON DELETE RESTRICT'
    If nColCount > nGloForeignCount+1
        Set strGloSQLForeignDef[nColCount] = strSQL||','
        Call SalStrLower(strTable,strTable)
        Set strGloSQLForeignDef[nGloForeignCount] = 'ALTER TABLE '||strTable
        Set strGloSQLForeignDef[nColCount+1] = SPACE
        Set strGloSQLForeignDef[nColCount+2] = NULL
        Set nGloForeignCount = nColCount + 2
    Return TRUE

```

Function: DeleteAssociations

Description: Removes an association between two objects. The associations for any object are stored in the global strGloObjAssociations[*] array as a CSV. This function updates the strGloObjAssociation array and posts a message to the workspace to refresh itself.

Returns

Parameters

Number: nDelObj

Boolean: bRefresh

Local variables

String: strDelObj

String: strObjectID

Number: nObjLoc

String: strObjLoc

Actions

Call SalNumberToStr(nDelObj,0,strDelObj)

Set strGloCSV = strGloObjAssociations[nDelObj]

While SalStrLength(strGloCSV) > 1

Set strObjectID = ReadCSV()

Call SalStrLeft(strObjectID,SalStrScan(strObjectID,','),strObjLoc)

Call SalStrLop(strObjLoc)

Set nObjLoc = SalStrToNumber(strObjLoc)

Call SalStrReplace(strGloObjAssociations[nObjLoc],

SalStrScan(strGloObjAssociations[nObjLoc],#)||strDelObj),

SalStrLength(strDelObj)+4,NULL,strGloObjAssociations[nObjLoc])

Set strGloObjAssociations[nDelObj] = NULL

If bRefresh

Call RefreshLabels()

Function: DeleteObject

Description: Removes the definition and associations for a given object and posts a message to the workspace to redraw itself. Performed on an edit/cut, or an edit/clear.

Returns

Parameters

Number: nDelete

Local variables

Actions

Call DeleteAssociations(nDelete,TRUE)

Set strGloO_ID[nDelete] = NULL

Set strGloObjName[nDelete] = NULL

Set strGloObjDesc[nDelete] = NULL

Set nGloObjType[nDelete] = DELETE

```

Set nGloObjCell[nDelete] = 0
Set nGloObjHBar[nDelete] = -1
Set nGloObjVBar[nDelete] = -1
Set nGloObjAttrPtr[nDelete] = 0
Set nGloCell[nGloAbsPos] = 0
Set strGloObjInsert[nDelete] = NULL
Set strGloObjUpdate[nDelete] = NULL
Set strGloObjDelete[nDelete] = NULL
Call SalSendMsgToChildren(hWndForm,MSG_Disable,0,0)
Set wParam = SalNumberMod(nGloAbsPos,10)
If wParam = 0
    Set wParam = 10
Call SalSendMsgToChildren(hWndForm,MSG_HideLine,wParam,0)
Call SalSendMsgToChildren(hWndForm,MSG_Disable,0,0)
Call SalSendMsg(hWndDF[nGloScreenPos],MSG_Delete,0,0)
Call SalSendMsg(hWndDF[nGloScreenPos],MSG_Hide,0,0)
Call Redraw()
Function: FileContinue
Description: Prompts the user to save any changes made to their s-diagram before continuing.
    Performed on file/new or file/open.
Returns
    Boolean:
Parameters
Local variables
    Number: nSaveResponse
    String: strCapFile
Actions
If bGloChanged
    If strGloFileName = NULL
        Set nSaveResponse = SalMessageBox('Save Changes To File?',
            APPNAME,MB_YesNoCancel|MB_IconQuestion)
    Else
        Call SalStrUpper(strGloFileName,strCapFile)
        Set nSaveResponse = SalMessageBox('Save Changes To '||strCapFile||'? ',
            APPNAME,MB_YesNoCancel|MB_IconQuestion)
    If nSaveResponse = IDYES
        Call ResetFileNames(strGloFileName,strGloFilePath,'sam')
        If strGloFilePath = NULL
            Call SalStrLeft(strGloFileName,SalStrScan(strGloFileName,'. '),strGloFileName)
            Set strGloFileName = strGloFileName||'.sam'
            IfDlgSaveAs(hWndForm,strGloDefPath,APPNAME||' - Save File','sam','OSAM
Files~*.sam~',OFN_PATHMUSTEXIST|OFN_HIDEREADONLY|OFN_OVERWRITEPROMPT,strGloFilePath,strGloFileNam
e)
                Call SaveOSAMFile(strGloFilePath)
            Else
                Return FALSE
            Else
                Call SaveOSAMFile(strGloFilePath)
        If nSaveResponse = IDCANCEL
            Return FALSE
        Return TRUE
Function: FileNew
Description: Initializes all workspace and attribute arrays and posts a message to pbOrigin to
    return the workspace to screen (0,0). Performed on file/new when the user wishes
    to start a brand new s-diagram.
Returns
    Boolean:
Parameters
    Boolean: bRedraw
Local variables
    Number: nDeleteCell
    Number: nMaxCell
    Number: nDelObject
Actions
If not bGloInitialized or bGloChanged
    If FileContinue()
        Call SalWaitCursor(TRUE)
        Set strMessage = 'initializing Workspace...'
        Set nGloObjFunction = DELETE

```

```

Set nDelObject = 1
While nGloObjType[nDelObject] != 0
  Call DeleteAssociations(nDelObject,FALSE)
  Set strGloO_ID[nDelObject] = NULL
  Set strGloObjName[nDelObject] = NULL
  Set strGloObjDesc[nDelObject] = NULL
  Set nGloObjType[nDelObject] = DELETE
  Set nGloObjCell[nDelObject] = 0
  Set nGloObjAttrPtr[nDelObject] = 0
  Set strGloObjInsert[nDelObject] = NULL
  Set strGloObjUpdate[nDelObject] = NULL
  Set strGloObjDelete[nDelObject] = NULL
  Set nDelObject = nDelObject + 1
Set nDeleteCell = 0
Set nMaxCell = (SalNumberPower(MAX_SCROLL+1,2)+MAX_SCROLL)*10
While nDeleteCell < nMaxCell
  Set nGloCell[nDeleteCell] = 0
  Set nDeleteCell = nDeleteCell + 1
Set bEntityFocus = FALSE
Set bGloChanged = FALSE
Set bGloInitialized = TRUE
Call SalWaitCursor(FALSE)
If bRedraw
  Call SalSetWindowText(hWndForm,APPNAME||' - (untitled)')
  Call Redraw()
Call SalSendMessageToChildren(hWndForm,MSG_Disable,0,0)
Set bStartApp = TRUE
Call SalSendMessage(pbOrigin,SAM_Click,0,0)
Return TRUE
Else
  Return FALSE
Else
  Return TRUE

```

Function: FlipCase
Description: Called depending on the Text Format options select on the Build SQL Dialog, called by the WordWrap() and WriteSQLToFile() functions.

Returns
String:

Parameters
String: strText

Local variables
Number: nWordCount
String: strWord[*]
String: strWordCheck
Number: nTokens

Actions
Set nTokens = SalStrTokenize(strText,SPACE,SPACE,strWord)
Set strText = NULL
Set nWordCount = 0
While nWordCount < nTokens
 Call SalStrUpper(strWord[nWordCount],strWordCheck)
 If strWordCheck = strWord[nWordCount]
 Call SalStrLower(strWordCheck,strWordCheck)
 Set strText = strText||SPACE||strWordCheck
 Set nWordCount = nWordCount + 1
Call SalStrLop(strText)
Return strText

Function: GetAllRelatedObjects
Description: Lists data concerning either ancestor or dependent objects for a given object into four separate receive arrays depending upon the bDependent boolean (If FALSE, ancestors... If TRUE, dependents) regardless of how many levels the dependency is removed from the given object.

Returns

Parameters
Number: nObject
Boolean: bDependent
Receive Number: nRelated[*]
Receive Number: nRelatedLevel[*]
Receive Number: nRelatedType[*]

```

    Receive String: strObjRelation[*]
Local variables
    Number: nStart
    Number: nLevelStart
    String: strBaseRelation
Actions
    Set nRelated[0] = nObject
    Set nRelatedLevel[0] = 0
    Set nRelated[1] = -1
    Set nGloCount = 0
    Set nStart = 1
    Set nLevelStart = 1
    While nRelated[nGloCount] != -1
        Set nStart = GetDirectlyRelatedObjects(nRelated[nGloCount],nStart,bDependent,
            strObjRelation[nGloCount],nRelated,nRelatedType,strObjRelation)
        While nLevelStart != nStart
            Set nRelatedLevel[nLevelStart] = nRelatedLevel[nGloCount]+1
            Set nLevelStart = nLevelStart+1
        Set nGloCount = nGloCount + 1
Function: GetDirectlyRelatedObjects
Description: Lists data concerning either ancestor or dependent objects for a given object into four
    separate receive arrays depending upon the bDependent boolean (if FALSE, ancestors...
    if TRUE, dependents) only if the related objects are directly associated (or one level
    removed) from the given object.
Returns
    Number:
Parameters
    Number: nObject
    Number: nStart
    Boolean: bDependent
    String: strBaseRelation
    Receive Number: nRelated[*]
    Receive Number: nRelatedType[*]
    Receive String: strObjRelation[*]
Local variables
    String: strObjectID
    String: strObjLoc
Actions
    Set strGloCSV = strGloObjAssociations[nObject]
    While SalStrLength(strGloCSV) > 1
        Set strObjectID = ReadCSV()
        Call SalStrLeft(strObjectID,SalStrScan(strObjectID,','),strObjLoc)
        Call SalStrLop(strObjLoc)
        Set nRelated[nStart] = SalStrToNumber(strObjLoc)
        Set nRelatedType[nStart] = nGloObjType[nRelated[nStart]]
        Call SalStrRight(strObjectID,1,strObjRelation[nStart])
        If (bDependent and strObjRelation[nStart] > 'Z')
            or (not bDependent and strObjRelation[nStart] < 'Z')
            If not bDependent
                If strBaseRelation = 'A' or
                    ((strBaseRelation = 'O' or strBaseRelation = 'M' or strBaseRelation = 'X') and
                    strObjRelation[nStart] != 'A')
                    Set strObjRelation[nStart] = strBaseRelation
        Set nStart = nStart + 1
    Set nRelated[nStart] = -1
    Return nStart
Function: GetNextAttributePtr
Description: Returns a starting point for a new link list of object attributes.
Returns
    Number:
Parameters
Local variables
    Number: nAttrCount
Actions
    Set nAttrCount = 1
    While nGloAttrNextPtr[nAttrCount] != 0
        Set nAttrCount = nAttrCount+1
    Set nGloAttrNextPtr[nAttrCount] = -1
    Return nAttrCount

```

Function: GetTypeSpecifics

Description: Determines whether an attribute type (ie CHAR, DATE) requires length and scale and calls a dialog box for the user to enter one or both fields if required by SQL.

Returns

Parameters

Local variables

Actions

```
If colType != 'Decimal' and
  colType != 'Character Field' and
  colType != 'Variable Length Field'
  Call SalClearField(colLength)
  Call SalClearField(colScale)
Else
  If not bSpecificsDialog
    If SalIsNull(colLength)
      Set colLength = -1
      Set colScale = -1
    If colScale = -1
      Set nLength = colLength
    Else
      Set nLength = colLength-colScale
    Set nScale = colScale
    If SalModalDialog(dlgTypeSpecifics,dlgDetails)
      Set colScale = nScale
      If nScale = -1
        Set nScale = 0
      Set colLength = nLength+nScale
    Else
      If nLength = -1
        Call SalClearField(colType)
        Return FALSE
      Call AppendSettingsToType()
```

Function: HideEntity

Description: Hides an object displayed in the workspace.

Returns

Parameters

Window Handle: hWndDomain

Local variables

Actions

```
Call SalHideWindow(hWndItem)
Call SalHideWindow(hWndDomain)
```

Function: IsAlphaNumeric

Description: Determines whether or not a given string consists entirely of alphanumeric characters.

Return TRUE if the string is alphanumeric, FALSE otherwise. Will also replace spaces in the string with an underscore.

Returns

Boolean:

Parameters

Receive String: strName

Local variables

String: strNameCheck

Number: nChar

Actions

```
Call ReplaceChar(strName,SPACE,'_')
Set strNameCheck = strName
While strNameCheck != NULL
  Set nChar = SalStrLop(strNameCheck)
  If (nChar > 47 and nChar < 58) or
    (nChar > 64 and nChar < 91) or
    (nChar > 96 and nChar < 123) or
    nChar = 95
  Else
    Call SalMessageBox('This entry must be alphanumeric.',APPNAME,MB_Ok|MB_IconAsterisk)
    Return FALSE
  Return IsNotReserved(strName)
```

Function: IsAncestor

Description: Determines whether one object is the ancestor of the other.

Returns

Boolean:

Parameters
 Number: nAssociate
 Number: nObject

Local variables
 Boolean: bAncestor

Actions
 Set bAncestor = FALSE
 Call GetAllRelatedObjects(nObject,FALSE,
 nGloRelated,nGloRelatedLevel,nGloRelatedType,strGloObjRelation)
 Set nGloCount = 1
 While nGloRelated[nGloCount] != -1
 If nGloRelated[nGloCount] = nAssociate
 Set bAncestor = TRUE
 Set nGloCount = nGloCount + 1
 Return bAncestor

Function: IsDependent
 Description: Determines whether one object is dependent upon the other.

Returns
 Boolean:

Parameters
 Number: nAssociate
 Number: nObject

Local variables
 Boolean: bDependent

Actions
 Set bDependent = FALSE
 Call GetAllRelatedObjects(nObject,TRUE,
 nGloRelated,nGloRelatedLevel,nGloRelatedType,strGloObjRelation)
 Set nGloCount = 1
 While nGloRelated[nGloCount] != -1
 If nGloRelated[nGloCount] = nAssociate
 Set bDependent = TRUE
 Set nGloCount = nGloCount + 1
 Return bDependent

Function: IsNotReserved
 Description: Determines whether a given string is on the list of SQL reserved words (read in at the start of the program into strGloSQLReservedWords[]) from the file "RESERVE.SQL". Return TRUE if the string is not on the list, FALSE otherwise.

Returns
 Boolean:

Parameters
 String: strWord

Local variables
 Number: nReserveCount

Actions
 Set nReserveCount = 0
 Call SalStrLower(strWord,strWord)
 While strGloSQLReservedWord[nReserveCount] != NULL
 If strGloSQLReservedWord[nReserveCount] = strWord
 Call SalMessageBox("||strWord||" is a SQL reserved word. Please change your entry.',APPNAME,
 MB_Ok|MB_IconAsterisk)
 Return FALSE
 Else
 Set nReserveCount = nReserveCount + 1
 Return TRUE

Function: KillFocusColor
 Description: Changes the color of an object which has just lost focus so that it no longer appears to have focus.

Returns

Parameters
 Number: nColorBkgd
 Number: nColorText

Local variables
 String: strEntityName

Actions
 Call SalColorSet(hWndItem,COLOR_IndexWindow,nColorBkgd)
 Call SalColorSet(hWndItem,COLOR_IndexWindowText,nColorText)

Function: LoadHandles
 Description: Loops through a window looking for a particular object type and records a handle

for each object of that type to a given array.

Returns

Parameters

Window Handle: hWndCurrent

Window Handle: hWndArray[60]

Number: nType

Local variables

Window Handle: hWndChild

Actions

Set hWndChild = SalGetFirstChild(hWndCurrent,nType)

Set nGloCount = 0

Loop

If hWndChild = hWndNULL

Break

Else

Call SalHideWindow(hWndChild)

Set hWndArray[nGloCount] = hWndChild

Set hWndChild = SalGetNextChild(hWndChild,nType)

Set nGloCount = nGloCount + 1

Function: NoDetailErrors

Description: Loops through the Object Attributes table window on digDetails and validates that each entered attribute has no errors. Returns TRUE if no errors are found, FALSE otherwise.

Returns

Boolean:

Parameters

Local variables

Number: nNameCount

String: strCurrentName

Number: nKeyResponse

Actions

Set nAttributeTblRow = TBL_MinRow

While SalTblFindNextRow(hWndForm,nAttributeTblRow,0,0)

Call SalTblSetContext(hWndForm,nAttributeTblRow)

If SalIsNull(colFrom)

If SalIsNull(colName)

Set colName = '(unnamed)'

Call SalTblSetFocusCell(hWndForm,nAttributeTblRow,colName,-1,-1)

Call SalTblKillEdit(hWndForm)

Call SalMessageBox('Please provide a name for this attribute.',

APPNAME,MB_Ok|MB_IconAsterisk)

Call SalClearField(colName)

Call SalTblSetFocusCell(hWndForm,nAttributeTblRow,colName,-1,-1)

Return FALSE

Else

If nAttributeTblRow > 0

Set strCurrentName = colName

Set nNameCount = 0

While nNameCount < nAttributeTblRow

Call SalTblSetContext(hWndForm,nNameCount)

If colName = strCurrentName

Call SalMessageBox('Duplicate Attribute Found. Please Make Sure That Each Attribute for

'{frmObjMgr.strO_ID}' has a unique name.',

APPNAME,MB_Ok|MB_IconAsterisk)

Call SalTblSetFocusCell(hWndForm,nAttributeTblRow,colName,-1,-1)

Return FALSE

Else

Set nNameCount = nNameCount+1

Call SalTblSetContext(hWndForm,nAttributeTblRow)

If SalIsNull(colKey)

Set nKeyResponse = SalMessageBox('Is the '{colName}' a key attribute? (ie. is the '{colName}' used to identify

a given '{frmObjMgr.strO_ID}')

APPNAME,MB_YesNoCancel|MB_IconQuestion|MB_DefButton2)

If nKeyResponse = IDYES

Set colKey = 'Yes'

Set colRequired = 'Yes'

Set colIndexed = 'Yes'

If nKeyResponse = IDNO

Set colKey = 'No'

If nKeyResponse = IDCANCEL

```

        Call SalTblSetFocusCell(hWndForm,nAttributeTblRow,colKey,-1,-1)
        Return FALSE
    If SallsNull(colRequired)
        Set nKeyResponse = SalMessageBox('Is the '||colName||' a required attribute? (ie. must a '||colName||' be
provided for every '||frmObjMgr.strO_ID||'),
        APPNAME,MB_YesNoCancel|MB_IconQuestion|MB_DefButton2)
        If nKeyResponse = IDYES
            Set colRequired = 'Yes'
        If nKeyResponse = IDNO
            Set colRequired = 'No'
        If nKeyResponse = IDCANCEL
            Call SalTblSetFocusCell(hWndForm,nAttributeTblRow,colRequired,-1,-1)
            Return FALSE
    If SallsNull(colIndexed)
        Set nKeyResponse = SalMessageBox('Should the '||colName||' be an indexed attribute? (ie. are
'||frmObjMgr.strO_ID||' data going to be retrieved, reported or queried by '||colName||'),
        APPNAME,MB_YesNoCancel|MB_IconQuestion|MB_DefButton2)
        If nKeyResponse = IDYES
            Set colIndexed = 'Yes'
        If nKeyResponse = IDNO
            Set colIndexed = 'No'
        If nKeyResponse = IDCANCEL
            Call SalTblSetFocusCell(hWndForm,nAttributeTblRow,colIndexed,-1,-1)
            Return FALSE
    If SallsNull(colType)
        Call SalMessageBox('Please provide an attribute type for '||colName||'.',
        APPNAME,MB_Ok|MB_IconAsterisk)
        Call SalTblSetFocusCell(hWndForm,nAttributeTblRow,colType,-1,-1)
        Call SalSendMsg(dlgDetails,MSG_Show,0,0)
        Call SalPostMsg(colType,MSG_Reset,0,0)
        Return FALSE
    Return TRUE

```

Function: NoDuplicateDependentAttributes

Description: Coordinates the process of verifying that no attributes belonging to a given object are duplicated in any dependents.

Returns

Boolean:

Parameters

Number: nObject

String: strAssociationType

Local variables

Number: nDupeCount

Number: nDupeRelated[*]

Number: nDupeRelatedDummy[*]

String: strDupeRelatedDummy[*]

Actions

Call SalWaitCursor(TRUE)

Set strMessage = 'Checking for duplicate attributes...'

Set bGloDupeCheck = TRUE

Call GetA||RelatedObjects(nObject,TRUE,
nDupeRelated,nDupeRelatedDummy,nDupeRelatedDummy,strDupeRelatedDummy)

Set strGloObjRelation[0] = strAssociationType

Set nDupeCount = 0

While nDupeRelated[nDupeCount] != -1

Set nGloDetailObject = nDupeRelated[nDupeCount]

If not SalModalDialog(dlgDetails,hWndForm)

If bGloDetailOK

Call SalMessageBox(strAssocID||' may not be associated with '||frmObjMgr.strO_ID||' because the
"||strGloDupeAttr||" attribute belonging to '||strGloO_ID[nGloDetailObject]||' would be duplicated.',

APPNAME,MB_Ok|MB_IconAsterisk)

Set bGloDupeCheck = FALSE

Call SalWaitCursor(FALSE)

Return FALSE

Set nDupeCount = nDupeCount + 1

Set bGloDupeCheck = FALSE

Set strMessage = NULL

Call SalWaitCursor(FALSE)

Return TRUE

Function: NoDuplicateDependents

Description: Verifies that associations for a given object do not result in duplicate dependents

Returns
 Boolean:

Parameters
 Number: nObject
 Receive String: strDuplicates

Local variables
 Boolean: bNoDuplicate
 Number: nDupeCount

Actions
 Set bNoDuplicate = TRUE
 Call GetAllRelatedObjects(nObject, TRUE,
 nGloRelated, nGloRelatedLevel, nGloRelatedType, strGloObjRelation)
 Set nGloCount = 1
 Set strDuplicates = NULL
 While nGloRelated[nGloCount] != -1
 Set nDupeCount = nGloCount + 1
 While nGloRelated[nDupeCount] != -1
 If nGloRelated[nGloCount] = nGloRelated[nDupeCount]
 Set bNoDuplicate = FALSE
 Set strDuplicates = strDuplicates || '|strGloO_ID[nGloRelated[nGloCount]]
 Set nDupeCount = nDupeCount + 1
 Set nGloCount = nGloCount + 1
 If not bNoDuplicate
 Call SalStrLop(strDuplicates)
 Call SalStrLop(strDuplicates)
 Return bNoDuplicate

Function: NoDuplicateErrors

Description: Verifies that no attributes for a given object (currently listed in the digDetails window) are duplicates of one another.

Returns
 Boolean:

Parameters

Local variables
 Number: nNameCount
 String: strCurrentName
 Number: nKeyResponse

Actions
 Set nAttributeTblRow = TBL_MinRow
 While SalTblFindNextRow(hWndForm, nAttributeTblRow, 0, 0)
 Call SalTblSetContext(hWndForm, nAttributeTblRow)
 If nAttributeTblRow > 0
 Set strCurrentName = colName
 Set nNameCount = 0
 While nNameCount < nAttributeTblRow
 Call SalTblSetContext(hWndForm, nNameCount)
 If colName = strCurrentName and colName != '(undefined)'
 Set strGloDupeAttr = colName
 Return FALSE
 Else
 Set nNameCount = nNameCount + 1
 Call SalTblSetContext(hWndForm, nAttributeTblRow)
 Return TRUE

Function: NoErrorsFound

Description: Sends a MSG_Check message to all children of hWndForm (the top level window that currently has focus) for purposes of error checking. If an error is found, the message is displayed in a message box, and FALSE is returned; otherwise TRUE is returned.

Returns
 Boolean:

Parameters

Local variables

Actions
 Set strGloErrorMessage = NULL
 Call SalSendMessageToChildren(hWndForm, MSG_Check, 0, 0)
 If strGloErrorMessage != NULL
 Call SalMessageBox(strGloErrorMessage, APPNAME, MB_Ok|MB_IconAsterisk)
 Return FALSE
 Else
 Return TRUE

Function: OpenOSAMFile

Description: Reads a ".sam" file into the object and attribute arrays and returns the user to screen (0,0)

Returns

Parameters

String: strFileName

Local variables

Number: nCount

Number: nPos

Number: nFldCount

Long String: strField[20]

String: strObject

File Handle: hFile

Actions

Call SalWaitCursor(TRUE)

Set strMessage = 'Reading OSAM* File: '|strFileName|' ...'

If SalFileOpen(hFile,strFileName,OF_Read)

Call SalFileGetStr(hFile,strObject,5000)

While strObject != DEL

Call SalStrTokenize(strObject,DEL,DEL,strField)

Set nCount = SalStrToNumber(strField[0])

Set strGloO_ID[nCount] = strField[1]

Set strGloObjName[nCount] = strField[2]

Set strGloObjDesc[nCount] = strField[3]

Set nGloObjCell[nCount] = SalStrToNumber(strField[4])

Set nGloObjType[nCount] = SalStrToNumber(strField[5])

Set nGloObjHBar[nCount] = SalStrToNumber(strField[6])

Set nGloObjVBar[nCount] = SalStrToNumber(strField[7])

Set nGloObjAttrPtr[nCount] = SalStrToNumber(strField[8])

Set strGloObjAssociations[nCount] = strField[9]

Set strGloObjCRel[nCount] = strField[10]

Set strGloObjXRel[nCount] = strField[11]

Set strGloObjInsert[nCount] = strField[12]

Set strGloObjUpdate[nCount] = strField[13]

Set strGloObjDelete[nCount] = strField[14]

Set nFldCount = 0

While nFldCount < 15

Set strField[nFldCount] = NULL

Set nFldCount = nFldCount + 1

If strGloObjDesc[nCount] = SPACE

Set strGloObjDesc[nCount] = NULL

If strGloObjAssociations[nCount] = SPACE

Set strGloObjAssociations[nCount] = NULL

If strGloObjCRel[nCount] = SPACE

Set strGloObjCRel[nCount] = NULL

If strGloObjXRel[nCount] = SPACE

Set strGloObjXRel[nCount] = NULL

If strGloObjInsert[nCount] = SPACE

Set strGloObjInsert[nCount] = NULL

If strGloObjUpdate[nCount] = SPACE

Set strGloObjUpdate[nCount] = NULL

If strGloObjDelete[nCount] = SPACE

Set strGloObjDelete[nCount] = NULL

Set nGloNextPos = nCount

Set nGloAbsPos = nGloObjCell[nCount]

Set nGloCell[nGloAbsPos] = nCount

Set nHBar = nGloObjHBar[nCount]

Set nVBar = nGloObjVBar[nCount]

Set nPos = SalNumberMod(nGloAbsPos,10)

If nPos = 0

Set nPos = 10

Call SalSendMsg(frmObjMgr,hWndDF[nPos],MSG_Copy,0,0)

Call SalFileGetStr(hFile,strObject,5000)

Call SalFileGetStr(hFile,strObject,5000)

While strObject != DEL

Call SalStrTokenize(strObject,DEL,DEL,strField)

Set nCount = SalStrToNumber(strField[0])

Set strGloAttrName[nCount] = strField[1]

Set bGloAttrKey[nCount] = SalStrToNumber(strField[2])

Set bGloAttrRequired[nCount] = SalStrToNumber(strField[3])

```

Set bGloAttrIndexed[nCount] = SaIStrToNumber(strField[4])
Set nGloAttrType[nCount] = SaIStrToNumber(strField[5])
Set nGloAttrLength[nCount] = SaIStrToNumber(strField[6])
Set nGloAttrScale[nCount] = SaIStrToNumber(strField[7])
Set nGloAttrStatus[nCount] = SaIStrToNumber(strField[8])
Set nGloAttrNextPir[nCount] = SaIStrToNumber(strField[9])
Set strGloAttrComments[nCount] = strField[10]
Set strGloAttrRules[nCount] = strField[11]
Set strGloAttrCRel[nCount] = strField[12]
Set strGloAttrXRel[nCount] = strField[13]
If strGloAttrName[nCount] = SPACE
  Set strGloAttrName[nCount] = NULL
If strGloAttrComments[nCount] = SPACE
  Set strGloAttrComments[nCount] = NULL
If strGloAttrRules[nCount] = SPACE
  Set strGloAttrRules[nCount] = NULL
If strGloAttrCRel[nCount] = SPACE
  Set strGloAttrCRel[nCount] = NULL
If strGloAttrXRel[nCount] = SPACE
  Set strGloAttrXRel[nCount] = NULL
Call SaIFileGetStr(hFile,strObject,5000)
Call SaIFileClose(hFile)
Set bGloChanged = FALSE
Call SaIPostMsg(pbOrigin,SAM_Click,0,0)
Call SaISetWindowText(hWndForm,APPNAME|'|' - '|'strGloFileName)
Set bGloInitialized = FALSE
Set strMessage = NULL
Call SaIWaitCursor(FALSE)
Function: ReadCSV
Description: Strips off and returns the first element of global strGloCSV.
Returns
String:
Parameters
Local variables
Number: nOffset
Number: nLength
Number: nQuote
String: sTemp
Actions
Set nLength = SaIStringLength(strGloCSV)
Set nOffset = SaIStrScan(strGloCSV,',')
Call SaIStrLeft(strGloCSV,nOffset,sTemp)
Call SaIStrRight(strGloCSV,nLength-nOffset-1,strGloCSV)
Return sTemp
Function: ReadReservedWords
Description: Reads a list of SQL reserved words from the RESERVE.SQL file.
Returns
Parameters
Local variables
File Handle: hFile
Actions
Call SaIWaitCursor(TRUE)
Set nGloCount = 0
If SaIFileOpen(hFile,'RESERVE.SQL',OF_Read)
  While SaIFileGetStr(hFile,strGloSQLReservedWord[nGloCount],100)
    Call SaIStrLower(strGloSQLReservedWord[nGloCount],strGloSQLReservedWord[nGloCount])
    Set nGloCount = nGloCount + 1
  Call SaIFileClose(hFile)
Set strGloSQLReservedWord[nGloCount] = NULL
Call SaIWaitCursor(FALSE)
Function: Redraw
Description: Coordinates the repainting of the workspace when the user has made a change to it.
Returns
Parameters
Local variables
Actions
Call SaIWaitCursor(TRUE)
Set strMessage = 'Redrawing Workspace...'
Set nGloEditPos = 0

```

```

Set bEntityFocus = FALSE
Set nGloResetPos = nGloScreen*10
Set nGloCount = 1
While nGloCount < MAXLINES+1
  Call SalHideWindow(frmObjMgr.hWndLine[nGloCount])
  Set nGloCount = nGloCount + 1
Call SalSendMessageToChildren(hWndForm,MSG_Hide,0,0)
Call SalSendMessageToChildren(hWndForm,MSG_Reset,0,0)
Call SalSendMessageToChildren(hWndForm,MSG_Gray,0,0)
Call SalSendMessageToChildren(hWndForm,MSG_Show,0,0)
Call ShowLines()
Call RefreshSelectMenu()
Set strMessage = NULL
Call SalWaitCursor(FALSE)
Function: ResetEntity
Description: Resets the regular colors—cyan or gray (for domains) on all visible objects.
Returns
Parameters
Local variables
Actions
Set nGloResetPos = nGloResetPos+1
If strGloO_ID[nGloCell[nGloResetPos]] != NULL and nGloCell[nGloResetPos] != 0
  Call SalSetWindowText(hWndItem,strGloO_ID[nGloCell[nGloResetPos]])
  If nGloObjType[nGloCell[nGloResetPos]] = DOMAIN
    Call SalColorSet(hWndItem,COLOR_indexWindow,COLOR_Gray)
  Else
    Call SalColorSet(hWndItem,COLOR_indexWindow,COLOR_Cyan)
  Else
    Call SalClearField(hWndItem)
Function: ResetFileNames
Description: resets buffers for file names (for use with the Common File Dialogs)
Returns
Parameters
  Receive String: strFile
  Receive String: strPath
  String: strExtension
Local variables
Actions
  Call SalStrSetBufferLength(strFile,256)
  Call SalStrSetBufferLength(strPath,256)
  Call SalStrLeft(strGloFileName,SalStrScan(strGloFileName,','),strGloFileName)
  Set strGloFileName = strGloFileName||"."||strExtension
  Call SalStrLeft(strGloFilePath,SalStrScan(strGloFilePath,','),strGloFilePath)
  If strGloFilePath = NULL
    Set strGloFilePath = "."||strExtension
  Else
    Set strGloFilePath = strGloFilePath||"."||strExtension
  If strGloFileName != NULL
    Call SalStrLeft(strGloDefPath,SalStrLength(strGloDefPath)-(SalStrLength(strFile)+1),strGloDefPath)
  Else
    Set strGloDefPath = '\\'
Function: RefreshLabels
Description: Updates the labels which are visible on the workspace to reflect each object's association
(if any) with the object with focus.
Returns
  Number:
Parameters
Local variables
  String: strConnectPos
  Number: nConnect1
  Number: nConnect2
  Number: nPos1
  Number: nPos2
  Number: nMaxPos
  Number: nScanPos
  Boolean: bNotCurrent
  String: strAssocType
Actions
  Set nMaxPos = (nGloScreen*10)+10

```

```

Set nPos1 = (nGloScreen*10)+1
While nPos1 <= nMaxPos
  Set nConnect1 = SalNumberMod(nPos1,10)
  If nConnect1 = 0
    Set nConnect1 = 10
  Call SalNumberToStr(nGloCell[nPos1],0,strConnectPos)
  Set nScanPos =
    SalStrScan(strGloObjAssociations[nGloCell[nGloAbsPos]],#"||strConnectPos)
  If nScanPos != -1
    Set strAssocType = SPACE
    While strAssocType < 'A'
      Call SalStrMid(strGloObjAssociations[nGloCell[nGloAbsPos]],nScanPos,1,strAssocType)
      Set nScanPos = nScanPos+1
    Call SalSetWindowText(hWndDF[nConnect1],strGloO_ID[nGloCell[nPos1]]|" ("||strAssocType|")")
  Else
    Call SalSetWindowText(hWndDF[nConnect1],strGloO_ID[nGloCell[nPos1]])
  If nGloAbsPos != nPos1
    If nGloObjType[nGloCell[nPos1]] != DOMAIN
      Call SalColorSet(frmObjMgr,hWndDF[nConnect1],COLOR_IndexWindow,COLOR_Cyan)
    Else
      Call SalPicSetFile(hWndDom[10-nConnect1],CIRCLE_OFF)
  Set nPos1 = nPos1+1

```

Function: RefreshSelectMenu

Description: Updates the select menu to reflect the objects currently visible on the screen.

Returns

Parameters

Local variables

Number: nMenuCount

Number: nPos

Number: nOffset

String: strMenuItem

Actions

```
Set nPos = (nGloScreen*10)+1
```

```
Set nMenuCount = 0
```

```
Set nOffset = 0
```

```
Set bGloItemsVisible = FALSE
```

```
While nMenuCount < 10
```

```
  If nMenuCount = 4
```

```
    Set nOffset = 1
```

```
  If nMenuCount = 6
```

```
    Set nOffset = 2
```

```
  If nMenuCount = 9
```

```
    Set strMenuItem = '1&0 - '
```

```
  Else
```

```
    Call SalNumberToStr(nMenuCount+1,0,strMenuItem)
```

```
    Set strMenuItem = ' &'||strMenuItem|' - '
```

```
  If nGloCell[nPos+nMenuCount] > 0
```

```
    Set strMenuItem = strMenuItem||strGloO_ID[nGloCell[nPos+nMenuCount]]
```

```
    Set bGloItemsVisible = TRUE
```

```
  Call SalStrProper(strMenuItem,strMenuItem)
```

```
  Call ChangeMenu( hWndGloSubMenu, nMenuCount+nOffset, strMenuItem,
```

```
    GetMenuItemID( hWndGloSubMenu, nMenuCount+nOffset ),
```

```
    MF_ByPosition | MF_String | MF_Change )
```

```
  Set nMenuCount = nMenuCount + 1
```

```
Call SalDrawMenuBar(frmObjMgr)
```

Function: ReplaceChar

Description: scans a string and replaces a given character with a second character.

Returns

Parameters

Receve String: strName

String: strChar

String: strReplacement

Local variables

Actions

```
While SalStrScan(strName,strChar) != -1
```

```
  Call SalStrReplace(strName,SalStrScan(strName,strChar),1,strReplacement,strName)
```

Function: RestoreDetails

Description: copies object attributes held in temporary variables to a given object's attribute link list.

Returns

```

Boolean:
Parameters
Number: nObjectID
Local variables
Number: nNextPtr
Number: nLastPtr
Number: nCopyCount
Actions
If nGloObjAttrPtr[nObjectID] = 0
Return TRUE
Else
Set nCopyCount = 0
Set nNextPtr = nGloObjAttrPtr[nObjectID]
While nNextPtr != -1 and strGloAttrCopyName[nCopyCount] != NULL
Set strGloAttrName[nNextPtr] = strGloAttrCopyName[nCopyCount]
Set bGloAttrKey[nNextPtr] = bGloAttrCopyKey[nCopyCount]
Set bGloAttrRequired[nNextPtr] = bGloAttrCopyRequired[nCopyCount]
Set bGloAttrIndexed[nNextPtr] = bGloAttrCopyIndexed[nCopyCount]
Set nGloAttrType[nNextPtr] = nGloAttrCopyType[nCopyCount]
Set nGloAttrLength[nNextPtr] = nGloAttrCopyLength[nCopyCount]
Set nGloAttrScale[nNextPtr] = nGloAttrCopyScale[nCopyCount]
Set strGloAttrComments[nNextPtr] = strGloAttrCopyComments[nCopyCount]
Set strGloAttrCRel[nNextPtr] = strGloAttrCopyCRel[nCopyCount]
Set strGloAttrXRel[nNextPtr] = strGloAttrCopyXRel[nCopyCount]
Set nCopyCount = nCopyCount + 1
If nGloAttrNextPtr[nNextPtr] = -1
Set nGloAttrNextPtr[nNextPtr] = GetNextAttributePtr()
Set nLastPtr = nNextPtr
Set nNextPtr = nGloAttrNextPtr[nNextPtr]
If nNextPtr != -1
Set nGloAttrNextPtr[nLastPtr] = -1
Set nGloAttrNextPtr[nNextPtr] = 0
Return TRUE
Function: RetrieveCrossProductAttributes
Description: Generates the SQL "group by" fields when building SQL stored statements .
Returns
String:
Parameters
Number: nObject
Local variables
Number: nNextPtr
Boolean: bAttributeFound
Number: nRelated[*]
Number: nLevel[*]
Number: nType[*]
String: strRelation[*]
Number: nCount
String: strCrossProduct
Actions
Set strCrossProduct = NULL
Call GetAllRelatedObjects(nObject,FALSE,nRelated,nLevel,nType,strRelation)
Set nCount = 1
While nRelated[nCount] != -1
Call SalStrUpper(strRelation[nCount],strRelation[nCount])
If strRelation[nCount] = 'X'
Set strRelation[nCount] = 'A'
If nGloObjAttrPtr[nRelated[nCount]] != 0
Set nNextPtr = nGloObjAttrPtr[nRelated[nCount]]
While nNextPtr != -1
If nGloAttrStatus[nNextPtr] = ACTIVE and bGloAttrKey[nNextPtr]
Set strCrossProduct = strCrossProduct||strGloAttrName[nNextPtr]||', '
Set nNextPtr = nGloAttrNextPtr[nNextPtr]
Set nCount = nCount + 1
If strCrossProduct != NULL
Call SalStrLeft(strCrossProduct,SalStrLength(strCrossProduct)-2,strCrossProduct)
Return strCrossProduct
Function: RetrieveObjectAttributes
Description: Populates the dgDetail table with the attributes belonging to a given object.
Returns

```

```

Boolean:
Parameters
  Number: nObject
  Number: nRelLevel
  String: strAssocType
Local variables
  Number: nNextPtr
  Number: nNewRow
  String: strOrigAssocType
  Boolean: bAttributeFound
Actions
  Call SalStrUpper(strAssocType,strAssocType)
  Set strOrigAssocType = strAssocType
  If strAssocType = 'X'
    Set strAssocType = 'A'
  If nGloObjAttrPtr[nObject] = 0 or
    (nRelLevel > 1 and strAssocType != 'G' and strOrigAssocType != 'X')
    Set bAttributeFound = FALSE
  Else
    Set nNextPtr = nGloObjAttrPtr[nObject]
    Set bAttributeFound = FALSE
    While nNextPtr != -1
      If nGloAttrStatus[nNextPtr] = ACTIVE and
        ((bGloAttrKey[nNextPtr] and (nRelLevel = 1 or strOrigAssocType = 'X'))
        or nObject = nGloDetailObject or strAssocType = 'G')
        Set bAttributeFound = TRUE
        Set nNewRow = SalTblInsertRow( hWndForm, TBL_MaxRow )
        Call SalTblSetContext(hWndForm,nNewRow )
        Call SalTblSetRowFlags(hWndForm,nNewRow,ROW_New,FALSE)
        Set colName = strGloAttrName[nNextPtr]
        If nObject != nGloDetailObject
          Set colFrom = strGloO_ID[nObject]
          Set colTableName = strGloObjName[nObject]
          Set colAssocType = strAssocType
          Call SalColorSet(colName,COLOR_IndexCellText,COLOR_DarkGreen)
          Call SalColorSet(colFrom,COLOR_IndexCellText,COLOR_DarkGreen)
          Call SalColorSet(colAssocType,COLOR_IndexCellText,COLOR_DarkGreen)
          Call SalColorSet(colKey,COLOR_IndexCellText,COLOR_DarkGreen)
          Call SalColorSet(colRequired,COLOR_IndexCellText,COLOR_DarkGreen)
          Call SalColorSet(colIndexed,COLOR_IndexCellText,COLOR_DarkGreen)
          Call SalColorSet(colType,COLOR_IndexCellText,COLOR_DarkGreen)
          Call SalColorSet(colComments,COLOR_IndexCellText,COLOR_DarkGreen)
        Else
          If not bGloDetailOK and colName = strGloDupeAttr
            Call SalTblSetFocusCell(hWndForm,nNewRow,colName,-1,-1)
          If bGloAttrKey[nNextPtr] and (nObject = nGloDetailObject or strAssocType != 'A')
            Set colKey = 'Yes'
          Else
            Set colKey = 'No'
          If bGloAttrRequired[nNextPtr] and (nObject = nGloDetailObject or strAssocType != 'A')
            Set colRequired = 'Yes'
          Else
            Set colRequired = 'No'
          If bGloAttrIndexed[nNextPtr] and (nObject = nGloDetailObject or strAssocType != 'A')
            Set colIndexed = 'Yes'
          Else
            Set colIndexed = 'No'
          Set colItemType = nGloAttrType[nNextPtr]
          Set colComments = strGloAttrComments[nNextPtr]
          Set colCRel = strGloAttrCRel[nNextPtr]
          Set colXRel = strGloAttrXRel[nNextPtr]
          Call SalStrReplace(strColType[colItemType],SalStrScan(strColType[colItemType],'&'),
            1,NULL,colType)
          Call SalStrMid(TYPE_CHOICES,colItemType,1,strCheck)
          Set colLength = nGloAttrLength[nNextPtr]
          Set colScale = nGloAttrScale[nNextPtr]
          Set nScale = colScale
          If nScale = -1
            Set nScale = 0

```

```

        Set nLength = colLength-nScale
        Call AppendSettingsToType()
        Set nNextPtr = nGloAttrNextPtr[nNextPtr]
    If not bAttributeFound and (nRelLevel =1 or strAssocType = 'G')
        and nObject != nGloDetailObject
        Set nNewRow = SalTblInsertRow( hWndForm, TBL_MaxRow )
        Call SalTblSetContext(hWndForm,nNewRow )
        Call SalTblSetRowFlags(hWndForm,nNewRow,ROW_New,FALSE)
        Call SalColorSet(colName,COLOR_IndexCellText,COLOR_Red)
        Call SalColorSet(colFrom,COLOR_IndexCellText,COLOR_Red)
        Call SalColorSet(colAssocType,COLOR_IndexCellText,COLOR_Red)
        Set colName = '(undefined)'
        Set colFrom = strGloO_ID[nObject]
        Set colAssocType = strAssocType
        Set colKey = NULL
        Set colRequired = NULL
        Set colIndexed = NULL
        Set colType = NULL
    Return bAttributeFound
Function: SaveDetails
Description: writes the base attributes (attributes not inherited from other objects) for a given object to that
            object's attribute link list.
Returns
    Boolean;
Parameters
Local variables
    Number: nNextPtr
    Number: nLastPtr
Actions
    If nGloObjAttrPtr[nGloCell][nGloAbsPos] = 0
        Set nGloObjAttrPtr[nGloCell][nGloAbsPos] = GetNextAttributePtr()
    Set nNextPtr = nGloObjAttrPtr[nGloCell][nGloAbsPos]
    Set nAttributeTblRow = TBL_MinRow
    While SalTblFindNextRow(hWndForm,nAttributeTblRow,0,0)
        Call SalTblSetContext(hWndForm,nAttributeTblRow)
        If colFrom = NULL
            Set strGloAttrName[nNextPtr] = colName
            If colKey = 'Yes'
                Set bGloAttrKey[nNextPtr] = TRUE
            Else
                Set bGloAttrKey[nNextPtr] = FALSE
            If colRequired = 'Yes'
                Set bGloAttrRequired[nNextPtr] = TRUE
            Else
                Set bGloAttrRequired[nNextPtr] = FALSE
            If colIndexed = 'Yes'
                Set bGloAttrIndexed[nNextPtr] = TRUE
            Else
                Set bGloAttrIndexed[nNextPtr] = FALSE
            Set nGloAttrStatus[nNextPtr] = ACTIVE
            Set nGloAttrType[nNextPtr] = colItemType
            Set nGloAttrLength[nNextPtr] = colLength
            Set nGloAttrScale[nNextPtr] = colScale
            Set strGloAttrComments[nNextPtr] = colComments
            Set strGloAttrCRel[nNextPtr] = colCRel
            Set strGloAttrXRel[nNextPtr] = colXRel
            If nGloAttrNextPtr[nNextPtr] = -1
                Set nGloAttrNextPtr[nNextPtr] = GetNextAttributePtr()
            Set nLastPtr = nNextPtr
            Set nNextPtr = nGloAttrNextPtr[nNextPtr]
        If nNextPtr != -1
            Set nGloAttrNextPtr[nLastPtr] = -1
            Set nGloAttrNextPtr[nNextPtr] = 0
    Return TRUE
Function: SaveOSAMFile
Description: writes object and attribute arrays to a ".sam" file.
Returns
Parameters
    String: strFileName

```


Local variables

String: strCount
String: strObjCell
String: strObjType
String: strObjHBar
String: strObjVBar
String: strObjAttrPtr
File Handle: hFile
String: strAttrKey
String: strAttrRequired
String: strAttrIndexed
String: strAttrType
String: strAttrLength
String: strAttrScale
String: strAttrStatus
String: strAttrNextPtr
Number: nNextPtr
String: strNext

Actions

```
Call SalSendMessageToChildren(hWndForm,SAM_FieldEdit,0,0)
If SalFileOpen(hFile,strFileName,OF_Create|OF_Write)
Call SalWaitCursor(TRUE)
Set strMessage = 'Saving Workspace to OSAM* File: '||strFileName||'...'
Set nGloCount = 1
While nGloObjType[nGloCount] != 0
If nGloObjType[nGloCount] != DELETE
Call SalNumberToStr(nGloCount,0,strCount)
Call SalNumberToStr(nGloObjCell[nGloCount],0,strObjCell)
Call SalNumberToStr(nGloObjType[nGloCount],0,strObjType)
Call SalNumberToStr(nGloObjHBar[nGloCount],0,strObjHBar)
Call SalNumberToStr(nGloObjVBar[nGloCount],0,strObjVBar)
Call SalNumberToStr(nGloObjAttrPtr[nGloCount],0,strObjAttrPtr)
If strGloObjDesc[nGloCount] = NULL
Set strGloObjDesc[nGloCount] = SPACE
If strGloObjAssociations[nGloCount] = NULL
Set strGloObjAssociations[nGloCount] = SPACE
If strGloObjCRel[nGloCount] = NULL
Set strGloObjCRel[nGloCount] = SPACE
If strGloObjXRel[nGloCount] = NULL
Set strGloObjXRel[nGloCount] = SPACE
If strGloObjInsert[nGloCount] = NULL
Set strGloObjInsert[nGloCount] = SPACE
If strGloObjUpdate[nGloCount] = NULL
Set strGloObjUpdate[nGloCount] = SPACE
If strGloObjDelete[nGloCount] = NULL
Set strGloObjDelete[nGloCount] = SPACE
Call SalFilePutStr(hFile,
strCount||DEL||strGloObj_ID[nGloCount]||DEL||strGloObjName[nGloCount]||DEL||
strGloObjDesc[nGloCount]||DEL||strObjCell||DEL||strObjType||DEL||strObjHBar||DEL||
strObjVBar||DEL||strObjAttrPtr||DEL||strGloObjAssociations[nGloCount]||DEL||
strGloObjCRel[nGloCount]||DEL||strGloObjXRel[nGloCount]||DEL||strGloObjInsert[nGloCount]||
DEL||strGloObjUpdate[nGloCount]||DEL||strGloObjDelete[nGloCount]||
Set nGloCount = nGloCount + 1
Call SalFilePutStr(hFile,DEL)
Set nGloCount = 1
While nGloObjType[nGloCount] != 0
If nGloObjType[nGloCount] != DELETE
If nGloObjAttrPtr[nGloCount] != 0
Set nNextPtr = nGloObjAttrPtr[nGloCount]
While nNextPtr != -1
Call SalNumberToStr(nNextPtr,0,strNext)
Call SalNumberToStr(bGloAttrKey[nNextPtr],0,strAttrKey)
Call SalNumberToStr(bGloAttrRequired[nNextPtr],0,strAttrRequired)
Call SalNumberToStr(bGloAttrIndexed[nNextPtr],0,strAttrIndexed)
Call SalNumberToStr(nGloAttrType[nNextPtr],0,strAttrType)
Call SalNumberToStr(nGloAttrLength[nNextPtr],0,strAttrLength)
Call SalNumberToStr(nGloAttrScale[nNextPtr],0,strAttrScale)
Call SalNumberToStr(nGloAttrStatus[nNextPtr],0,strAttrStatus)
Call SalNumberToStr(nGloAttrNextPtr[nNextPtr],0,strAttrNextPtr)
```

```

    If strGloAttrName[nNextPtr] = NULL
      Set strGloAttrName[nNextPtr] = SPACE
    If strGloAttrComments[nNextPtr] = NULL
      Set strGloAttrComments[nNextPtr] = SPACE
    If strGloAttrRules[nNextPtr] = NULL
      Set strGloAttrRules[nNextPtr] = SPACE
    If strGloAttrCRel[nNextPtr] = NULL
      Set strGloAttrCRel[nNextPtr] = SPACE
    If strGloAttrXRel[nNextPtr] = NULL
      Set strGloAttrXRel[nNextPtr] = SPACE
  If strAttrLength = NULL
    Set strAttrLength = '0'
  If strAttrScale = NULL
    Set strAttrScale = '0'
  Call SalFilePutStr(hFile,
    strNext||DEL||strGloAttrName[nNextPtr]||DEL||strAttrKey||DEL||
    strAttrRequired||DEL||strAttrIndexed||DEL||
    strAttrType||DEL||strAttrLength||DEL||strAttrScale||DEL||strAttrStatus||
    DEL||strAttrNextPtr||DEL||strGloAttrComments[nNextPtr]||DEL||
    strGloAttrRules[nNextPtr]||DEL||strGloAttrCRel[nNextPtr]||DEL||
    strGloAttrXRel[nNextPtr])
  Set nNextPtr = nGloAttrNextPtr[nNextPtr]
  Set nGloCount = nGloCount + 1
  Call SalFilePutStr(hFile,DEL)
  Call SalSetWindowText(hWndForm,APPNAME||' - '||strGloFileName)
  Call SalFileClose(hFile)
  Set bGloChanged = FALSE
  Set strMessage = NULL
  Call SalWaitCursor(FALSE)
Function: SetDomainGray
  Description: Repaints a domain when that domain loses focus.
  Returns
  Parameters
    Window Handle: hWndDomain
  Local variables
  Actions
    If SalColorGet(hWndItem,COLOR_IndexWindow) != COLOR_Gray
      Call KillFocusColor(COLOR_Cyan,COLOR_Black)
    Else
      Call SalPicSetFile(hWndDomain,CIRCLE_OFF)
Function: SetEntityFocus
  Description: Repaints an object visible on the screen when that object gets focus.
  Returns
  Parameters
    Number: nEntity
    Window Handle: hWndDomain
  Local variables
  Actions
    Set nGloScreenPos = nEntity
    Set bEntityFocus = TRUE
    Set nGloAbsPos = (nGloScreen*10)+nGloScreenPos
    Call RefreshLabels()
    If SalColorGet(hWndItem,COLOR_IndexWindow) != COLOR_Gray
      Call SetFocusColor(COLOR_Yellow,COLOR_Black)
    Else
      Call SetFocusColor(COLOR_Gray,COLOR_Black)
      Call SalPicSetFile(hWndDomain,CIRCLE_ON)
Function: SetFocusColor
  Description: Repaints a data field a certain foreground and background and sends a gray message
    to all children of the form.
  Returns
  Parameters
    Number: nColorBkgd
    Number: nColorText
  Local variables
    String: strEntityName
  Actions
    Call SalSendMsgToChildren(hWndForm,MSG_Gray,0,0)
    Call SalColorSet(hWndItem,COLOR_IndexWindow,nColorBkgd)

```

Call SalColorSet(hWndItem,COLOR_IndexWindowText,nColorText)

Function: SetPositionBlack
Description: Blacks out an object position for placing an object on the workspace If that position is already taken by another object. (called from dlgAddDialog)

Returns

Parameters

Local variables

Actions

If SalColorGet(hWndItem,COLOR_IndexWindow) = COLOR_Yellow
Call KillFocusColor(COLOR_Cyan,COLOR_Black)

Function: SetPositionFocus
Description: Determines which object position has been selected for placing an object on the workspace (called from dlgAddDialog)

Returns

Number:

Parameters

Local variables

String: strPos

Actions

Call SetFocusColor(COLOR_Yellow,COLOR_Black)
Call SalGetWindowText(hWndItem,strPos,2)
Return SalStrToNumber(strPos)

Function: SetPositionValue
Description: Populates a given position field (hWndItem) with a given number (1..10). Returns TRUE if the position is available, FALSE otherwise.

Returns

Boolean:

Parameters

Number: nPos
Boolean: bPositionFilled

Local variables

String: strPos

Actions

If SallsWindowVisible(frmObjMgr.hWndDF[nPos]) = bPositionFilled
Call SalColorSet(hWndItem,COLOR_IndexWindow,COLOR_Black)
Call SalDisableWindow(hWndItem)
Return FALSE

Else

Call SalNumberToStr(nPos,0,strPos)
Call SalSetWindowText(hWndItem,strPos)
Return TRUE

Function: ShowDomain
Description: shows the corresponding object circle (representing a domain) for given screen position If that object is a domain.

Returns

Parameters

Window Handle: hWndDomain

Local variables

String: strText

Actions

If not SallsNull(hWndItem)
Call SalShowWindow(hWndItem)
If SalColorGet(hWndItem,COLOR_IndexWindow) = COLOR_Gray
Call SalShowWindow(hWndDomain)
Call SalGetWindowText(hWndItem,strText,8)
If strText = frmObjMgr.strO_ID
Call SalPostMsg(hWndItem,SAM_SetFocus,0,0)

Function: ShowLines
Description: loops through the objects currently visible in the workspace and coordinates the redrawing of lines and association (directional) labels.

Returns

Number:

Parameters

Local variables

String: strConnectPos
Number: nConnect1
Number: nConnect2
Number: nPos1
Number: nPos2

```

Number: nMaxPos
Number: nScanPos
Boolean: bNotCurrent
String: strAssocType
Actions
Set nMaxPos = (nGloScreen*10)+10
Set bNotCurrent = FALSE
If SalNumberTruncate(nGloAbsPos/10,8,0) != nGloScreen
and nGloAbsPos != nMaxPos
Set bNotCurrent = TRUE
Set nPos1 = (nGloScreen*10)+1
While nPos1 <= nMaxPos
Call SalNumberToStr(nGloCell[nPos1],0,strConnectPos)
Set nConnect1 = SalNumberMod(nPos1,10)
If nConnect1 = 0
Set nConnect1 = 10
Set nPos2 = nPos1+1
While nPos2 <= nMaxPos
Set nScanPos =
SalStrScan(strGloObjAssociations[nGloCell[nPos2]],#'||strConnectPos)
If nGloCell[nPos2] > 0 and nScanPos != -1
Set nConnect2 = SalNumberMod(nPos2,10)
If nConnect2 = 0
Set nConnect2 = 10
Call SalSendMsg(frmObjMgr.hWndDF[nConnect1],MSG_ShowLine,nConnect2,0)
If nPos1 = nGloAbsPos
Set strAssocType = SPACE
While strAssocType < 'A'
Call SalStrMid(strGloObjAssociations[nGloCell[nPos2]],nScanPos,1,strAssocType)
Set nScanPos = nScanPos+1
If strAssocType > 'Z'
Call SalStrUpper(strAssocType,strAssocType)
Else
Call SalStrLower(strAssocType,strAssocType)
Call SalSetWindowText(hWndDF[nConnect2],strGloO_ID[nGloCell[nPos2]] ('||strAssocType|'|))
Set nPos2 = nPos2+1
Set nScanPos =
SalStrScan(strGloObjAssociations[nGloCell[nGloAbsPos]],#'||strConnectPos)
If bNotCurrent and nScanPos != -1
Set strAssocType = SPACE
While strAssocType < 'A'
Call SalStrMid(strGloObjAssociations[nGloCell[nGloAbsPos]],nScanPos,1,strAssocType)
Set nScanPos = nScanPos+1
Call SalSetWindowText(hWndDF[nConnect1],strGloO_ID[nGloCell[nPos1]] ('||strAssocType|'|))
If nGloObjType[nGloCell[nPos1]] != DOMAIN
Call SalColorSet(frmObjMgr.hWndDF[nConnect1],COLOR_IndexWindow,COLOR_Green)
Else
Call SalPicSetFile(hWndDom[10-nConnect1],CIRCLE_CONNECTED)
Set nPos1 = nPos1+1
Function: WordWrap
Description: Wraps comments or error messages being written to an SQL file.
Returns
Parameters
File Handle: hFile
String: strText
String: strDelimiter
String: strHeader
Boolean: bFlip
Local variables
String: strLine
String: strChar
String: strWord[*]
Number: nWord
Actions
If bFlip
Set strText = FlipCase(strText)
Call SalStrTrim(strText,strText)
Call SalStrTokenize(strText,SPACE,SPACE,strWord)
Set nWord = 0

```

```

Set strLine = strHeader
Call SalStrRepeat(SPACE,SalStrLength(strHeader),strHeader)
While strWord[nWord] != NULL
  While (SalStrLength(strLine)+SalStrLength(strWord[nWord]) < 85) and strWord[nWord] != NULL
    Set strLine = strLine||SPACE||strWord[nWord]
    Set nWord = nWord + 1
  If strDelimiter = NULL
    Call SalStrLop(strLine)
  Call SalFilePutStr(hFile,strDelimiter||strLine)
  Set strLine = strHeader
Function: WriteSQLToFile
Description: writes SQL (generated by other functions) from temporary variables to the SQL file.
Returns
Parameters
  File Handle: hFile
  Receive String: strText[*]
  Boolean: bProper
  Boolean: bUpper
  Boolean: bLower
  Boolean: bObjects
  Boolean: bWordWrap
Local variables
  Number: nBegin
  Number: nWordCount
  String: strWord[*]
  Number: nTokens
  Boolean: bUndefined
  Boolean: bComments
  String: strComment[5]
Actions
  Set bUndefined = FALSE
  Set bComments = FALSE
  While strText[nBegin] != NULL
    If strText[nBegin] = 'COMMENT'
      Set bComments = TRUE
      Set bWordWrap = TRUE
    Else
      If SalStrScan(strText[nBegin],'(undefined)') != -1
        Set bUndefined = TRUE
      Else
        If SalStrScan(strText[nBegin],')') = -1
          If bComments
            Call SalStrTokenize(strText[nBegin],",",",",strComment)
            Set strText[nBegin] = strComment[0]
          If rbProper
            Call SalStrProper(strText[nBegin],strText[nBegin])
          If bObjects and strText[nBegin] != SPACE
            Set strText[nBegin] = FlipCase(strText[nBegin])
          If rbUpper
            Call SalStrUpper(strText[nBegin],strText[nBegin])
          If rbLower
            Call SalStrLower(strText[nBegin],strText[nBegin])
          If bComments
            Call SalFilePutStr(hFile,"")
            Set strText[nBegin] = strText[nBegin]||"'"||strComment[1]||"'"
          If bWordWrap and strText[nBegin] != SPACE
            Call WordWrap(hFile,strText[nBegin],NULL,NULL,FALSE)
          Else
            If SalStrScan(strText[nBegin],' KEY ') = -1
              Call SalFilePutStr(hFile,strText[nBegin])
            Else
              Call WordWrap(hFile,strText[nBegin],NULL,NULL,FALSE)
        Set strText[nBegin] = NULL
        Set nBegin = nBegin + 1
  If nBegin > 0
    Call SalFilePutStr(hFile,NULL)
  If bUndefined
    Call WordWrap(hFile,

```

```

        'Undefined Attributes Were Inherited From '||strGloO_ID[nGloDetailObject]||'...Table
        '||strGloObjName[nGloDetailObject]||' is incomplete.',
        dfDelimiter,' ERROR: ',FALSE)
        Set nGloErrorFound = nGloErrorFound + 1
        Call SalFilePutStr(hFile,dfDelimiter)
        Call SalFilePutStr(hFile,NULL)
Application Actions
  On SAM_AppStartup
    Set hWndGloWait = SalCreateWindow(dlgWait,hWndForm)
    Call ReadReservedWords()
Form Window: frmObjMgr
  Title: OSAM* Designer - (untitled)
  Icon File: osam.ico
Display Settings
  Visible at Design time? No
  Automatically Created at Runtime? Yes
  Initial State: Normal
  Maximizable? No
  Minimizable? Yes
  System Menu? Yes
  Resizable? No
Window Location and Size
  Left: 0.0"
  Top: 0.0"
  Width: 7.0"
  Height: 4.948"
Form Size
  Width: Default
  Height: Default
  Number of Pages: Dynamic
Font Name: Default
Font Size: Default
Font Enhancement: Default
Text Color: Default
Background Color: Gray
Menu
  Popup Menu: &File
    Enabled when: bGloDetailOK
    Menu Item: &New
      Keyboard Accelerator: (none)
      Menu Settings
        Enabled when:
        Checked when:
      Menu Actions
        Call FileNew(TRUE)
    Menu Item: &Open
      Keyboard Accelerator: (none)
      Menu Settings
        Enabled when:
        Checked when:
      Menu Actions
        Call ResetFileNames(strGloFileName,strGloFilePath,'sam')
        IfDlgOpenFile(hWndForm,strGloDefPath,APPNAME||' - Open File','sam','OSAM Files~*.sam~SQL
Files~*.SQL~',OFN_PATHMUSTEXIST|OFN_FILEMUSTEXIST|OFN_HIDEREADONLY,strGloFilePath,strGloFileName)
        If SalStrScan(strGloFileName,'.SAM') > -1
          If FileNew(FALSE)
            Call OpenOSAMFile(strGloFilePath)
          Else
            Call SalLoadApp('notepad.exe',strGloFilePath)
    Menu Item: &Save...
      Keyboard Accelerator: (none)
      Menu Settings
        Enabled when:
        Checked when:
      Menu Actions
        Call ResetFileNames(strGloFileName,strGloFilePath,'sam')
        If strGloFilePath = NULL

```

```

        If DlgSaveAs(hWndForm, strGloDefPath, APPNAME|' - Save File', 'sam', 'OSAM
Files~*.sam~', OFN_PATHMUSTEXIST|OFN_HIDEREADONLY|OFN_OVERWRITEPROMPT, strGloFilePath, strGloFileNam
e)
    Call SaveOSAMFile(strGloFilePath)
Else
    Call SalStrLeft(strGloFilePath, SalStrScan(strGloFilePath, '.'), strGloFilePath)
    Set strGloFilePath = strGloFilePath|'.sam'
    Call SaveOSAMFile(strGloFilePath)
Menu Item: Save &As...
Keyboard Accelerator: (none)
Menu Settings
    Enabled when:
    Checked when:
Menu Actions
    Call ResetFileNames(strGloFileName, strGloFilePath, 'sam')
    If DlgSaveAs(hWndForm, strGloDefPath, APPNAME|' - Save File', 'sam', 'OSAM
Files~*.sam~', OFN_PATHMUSTEXIST|OFN_HIDEREADONLY|OFN_OVERWRITEPROMPT, strGloFilePath, strGloFileNam
e)
        Call SaveOSAMFile(strGloFilePath)
Menu Separator
Menu Item: &Build SQL...
Keyboard Accelerator: (none)
Menu Settings
    Enabled when:
    Checked when:
Menu Actions
    Call SalModalDialog(dlgBuildSQL, hWndForm)
Menu Separator
Menu Item: E&xit
Keyboard Accelerator: (none)
Menu Settings
    Enabled when:
    Checked when:
Menu Actions
    Call SalSendMsg(hWndForm, SAM_Close, 0, 0)
Popup Menu: &Edit
Enabled when: bGloDetailOK
Menu Item: Cu&t
Keyboard Accelerator: Shift+Del
Menu Settings
    Enabled when: bEntityFocus and nGloObjFunction != CUT
    Checked when:
Menu Actions
    Set nGloObjFunction = CUT
    Set bEntityFocus = FALSE
    Call CopyObject(nGloCell[nGloAbsPos], 0)
    Set nGloEditPos = nGloAbsPos
    Call DeleteObject(nGloCell[nGloAbsPos])
    Set bGloChanged = TRUE
Menu Item: &Copy
Keyboard Accelerator: Ctrl+Ins
Menu Settings
    Enabled when: bEntityFocus and nGloObjFunction != CUT
    Checked when:
Menu Actions
    Set nGloObjFunction = COPY
    Set nGloEditPos = 0
    Call CopyObject(nGloCell[nGloAbsPos], 0)
Menu Item: &Paste
Keyboard Accelerator: Shift+Ins
Menu Settings
    Enabled when: nGloObjFunction != DELETE
    Checked when:
Menu Actions
    Call SalModalDialog(dlgAddObject, hWndForm)
Menu Item: C&lear
Keyboard Accelerator: Del
Menu Settings
    Enabled when: bEntityFocus and nGloObjFunction != CUT

```

```

Checked when:
Menu Actions
  If SalMessageBox("You are about to delete the '||strGloO_ID[nGloCell[nGloAbsPos]]|' object and all associations
involving the '||strGloO_ID[nGloCell[nGloAbsPos]]|' object. Once deleted, an object may not be recovered. Are you sure you
want to continue?",
  APPNAME,MB_YesNo|MB_IconExclamation|MB_DefButton2) = IDYES
  Set bEntityFocus = FALSE
  Set nGloObjFunction = DELETE
  Set nGloEditPos = nGloAbsPos
  Call DeleteObject(nGloCell[nGloAbsPos])
  Set bGloChanged = TRUE
Popup Menu: &Object
Enabled when: bGloDetailOK
Menu Item: &Create...
Keyboard Accelerator: (none)
Menu Settings
  Enabled when: nGloObjFunction != CUT
  Checked when:
Menu Actions
  Set bGloAddObject = TRUE
  Call SalModalDialog(dlgAddObject,hWndForm)
Menu Item: &Find...
Keyboard Accelerator: (none)
Menu Settings
  Enabled when:
  Checked when:
Menu Actions
  Call SalModalDialog(dlgFindObject,hWndForm)
Menu Separator
Menu Item: A&ssociate...
Keyboard Accelerator: (none)
Menu Settings
  Enabled when: bEntityFocus and nGloObjFunction != CUT
  Checked when:
Menu Actions
  Call SalModalDialog(dlgAssociateRegular,hWndForm)
Menu Item: &Disassociate...
Keyboard Accelerator: (none)
Menu Settings
  Enabled when: bEntityFocus and nGloObjFunction != CUT
  Checked when:
Menu Actions
  Call SalModalDialog(dlgDisassociate,hWndForm)
Menu Separator
Menu Item: Define &Attributes...
Keyboard Accelerator: (none)
Menu Settings
  Enabled when: bEntityFocus and nGloObjFunction != CUT
  Checked when:
Menu Actions
  If nGloObjType[nGloCell[nGloAbsPos]] = ENTITY_Composite or
  nGloObjType[nGloCell[nGloAbsPos]] = ENTITY_CrossProduct
  Call SalMessageBox("The '||frmObjMgr.strO_ID|' entity is defined via the regular entities associated with it.",
  APPNAME,MB_Ok|MB_IconAsterisk)
  Else
  Set nGloDetailObject = nGloCell[nGloAbsPos]
  Set bGloDetailOK = TRUE
  Loop
  If SalModalDialog(dlgDetails,hWndForm)
  Set bGloDetailOK = SalModalDialog(dlgDetailCheck,hWndForm)
  If bGloDetailOK
  Break
Menu Item: Define &Rules...
Keyboard Accelerator: (none)
Menu Settings
  Enabled when: bEntityFocus and nGloObjFunction != CUT
  Checked when:
Menu Actions
  If nGloObjType[nGloCell[nGloAbsPos]] = ENTITY_Regular

```



```

    If SalModalDialog(dlgRules,hWndForm)
        Set bGloChanged = TRUE
    Else
        Call SalMessageBox("Rules may only be defined for regular entities.",
            APPNAME,MB_Ok|MB_iconAsterisk)
Popup Menu: &Select
Enabled when: bGloItemsVisible and bGloDetailOK
Menu Item: 1
Keyboard Accelerator: (none)
Menu Settings
    Enabled when: SallsWindowVisible(strEntity1)
    Checked when:
Menu Actions
    Call SalSetFocus(strEntity1)
Menu Item: 2
Keyboard Accelerator: (none)
Menu Settings
    Enabled when: SallsWindowVisible(strEntity2)
    Checked when:
Menu Actions
    Call SalSetFocus(strEntity2)
Menu Item: 3
Keyboard Accelerator: (none)
Menu Settings
    Enabled when: SallsWindowVisible(strEntity3)
    Checked when:
Menu Actions
    Call SalSetFocus(strEntity3)
Menu Item: 4
Keyboard Accelerator: (none)
Menu Settings
    Enabled when: SallsWindowVisible(strEntity4)
    Checked when:
Menu Actions
    Call SalSetFocus(strEntity4)
Menu Separator
Menu Item: 5
Keyboard Accelerator: (none)
Menu Settings
    Enabled when: SallsWindowVisible(strEntity5)
    Checked when:
Menu Actions
    Call SalSetFocus(strEntity5)
Menu Item: 6
Keyboard Accelerator: (none)
Menu Settings
    Enabled when: SallsWindowVisible(strEntity6)
    Checked when:
Menu Actions
    Call SalSetFocus(strEntity6)
Menu Separator
Menu Item: 7
Keyboard Accelerator: (none)
Menu Settings
    Enabled when: SallsWindowVisible(strEntity7)
    Checked when:
Menu Actions
    Call SalSetFocus(strEntity7)
Menu Item: 8
Keyboard Accelerator: (none)
Menu Settings
    Enabled when: SallsWindowVisible(strEntity8)
    Checked when:
Menu Actions
    Call SalSetFocus(strEntity8)
Menu Item: 9
Keyboard Accelerator: (none)
Menu Settings
    Enabled when: SallsWindowVisible(strEntity9)

```

Checked when:
 Menu Actions
 Call SalSetFocus(strEntity9)
 Menu Item: 10
 Keyboard Accelerator: (none)
 Menu Settings
 Enabled when: SalleWindowVisible(strEntity10)
 Checked when:
 Menu Actions
 Call SalSetFocus(strEntity10)
 Menu Separator
 Menu Item: &Print Screen
 Keyboard Accelerator: (none)
 Menu Settings
 Enabled when:
 Checked when:
 Menu Actions
 Call SalWaitCursor(TRUE)
 Call SalPriPrintForm(hWndForm)
 Call SalWaitCursor(FALSE)
 Popup Menu: &Help
 Enabled when:
 Menu Item: &Contents
 Keyboard Accelerator: (none)
 Menu Settings
 Enabled when:
 Checked when:
 Menu Actions
 Call SalWinHelp(hWndForm,'osamhelp.hlp',HELP_Context,1,NULL)
 Menu Item: &Glossary of Terms
 Keyboard Accelerator: (none)
 Menu Settings
 Enabled when:
 Checked when:
 Menu Actions
 Call SalWinHelp(hWndForm,'osamhelp.hlp',HELP_Context,14,NULL)
 Menu Item: &How To Use Help
 Keyboard Accelerator: (none)
 Menu Settings
 Enabled when:
 Checked when:
 Menu Actions
 Call SalWinHelp(hWndForm,'winhelp.hlp',HELP_HelpOnHelp,0,NULL)
 Menu Separator
 Menu Item: &About OSAM* Designer...
 Keyboard Accelerator: (none)
 Menu Settings
 Enabled when:
 Checked when:
 Menu Actions
 Call SalModalDialog(dlgAbout,hWndForm)

Contents
 ! Entities
 Data Field: strExtra
 Data
 Maximum Data Length: Default
 Data Type: String
 Editable? No
 Display Settings
 Window Location and Size
 Left: Default
 Top: Default
 Width: 0.25"
 Height: 0.25"
 Visible? No
 Border? Yes
 Justify: Left
 Format: Unformatted
 Country: Default

```

Font Name: Default
Font Size: Default
Font Enhancement: Default
Text Color: Default
Background Color: Default
Message Actions
Data Field: strEntity1
Data
  Maximum Data Length: Default
  Data Type: String
  Editable? Yes
Display Settings
Window Location and Size
  Left: 0.288"
  Top: 0.531"
  Width: 1.025"
  Height: 0.26"
Visible? Yes
Border? Yes
Justify: Center
Format: Unformatted
Country: Default
Font Name: MS Sans Serif
Font Size: 8
Font Enhancement: Default
Text Color: Default
Background Color: Cyan
Message Actions
On SAM_SetFocus
  Call SetEntityFocus(1,dom1)
On WM_CHAR
  Return FALSE
On MSG_Gray
  Call SetDomainGray(dom1)
On MSG_DrawLine
  If SalNumberTruncate(nGloAbsPos/10,8,0) = nGloScreen or
     nGloAbsPos = (nGloScreen*10)+10
    Call SalSendMsg(hWndItem,MSG_ShowLine,wParam,0)
  Else
    Call SalColorSet(hWndItem,COLOR_IndexWindow,COLOR_Green)
On MSG_ShowLine
  Set nTo = wParam
  If nTo > 1
    If nTo = 2
      Call SalShowWindow(hWndLine[LN_1To2])
    If nTo = 3
      If SallsWindowVisible(strEntity2)
        Call SalShowWindow(hWndLine[LN_1To3a])
        Call SalShowWindow(hWndLine[LN_1To3b])
        Call SalShowWindow(hWndLine[LN_1To3c])
      Else
        Call SalShowWindow(hWndLine[LN_1To2])
        Call SalShowWindow(hWndLine[LN_2To3])
    If nTo = 4
      If SallsWindowVisible(strEntity2) or SallsWindowVisible(strEntity3)
        Call SalShowWindow(hWndLine[LN_1To4a])
        Call SalShowWindow(hWndLine[LN_1To4b])
        Call SalShowWindow(hWndLine[LN_1To4c])
      Else
        Call SalShowWindow(hWndLine[LN_1To2])
        Call SalShowWindow(hWndLine[LN_2To3])
        Call SalShowWindow(hWndLine[LN_3To4])
    If nTo = 5
      Call SalShowWindow(hWndLine[LN_1To5])
    If nTo = 6
      Call SalShowWindow(hWndLine[LN_1To6])
    If nTo = 7
      If SallsWindowVisible(strEntity5)
        Call SalShowWindow(hWndLine[LN_1To7a])

```

```

        Call SalShowWindow(hWndLine[LN_1To7b])
        Call SalShowWindow(hWndLine[LN_1To7c])
    Else
        Call SalShowWindow(hWndLine[LN_1To5])
        Call SalShowWindow(hWndLine[LN_5To7])
    If nTo = 8
        Call SalShowWindow(hWndLine[LN_1To8])
    If nTo = 9
        Call SalShowWindow(hWndLine[LN_1To9])
    If nTo = 10
        Call SalShowWindow(hWndLine[LN_1To10])
On MSG_HideLine
If SalNumberTruncate(nGloAbsPos/10,8,0) = nGloScreen or
nGloAbsPos = (nGloScreen*10)+10
Set nTo = wParam
If nTo = 2
    Call SalHideWindow(hWndLine[LN_1To2])
    Return TRUE
If nTo = 3
    If SalIsWindowVisible(strEntity2)
        Call SalHideWindow(hWndLine[LN_1To3a])
        Call SalHideWindow(hWndLine[LN_1To3b])
        Call SalHideWindow(hWndLine[LN_1To3c])
    Else
        Call SalHideWindow(hWndLine[LN_1To2])
        Call SalHideWindow(hWndLine[LN_2To3])
    Return TRUE
If nTo = 4
    If SalIsWindowVisible(strEntity2) or SalIsWindowVisible(strEntity3)
        Call SalHideWindow(hWndLine[LN_1To4a])
        Call SalHideWindow(hWndLine[LN_1To4b])
        Call SalHideWindow(hWndLine[LN_1To4c])
    Else
        Call SalHideWindow(hWndLine[LN_1To2])
        Call SalHideWindow(hWndLine[LN_2To3])
        Call SalHideWindow(hWndLine[LN_3To4])
    Return TRUE
If nTo = 5
    Call SalHideWindow(hWndLine[LN_1To5])
    Return TRUE
If nTo = 6
    Call SalHideWindow(hWndLine[LN_1To6])
    Return TRUE
If nTo = 7
    If SalIsWindowVisible(strEntity5)
        Call SalHideWindow(hWndLine[LN_1To7a])
        Call SalHideWindow(hWndLine[LN_1To7b])
        Call SalHideWindow(hWndLine[LN_1To7c])
    Else
        Call SalHideWindow(hWndLine[LN_1To5])
        Call SalHideWindow(hWndLine[LN_5To7])
    Return TRUE
If nTo = 8
    Call SalHideWindow(hWndLine[LN_1To8])
    Return TRUE
If nTo = 9
    Call SalHideWindow(hWndLine[LN_1To9])
    Return TRUE
If nTo = 10
    Call SalHideWindow(hWndLine[LN_1To10])
    Return TRUE
Else
    Call SalColorSet(hWndItem,COLOR_IndexWindow,COLOR_Cyan)
On MSG_Hide
    Call HideEntity(dom1)
    Set strScreenObject[1] = NULL
On MSG_Show
    Call ShowDomain(dom1)
    Call SalGetWindowText(hWndItem,strScreenObject[1],12)

```

```

On MSG_Change
  Call SalGetWindowText(hWndItem,strEntityText,8)
  If strEntityText = strGloO_ID[nGloCell[nGloAbsPos]]
    Call SalSetWindowText(hWndItem,strO_ID)
On MSG_Reset
  Call ResetEntity()
On MSG_Copy
  If nVBar > 0
    Set nGloCell[nGloAbsPos-(MAX_SCROLL*10+4)] = nGloNextPos
  If nHBar > 0
    Set nGloCell[nGloAbsPos-7] = nGloNextPos
  If nHBar > 0 and nVBar > 0
    Set nGloCell[nGloAbsPos-(MAX_SCROLL*10+11)] = nGloNextPos
On MSG_Delete
  If nVBar > 0
    Set nGloCell[nGloAbsPos-(MAX_SCROLL*10+4)] = 0
  If nHBar > 0
    Set nGloCell[nGloAbsPos-7] = 0
  If nHBar > 1 and nVBar > 0
    Set nGloCell[nGloAbsPos-(MAX_SCROLL*10+11)] = 0
Data Field: strEntity2
Data
  Maximum Data Length: Default
  Data Type: String
  Editable? Yes
Display Settings
Window Location and Size
  Left: 1.788"
  Top: 0.531"
  Width: 1.025"
  Height: 0.26"
Visible? Yes
Border? Yes
Justify: Center
Format: Unformatted
Country: Default
Font Name: MS Sans Serif
Font Size: 8
Font Enhancement: Default
Text Color: Default
Background Color: Cyan
Message Actions
On MSG_DrawLine
  If SalNumberTruncate(nGloAbsPos/10,8,0) = nGloScreen
    or nGloAbsPos = (nGloScreen*10)+10
    Call SalSendMsg(hWndItem,MSG_ShowLine,wParam,0)
  Else
    Call SalColorSet(hWndItem,COLOR_IndexWindow,COLOR_Green)
On MSG_ShowLine
  Set nTo = wParam
  If nTo > 2
    If nTo = 3
      Call SalShowWindow(hWndLine[LN_2To3])
    If nTo = 4
      If SalIsWindowVisible(strEntity3)
        Call SalShowWindow(hWndLine[LN_2To4a])
        Call SalShowWindow(hWndLine[LN_2To4b])
        Call SalShowWindow(hWndLine[LN_2To4c])
      Else
        Call SalShowWindow(hWndLine[LN_2To3])
        Call SalShowWindow(hWndLine[LN_3To4])
    If nTo = 5
      Call SalShowWindow(hWndLine[LN_2To5])
    If nTo = 6
      Call SalShowWindow(hWndLine[LN_2To6])
    If nTo = 7
      Call SalShowWindow(hWndLine[LN_2To7])
    If nTo = 8
      Call SalShowWindow(hWndLine[LN_2To8])

```

```

    If nTo = 9
        Call SalShowWindow(hWndLine[LN_2To9])
    If nTo = 10
        Call SalShowWindow(hWndLine[LN_2To10])
On MSG_HideLine
    If SalNumberTruncate(nGloAbsPos/10,8,0) = nGloScreen
        or nGloAbsPos = (nGloScreen*10)+10
        Set nTo = wParam
        If nTo = 1
            Call SalHideWindow(hWndLine[LN_1To2])
            Return TRUE
        If nTo = 3
            Call SalHideWindow(hWndLine[LN_2To3])
            Return TRUE
        If nTo = 4
            If SalIsWindowVisible(strEntity3)
                Call SalHideWindow(hWndLine[LN_2To4a])
                Call SalHideWindow(hWndLine[LN_2To4b])
                Call SalHideWindow(hWndLine[LN_2To4c])
            Else
                Call SalHideWindow(hWndLine[LN_2To3])
                Call SalHideWindow(hWndLine[LN_3To4])
            Return TRUE
        If nTo = 5
            Call SalHideWindow(hWndLine[LN_2To5])
            Return TRUE
        If nTo = 6
            Call SalHideWindow(hWndLine[LN_2To6])
            Return TRUE
        If nTo = 7
            Call SalHideWindow(hWndLine[LN_2To7])
            Return TRUE
        If nTo = 8
            Call SalHideWindow(hWndLine[LN_2To8])
            Return TRUE
        If nTo = 9
            Call SalHideWindow(hWndLine[LN_2To9])
            Return TRUE
        If nTo = 10
            Call SalHideWindow(hWndLine[LN_2To10])
            Return TRUE
    Else
        Call SalColorSet(hWndItem,COLOR_IndexWindow,COLOR_Cyan)
On WM_CHAR
    Return FALSE
On SAM_SetFocus
    Call SelEntityFocus(2,dom2)
On MSG_Gray
    Call SelDomainGray(dom2)
On MSG_Hide
    Call HideEntity(dom2)
    Set strScreenObject[2] = NULL
On MSG_Show
    Call ShowDomain(dom2)
    Call SalGetWindowText(hWndItem,strScreenObject[2],12)
On MSG_Change
    Call SalGetWindowText(hWndItem,strEntityText,8)
    If strEntityText = strGloO_ID[nGloCell[nGloAbsPos]]
        Call SalSetWindowText(hWndItem,strO_ID)
On MSG_Reset
    Call ResetEntity()
On MSG_Copy
    If nVBar > 0
        Set nGloCell[nGloAbsPos-(MAX_SCROLL*10+4)] = nGloNextPos
On MSG_Delete
    If nVBar > 0
        Set nGloCell[nGloAbsPos-(MAX_SCROLL*10+4)] = 0
Data Field: strEntity3
Data

```

Maximum Data Length: Default
 Data Type: String
 Editable? Yes
 Display Settings
 Window Location and Size
 Left: 3.288"
 Top: 0.531"
 Width: 1.025"
 Height: 0.26"
 Visible? Yes
 Border? Yes
 Justify: Center
 Format: Unformatted
 Country: Default
 Font Name: MS Sans Serif
 Font Size: 8
 Font Enhancement: Default
 Text Color: Default
 Background Color: Cyan
 Message Actions
 On MSG_DrawLine
 If SalNumberTruncate(nGloAbsPos/10,8,0) = nGloScreen
 or nGloAbsPos = (nGloScreen*10)+10
 Call SalSendMsg(hWndItem,MSG_ShowLine,wParam,0)
 Else
 Call SalColorSet(hWndItem,COLOR_IndexWindow,COLOR_Green)
 On MSG_ShowLine
 Set nTo = wParam
 If nTo > 3
 If nTo = 4
 Call SalShowWindow(hWndLine[LN_3To4])
 If nTo = 5
 Call SalShowWindow(hWndLine[LN_3To5])
 If nTo = 6
 Call SalShowWindow(hWndLine[LN_3To6])
 If nTo = 7
 Call SalShowWindow(hWndLine[LN_3To7])
 If nTo = 8
 Call SalShowWindow(hWndLine[LN_3To8])
 If nTo = 9
 Call SalShowWindow(hWndLine[LN_3To9])
 If nTo = 10
 Call SalShowWindow(hWndLine[LN_3To10])
 On MSG_HideLine
 If SalNumberTruncate(nGloAbsPos/10,8,0) = nGloScreen
 or nGloAbsPos = (nGloScreen*10)+10
 Set nTo = wParam
 If nTo = 1
 If SallsWindowVisible(strEntity2)
 Call SalHideWindow(hWndLine[LN_1To3a])
 Call SalHideWindow(hWndLine[LN_1To3b])
 Call SalHideWindow(hWndLine[LN_1To3c])
 Else
 Call SalHideWindow(hWndLine[LN_1To2])
 Call SalHideWindow(hWndLine[LN_2To3])
 Return TRUE
 If nTo = 2
 Call SalHideWindow(hWndLine[LN_2To3])
 Return TRUE
 If nTo = 4
 Call SalHideWindow(hWndLine[LN_3To4])
 Return TRUE
 If nTo = 5
 Call SalHideWindow(hWndLine[LN_3To5])
 Return TRUE
 If nTo = 6
 Call SalHideWindow(hWndLine[LN_3To6])
 Return TRUE
 If nTo = 7

```

    Call SalHideWindow(hWndLine[LN_3To7])
    Return TRUE
  If nTo = 8
    Call SalHideWindow(hWndLine[LN_3To8])
    Return TRUE
  If nTo = 9
    Call SalHideWindow(hWndLine[LN_3To9])
    Return TRUE
  If nTo = 10
    Call SalHideWindow(hWndLine[LN_3To10])
    Return TRUE
  Else
    Call SalColorSet(hWndItem,COLOR_IndexWindow,COLOR_Cyan)
  On WM_CHAR
    Return FALSE
  On SAM_SetFocus
    Call SetEntityFocus(3,dom3)
  On MSG_Gray
    Call SetDomainGray(dom3)
  On MSG_Hide
    Call HideEntity(dom3)
    Set strScreenObject[3] = NULL
  On MSG_Show
    Call ShowDomain(dom3)
    Call SalGetWindowText(hWndItem,strScreenObject[3],12)
  On MSG_Change
    Call SalGetWindowText(hWndItem,strEntityText,8)
    If strEntityText = strGloO_ID[nGloCell[nGloAbsPos]]
      Call SalSetWindowText(hWndItem,strO_ID)
  On MSG_Reset
    Call ResetEntity()
  On MSG_Copy
    If nVBar > 0
      Set nGloCell[nGloAbsPos-(MAX_SCROLL*10+4)] = nGloNextPos
  On MSG_Delete
    If nVBar > 0
      Set nGloCell[nGloAbsPos-(MAX_SCROLL*10+4)] = 0
Data Field: strEntity4
Data
  Maximum Data Length: Default
  Data Type: String
  Editable? Yes
Display Settings
Window Location and Size
  Left: 4.788"
  Top: 0.531"
  Width: 1.025"
  Height: 0.26"
Visible? Yes
Border? Yes
Justify: Center
Format: Unformatted
Country: Default
Font Name: MS Sans Serif
Font Size: 8
Font Enhancement: Default
Text Color: Default
Background Color: Cyan
Message Actions
  On MSG_DrawLine
    If SalNumberTruncate(nGloAbsPos/10,8,0) = nGloScreen
      or nGloAbsPos = (nGloScreen*10)+10
      Call SalSendMsg(hWndItem,MSG_ShowLine,wParam,0)
    Else
      Call SalColorSet(hWndItem,COLOR_IndexWindow,COLOR_Green)
  On MSG_ShowLine
    Set nTo = wParam
    If nTo > 4
      If nTo = 5

```



```

    Call SalShowWindow(hWndLine[LN_4To5])
  If nTo = 6
    Call SalShowWindow(hWndLine[LN_4To6])
  If nTo = 7
    Call SalShowWindow(hWndLine[LN_4To7])
  If nTo = 8
    Call SalShowWindow(hWndLine[LN_4To8])
  If nTo = 9
    Call SalShowWindow(hWndLine[LN_4To9])
  If nTo = 10
    If SallsWindowVisible(strEntity6)
      Call SalShowWindow(hWndLine[LN_4To10a])
      Call SalShowWindow(hWndLine[LN_4To10b])
      Call SalShowWindow(hWndLine[LN_4To10c])
    Else
      Call SalShowWindow(hWndLine[LN_4To6])
      Call SalShowWindow(hWndLine[LN_6To10])
On MSG_HideLine
If SalNumberTruncate(nGloAbsPos/10,8,0) = nGloScreen
  or nGloAbsPos = (nGloScreen*10)+10
  Set nTo = wParam
  If nTo = 1
    If SallsWindowVisible(strEntity2) or SallsWindowVisible(strEntity3)
      Call SalHideWindow(hWndLine[LN_1To4a])
      Call SalHideWindow(hWndLine[LN_1To4b])
      Call SalHideWindow(hWndLine[LN_1To4c])
    Else
      Call SalHideWindow(hWndLine[LN_1To2])
      Call SalHideWindow(hWndLine[LN_2To3])
      Call SalHideWindow(hWndLine[LN_3To4])
    Return TRUE
  If nTo = 2
    If SallsWindowVisible(strEntity3)
      Call SalHideWindow(hWndLine[LN_2To4a])
      Call SalHideWindow(hWndLine[LN_2To4b])
      Call SalHideWindow(hWndLine[LN_2To4c])
    Else
      Call SalHideWindow(hWndLine[LN_2To3])
      Call SalHideWindow(hWndLine[LN_3To4])
    Return TRUE
  If nTo = 3
    Call SalHideWindow(hWndLine[LN_3To4])
    Return TRUE
  If nTo = 5
    Call SalHideWindow(hWndLine[LN_4To5])
    Return TRUE
  If nTo = 6
    Call SalHideWindow(hWndLine[LN_4To6])
    Return TRUE
  If nTo = 7
    Call SalHideWindow(hWndLine[LN_4To7])
    Return TRUE
  If nTo = 8
    Call SalHideWindow(hWndLine[LN_4To8])
    Return TRUE
  If nTo = 9
    Call SalHideWindow(hWndLine[LN_4To9])
    Return TRUE
  If nTo = 10
    If SallsWindowVisible(strEntity6)
      Call SalHideWindow(hWndLine[LN_4To10a])
      Call SalHideWindow(hWndLine[LN_4To10b])
      Call SalHideWindow(hWndLine[LN_4To10c])
    Else
      Call SalHideWindow(hWndLine[LN_4To6])
      Call SalHideWindow(hWndLine[LN_6To10])
    Return TRUE
Else
  Call SalColorSet(hWndItem,COLOR_IndexWindow,COLOR_Cyan)

```

```

On WM_CHAR
  Return FALSE
On SAM_SetFocus
  Call SetEntityFocus(4,dom4)
On MSG_Gray
  Call SetDomainGray(dom4)
On MSG_Hide
  Call HideEntity(dom4)
  Set strScreenObject[4] = NULL
On MSG_Show
  Call ShowDomain(dom4)
  Call SalGetWindowText(hWndItem,strScreenObject[4],12)
On MSG_Change
  Call SalGetWindowText(hWndItem,strEntityText,8)
  If strEntityText = strGlo_ID[nGloCell[nGloAbsPos]]
    Call SalSetWindowText(hWndItem,strO_ID)
On MSG_Reset
  Call ResetEntity()
On MSG_Copy
  If nVBar > 0
    Set nGloCell[nGloAbsPos-(MAX_SCROLL*10+4)] = nGloNextPos
  If nHBar < MAX_SCROLL
    Set nGloCell[nGloAbsPos+7] = nGloNextPos
  If nHBar < MAX_SCROLL and nVBar > 0
    Set nGloCell[nGloAbsPos-(MAX_SCROLL*10-3)] = nGloNextPos
On MSG_Delete
  If nVBar > 0
    Set nGloCell[nGloAbsPos-(MAX_SCROLL*10+4)] = 0
  If nHBar < MAX_SCROLL
    Set nGloCell[nGloAbsPos+7] = 0
  If nHBar < MAX_SCROLL and nVBar > 0
    Set nGloCell[nGloAbsPos-(MAX_SCROLL*10-3)] = 0
Data Field: strEntity5
Data
  Maximum Data Length: Default
  Data Type: String
  Editable? Yes
Display Settings
Window Location and Size
  Left: 0.288"
  Top: 1.365"
  Width: 1.025"
  Height: 0.271"
Visible? Yes
Border? Yes
Justify: Center
Format: Unformatted
Country: Default
Font Name: MS Sans Serif
Font Size: 8
Font Enhancement: Default
Text Color: Default
Background Color: Cyan
Message Actions
On MSG_DrawLine
  If SalNumberTruncate(nGloAbsPos/10,8,0) = nGloScreen
    or nGloAbsPos = (nGloScreen*10)+10
    Call SalSendMsg(hWndItem,MSG_ShowLine,wParam,0)
  Else
    Call SalColorSet(hWndItem,COLOR_indexWindow,COLOR_Green)
On MSG_ShowLine
  Set nTo = wParam
  If nTo > 5
    If nTo = 6
      Call SalShowWindow(hWndLine[LN_5To6])
    If nTo = 7
      Call SalShowWindow(hWndLine[LN_5To7])
    If nTo = 8
      Call SalShowWindow(hWndLine[LN_5To8])

```

```

    If nTo = 9
        Call SalShowWindow(hWndLine[LN_5To9])
    If nTo = 10
        Call SalShowWindow(hWndLine[LN_5To10])
On MSG_HideLine
    If SalNumberTruncate(nGloAbsPos/10,8,0) = nGloScreen
        or nGloAbsPos = (nGloScreen*10)+10
        Set nTo = wParam
        If nTo = 1
            Call SalHideWindow(hWndLine[LN_1To5])
            Return TRUE
        If nTo = 2
            Call SalHideWindow(hWndLine[LN_2To5])
            Return TRUE
        If nTo = 3
            Call SalHideWindow(hWndLine[LN_3To5])
            Return TRUE
        If nTo = 4
            Call SalHideWindow(hWndLine[LN_4To5])
            Return TRUE
        If nTo = 6
            Call SalHideWindow(hWndLine[LN_5To6])
            Return TRUE
        If nTo = 7
            Call SalHideWindow(hWndLine[LN_5To7])
            Return TRUE
        If nTo = 8
            Call SalHideWindow(hWndLine[LN_5To8])
            Return TRUE
        If nTo = 9
            Call SalHideWindow(hWndLine[LN_5To9])
            Return TRUE
        If nTo = 10
            Call SalHideWindow(hWndLine[LN_5To10])
            Return TRUE
    Else
        Call SalColorSet(hWndItem,COLOR_IndexWindow,COLOR_Cyan)
On WM_CHAR
    Return FALSE
On SAM_SetFocus
    Call SetEntityFocus(5,dom5)
On MSG_Gray
    Call SetDomainGray(dom5)
On MSG_Hide
    Call HideEntity(dom5)
    Set strScreenObject[5] = NULL
On MSG_Show
    Call ShowDomain(dom5)
    Call SalGetWindowText(hWndItem,strScreenObject[5],12)
On MSG_Change
    Call SalGetWindowText(hWndItem,strEntityText,8)
    If strEntityText = strGloO_ID[nGloCell[nGloAbsPos]]
        Call SalSetWindowText(hWndItem,strO_ID)
On MSG_Reset
    Call ResetEntity()
On MSG_Copy
    If nHBar > 0
        Set nGloCell[nGloAbsPos-9] = nGloNextPos
On MSG_Delete
    If nHBar > 0
        Set nGloCell[nGloAbsPos-9] = 0
Data Field: strEntity6
Data
    Maximum Data Length: Default
    Data Type: String
    Editable? Yes
Display Settings
Window Location and Size
    Left: 4.788"

```

Top: 1.365"
 Width: 1.025"
 Height: 0.26"
 Visible? Yes
 Border? Yes
 Justify: Center
 Format: Unformatted
 Country: Default
 Font Name: MS Sans Serif
 Font Size: 8
 Font Enhancement: Default
 Text Color: Default
 Background Color: Cyan
 Message Actions
 On MSG_DrawLine
 If SalNumberTruncate(nGloAbsPos/10,8,0) = nGloScreen
 or nGloAbsPos = (nGloScreen*10)+10
 Call SalSendMsg(hWndItem,MSG_ShowLine,wParam,0)
 Else
 Call SalColorSet(hWndItem,COLOR_IndexWindow,COLOR_Green)
 On MSG_ShowLine
 Set nTo = wParam
 If nTo > 6
 If nTo = 7
 Call SalShowWindow(hWndLine[LN_6To7])
 If nTo = 8
 Call SalShowWindow(hWndLine[LN_6To8])
 If nTo = 9
 Call SalShowWindow(hWndLine[LN_6To9])
 If nTo = 10
 Call SalShowWindow(hWndLine[LN_6To10])
 On MSG_HideLine
 If SalNumberTruncate(nGloAbsPos/10,8,0) = nGloScreen
 or nGloAbsPos = (nGloScreen*10)+10
 Set nTo = wParam
 If nTo = 1
 Call SalHideWindow(hWndLine[LN_1To6])
 Return TRUE
 If nTo = 2
 Call SalHideWindow(hWndLine[LN_2To6])
 Return TRUE
 If nTo = 3
 Call SalHideWindow(hWndLine[LN_3To6])
 Return TRUE
 If nTo = 4
 Call SalHideWindow(hWndLine[LN_4To6])
 Return TRUE
 If nTo = 5
 Call SalHideWindow(hWndLine[LN_5To6])
 Return TRUE
 If nTo = 7
 Call SalHideWindow(hWndLine[LN_6To7])
 Return TRUE
 If nTo = 8
 Call SalHideWindow(hWndLine[LN_6To8])
 Return TRUE
 If nTo = 9
 Call SalHideWindow(hWndLine[LN_6To9])
 Return TRUE
 If nTo = 10
 Call SalHideWindow(hWndLine[LN_6To10])
 Return TRUE
 Else
 Call SalColorSet(hWndItem,COLOR_IndexWindow,COLOR_Cyan)
 On WM_CHAR
 Return FALSE
 On SAM_SetFocus
 Call SetEntityFocus(6,dom6)
 On MSG_Gray

```

    Call SetDomainGray(dom6)
On MSG_Hide
    Call HideEntity(dom6)
    Set strScreenObject[6] = NULL
On MSG_Show
    Call ShowDomain(dom6)
    Call SalGetWindowText(hWndItem,strScreenObject[6],12)
On MSG_Change
    Call SalGetWindowText(hWndItem,strEntityText,8)
    If strEntityText = strGloO_ID[nGloCell[nGloAbsPos]]
        Call SalSetWindowText(hWndItem,strO_ID)
On MSG_Reset
    Call ResetEntity()
On MSG_Copy
    If nHBar < MAX_SCROLL
        Set nGloCell[nGloAbsPos+9] = nGloNextPos
On MSG_Delete
    If nHBar < MAX_SCROLL
        Set nGloCell[nGloAbsPos+9] = 0
Data Field: strEntity7
Data
    Maximum Data Length: Default
    Data Type: String
    Editable? Yes
Display Settings
Window Location and Size
    Left: 0.288"
    Top: 2.198"
    Width: 1.025"
    Height: 0.26"
Visible? Yes
Border? Yes
Justify: Center
Format: Unformatted
Country: Default
Font Name: MS Sans Serif
Font Size: 8
Font Enhancement: Default
Text Color: Default
Background Color: Cyan
Message Actions
On MSG_DrawLine
    If SalNumberTruncate(nGloAbsPos/10,8,0) = nGloScreen
        or nGloAbsPos = (nGloScreen*10)+10
        Call SalSendMsg(hWndItem,MSG_ShowLine,wParam,0)
    Else
        Call SalColorSet(hWndItem,COLOR_indexWindow,COLOR_Green)
On MSG_ShowLine
    Set nTo = wParam
    If nTo > 7
        If nTo = 8
            Call SalShowWindow(hWndLine[LN_7To8])
        If nTo = 9
            If SallsWindowVisible(strEntity8)
                Call SalShowWindow(hWndLine[LN_7To9a])
                Call SalShowWindow(hWndLine[LN_7To9b])
                Call SalShowWindow(hWndLine[LN_7To9c])
            Else
                Call SalShowWindow(hWndLine[LN_7To8])
                Call SalShowWindow(hWndLine[LN_8To9])
        If nTo = 10
            If SallsWindowVisible(strEntity8) or SallsWindowVisible(strEntity9)
                Call SalShowWindow(hWndLine[LN_7To10a])
                Call SalShowWindow(hWndLine[LN_7To10b])
                Call SalShowWindow(hWndLine[LN_7To10c])
            Else
                Call SalShowWindow(hWndLine[LN_7To8])
                Call SalShowWindow(hWndLine[LN_8To9])
                Call SalShowWindow(hWndLine[LN_9To10])

```

```

On MSG_HideLine
If SalNumberTruncate(nGloAbsPos/10,8,0) = nGloScreen
or nGloAbsPos = (nGloScreen*10)+10
Set nTo = wParam
If nTo = 1
Call SalHideWindow(hWndLine[LN_1To7a])
Call SalHideWindow(hWndLine[LN_1To7b])
Call SalHideWindow(hWndLine[LN_1To7c])
Return TRUE
If nTo = 2
Call SalHideWindow(hWndLine[LN_2To7])
Return TRUE
If nTo = 3
Call SalHideWindow(hWndLine[LN_3To7])
Return TRUE
If nTo = 4
Call SalHideWindow(hWndLine[LN_4To7])
Return TRUE
If nTo = 5
Call SalHideWindow(hWndLine[LN_5To7])
Return TRUE
If nTo = 6
Call SalHideWindow(hWndLine[LN_6To7])
Return TRUE
If nTo = 8
Call SalHideWindow(hWndLine[LN_7To8])
Return TRUE
If nTo = 9
If SalIsWindowVisible(strEntity8)
Call SalHideWindow(hWndLine[LN_7To9a])
Call SalHideWindow(hWndLine[LN_7To9b])
Call SalHideWindow(hWndLine[LN_7To9c])
Else
Call SalHideWindow(hWndLine[LN_7To8])
Call SalHideWindow(hWndLine[LN_8To9])
Return TRUE
If nTo = 10
If SalIsWindowVisible(strEntity8) or SalIsWindowVisible(strEntity9)
Call SalHideWindow(hWndLine[LN_7To10a])
Call SalHideWindow(hWndLine[LN_7To10b])
Call SalHideWindow(hWndLine[LN_7To10c])
Else
Call SalHideWindow(hWndLine[LN_7To8])
Call SalHideWindow(hWndLine[LN_8To9])
Call SalHideWindow(hWndLine[LN_9To10])
Return TRUE
Else
Call SalColorSet(hWndItem,COLOR_IndexWindow,COLOR_Cyan)
On WM_CHAR
Return FALSE
On SAM_SetFocus
Call SetEntityFocus(7,dom7)
On MSG_Gray
Call SetDomainGray(dom7)
On MSG_Hide
Call HideEntity(dom7)
Set strScreenObject[7] = NULL
On MSG_Show
Call ShowDomain(dom7)
Call SalGetWindowText(hWndItem,strScreenObject[7],12)
On MSG_Change
Call SalGetWindowText(hWndItem,strEntityText,8)
If strEntityText = strGloO_ID[nGloCell[nGloAbsPos]]
Call SalSetWindowText(hWndItem,strO_ID)
On MSG_Reset
Call ResetEntity()
On MSG_Copy
If nVBar < MAX_SCROLL
Set nGloCell[nGloAbsPos+(MAX_SCROLL*10+4)] = nGloNextPos

```

```

    If nHBar > 0
        Set nGloCell[nGloAbsPos-7] = nGloNextPos
    If nHBar > 0 and nVBar < MAX_SCROLL
        Set nGloCell[nGloAbsPos+(MAX_SCROLL*10-3)] = nGloNextPos
On MSG_Delete
    If nVBar < MAX_SCROLL
        Set nGloCell[nGloAbsPos+(MAX_SCROLL*10+4)] = 0
    If nHBar > 0
        Set nGloCell[nGloAbsPos-7] = 0
    If nHBar > 0 and nVBar < MAX_SCROLL
        Set nGloCell[nGloAbsPos+(MAX_SCROLL*10+4)] = 0
Data Field: strEntity8
Data
    Maximum Data Length: Default
    Data Type: String
    Editable? Yes
Display Settings
Window Location and Size
    Left: 1.788"
    Top: 2.198"
    Width: 1.025"
    Height: 0.26"
Visible? Yes
Border? Yes
Justify: Center
Format: Unformatted
Country: Default
Font Name: MS Sans Serif
Font Size: 8
Font Enhancement: Default
Text Color: Default
Background Color: Cyan
Message Actions
On MSG_DrawLine
    If SalNumberTruncate(nGloAbsPos/10,8,0) = nGloScreen
        or nGloAbsPos = (nGloScreen*10)+10
        Call SalSendMessage(hWndItem,MSG_ShowLine,wParam,0)
    Else
        Call SalColorSet(hWndItem,COLOR_IndexWindow,COLOR_Green)
On MSG_ShowLine
    Set nTo = wParam
    If nTo > 8
        If nTo = 9
            Call SalShowWindow(hWndLine[LN_8To9])
        If nTo = 10
            If SalIsWindowVisible(strEntity9)
                Call SalShowWindow(hWndLine[LN_8To10a])
                Call SalShowWindow(hWndLine[LN_8To10b])
                Call SalShowWindow(hWndLine[LN_8To10c])
            Else
                Call SalShowWindow(hWndLine[LN_8To9])
                Call SalShowWindow(hWndLine[LN_9To10])
On MSG_HideLine
    If SalNumberTruncate(nGloAbsPos/10,8,0) = nGloScreen
        or nGloAbsPos = (nGloScreen*10)+10
        Set nTo = wParam
        If nTo = 1
            Call SalHideWindow(hWndLine[LN_1To8])
            Return TRUE
        If nTo = 2
            Call SalHideWindow(hWndLine[LN_2To8])
            Return TRUE
        If nTo = 3
            Call SalHideWindow(hWndLine[LN_3To8])
            Return TRUE
        If nTo = 4
            Call SalHideWindow(hWndLine[LN_4To8])
            Return TRUE
        If nTo = 5

```

```

    Call SalHideWindow(hWndLine[LN_5To8])
    Return TRUE
  If nTo = 6
    Call SalHideWindow(hWndLine[LN_6To8])
    Return TRUE
  If nTo = 7
    Call SalHideWindow(hWndLine[LN_7To8])
    Return TRUE
  If nTo = 9
    Call SalHideWindow(hWndLine[LN_8To9])
    Return TRUE
  If nTo = 10
    If SallsWindowVisible(strEntity9)
      Call SalHideWindow(hWndLine[LN_8To10a])
      Call SalHideWindow(hWndLine[LN_8To10b])
      Call SalHideWindow(hWndLine[LN_8To10c])
    Else
      Call SalHideWindow(hWndLine[LN_8To9])
      Call SalHideWindow(hWndLine[LN_9To10])
      Return TRUE
  Else
    Call SalColorSet(hWndItem,COLOR_IndexWindow,COLOR_Cyan)
  On WM_CHAR
    Return FALSE
  On SAM_SetFocus
    Call SetEntityFocus(8,dom8)
  On MSG_Gray
    Call SetDomainGray(dom8)
  On MSG_Hide
    Call HideEntity(dom8)
    Set strScreenObject[8] = NULL
  On MSG_Show
    Call ShowDomain(dom8)
    Call SalGetWindowText(hWndItem,strScreenObject[8],12)
  On MSG_Change
    Call SalGetWindowText(hWndItem,strEntityText,8)
    If strEntityText = strGlo_ID[nGloCell[nGloAbsPos]]
      Call SalSetWindowText(hWndItem,strO_ID)
  On MSG_Reset
    Call ResetEntity()
  On MSG_Copy
    If nVBar < MAX_SCROLL
      Set nGloCell[nGloAbsPos+(MAX_SCROLL*10+4)] = nGloNextPos
  On MSG_Delete
    If nVBar < MAX_SCROLL
      Set nGloCell[nGloAbsPos+(MAX_SCROLL*10+4)] = 0
Data Field: strEntity9
Data
  Maximum Data Length: Default
  Data Type: String
  Editable? Yes
Display Settings
  Window Location and Size
    Left: 3.288"
    Top: 2.198"
    Width: 1.025"
    Height: 0.26"
  Visible? Yes
  Border? Yes
  Justify: Center
  Format: Unformatted
  Country: Default
  Font Name: MS Sans Serif
  Font Size: 8
  Font Enhancement: Default
  Text Color: Default
  Background Color: Cyan
Message Actions
  On MSG_DrawLine

```



```

If SalNumberTruncate(nGloAbsPos/10,8,0) = nGloScreen
or nGloAbsPos = (nGloScreen*10)+10
Call SalSendMsg(hWndItem,MSG_ShowLine,wParam,0)
Else
Call SalColorSet(hWndItem,COLOR_IndexWindow,COLOR_Green)
On MSG_ShowLine
Set nTo = wParam
If nTo = 10
Call SalShowWindow(hWndLine[LN_9To10])
On MSG_HideLine
If SalNumberTruncate(nGloAbsPos/10,8,0) = nGloScreen
or nGloAbsPos = (nGloScreen*10)+10
Set nTo = wParam
If nTo = 1
Call SalHideWindow(hWndLine[LN_1To9])
Return TRUE
If nTo = 2
Call SalHideWindow(hWndLine[LN_2To9])
Return TRUE
If nTo = 3
Call SalHideWindow(hWndLine[LN_3To9])
Return TRUE
If nTo = 4
Call SalHideWindow(hWndLine[LN_4To9])
Return TRUE
If nTo = 5
Call SalHideWindow(hWndLine[LN_5To9])
Return TRUE
If nTo = 6
Call SalHideWindow(hWndLine[LN_6To9])
Return TRUE
If nTo = 7
If SalIsWindowVisible(strEntity8)
Call SalHideWindow(hWndLine[LN_7To9a])
Call SalHideWindow(hWndLine[LN_7To9b])
Call SalHideWindow(hWndLine[LN_7To9c])
Else
Call SalHideWindow(hWndLine[LN_7To8])
Call SalHideWindow(hWndLine[LN_8To9])
Return TRUE
If nTo = 8
Call SalHideWindow(hWndLine[LN_8To9])
Return TRUE
If nTo = 10
Call SalHideWindow(hWndLine[LN_9To10])
Return TRUE
Else
Call SalColorSet(hWndItem,COLOR_IndexWindow,COLOR_Cyan)
On WM_CHAR
Return FALSE
On SAM_SetFocus
Call SetEntityFocus(9,dom9)
On MSG_Gray
Call SetDomainGray(dom9)
On MSG_Hide
Call HideEntity(dom9)
Set strScreenObject[9] = NULL
On MSG_Show
Call ShowDomain(dom9)
Call SalGetWindowText(hWndItem,strScreenObject[9],12)
On MSG_Change
Call SalGetWindowText(hWndItem,strEntityText,8)
If strEntityText = strGloO_ID|nGloCell|nGloAbsPos]
Call SalSetWindowText(hWndItem,strO_ID)
On MSG_Reset
Call ResetEntity()
On MSG_Copy
If nVBar < MAX_SCROLL
Set nGloCell|nGloAbsPos+(MAX_SCROLL*10+4)] = nGloNextPos

```

```

On MSG_Delete
  If nVBar < MAX_SCROLL
    Set nGloCell[nGloAbsPos+(MAX_SCROLL*10+4)] = 0
Data Field: strEntity10
Data
  Maximum Data Length: Default
  Data Type: String
  Editable? Yes
Display Settings
Window Location and Size
  Left: 4.788"
  Top: 2.198"
  Width: 1.025"
  Height: 0.26"
Visible? Yes
Border? Yes
Justify: Center
Format: Unformatted
Country: Default
Font Name: MS Sans Serif
Font Size: 8
Font Enhancement: Default
Text Color: Default
Background Color: Cyan
Message Actions
On WM_CHAR
  Return FALSE
On MSG_DrawLine
  If SalNumberTruncate(nGloAbsPos/10,8,0) = nGloScreen
    or nGloAbsPos = (nGloScreen*10)+10
  Else
    Call SalColorSet(hWndItem,COLOR_IndexWindow,COLOR_Green)
On SAM_SetFocus
  Call SetEntityFocus(10,dom10)
On MSG_Gray
  Call SetDomainGray(dom10)
On MSG_Hide
  Call HideEntity(dom10)
  Set strScreenObject[10] = NULL
On MSG_Show
  Call ShowDomain(dom10)
  Call SalGetWindowText(hWndItem,strScreenObject[10],12)
On MSG_Change
  Call SalGetWindowText(hWndItem,strEntityText,8)
  If strEntityText = strGloO_ID[nGloCell[nGloAbsPos]]
    Call SalSetWindowText(hWndItem,strO_ID)
On MSG_Reset
  Call ResetEntity()
On MSG_Copy
  If nVBar < MAX_SCROLL
    Set nGloCell[nGloAbsPos+(MAX_SCROLL*10+4)] = nGloNextPos
  If nHBar < MAX_SCROLL
    Set nGloCell[nGloAbsPos+7] = nGloNextPos
  If nHBar < MAX_SCROLL and nVBar < MAX_SCROLL
    Set nGloCell[nGloAbsPos+(MAX_SCROLL*10+11)] = nGloNextPos
On MSG_Delete
  If nVBar < MAX_SCROLL
    Set nGloCell[nGloAbsPos+(MAX_SCROLL*10+4)] = 0
  If nHBar < MAX_SCROLL
    Set nGloCell[nGloAbsPos+7] = 0
  If nHBar < MAX_SCROLL and nVBar < MAX_SCROLL
    Set nGloCell[nGloAbsPos+(MAX_SCROLL*10+11)] = 0
On MSG_HideLine
  If SalNumberTruncate(nGloAbsPos/10,8,0) = nGloScreen
    or nGloAbsPos = (nGloScreen*10)+10
  Set nTo = wParam
  If nTo = 1
    Call SalHideWindow(hWndLine[LN_1To10])
  Return TRUE

```

```

If nTo = 2
  Call SalHideWindow(hWndLine[LN_2To10])
  Return TRUE
If nTo = 3
  Call SalHideWindow(hWndLine[LN_3To10])
  Return TRUE
If nTo = 4
  If SallsWindowVisible(strEntity6)
    Call SalHideWindow(hWndLine[LN_4To10a])
    Call SalHideWindow(hWndLine[LN_4To10b])
    Call SalHideWindow(hWndLine[LN_4To10c])
  Else
    Call SalHideWindow(hWndLine[LN_4To6])
    Call SalHideWindow(hWndLine[LN_6To10])
  Return TRUE
If nTo = 5
  Call SalHideWindow(hWndLine[LN_5To10])
  Return TRUE
If nTo = 6
  Call SalHideWindow(hWndLine[LN_6To10])
  Return TRUE
If nTo = 7
  If SallsWindowVisible(strEntity8) or SallsWindowVisible(strEntity9)
    Call SalHideWindow(hWndLine[LN_7To10a])
    Call SalHideWindow(hWndLine[LN_7To10b])
    Call SalHideWindow(hWndLine[LN_7To10c])
  Else
    Call SalHideWindow(hWndLine[LN_7To8])
    Call SalHideWindow(hWndLine[LN_8To9])
    Call SalHideWindow(hWndLine[LN_9To10])
  Return TRUE
If nTo = 8
  If SallsWindowVisible(strEntity9)
    Call SalHideWindow(hWndLine[LN_8To10a])
    Call SalHideWindow(hWndLine[LN_8To10b])
    Call SalHideWindow(hWndLine[LN_8To10c])
  Else
    Call SalHideWindow(hWndLine[LN_8To9])
    Call SalHideWindow(hWndLine[LN_9To10])
  Return TRUE
If nTo = 9
  Call SalHideWindow(hWndLine[LN_9To10])
  Return TRUE
Else
  Call SalColorSet(hWndItem,COLOR_IndexWindow,COLOR_Cyan)
}
Horizontal Scroll Bar: hBar
Window Location and Size
Left: 0.0"
Top: 2.979"
Width: 5.838"
Height: 0.198"
Visible? Yes
Message Actions
On SAM_Create
  Call SalScrollSetRange(hWndItem,0,MAX_SCROLL,1,1)
On SAM_SetFocus
  Set bEntityFocus = FALSE
On SAM_ScrollBar
  If wParam l= SB_ThumbTrack
    Call SalScrollGetPos(hWndItem,nHBar)
    Set df_nHBar = nHBar-MAX_SCROLL/2
    Set nGloScreen = (nVBar*(MAX_SCROLL+1))+nHBar
    If nGloScreen l= nPriorScreen
      Set nPriorScreen = nGloScreen
    Call SalPostMsg(pbOrigin,MSG_Redraw,0,0)
Data Field: df_nHBar
Data
  Maximum Data Length: 2

```

Data Type: Number
 Editable? Yes
 Display Settings
 Window Location and Size
 Left: 5.825"
 Top: 2.979"
 Width: 0.25"
 Height: 0.198"
 Visible? Yes
 Border? Yes
 Justify: Left
 Format: Uppercase
 Country: Default
 Font Name: MS Sans Serif
 Font Size: 8
 Font Enhancement: Default
 Text Color: Default
 Background Color: White
 Message Actions
 On SAM_SetFocus
 Set bEntityFocus = FALSE
 On SAM_FieldEdit
 If SalIsNull(hWndItem)
 Call SalScrollGetPos(hBar,nHBar)
 Set df_nHBar = nHBar-MAX_SCROLL/2
 If df_nHBar < -MAX_SCROLL/2
 Set df_nHBar = -MAX_SCROLL/2
 If df_nHBar > MAX_SCROLL/2
 Set df_nHBar = MAX_SCROLL/2
 Set nHBar = df_nHBar+MAX_SCROLL/2
 Call SalScrollSetPos(hBar,nHBar)
 Set nGloScreen = (nVBar*(MAX_SCROLL+1))+nHBar
 If nGloScreen != nPriorScreen
 Set nPriorScreen = nGloScreen
 Call SalPostMsg(pbOrigin,MSG_Redraw,0,0)
 On WM_CHAR
 If wParam = 46
 Return FALSE
 Vertical Scroll Bar: vBar
 Window Location and Size
 Left: 6.075"
 Top: -0.01"
 Width: 0.25"
 Height: 2.813"
 Visible? Yes
 Message Actions
 On SAM_Create
 Call SalScrollSetRange(hWndItem,0,MAX_SCROLL,1,1)
 On SAM_SetFocus
 Set bEntityFocus = FALSE
 On SAM_ScrollBar
 If wParam != SB_ThumbTrack
 Call SalScrollGetPos(hWndItem,nVBar)
 Set df_nVBar = nVBar-MAX_SCROLL/2
 Set nGloScreen = (nVBar*(MAX_SCROLL+1))+nHBar
 If nGloScreen != nPriorScreen
 Set nPriorScreen = nGloScreen
 Call SalPostMsg(pbOrigin,MSG_Redraw,0,0)
 Data Field: df_nVBar
 Data
 Maximum Data Length: 2
 Data Type: Number
 Editable? Yes
 Display Settings
 Window Location and Size
 Left: 6.075"
 Top: 2.792"
 Width: 0.25"
 Height: 0.198"

```

Visible? Yes
Border? Yes
Justify: Left
Format: Uppercase
Country: Default
Font Name: MS Sans Serif
Font Size: 8
Font Enhancement: Default
Text Color: Default
Background Color: White
Message Actions
On SAM_SetFocus
  Set bEntityFocus = FALSE
On SAM_FieldEdit
  If SallsNull(hWndItem)
    Call SalScrollGetPos(vBar,nVBar)
    Set df_nVBar = nVBar-MAX_SCROLL/2
  If df_nVBar < -MAX_SCROLL/2
    Set df_nVBar = -MAX_SCROLL/2
  If df_nVBar > MAX_SCROLL/2
    Set df_nVBar = MAX_SCROLL/2
  Set nVBar = df_nVBar+MAX_SCROLL/2
  Call SalScrollSetPos(vBar,nVBar)
  Set nGloScreen = (nVBar*(MAX_SCROLL+1))+nHBar
  If nGloScreen != nPriorScreen
    Set nPriorScreen = nGloScreen
    Call SalPostMsg(pbOrigin,MSG_Redraw,0,0)
On WM_CHAR
  If wParam = 46
    Return FALSE
Pushbutton: pbOrigin
Title: &+
Window Location and Size
Left: 6.075"
Top: 2.99"
Width: 0.245"
Height: 0.19"
Visible? Yes
Keyboard Accelerator: (none)
Font Name: Arial
Font Size: 9
Font Enhancement: Default
Message Actions
On SAM_Create
  Call SalPostMsg(hWndItem,SAM_Click,0,0)
On MSG_Redraw
  Call Redraw()
On SAM_Click
  |
  | Reset the workspace to screen(0,0)
  |
  Set df_nHBar = 0
  Set df_nVBar = 0
  Set nHBar = df_nHBar+MAX_SCROLL/2
  Set nVBar = df_nVBar+MAX_SCROLL/2
  Call SalScrollSetPos(hBar,nHBar)
  Call SalScrollSetPos(vBar,nVBar)
  Set nGloScreen = (nVBar*(MAX_SCROLL+1))+nHBar
  Set nPriorScreen = nGloScreen
  If not bStartApp
    Call SalPostMsg(hWndItem,MSG_Redraw,0,0)
  Else
    Set bStartApp = FALSE
| Extra Join Lines
Line
Coordinates
Begin X: 3.388"
Begin Y: 2.823"
End X: 4.188"

```

End Y: 2.823"
Visible? Yes
Line Thickness: 1
Line Color: Default

Line

Coordinates
Begin X: 1.9"
Begin Y: 2.823"
End X: 2.7"
End Y: 2.823"

Visible? Yes
Line Thickness: 1
Line Color: Default

Line

Coordinates
Begin X: 3.37"
Begin Y: 0.156"
End X: 4.175"
End Y: 0.156"

Visible? Yes
Line Thickness: 1
Line Color: Default

Line

Coordinates
Begin X: 1.975"
Begin Y: 0.156"
End X: 2.7"
End Y: 0.156"

Visible? Yes
Line Thickness: 1
Line Color: Default

Line

Coordinates
Begin X: 0.088"
Begin Y: 0.656"
End X: 0.688"
End Y: 0.656"

Visible? Yes
Line Thickness: 1
Line Color: Default

Line

Coordinates
Begin X: 5.388"
Begin Y: 0.656"
End X: 6.0"
End Y: 0.656"

Visible? Yes
Line Thickness: 1
Line Color: Default

Line

Coordinates
Begin X: 1.088"
Begin Y: 2.906"
End X: 4.988"
End Y: 2.906"

Visible? Yes
Line Thickness: 1
Line Color: Default

Line

Coordinates
Begin X: 1.088"
Begin Y: 0.073"
End X: 5.075"
End Y: 0.073"

Visible? Yes
Line Thickness: 1
Line Color: Default

! Lines From Entity 1 (Top To Bottom, Left To Right) = 12

Line

Coordinates
Begin X: 1.313"
Begin Y: 0.646"
End X: 1.813"
End Y: 0.646"
Visible? Yes
Line Thickness: 1
Line Color: Default

Line

Coordinates
Begin X: 0.963"
Begin Y: 0.656"
End X: 1.988"
End Y: 0.146"
Visible? Yes
Line Thickness: 1
Line Color: Default

Line

Coordinates
Begin X: 2.713"
Begin Y: 0.156"
End X: 3.6"
End Y: 0.667"
Visible? Yes
Line Thickness: 1
Line Color: Default

Line

Coordinates
Begin X: 1.088"
Begin Y: 0.573"
End X: 1.088"
End Y: 0.073"
Visible? Yes
Line Thickness: 1
Line Color: Default

Line

Coordinates
Begin X: 5.088"
Begin Y: 0.656"
End X: 5.088"
End Y: 0.073"
Visible? Yes
Line Thickness: 1
Line Color: Default

Line

Coordinates
Begin X: 0.688"
Begin Y: 1.573"
End X: 0.688"
End Y: 0.74"
Visible? Yes
Line Thickness: 1
Line Color: Default

Line

Coordinates
Begin X: 1.075"
Begin Y: 0.688"
End X: 4.975"
End Y: 1.521"
Visible? Yes
Line Thickness: 1
Line Color: Default

Line

Coordinates
Begin X: 0.088"
Begin Y: 0.656"
End X: 0.088"
End Y: 2.323"
Visible? Yes

Line Thickness: 1
Line Color: Default

Line

Coordinates
Begin X: 0.088"
Begin Y: 2.323"
End X: 0.588"
End Y: 2.323"

Visible? Yes
Line Thickness: 1
Line Color: Default

Line

Coordinates
Begin X: 0.888"
Begin Y: 0.74"
End X: 2.388"
End Y: 2.406"

Visible? Yes
Line Thickness: 1
Line Color: Default

Line

Coordinates
Begin X: 0.988"
Begin Y: 0.74"
End X: 3.688"
End Y: 2.323"

Visible? Yes
Line Thickness: 1
Line Color: Default

Line

Coordinates
Begin X: 1.238"
Begin Y: 0.75"
End X: 5.238"
End Y: 2.333"

Visible? Yes
Line Thickness: 1
Line Color: Default

| Lines From Entity 2 (Top To Bottom, Left To Right) = 9

Line

Coordinates
Begin X: 1.813"
Begin Y: 0.646"
End X: 3.288"
End Y: 0.646"

Visible? Yes
Line Thickness: 1
Line Color: Default

Line

Coordinates
Begin X: 2.4"
Begin Y: 0.656"
End X: 3.413"
End Y: 0.146"

Visible? Yes
Line Thickness: 1
Line Color: Default

Line

Coordinates
Begin X: 4.175"
Begin Y: 0.156"
End X: 5.013"
End Y: 0.625"

Visible? Yes
Line Thickness: 1
Line Color: Default

Line

Coordinates
Begin X: 0.688"

Begin Y: 1.49"
End X: 1.888"
End Y: 0.656"
Visible? Yes
Line Thickness: 1
Line Color: Default

Line

Coordinates
Begin X: 2.588"
Begin Y: 0.656"
End X: 5.488"
End Y: 1.573"
Visible? Yes
Line Thickness: 1
Line Color: Default

Line

Coordinates
Begin X: 0.788"
Begin Y: 2.24"
End X: 2.188"
End Y: 0.74"
Visible? Yes
Line Thickness: 1
Line Color: Default

Line

Coordinates
Begin X: 2.288"
Begin Y: 0.74"
End X: 2.288"
End Y: 2.406"
Visible? Yes
Line Thickness: 1
Line Color: Default

Line

Coordinates
Begin X: 2.388"
Begin Y: 0.656"
End X: 3.788"
End Y: 2.323"
Visible? Yes
Line Thickness: 1
Line Color: Default

Line

Coordinates
Begin X: 2.588"
Begin Y: 0.656"
End X: 5.288"
End Y: 2.323"
Visible? Yes
Line Thickness: 1
Line Color: Default

| Lines From Entity 3 (Top To Bottom, Left To Right) = 7

Line

Coordinates
Begin X: 3.288"
Begin Y: 0.646"
End X: 4.788"
End Y: 0.646"
Visible? Yes
Line Thickness: 1
Line Color: Default

Line

Coordinates
Begin X: 0.638"
Begin Y: 1.531"
End X: 3.338"
End Y: 0.698"
Visible? Yes
Line Thickness: 1

Line Color: Default
Line
Coordinates
Begin X: 4.188"
Begin Y: 0.656"
End X: 5.288"
End Y: 1.406"
Visible? Yes
Line Thickness: 1
Line Color: Default
Line
Coordinates
Begin X: 0.788"
Begin Y: 2.323"
End X: 3.388"
End Y: 0.74"
Visible? Yes
Line Thickness: 1
Line Color: Default
Line
Coordinates
Begin X: 2.188"
Begin Y: 2.406"
End X: 3.688"
End Y: 0.74"
Visible? Yes
Line Thickness: 1
Line Color: Default
Line
Coordinates
Begin X: 3.788"
Begin Y: 0.74"
End X: 3.788"
End Y: 2.406"
Visible? Yes
Line Thickness: 1
Line Color: Default
Line
Coordinates
Begin X: 3.888"
Begin Y: 0.74"
End X: 5.388"
End Y: 2.406"
Visible? Yes
Line Thickness: 1
Line Color: Default
1 Lines From Entity 4 (Top To Bottom, Left To Right) = 7
Line
Coordinates
Begin X: 1.238"
Begin Y: 1.448"
End X: 5.438"
End Y: 0.615"
Visible? Yes
Line Thickness: 1
Line Color: Default
Line
Coordinates
Begin X: 5.388"
Begin Y: 0.74"
End X: 5.388"
End Y: 1.573"
Visible? Yes
Line Thickness: 1
Line Color: Default
Line
Coordinates
Begin X: 0.588"
Begin Y: 2.406"

End X: 5.388"
End Y: 0.573"
Visible? Yes
Line Thickness: 1
Line Color: Default

Line

Coordinates
Begin X: 2.288"
Begin Y: 2.406"
End X: 4.988"
End Y: 0.74"

Visible? Yes
Line Thickness: 1
Line Color: Default

Line

Coordinates
Begin X: 3.788"
Begin Y: 2.406"
End X: 5.088"
End Y: 0.74"

Visible? Yes
Line Thickness: 1
Line Color: Default

Line

Coordinates
Begin X: 5.988"
Begin Y: 0.656"
End X: 5.988"
End Y: 2.323"

Visible? Yes
Line Thickness: 1
Line Color: Default

Line

Coordinates
Begin X: 5.588"
Begin Y: 2.323"
End X: 5.988"
End Y: 2.323"

Visible? Yes
Line Thickness: 1
Line Color: Default

1 Lines From Entity 5 (Top To Bottom, Left To Right) = 5

Line

Coordinates
Begin X: 1.188"
Begin Y: 1.521"
End X: 4.888"
End Y: 1.521"

Visible? Yes
Line Thickness: 1
Line Color: Default

Line

Coordinates
Begin X: 0.688"
Begin Y: 1.573"
End X: 0.688"
End Y: 2.323"

Visible? Yes
Line Thickness: 1
Line Color: Default

Line

Coordinates
Begin X: 0.788"
Begin Y: 1.573"
End X: 1.888"
End Y: 2.24"

Visible? Yes
Line Thickness: 1
Line Color: Default

Line

Coordinates

Begin X: 0.888"

Begin Y: 1.573"

End X: 3.288"

End Y: 2.24"

Visible? Yes

Line Thickness: 1

Line Color: Default

Line

Coordinates

Begin X: 1.088"

Begin Y: 1.573"

End X: 4.988"

End Y: 2.24"

Visible? Yes

Line Thickness: 1

Line Color: Default

! Lines From Entity 6 (Top To Bottom, Left To Right) = 4

Line

Coordinates

Begin X: 0.588"

Begin Y: 2.313"

End X: 4.988"

End Y: 1.563"

Visible? Yes

Line Thickness: 1

Line Color: Default

Line

Coordinates

Begin X: 2.688"

Begin Y: 2.24"

End X: 5.188"

End Y: 1.573"

Visible? Yes

Line Thickness: 1

Line Color: Default

Line

Coordinates

Begin X: 4.188"

Begin Y: 2.24"

End X: 5.288"

End Y: 1.573"

Visible? Yes

Line Thickness: 1

Line Color: Default

Line

Coordinates

Begin X: 5.388"

Begin Y: 1.573"

End X: 5.388"

End Y: 2.323"

Visible? Yes

Line Thickness: 1

Line Color: Default

! Lines For Entity 7 = 5

Line

Coordinates

Begin X: 1.288"

Begin Y: 2.323"

End X: 1.788"

End Y: 2.323"

Visible? Yes

Line Thickness: 1

Line Color: Default

Line

Coordinates

Begin X: 1.088"

Begin Y: 2.417"

End X: 1.9"
End Y: 2.823"
Visible? Yes
Line Thickness: 1
Line Color: Default
Line
Coordinates
Begin X: 2.688"
Begin Y: 2.823"
End X: 3.5"
End Y: 2.396"
Visible? Yes
Line Thickness: 1
Line Color: Default
Line
Coordinates
Begin X: 1.088"
Begin Y: 2.406"
End X: 1.088"
End Y: 2.906"
Visible? Yes
Line Thickness: 1
Line Color: Default
Line
Coordinates
Begin X: 4.988"
Begin Y: 2.406"
End X: 4.988"
End Y: 2.906"
Visible? Yes
Line Thickness: 1
Line Color: Default
I Lines For Entity 8 = 3
Line
Coordinates
Begin X: 1.788"
Begin Y: 2.323"
End X: 3.288"
End Y: 2.323"
Visible? Yes
Line Thickness: 1
Line Color: Default
Line
Coordinates
Begin X: 2.513"
Begin Y: 2.406"
End X: 3.4"
End Y: 2.823"
Visible? Yes
Line Thickness: 1
Line Color: Default
Line
Coordinates
Begin X: 4.175"
Begin Y: 2.823"
End X: 5.0"
End Y: 2.406"
Visible? Yes
Line Thickness: 1
Line Color: Default
I Lines For Entity 9 = 1
Line
Coordinates
Begin X: 3.288"
Begin Y: 2.323"
End X: 4.788"
End Y: 2.323"
Visible? Yes
Line Thickness: 1

Line Color: Default
| Extra Line (First Child)
Line
Coordinates
 Begin X: 0.588"
 Begin Y: 2.656"
 End X: 0.988"
 End Y: 2.656"
Visible? Yes
Line Thickness: 1
Line Color: Default
| Total Of 62 Lines
| Domains
Frame
Window Location and Size
 Left: 5.75"
 Top: 3.55"
 Width: 0.543"
 Height: 0.44"
Visible? Yes
Corners: Square
Border Style: Drop-Shadow
Border Thickness: 2
Border Color: Default
Background Color: Default
Picture: picUNFLogo
Window Location and Size
 Left: 5.793"
 Top: 3.574"
 Width: 0.457"
 Height: 0.405"
Visible? Yes
File Name: unflgo.bmp
Storage: Internal
Fit: Scale
Scaling
 Width: 100
 Height: 100
Corners: Square
Border Style: No Border
Border Thickness: 1
Tile To Parent? No
Border Color: Default
Background Color: Default
Message Actions
 On SAM_Click
 Call SalModalDialog(dlgAbout,hWndForm)
Picture: dom1
Window Location and Size
 Left: 0.688"
 Top: 0.24"
 Width: 0.275"
 Height: 0.229"
Visible? Yes
File Name: circyan.bmp
Storage: Internal
Fit: Size to Fit
Scaling
 Width: 100
 Height: 100
Corners: Square
Border Style: No Border
Border Thickness: 1
Tile To Parent? No
Border Color: Black
Background Color: Default
Message Actions
 On SAM_Click
 Call SalSetFocus(strEntity1)

Picture: dom2
Window Location and Size
Left: 2.188"
Top: 0.24"
Width: 0.275"
Height: 0.229"
Visible? Yes
File Name: circyan.bmp
Storage: Internal
Fit: Size to Fit
Scaling
Width: 100
Height: 100
Corners: Square
Border Style: No Border
Border Thickness: 1
Tile To Parent? No
Border Color: Black
Background Color: Default
Message Actions
On SAM_Click
Call SalSetFocus(strEntity2)

Picture: dom3
Window Location and Size
Left: 3.688"
Top: 0.24"
Width: 0.275"
Height: 0.229"
Visible? Yes
File Name: circyan.bmp
Storage: Internal
Fit: Size to Fit
Scaling
Width: 100
Height: 100
Corners: Square
Border Style: No Border
Border Thickness: 1
Tile To Parent? No
Border Color: Black
Background Color: Default
Message Actions
On SAM_Click
Call SalSetFocus(strEntity3)

Picture: dom4
Window Location and Size
Left: 5.188"
Top: 0.24"
Width: 0.275"
Height: 0.229"
Visible? Yes
File Name: circyan.bmp
Storage: Internal
Fit: Size to Fit
Scaling
Width: 100
Height: 100
Corners: Square
Border Style: No Border
Border Thickness: 1
Tile To Parent? No
Border Color: Black
Background Color: Default
Message Actions
On SAM_Click
Call SalSetFocus(strEntity4)

Picture: dom5
Window Location and Size
Left: 0.588"

Top: 1.083"
Width: 0.275"
Height: 0.219"
Visible? Yes
File Name: circyan.bmp
Storage: Internal
Fit: Size to Fit
Scaling
Width: 100
Height: 100
Corners: Square
Border Style: No Border
Border Thickness: 1
Tile To Parent? No
Border Color: Black
Background Color: Default
Message Actions
On SAM_Click
Call SalSetFocus(strEntity5)
Picture: dom6
Window Location and Size
Left: 5.288"
Top: 1.073"
Width: 0.275"
Height: 0.229"
Visible? Yes
File Name: circyan.bmp
Storage: Internal
Fit: Size to Fit
Scaling
Width: 100
Height: 100
Corners: Square
Border Style: No Border
Border Thickness: 1
Tile To Parent? No
Border Color: Black
Background Color: Default
Message Actions
On SAM_Click
Call SalSetFocus(strEntity6)
Picture: dom7
Window Location and Size
Left: 0.588"
Top: 2.49"
Width: 0.275"
Height: 0.229"
Visible? Yes
File Name: circyan.bmp
Storage: Internal
Fit: Size to Fit
Scaling
Width: 100
Height: 100
Corners: Square
Border Style: No Border
Border Thickness: 1
Tile To Parent? No
Border Color: Black
Background Color: Default
Message Actions
On SAM_Click
Call SalSetFocus(strEntity7)
Picture: dom8
Window Location and Size
Left: 2.188"
Top: 2.49"
Width: 0.275"
Height: 0.229"

Visible? Yes
File Name: circyan.bmp
Storage: Internal
Fit: Size to Fit
Scaling
Width: 100
Height: 100
Corners: Square
Border Style: No Border
Border Thickness: 1
Tile To Parent? No
Border Color: Black
Background Color: Default
Message Actions
On SAM_Click
Call SaISetFocus(strEntity8)
Picture: dom9
Window Location and Size
Left: 3.688"
Top: 2.49"
Width: 0.275"
Height: 0.229"
Visible? Yes
File Name: circyan.bmp
Storage: Internal
Fit: Size to Fit
Scaling
Width: 100
Height: 100
Corners: Square
Border Style: No Border
Border Thickness: 1
Tile To Parent? No
Border Color: Black
Background Color: Default
Message Actions
On SAM_Click
Call SaISetFocus(strEntity9)
Picture: dom10
Window Location and Size
Left: 5.188"
Top: 2.5"
Width: 0.275"
Height: 0.219"
Visible? Yes
File Name: circyan.bmp
Storage: Internal
Fit: Size to Fit
Scaling
Width: 100
Height: 100
Corners: Square
Border Style: No Border
Border Thickness: 1
Tile To Parent? No
Border Color: Black
Background Color: Default
Message Actions
On SAM_Click
Call SaISetFocus(strEntity10)
Background Text: N&ame:
Window Location and Size
Left: 0.075"
Top: 3.302"
Width: 0.588"
Height: 0.167"
Visible? Yes
Justify: Left
Font Name: Default

```

Font Size: Default
Font Enhancement: Default
Text Color: Default
Background Color: Default
Data Field: strName
Data
  Maximum Data Length: 18
  Data Type: String
  Editable? Yes
Display Settings
  Window Location and Size
    Left: 0.675"
    Top: 3.24"
    Width: 2.25"
    Height: 0.25"
  Visible? Yes
  Border? Yes
  Justify: Left
  Format: Uppercase
  Country: Default
  Font Name: MS Sans Serif
  Font Size: 10
  Font Enhancement: Default
  Text Color: Default
  Background Color: White
Message Actions
On MSG_Gray
  Set strName = strGloObjName[nGloCell[nGloAbsPos]]
  If bEntityFocus
    Call SalEnableWindow(hWndItem)
  Else
    Call SalDisableWindow(hWndItem)
On SAM_SetFocus
  Set bEntityFocus = FALSE
On SAM_FieldEdit
  !
  ! Verify that the name is not used by any other object
  !
  If SalStrTrim(strName,strName) > 0 and strName != SPACE
    and strName != strGloObjName[nGloCell[nGloAbsPos]] and IsAlphaNumeric(strName)
    Call SalWaitCursor(TRUE)
    Set nGloCount = 1
    While nGloObjType[nGloCount] != 0
      If strName = strGloObjName[nGloCount]
        Call SalMessageBox("This Name Has Been Used. Please Create A New Name.",
          APPNAME,MB_Ok|MB_IconAsterisk)
        Call SalSetFocus(strName)
        Call SalWaitCursor(FALSE)
        Return FALSE
      Set nGloCount = nGloCount + 1
    Set strGloObjName[nGloCell[nGloAbsPos]] = strName
    Set nGloCount = SalNumberMod(nGloAbsPos,10)
    If nGloCount = 0
      Set nGloCount = 10
    Call SalWaitCursor(FALSE)
  Else
    Set strName = strGloObjName[nGloCell[nGloAbsPos]]
On MSG_Disable
  Call SalDisableWindow(hWndItem)
  Call SalClearField(hWndItem)
On SAM_Validate
  If IsAlphaNumeric(strName)
    Set bGloDetailOK = TRUE
    Call SalDrawMenuBar(frmObjMgr)
    Call SalPostMsg(hWndItem,SAM_FieldEdit,0,0)
    Return VALIDATE_Ok
  Else
    Set bGloDetailOK = FALSE
    Call SalDrawMenuBar(frmObjMgr)

```

```

Return VALIDATE_Cancel
Background Text: &ID:
Window Location and Size
  Left: 2.988"
  Top: 3.281"
  Width: 0.263"
  Height: 0.167"
Visible? Yes
Justify: Left
Font Name: Default
Font Size: Default
Font Enhancement: Default
Text Color: Default
Background Color: Default
Data Field: strO_ID
Data
  Maximum Data Length: 7
  Data Type: String
  Editable? Yes
Display Settings
Window Location and Size
  Left: 3.288"
  Top: 3.24"
  Width: 0.938"
  Height: 0.25"
Visible? Yes
Border? Yes
Justify: Left
Format: Uppercase
Country: Default
Font Name: MS Sans Serif
Font Size: 10
Font Enhancement: Default
Text Color: Default
Background Color: White
Message Actions
On MSG_Gray
  Set strO_ID = strGloO_ID[nGloCell[nGloAbsPos]]
  If bEntityFocus
    Call SalEnableWindow(hWndItem)
  Else
    Call SalDisableWindow(hWndItem)
On SAM_SetFocus
  Set bEntityFocus = FALSE
On SAM_FieldEdit
  |
  | Verify that the name entered is not used by any other object
  |
  If SalStrTrim(strO_ID,strO_ID) > 0 and strO_ID != SPACE
    and strO_ID != strGloO_ID[nGloCell[nGloAbsPos]] and IsAlphaNumeric(strO_ID)
    Call SalWaitCursor(TRUE)
    Set nGloCount = 1
    While nGloObjType[nGloCount] != 0
      If strO_ID = strGloO_ID[nGloCount]
        Call SalMessageBox("This ID Has Been Used. Please Create A New ID.",
          APPNAME,MB_Ok|MB_IconAsterisk)
        Call SalSetFocus(strO_ID)
        Call SalWaitCursor(FALSE)
        Return FALSE
      Set nGloCount = nGloCount + 1
    Set strGloO_ID[nGloCell[nGloAbsPos]] = strO_ID
    Set nGloCount = SalNumberMod(nGloAbsPos,10)
    If nGloCount = 0
      Set nGloCount = 10
    Call SalSetWindowText(hWndDF[nGloCount],strO_ID)
    Call SalWaitCursor(FALSE)
  Else
    Set strO_ID = strGloO_ID[nGloCell[nGloAbsPos]]
On SAM_Validate

```

```

If IsAlphaNumeric(strO_ID)
  Set bGloDetailOK = TRUE
  Call SalDrawMenuBar(frmObjMgr)
  Call SalPostMsg(hWndItem,SAM_FieldEdit,0,0)
  Return VALIDATE_Ok
Else
  Set bGloDetailOK = FALSE
  Call SalDrawMenuBar(frmObjMgr)
  Return VALIDATE_Cancel
On MSG_Disable
  Call SalDisableWindow(hWndItem)
  Call SalClearField(hWndItem)
Data Field: strType
Data
  Maximum Data Length: 35
  Data Type: String
  Editable? No
Display Settings
  Window Location and Size
    Left: 4.275"
    Top: 3.271"
    Width: 2.125"
    Height: 0.25"
  Visible? Yes
  Border? No
  Justify: Left
  Format: Unformatted
  Country: Default
  Font Name: MS Sans Serif
  Font Size: 10
  Font Enhancement: Default
  Text Color: Black
  Background Color: Default
Message Actions
On MSG_Gray
  Select Case nGloObjType[nGloCell[nGloAbsPos]]
    Case ENTITY_Regular
      Set strType = 'Type: Regular Entity'
      Break
    Case ENTITY_Composite
      Set strType = 'Type: Composite Entity'
      Break
    Case ENTITY_CrossProduct
      Set strType = 'Type: Cross Product Entity'
      Break
    Case DOMAIN
      Set strType = 'Type: Composite Domain'
      Break
  Default
    Set strType = NULL
Background Text: Object &Note:
Window Location and Size
  Left: 0.088"
  Top: 3.604"
  Width: 0.588"
  Height: 0.385"
Visible? Yes
Justify: Left
Font Name: Default
Font Size: Default
Font Enhancement: Default
Text Color: Default
Background Color: Default
Multiline Field: strDescription
Data
  Maximum Data Length: 254
  String Type: String
  Editable? Yes
Display Settings

```

Border? Yes
 Word Wrap? Yes
 Vertical Scroll? Yes
 Window Location and Size
 Left: 0.675"
 Top: 3.552"
 Width: 5.013"
 Height: 0.438"
 Visible? Yes
 Font Name: MS Sans Serif
 Font Size: 10
 Font Enhancement: Default
 Text Color: Default
 Background Color: White
 Message Actions
 On SAM_SetFocus
 Set bEntityFocus = FALSE
 On MSG_Gray
 Set strDescription = strGloObjDesc[nGloCell][nGloAbsPos]
 If bEntityFocus
 Call Sa1EnableWindow(hWndItem)
 Else
 Call Sa1DisableWindow(hWndItem)
 On SAM_FieldEdit
 Call ReplaceChar(strDescription,DEL,SPACE)
 Call ReplaceChar(strDescription,"","")
 If Sa1StrTrim(strDescription,strDescription) > 0 and strDescription != SPACE
 and strDescription != strGloObjDesc[nGloCell][nGloAbsPos]
 Set strGloObjDesc[nGloCell][nGloAbsPos] = strDescription
 Set nGloCount = Sa1NumberMod(nGloAbsPos,10)
 If nGloCount = 0
 Set nGloCount = 10
 Else
 Set strDescription = strGloObjDesc[nGloCell][nGloAbsPos]
 On MSG_Disable
 Call Sa1DisableWindow(hWndItem)
 Call Sa1ClearField(hWndItem)
 On SAM_Validate
 Call Sa1PostMsg(hWndItem,SAM_FieldEdit,0,0)
 Return VALIDATE_Ok
 Data Field: strMessage
 Data
 Maximum Data Length: Default
 Data Type: String
 Editable? No
 Display Settings
 Window Location and Size
 Left: 0.18"
 Top: 4.05"
 Width: 5.0"
 Height: 0.25"
 Visible? Yes
 Border? No
 Justify: Left
 Format: Unformatted
 Country: Default
 Font Name: MS Sans Serif
 Font Size: 8
 Font Enhancement: None
 Text Color: Default
 Background Color: Default
 Message Actions
 Window Variables
 Boolean: bEntityFocus
 Boolean: bStartApp
 Number: nHBar
 Number: nPriorScreen
 Number: nTemp
 Number: nTo

```

Number: nVBar
String: strDevice
String: strDriver
String: strEntityType
String: strPort
String: strScreenObject[15]
|
| Window handle Arrays
|
Window Handle: hWndDF[30]
Window Handle: hWndDom[15]
Window Handle: hWndLine[65]
Message Actions
On SAM_Create
  Call SalWaitCursor(TRUE)
  |
  | get and save a window handle to the Form's menu bar
  |
  Set hWndGloMenuBar = GetMenu( hWndForm )
  Set hWndGloSubMenu = GetSubMenu( hWndGloMenuBar, SELECT_MENU )
  |
  | Load handles for data fields, pictures, and lines. Show certain fields, and initialize startup variables.
  |
  Set bStartApp = TRUE
  Call SalHideWindow(hWndForm)
  Call LoadHandles(hWndForm,hWndLine,TYPE_Line)
  Call LoadHandles(hWndForm,hWndDF,TYPE_DataField)
  Call LoadHandles(hWndForm,hWndDom,TYPE_Picture)
  Set hWndDom[10] = hWndNULL
  Call SalShowWindow(strO_ID)
  Call SalShowWindow(strName)
  Call SalShowWindow(strType)
  Call SalShowWindow(strMessage)
  Call SalShowWindow(picUNFLogo)
  Call SalShowWindow(df_nHBar)
  Call SalShowWindow(df_nVBar)
  Call SalSendMessageToChildren(hWndForm,MSG_Hide,0,0)
  Call SalSendMessageToChildren(hWndForm,MSG_Disable,0,0)
  Set nGloCount = 1
  While nGloCount < 11
    Set nGloCount = nGloCount + 1
  Set nGloScreen = 0
  Set nGloObjFunction = DELETE
  Set bGloChanged = FALSE
  Set bGloDetailOK = TRUE
  Set bGloInitialized = TRUE
  Call SalPostMsg(hWndForm,MSG_Created,0,0)
On MSG_Created
|
| Refresh Select Menu, show main window, and open OSAM* file if one has been provided.
|
Set bEntityFocus = FALSE
Call SalShowWindow(hWndForm)
Call RefreshSelectMenu()
Call SalDestroyWindow(hWndGloWait)
Call SalWaitCursor(FALSE)
If strArgArray[1] != NULL
  Call SalStrRight(strArgArray[1],4,strGloFileName)
  Call SalStrUpper(strGloFileName,strGloFileName)
  If strGloFileName = '.SAM'
    Set strGloFileName = strArgArray[1]
    Call OpenOSAMFile(strGloFileName)
  Else
    Call SalMessageBox(strArgArray[1]||' is not a valid OSAM* file.',APPNAME,MB_Ok)
    Set strGloFileName = NULL
On SAM_Close
|
| end the program
|

```

If not FileContinue()
Return FALSE
Dialog Box: dlgAbout
Title: About OSAM* Designer
Display Settings
Visible at Design time? No
Type of Dialog: Modal
Window Location and Size
Left: 0.45"
Top: 0.177"
Width: 5.243"
Height: 3.988"
Absolute Screen Location? Yes
Font Name: Default
Font Size: Default
Font Enhancement: Default
Text Color: Default
Background Color: Gray
Contents
Frame
Window Location and Size
Left: 0.186"
Top: 0.143"
Width: 0.543"
Height: 0.44"
Visible? Yes
Corners: Square
Border Style: Drop-Shadow
Border Thickness: 2
Border Color: Default
Background Color: Default
Picture: picUNFLogo
Window Location and Size
Left: 0.229"
Top: 0.167"
Width: 0.457"
Height: 0.405"
Visible? Yes
File Name: unflogo.bmp
Storage: Internal
Fit: Scale
Scaling
Width: 100
Height: 100
Corners: Square
Border Style: No Border
Border Thickness: 1
Tile To Parent? No
Border Color: Default
Background Color: Default
Message Actions
Pushbutton: pbOk
Title: Ok
Window Location and Size
Left: 4.029"
Top: 0.155"
Width: 0.957"
Height: 0.25"
Visible? Yes
Keyboard Accelerator: Enter
Font Name: Default
Font Size: Default
Font Enhancement: Default
Message Actions
On SAM_Click
Call SalEndDialog(hWndForm,TRUE)
Pushbutton: pbCancel
Title: Ok
Window Location and Size

Left: 4.029"
Top: 0.155"
Width: 0.957"
Height: 0.25"
Visible? No
Keyboard Accelerator: Esc
Font Name: Default
Font Size: Default
Font Enhancement: Default
Message Actions
On SAM_Click
Call SalEndDialog(hWndForm,TRUE)
Background Text: OSAM* Designer
Window Location and Size
Left: 0.8"
Top: 0.179"
Width: 2.829"
Height: 0.19"
Visible? Yes
Justify: Left
Font Name: MS Sans Serif
Font Size: 10
Font Enhancement: Bold
Text Color: Default
Background Color: Default
Background Text: Copyright © 1992 by Paul F. Rabuck
Window Location and Size
Left: 0.814"
Top: 0.429"
Width: 3.057"
Height: 0.167"
Visible? Yes
Justify: Left
Font Name: Default
Font Size: Default
Font Enhancement: Default
Text Color: Default
Background Color: Default
Background Text: With Special Thanks to:
Window Location and Size
Left: 0.2"
Top: 0.679"
Width: 2.729"
Height: 0.167"
Visible? Yes
Justify: Left
Font Name: Default
Font Size: Default
Font Enhancement: Default
Text Color: Default
Background Color: Default
Background Text: Dr. Susan R. Wallace, Thesis Advisor and Committee Chairman
Window Location and Size
Left: 0.371"
Top: 0.917"
Width: 3.486"
Height: 0.381"
Visible? Yes
Justify: Left
Font Name: Default
Font Size: Default
Font Enhancement: Default
Text Color: Default
Background Color: Default
Background Text: and the Thesis Committee:
Window Location and Size
Left: 0.2"
Top: 1.333"
Width: 2.443"

Height: 0.167"
Visible? Yes
Justify: Left
Font Name: Default
Font Size: Default
Font Enhancement: Default
Text Color: Default
Background Color: Default
Background Text: Dr. Judith Solano
Window Location and Size
Left: 0.386"
Top: 1.571"
Width: 1.614"
Height: 0.167"
Visible? Yes
Justify: Left
Font Name: Default
Font Size: Default
Font Enhancement: Default
Text Color: Default
Background Color: Default
Background Text: Dr. F. Layne Wallace
Window Location and Size
Left: 0.386"
Top: 1.738"
Width: 1.843"
Height: 0.167"
Visible? Yes
Justify: Left
Font Name: Default
Font Size: Default
Font Enhancement: Default
Text Color: Default
Background Color: Default
Line
Coordinates
Begin X: 0.614"
Begin Y: 2.012"
End X: 4.514"
End Y: 2.012"
Visible? Yes
Line Thickness: 2
Line Color: Default
Multiline Field: mSubmit
Data
Maximum Data Length: Default
String Type: String
Editable? No
Display Settings
Border? No
Word Wrap? Yes
Vertical Scroll? No
Window Location and Size
Left: 0.2"
Top: 2.107"
Width: 4.714"
Height: 0.702"
Visible? Yes
Font Name: MS Sans Serif
Font Size: 8
Font Enhancement: None
Text Color: Default
Background Color: Default
Message Actions
On SAM_Create
Set mSubmit = 'This software is submitted to the University of North Florida College of Computer and Information Sciences in partial fulfillment of the requirements for the degree of Master of Science in Computer and Information Sciences.'
On SAM_SetFocus
Call SetFocus(pbOk)

Multiline Field: miPortions

Data

Maximum Data Length: Default

String Type: String

Editable? No

Display Settings

Border? No

Word Wrap? Yes

Vertical Scroll? No

Window Location and Size

Left: 0.2"

Top: 2.833"

Width: 4.771"

Height: 0.75"

Visible? Yes

Font Name: MS Sans Serif

Font Size: 8

Font Enhancement: None

Text Color: Default

Background Color: Default

Message Actions

On SAM_Create

Set miPortions = 'The Ideas presented within this software and the term "OSAM"' are based on prior work conducted by Dr. Stanley Y. W. Su at the Database Systems Research and Development Center, University of Florida.'

On SAM_SetFocus

Call SaiSetFocus(pbOk)

Window Variables

Message Actions

|

| OSAM* Designer About Box

|

On SAM_Create

Call SaiWaitCursor(TRUE)

Call SaiSendMessage(hWndForm,MSG_CREATED,0,0)

On MSG_CREATED

Call SaiWaitCursor(FALSE)

On SAM_Close

Call SaiEndDialog(hWndForm,TRUE)

Dialog Box: dlgAddObject

Title: Create An Object

Display Settings

Visible at Design time? No

Type of Dialog: Modal

Window Location and Size

Left: 1.95"

Top: 0.25"

Width: 5.071"

Height: 3.893"

Absolute Screen Location? Yes

Font Name: Default

Font Size: Default

Font Enhancement: Default

Text Color: Default

Background Color: Default

Contents

Background Text: Object &ID:

Window Location and Size

Left: 0.143"

Top: 0.167"

Width: 0.986"

Height: 0.167"

Visible? Yes

Justify: Left

Font Name: Default

Font Size: Default

Font Enhancement: Default

Text Color: Default

Background Color: Default

Data Field: strO_ID

Data
 Maximum Data Length: 7
 Data Type: String
 Editable? Yes
 Display Settings
 Window Location and Size
 Left: 1.343"
 Top: 0.119"
 Width: 1.129"
 Height: 0.25"
 Visible? Yes
 Border? Yes
 Justify: Left
 Format: Uppercase
 Country: Default
 Font Name: Default
 Font Size: Default
 Font Enhancement: Default
 Text Color: Default
 Background Color: Default
 Message Actions
 On MSG_Check
 If strGloErrorMessage = NULL
 If SalStrTrim(strO_ID,strO_ID) = 0 or strO_ID = SPACE
 Set strGloErrorMessage = 'An Object ID Must Be Provided.'
 Call SalSetFocus(hWndItem)
 On SAM_FieldEdit
 If SallsNull(strName)
 Set strName = strO_ID
 On SAM_Validate
 If IsAlphaNumeric(strO_ID)
 Return VALIDATE_OK
 Else
 Return VALIDATE_Cancel
 Background Text: Object N&ame:
 Window Location and Size
 Left: 0.129"
 Top: 0.5"
 Width: 1.157"
 Height: 0.167"
 Visible? Yes
 Justify: Left
 Font Name: Default
 Font Size: Default
 Font Enhancement: Default
 Text Color: Default
 Background Color: Default
 Data Field: strName
 Data
 Maximum Data Length: 18
 Data Type: String
 Editable? Yes
 Display Settings
 Window Location and Size
 Left: 1.343"
 Top: 0.452"
 Width: 3.457"
 Height: 0.25"
 Visible? Yes
 Border? Yes
 Justify: Left
 Format: Uppercase
 Country: Default
 Font Name: Default
 Font Size: Default
 Font Enhancement: Default
 Text Color: Default
 Background Color: Default
 Message Actions

```

On MSG_Check
  If strGloErrorMessage = NULL
    If SalStrTrim(strName,strName) = 0 or strName = SPACE
      Set strGloErrorMessage = 'An Object Name Must Be Provided.'
      Call SalSetFocus(hWndItem)
On SAM_Validate
  If IsAlphaNumeric(strName)
    Return VALIDATE_Ok
  Else
    Return VALIDATE_Cancel
Background Text: Object &Type:
Window Location and Size
  Left: 0.129"
  Top: 0.821"
  Width: 1.143"
  Height: 0.167"
Visible? Yes
Justify: Left
Font Name: Default
Font Size: Default
Font Enhancement: Default
Text Color: Default
Background Color: Default
Combo Box: strObjType
Window Location and Size
  Left: 1.343"
  Top: 0.774"
  Width: 2.486"
  Height: 1.024"
Visible? Yes
Editable? No
String Type: String
Maximum Data Length: Default
Sorted? No
Always Show List? No
Vertical Scroll? Yes
Font Name: Default
Font Size: Default
Font Enhancement: Default
Text Color: Default
Background Color: Default
List Initialization
  Text: Regular Entity
  Text: Composite Domain
  Text: Cross Product Entity
  Text: Composite Entity
Message Actions
  On SAM_Create
    Call SalListSetSelect(hWndItem,0)
Background Text: Object &Note:
Window Location and Size
  Left: 0.1"
  Top: 1.131"
  Width: 1.129"
  Height: 0.167"
Visible? Yes
Justify: Left
Font Name: Default
Font Size: Default
Font Enhancement: Default
Text Color: Default
Background Color: Default
Multiline Field: strDescription
Data
  Maximum Data Length: 254
  String Type: String
  Editable? Yes
Display Settings
  Border? Yes

```

Word Wrap? Yes
 Vertical Scroll? Yes
 Window Location and Size
 Left: 0.1"
 Top: 1.321"
 Width: 4.7"
 Height: 0.583"
 Visible? Yes
 Font Name: Default
 Font Size: Default
 Font Enhancement: Default
 Text Color: Default
 Background Color: Default
 Message Actions
 On SAM_Validate
 Call ReplaceChar(strDescription,DEL,SPACE)
 Call ReplaceChar(strDescription,"","")
 Return VALIDATE_Ok
 Group Box: Screen Position
 Window Location and Size
 Left: 0.1"
 Top: 1.94"
 Width: 3.371"
 Height: 1.512"
 Visible? Yes
 Font Name: Default
 Font Size: Default
 Font Enhancement: Default
 Text Color: Default
 Background Color: Default
 Data Field: scrpos1
 Data
 Maximum Data Length: Default
 Data Type: String
 Editable? Yes
 Display Settings
 Window Location and Size
 Left: 0.3"
 Top: 2.274"
 Width: 0.629"
 Height: 0.262"
 Visible? Yes
 Border? Yes
 Justify: Center
 Format: Unformatted
 Country: Default
 Font Name: Default
 Font Size: Default
 Font Enhancement: Default
 Text Color: Default
 Background Color: Cyan
 Message Actions
 On WM_CHAR
 Return FALSE
 On SAM_Create
 If SetPositionValue(1,TRUE)
 Set bOpenPositions =TRUE
 Set nPos = SetPositionFocus()
 On SAM_SetFocus
 Set nPos = SetPositionFocus()
 On MSG_Gray
 Call SetPositionBlack()
 Data Field: scrpos2
 Data
 Maximum Data Length: Default
 Data Type: String
 Editable? Yes
 Display Settings
 Window Location and Size

Left: 1.1"
 Top: 2.274"
 Width: 0.629"
 Height: 0.262"
 Visible? Yes
 Border? Yes
 Justify: Center
 Format: Unformatted
 Country: Default
 Font Name: Default
 Font Size: Default
 Font Enhancement: Default
 Text Color: Default
 Background Color: Cyan
Message Actions
 On WM_CHAR
 Return FALSE
 On SAM_Create
 If SetPositionValue(2,TRUE)
 If not bOpenPositions
 Set nPos = SetPositionFocus()
 Set bOpenPositions =TRUE
 On SAM_SetFocus
 Set nPos = SetPositionFocus()
 On MSG_Gray
 Call SetPositionBlack()
Data Field: scrpos3
Data
 Maximum Data Length: Default
 Data Type: String
 Editable? Yes
Display Settings
Window Location and Size
 Left: 1.9"
 Top: 2.274"
 Width: 0.629"
 Height: 0.262"
 Visible? Yes
 Border? Yes
 Justify: Center
 Format: Unformatted
 Country: Default
 Font Name: Default
 Font Size: Default
 Font Enhancement: Default
 Text Color: Default
 Background Color: Cyan
Message Actions
 On WM_CHAR
 Return FALSE
 On SAM_Create
 If SetPositionValue(3,TRUE)
 If not bOpenPositions
 Set nPos = SetPositionFocus()
 Set bOpenPositions =TRUE
 On SAM_SetFocus
 Set nPos = SetPositionFocus()
 On MSG_Gray
 Call SetPositionBlack()
Data Field: scrpos4
Data
 Maximum Data Length: Default
 Data Type: String
 Editable? Yes
Display Settings
Window Location and Size
 Left: 2.7"
 Top: 2.274"
 Width: 0.629"

Height: 0.262"
Visible? Yes
Border? Yes
Justify: Center
Format: Unformatted
Country: Default
Font Name: Default
Font Size: Default
Font Enhancement: Default
Text Color: Default
Background Color: Cyan
Message Actions
On WM_CHAR
Return FALSE
On SAM_Create
If SetPositionValue(4,TRUE)
If not bOpenPositions
Set nPos = SetPositionFocus()
Set bOpenPositions =TRUE
On SAM_SetFocus
Set nPos = SetPositionFocus()
On MSG_Gray
Call SetPositionBlack()
Data Field: scrpos5
Data
Maximum Data Length: Default
Data Type: String
Editable? Yes
Display Settings
Window Location and Size
Left: 0.3"
Top: 2.69"
Width: 0.629"
Height: 0.262"
Visible? Yes
Border? Yes
Justify: Center
Format: Unformatted
Country: Default
Font Name: Default
Font Size: Default
Font Enhancement: Default
Text Color: Default
Background Color: Cyan
Message Actions
On WM_CHAR
Return FALSE
On SAM_Create
If SetPositionValue(5,TRUE)
If not bOpenPositions
Set nPos = SetPositionFocus()
Set bOpenPositions =TRUE
On SAM_SetFocus
Set nPos = SetPositionFocus()
On MSG_Gray
Call SetPositionBlack()
Data Field: scrpos6
Data
Maximum Data Length: Default
Data Type: String
Editable? Yes
Display Settings
Window Location and Size
Left: 2.7"
Top: 2.69"
Width: 0.629"
Height: 0.262"
Visible? Yes
Border? Yes

Justify: Center
 Format: Unformatted
 Country: Default
 Font Name: Default
 Font Size: Default
 Font Enhancement: Default
 Text Color: Default
 Background Color: Cyan
Message Actions
 On WM_CHAR
 Return FALSE
 On SAM_Create
 If SetPositionValue(6,TRUE)
 If not bOpenPositions
 Set nPos = SetPositionFocus()
 Set bOpenPositions =TRUE
 On SAM_SetFocus
 Set nPos = SetPositionFocus()
 On MSG_Gray
 Call SetPositionBlack()

Data Field: scrpos7

Data
 Maximum Data Length: Default
 Data Type: String
 Editable? Yes

Display Settings
Window Location and Size
 Left: 0.3"
 Top: 3.107"
 Width: 0.629"
 Height: 0.262"

Visible? Yes
 Border? Yes
 Justify: Center
 Format: Unformatted
 Country: Default
 Font Name: Default
 Font Size: Default
 Font Enhancement: Default
 Text Color: Default
 Background Color: Cyan

Message Actions
 On WM_CHAR
 Return FALSE
 On SAM_Create
 If SetPositionValue(7,TRUE)
 If not bOpenPositions
 Set nPos = SetPositionFocus()
 Set bOpenPositions =TRUE
 On SAM_SetFocus
 Set nPos = SetPositionFocus()
 On MSG_Gray
 Call SetPositionBlack()

Data Field: scrpos8

Data
 Maximum Data Length: Default
 Data Type: String
 Editable? Yes

Display Settings
Window Location and Size
 Left: 1.1"
 Top: 3.107"
 Width: 0.629"
 Height: 0.262"

Visible? Yes
 Border? Yes
 Justify: Center
 Format: Unformatted
 Country: Default

Font Name: Default
 Font Size: Default
 Font Enhancement: Default
 Text Color: Default
 Background Color: Cyan
Message Actions
 On WM_CHAR
 Return FALSE
 On SAM_Create
 If SetPositionValue(8,TRUE)
 If not bOpenPositions
 Set nPos = SetPositionFocus()
 Set bOpenPositions =TRUE
 On SAM_SetFocus
 Set nPos = SetPositionFocus()
 On MSG_Gray
 Call SetPositionBlack()

Data Field: scrpos9

Data
 Maximum Data Length: Default
 Data Type: String
 Editable? Yes

Display Settings
Window Location and Size
 Left: 1.9"
 Top: 3.107"
 Width: 0.629"
 Height: 0.262"
 Visible? Yes
 Border? Yes
 Justify: Center
 Format: Unformatted
 Country: Default
 Font Name: Default
 Font Size: Default
 Font Enhancement: Default
 Text Color: Default
 Background Color: Cyan

Message Actions
 On WM_CHAR
 Return FALSE
 On SAM_Create
 If SetPositionValue(9,TRUE)
 If not bOpenPositions
 Set nPos = SetPositionFocus()
 Set bOpenPositions =TRUE
 On SAM_SetFocus
 Set nPos = SetPositionFocus()
 On MSG_Gray
 Call SetPositionBlack()

Data Field: scrpos10

Data
 Maximum Data Length: Default
 Data Type: String
 Editable? Yes

Display Settings
Window Location and Size
 Left: 2.7"
 Top: 3.107"
 Width: 0.629"
 Height: 0.262"
 Visible? Yes
 Border? Yes
 Justify: Center
 Format: Unformatted
 Country: Default
 Font Name: Default
 Font Size: Default
 Font Enhancement: Default

```

Text Color: Default
Background Color: Cyan
Message Actions
On WM_CHAR
Return FALSE
On SAM_Create
If SetPositionValue(10,TRUE)
If not bOpenPositions
Set nPos = SetPositionFocus()
Set bOpenPositions =TRUE
On SAM_SetFocus
Set nPos = SetPositionFocus()
On MSG_Gray
Call SetPositionBlack()
Pushbutton: pbOK
Title: Ok
Window Location and Size
Left: 3.6"
Top: 2.024"
Width: 1.2"
Height: 0.298"
Visible? Yes
Keyboard Accelerator: Enter
Font Name: Default
Font Size: Default
Font Enhancement: Default
Message Actions
On SAM_Click
|
| Verify that there are no errors with the entered object, and update the global object arrays to
| hold the entry.
|
If NoErrorsFound()
Call SaWaitCursor(TRUE)
Set nGloCount = 1
Set nGloNextPos = 0
While nGloObjType[nGloCount] != 0
If strName = strGloObjName[nGloCount]
Call SaMessageBox("This Name Has Been Used. Please Create A New Name.",
APPNAME,MB_Ok|MB_IconAsterisk)
Call SaSetFocus(strName)
Call SaWaitCursor(FALSE)
Return FALSE
If strO_ID = strGloO_ID[nGloCount]
Call SaMessageBox("This ID Has Been Used. Please Create A New ID.",
APPNAME,MB_Ok|MB_IconAsterisk)
Call SaSetFocus(strO_ID)
Call SaWaitCursor(FALSE)
Return FALSE
If nGloObjType[nGloCount] = DELETE and nGloNextPos = 0
Set nGloNextPos = nGloCount
Set nGloCount = nGloCount + 1
Set nGloScreenPos = nPos
Set nGloAbsPos = (nGloScreen*10)+nPos
Set nGloEditPos = 0
If nGloNextPos = 0
Set nGloNextPos = nGloCount
Set strGloObjName[nGloNextPos] = strName
Set strGloO_ID[nGloNextPos] = strO_ID
Set strGloObjDesc[nGloNextPos] = strDescription
Set nGloObjType[nGloNextPos] = SaListQuerySelection(strObjType)+1
Set nGloObjCell[nGloNextPos] = nGloAbsPos
Set nGloObjHBar[nGloNextPos] = nHBar
Set nGloObjVBar[nGloNextPos] = nVBar
Set nGloObjAttrP[nGloNextPos] = 0
Set nGloCell[nGloAbsPos] = nGloNextPos
If not bGloAddObject
If nGloObjFunction = CUT
Set strGloObjAssociations[nGloNextPos] = strGloObjAssociations[0]

```

```

        Set strGloObjCRel[nGloNextPos] = strGloObjCRel[0]
        Set strGloObjXRel[nGloNextPos] = strGloObjXRel[0]
        Call AddAssociations(nGloNextPos)
        Set nGloObjAttrPtr[nGloNextPos] = nGloObjAttrPtr[0]
    If nGloObjFunction = COPY
        Call CopyDetails(0,FALSE)
        Set nGloObjAttrPtr[nGloNextPos] = GetNextAttributePtr()
        Call RestoreDetails(nGloNextPos)
        Set strGloObjInsert[nGloNextPos] = strGloObjInsert[0]
        Set strGloObjUpdate[nGloNextPos] = strGloObjUpdate[0]
        Set strGloObjDelete[nGloNextPos] = strGloObjDelete[0]
    Call SalSetWindowText(frmObjMgr.hWndDF[nPos],strGloO_ID[nGloNextPos])
    If nGloObjType[nGloNextPos] = DOMAIN
        Call SalColorSet(frmObjMgr.hWndDF[nPos],COLOR_IndexWindow,COLOR_Gray)
    Else
        Call SalColorSet(frmObjMgr.hWndDF[nPos],COLOR_IndexWindow,COLOR_Cyan)
    Call SalSendMessage(frmObjMgr.hWndDF[nPos],MSG_Copy,0,0)
    Call SalSendMessage(frmObjMgr.hWndDF[nPos],MSG_Show,0,0)
    Call SalPostMsg(hWndDF[nPos],SAM_SetFocus,0,0)
    Call Redraw()
    Call SalWaitCursor(FALSE)
    Set bGloAddObject = FALSE
    Set bGloChanged = TRUE
    Set nGloObjFunction = DELETE
    Call SalEndDialog(hWndForm,TRUE)
Pushbutton: pbCancel
    Title: Cancel
    Window Location and Size
        Left: 3.6"
        Top: 2.357"
        Width: 1.2"
        Height: 0.298"
    Visible? Yes
    Keyboard Accelerator: Esc
    Font Name: Default
    Font Size: Default
    Font Enhancement: Default
    Message Actions
        On SAM_Click
            Set bGloAddObject = FALSE
            Call SalEndDialog(hWndForm,FALSE)
Window Variables
    Boolean: bOpenPositions
    Number: nPos
    Number: nRelObj
    String: strRelation
    String: strRelObj
Message Actions
    On SAM_Create
        Call SalWaitCursor(TRUE)
        Set bOpenPositions = FALSE
        Call SalHideWindow(hWndForm)
        Call SalPostMsg(hWndForm,MSG_Created,0,0)
    On MSG_Created
        Call SalWaitCursor(FALSE)
        |
        ! Initialize settings on Create Object dialog, verify that there is room on the workspace for adding an object.
        |
    If bOpenPositions
        If not bGloAddObject
            Call SalDisableWindow(strObjType)
            If nGloObjFunction = CUT
                Set strO_ID = strGloO_ID[0]
                Set strName = strGloObjName[0]
                Call SalDisableWindow(strO_ID)
                Call SalDisableWindow(strName)
                Call SalDisableWindow(strDescription)
                Call SalSetWindowText(hWndForm,'Paste An Object')
            If nGloObjFunction = COPY

```

```

    Call SalSetWindowText(hWndForm,'Copy '||strGloO_ID[0]||' To:')
    Set strDescription = strGloObjDesc[0]
    Call SalListSetSelect(strObjType,nGloObjType[0]-1)
    Call SalShowWindow(hWndForm)
Else
    Call SalMessageBox('This Screen Is Full. Please Scroll To Another Screen On Which Fewer Than 10 Objects Are
Depicted.',
    APPNAME,MB_Ok|MB_IconAsterisk)
    Call SalEndDialog(hWndForm,FALSE)
On SAM_Close
    Call SalSendMsg(pbCancel,SAM_Click,0,0)
Dialog Box: dlgAssociateRegular
Title: Associate An Object
Display Settings
Visible at Design time? No
Type of Dialog: Modal
Window Location and Size
    Left: 0.188"
    Top: 1.052"
    Width: 6.586"
    Height: 2.833"
Absolute Screen Location? Yes
Font Name: Default
Font Size: Default
Font Enhancement: Default
Text Color: Default
Background Color: Default
Contents
Background Text: &Show:
Window Location and Size
    Left: 0.114"
    Top: 0.107"
    Width: 0.543"
    Height: 0.167"
Visible? Yes
Justify: Left
Font Name: Default
Font Size: Default
Font Enhancement: Default
Text Color: Default
Background Color: Default
Combo Box: strObjType
Window Location and Size
    Left: 0.757"
    Top: 0.083"
    Width: 2.271"
    Height: 1.179"
Visible? Yes
Editable? No
String Type: String
Maximum Data Length: Default
Sorted? No
Always Show List? No
Vertical Scroll? Yes
Font Name: Default
Font Size: Default
Font Enhancement: Default
Text Color: Default
Background Color: Default
List Initialization
Message Actions
On SAM_Create
    If nGloObjType[nGloCell[nGloAbsPos]] = DOMAIN
        Call SalListAdd(hWndItem,'Regular Entities')
        Call SalListAdd(hWndItem,'Cross Product Entities')
        Call SalListAdd(hWndItem,'Composite Domains')
    Else
        Call SalListAdd(hWndItem,'Regular Entities')
    Call SalListSetSelect(hWndItem,0)

```

On SAM_Click
 Call Sa1SendMsg(lbObject,MSG_Load,0,0)
 Background Text: &Object:
 Window Location and Size
 Left: 0.1"
 Top: 0.417"
 Width: 0.629"
 Height: 0.167"
 Visible? Yes
 Justify: Left
 Font Name: Default
 Font Size: Default
 Font Enhancement: Default
 Text Color: Default
 Background Color: Default
 Data Field: strAssocID
 Data
 Maximum Data Length: Default
 Data Type: String
 Editable? No
 Display Settings
 Window Location and Size
 Left: 0.757"
 Top: 0.393"
 Width: 1.486"
 Height: 0.25"
 Visible? Yes
 Border? Yes
 Justify: Left
 Format: Unformatted
 Country: Default
 Font Name: Default
 Font Size: Default
 Font Enhancement: Default
 Text Color: Default
 Background Color: Default
 Message Actions
 List Box: lbObject
 Window Location and Size
 Left: 0.871"
 Top: 0.631"
 Width: 1.371"
 Height: 1.726"
 Visible? Yes
 Multiple selection? No
 Sorted? Yes
 Vertical Scroll? Yes
 Font Name: Default
 Font Size: Default
 Font Enhancement: Default
 Text Color: Default
 Background Color: Default
 List Initialization
 Message Actions
 On SAM_Create
 Call Sa1PostMsg(hWndItem,MSG_Load,0,0)
 On MSG_Load
 Call Sa1ListClear(hWndItem)
 Set strAssocID = NULL
 If strObjType = 'Regular Entities'
 Set nObjType = ENTITY_Regular
 If strObjType = 'Composite Domains'
 Set nObjType = DOMAIN
 If strObjType = 'Cross Product Entities'
 Set nObjType = ENTITY_CrossProduct
 If strObjType = 'Composite Entities'
 Set nObjType = ENTITY_Composite
 Set nListCount = 1
 |

```

! Retrieve unassociated objects ONLY and place into combo box.
!
Call SalNumberToStr(nGloCell|nGloAbsPos|,0,strObjLoc)
Call SalWaitCursor(FALSE)
While nGloObjType[nListCount] != 0
  If SalStrScan(strGloObjAssociations[nListCount],#'||strObjLoc) = -1
    If strGloO_ID[nListCount] != frmObjMgr.strO_ID and
      strGloO_ID[nListCount] != NULL and nGloObjType[nListCount] = nObjType
      If not IsDependent(nListCount,nGloCell|nGloAbsPos) and
        not IsAncestor(nListCount,nGloCell|nGloAbsPos)
        Call SalNumberToStr(nListCount,0,strListCount)
        Call SalStrLower(strGloO_ID[nListCount]||SPACES||strListCount,strListCount)
        Call SalListAdd(hWndItem,strListCount)
      Set nListCount = nListCount + 1
  If SalListQueryCount(hWndItem) = 0
    Call SalDisableWindow(hWndItem)
    Call SalDisableWindow(cbAssociationType)
    Set cbAssociationType = NULL
    Set mAssociation1 = NULL
    Set strAssocID = '(none)'
  Else
    Call SalEnableWindow(hWndItem)
    Call SalPostMsg(cbAssociationType,MSG_Load,0,0)
On SAM_Click
  Call SalListQueryText(hWndItem,SalListQuerySelection(hWndItem),strObjectID)
  Call SalStrRight(strObjectID,8,strListCount)
  Call SalStrLeft(strObjectID,8,strObjectID)
  Call SalStrTrim(strObjectID,strObjectID)
  Call SalStrTrim(strListCount,strListCount)
  Set nListCount = SalStrToNumber(strListCount)
  Call SalStrUpper(strObjectID,strObjectID)
  Set strAssocID = strObjectID
  Call SalSendMsg(cbAssociationType,SAM_Click,0,0)
Background Text: &Association:
Window Location and Size
  Left: 2.471"
  Top: 0.417"
  Width: 1.043"
  Height: 0.167"
Visible? Yes
Justify: Left
Font Name: Default
Font Size: Default
Font Enhancement: Default
Text Color: Default
Background Color: Default
Combo Box: cbAssociationType
Window Location and Size
  Left: 3.529"
  Top: 0.381"
  Width: 2.771"
  Height: 1.024"
Visible? Yes
Editable? No
String Type: String
Maximum Data Length: Default
Sorted? Yes
Always Show List? No
Vertical Scroll? Yes
Font Name: Default
Font Size: Default
Font Enhancement: Default
Text Color: Default
Background Color: Default
List Initialization
Message Actions
  On SAM_Click
    If not SalIsNull(strAssocID)
      Call SalStrLeft(cbAssociationType,1,strAssocType)

```

```

    If strAssocType = 'G'
        Set mAssociation1 = 'A(n) '||strObjectID||' is a kind of '||frmObjMgr.strO_ID||'. All attributes belonging to the
' ||frmObjMgr.strO_ID||' are inherited by the '||strObjectID||'.'
        Set mAssociation1 = mAssociation1||' If referential constraints are included, only predefined
' ||frmObjMgr.strO_ID||'s which are not associated with any '||strObjectID||'s may be deleted.'
    If strAssocType = 'A'
        Set mAssociation1 = 'Every Instance of a(n) '||strObjectID||' can be associated with a predefined
' ||frmObjMgr.strO_ID||'. Key attributes used to identify the '||frmObjMgr.strO_ID||' are retained by the '||strObjectID||'.'
        Set mAssociation1 = mAssociation1||' If referential constraints are included, any '||strObjectID||'s having a
predefined '||frmObjMgr.strO_ID||' will have their '||frmObjMgr.strO_ID||' nullified if that '||frmObjMgr.strO_ID||' is deleted.'
    If strAssocType = 'O'
        Set mAssociation1 = 'Every '||frmObjMgr.strO_ID||' can have only one '||strObjectID||'. Every '||strObjectID||
can have only one '||frmObjMgr.strO_ID||'. Key attributes used to identify the '||frmObjMgr.strO_ID||' are retained by the
' ||strObjectID||'.'
        Set mAssociation1 = mAssociation1||' If referential constraints are included, only predefined
' ||frmObjMgr.strO_ID||'s which are not associated with any '||strObjectID||'s may be deleted.'
    If strAssocType = 'M'
        Set mAssociation1 = 'Every '||frmObjMgr.strO_ID||' can have one or more '||strObjectID||'s. Every
' ||strObjectID||' can have only one '||frmObjMgr.strO_ID||'. Key attributes used to identify the '||frmObjMgr.strO_ID||' are
retained by the '||strObjectID||'.'
        Set mAssociation1 = mAssociation1||' If referential constraints are included, only predefined
' ||frmObjMgr.strO_ID||'s which are not associated with any '||strObjectID||'s may be deleted.'
    If strAssocType = 'X'
        Set mAssociation1 = 'The '||strObjectID||' is partially defined by the '||frmObjMgr.strO_ID||'. Key attributes used
to identify the '||frmObjMgr.strO_ID||' are retained as part of the '||strObjectID||'. Numeric attributes belonging to '||strObjectID||'
can be summarized by '||frmObjMgr.strO_ID||'.'
    If strAssocType = 'C'
        Set mAssociation1 = 'The '||frmObjMgr.strO_ID||' is partially defined by the set of all '||strObjectID||'s. Selected
attributes of all '||strObjectID||'s are summarized into '||frmObjMgr.strO_ID||'.'
    On MSG_Load
        Call SalClearField(hWndItem)
        Call SalListClear(hWndItem)
        Set mAssociation1 = NULL
        If nObjType = ENTITY_Composite
            Call SalListInsert(hWndItem,-1,'C - Composition')
        If nObjType = ENTITY_CrossProduct
            Call SalListInsert(hWndItem,-1,'X - Cross Product')
        If nObjType != ENTITY_CrossProduct and
nObjType != ENTITY_Composite
            If nGloObjType[nGloCell[nGloAbsPos]] = DOMAIN
                Call SalListInsert(hWndItem,-1,'G - Generalization')
                Call SalListInsert(hWndItem,-1,'A - Aggregation')
            If nGloObjType[nGloCell[nGloAbsPos]] = ENTITY_CrossProduct
                Call SalListInsert(hWndItem,-1,'X - Cross Product')
            If nGloObjType[nGloCell[nGloAbsPos]] = ENTITY_Composite
                Call SalListInsert(hWndItem,-1,'C - Composition')
            If nGloObjType[nGloCell[nGloAbsPos]] = ENTITY_Regular
                If nObjType != DOMAIN
                    Call SalListInsert(hWndItem,-1,'G - Generalization')
                    Call SalListInsert(hWndItem,-1,'A - Aggregation')
                    Call SalListInsert(hWndItem,-1,'O - Interaction (one to one)')
                    Call SalListInsert(hWndItem,-1,'M - Interaction (one to many)')
        If SalListQueryCount(hWndItem) = 1
            Call SalListSetSelect(hWndItem,0)
            Call SalDisableWindow(hWndItem)
        Else
            Call SalEnableWindow(hWndItem)
    Group Box: Description
    Window Location and Size
        Left: 2.329"
        Top: 0.655"
        Width: 3.971"
        Height: 1.702"
    Visible? Yes
    Font Name: Default
    Font Size: Default
    Font Enhancement: Default
    Text Color: Default
    Background Color: Default

```

```

Multiline Field: mAssociation1
Data
  Maximum Data Length: Default
  String Type: String
  Editable? No
Display Settings
  Border? No
  Word Wrap? Yes
  Vertical Scroll? No
Window Location and Size
  Left: 2.457"
  Top: 0.94"
  Width: 3.7"
  Height: 1.298"
Visible? Yes
Font Name: Default
Font Size: Default
Font Enhancement: Default
Text Color: Default
Background Color: Default
Message Actions
  On SAM_SetFocus
    Call SalSetFocus(pbOk)
Pushbutton: pbOk
Title: Ok
Window Location and Size
  Left: 3.857"
  Top: 0.071"
  Width: 1.186"
  Height: 0.25"
Visible? Yes
Keyboard Accelerator: Enter
Font Name: Default
Font Size: Default
Font Enhancement: Default
Message Actions
  On SAM_Click
    |
    | Check For An Incomplete Association Entry
    |
    | If SallsNull(strAssocID)
    |   Call SalMessageBox("Please Select An Object From The Object List.",
    |     APPNAME,MB_OK|MB_IconAsterisk)
    |   Call SalSetFocus(lbObject)
    |   Return FALSE
    | If strAssocID = '(none)'
    |   Call SalMessageBox("There are no other defined '||strObjType||' to associate with
    |     '||frmObjMgr.strO_ID||'.",APPNAME,
    |     MB_OK|MB_IconAsterisk)
    |   Call SalSetFocus(strObjType)
    |   Return FALSE
    | If SallsNull(cbAssociationType)
    |   Call SalMessageBox("Please Select An Association Type.",
    |     APPNAME,MB_OK|MB_IconAsterisk)
    |   Call SalSetFocus(cbAssociationType)
    |   Return FALSE
    |
    | Update the strGloObjAssociations[*] for both objects
    |
    | Set strAncestorAssociations = strGloObjAssociations[nGloCell[nGloAbsPos]]
    | Set strDependentAssociations = strGloObjAssociations[nListCount]
    | Call SalStrLower(strAssocType,strAssocType)
    | Set strGloObjAssociations[nGloCell[nGloAbsPos]] =
    |   strGloObjAssociations[nGloCell[nGloAbsPos]]||'#'||strListCount||':'||strAssocType||'
    | Call SalStrUpper(strAssocType,strAssocType)
    | Call SalNumberToStr(nGloCell[nGloAbsPos],0,strObjLoc)
    | Set strGloObjAssociations[nListCount] = strGloObjAssociations[nListCount]||'#'||strObjLoc||':'||strAssocType||'
    |
    | Verify that the association is valid (no duplicate errors.)

```



```

|
If NoDuplicateDependents(nGloCell[nGloAbsPos],strDupes)
Call SalHideWindow(hWndForm)
If NoDuplicateDependentAttributes(nGloCell[nGloAbsPos],strAssocType)
Set nGloCount = 1
While nGloCount < 11
If nGloCell[(nGloScreen*10)+nGloCount] = nListCount
Set nRelPos = SalNumberMod(nGloAbsPos,10)
If nRelPos = 0
Set nRelPos = 10
If nRelPos < nGloCount
Call SalSendMsg(frmObjMgr.hWndDF[nRelPos],MSG_DrawLine,nGloCount,0)
Else
Call SalSendMsg(frmObjMgr.hWndDF[nGloCount],MSG_DrawLine,nRelPos,0)
Set nGloCount = 11
Else
Set nGloCount = nGloCount + 1
|
| Repaint the workspace to reflect the new association.
|
Call RefreshLabels()
Set bGloChanged = TRUE
Call SalEndDialog(hWndForm,TRUE)
Else
|
| Upon finding an error, restore associations to what they were prior to entry.
|
Set strGloObjAssociations[nGloCell[nGloAbsPos]] = strAncestorAssociations
Set strGloObjAssociations[nListCount] = strDependentAssociations
Call SalEndDialog(hWndForm,FALSE)
Else
Set strGloObjAssociations[nGloCell[nGloAbsPos]] = strAncestorAssociations
|
| Upon finding an error, restore associations to what they were prior to entry.
|
Set strGloObjAssociations[nListCount] = strDependentAssociations
Call SalMessageBox(frmObjMgr.strO_ID|" may not be associated with '|strAssocID|' because the following
dependent objects would have duplicate attributes: '|strDupes,
APPNAME,MB_Ok|MB_IconAsterisk)
Pushbutton: pbCancel
Title: Cancel
Window Location and Size
Left: 5.114"
Top: 0.071"
Width: 1.186"
Height: 0.25"
Visible? Yes
Keyboard Accelerator: Esc
Font Name: Default
Font Size: Default
Font Enhancement: Default
Message Actions
On SAM_Click
Call SalEndDialog(hWndForm,FALSE)
Window Variables
Boolean: bCreated
Boolean: bObjectFound
Boolean: bRelated
Number: nDummy[*]
Number: nFocusOrigPos
Number: nListCount
Number: nObjAncestor[*]
Number: nObjDependent[*]
Number: nObjType
Number: nRelPos
String: strAncestorAssociations
String: strAssocType
String: strDependentAssociations
String: strDummy[*]

```

String: strDupes
String: strListCount
String: strObjLoc
String: strObjectID
String: strRelation
Message Actions
On SAM_Create
 Call SalWaitCursor(TRUE)
 Call SalSetWindowText(hWndForm,'Associate An Object With '|frmObjMgr.strO_ID)
 Set bCreated = FALSE
On MSG_Created
 If not bObjectFound
 Call SalEndDialog(hWndForm,FALSE)
 Else
 Call SalSendMsg(lbObject,SAM_Click,0,0)
 Call SalShowWindow(hWndForm)
On SAM_Close
 Call SalSendMsg(pbCancel,SAM_Click,0,0)
Dialog Box: dlgBuildSQL
Title: Build SQL File
Display Settings
Visible at Design time? No
Type of Dialog: Modal
Window Location and Size
Left: 0.563"
Top: 0.635"
Width: 7.043"
Height: 4.44"
Absolute Screen Location? Yes
Font Name: Default
Font Size: Default
Font Enhancement: Default
Text Color: Default
Background Color: Default
Contents
Group Box: Text Format
Window Location and Size
Left: 0.114"
Top: 0.071"
Width: 5.3"
Height: 1.476"
Visible? Yes
Font Name: Default
Font Size: Default
Font Enhancement: Default
Text Color: Default
Background Color: Default
Radio Button: rbCommands
Title: Uppercase &Commands Only: CREATE TABLE tablename...
Window Location and Size
Left: 0.286"
Top: 0.262"
Width: 4.971"
Height: 0.25"
Visible? Yes
Font Name: Default
Font Size: Default
Font Enhancement: Default
Text Color: Default
Background Color: Default
Message Actions
Radio Button: rbObjects
Title: Uppercase &Objects Only: create table TABLENAME...
Window Location and Size
Left: 0.286"
Top: 0.524"
Width: 4.9"
Height: 0.25"
Visible? Yes

Font Name: Default
Font Size: Default
Font Enhancement: Default
Text Color: Default
Background Color: Default
Message Actions
Radio Button: rbProper
Title: All &Propercase: Create Table Tablename...
Window Location and Size
Left: 0.286"
Top: 0.762"
Width: 4.2"
Height: 0.25"
Visible? Yes
Font Name: Default
Font Size: Default
Font Enhancement: Default
Text Color: Default
Background Color: Default
Message Actions
Radio Button: rbUpper
Title: All &Uppercase: CREATE TABLE TABLENAME...
Window Location and Size
Left: 0.286"
Top: 1.012"
Width: 4.614"
Height: 0.25"
Visible? Yes
Font Name: Default
Font Size: Default
Font Enhancement: Default
Text Color: Default
Background Color: Default
Message Actions
Radio Button: rbLower
Title: All &Lowercase: create table tablename...
Window Location and Size
Left: 0.286"
Top: 1.25"
Width: 4.414"
Height: 0.25"
Visible? Yes
Font Name: Default
Font Size: Default
Font Enhancement: Default
Text Color: Default
Background Color: Default
Message Actions
Background Text: S&how:
Window Location and Size
Left: 0.114"
Top: 1.702"
Width: 0.557"
Height: 0.167"
Visible? Yes
Justify: Left
Font Name: Default
Font Size: Default
Font Enhancement: Default
Text Color: Default
Background Color: Default
Combo Box: strObjType
Window Location and Size
Left: 0.714"
Top: 1.667"
Width: 2.586"
Height: 1.488"
Visible? Yes
Editable? No

String Type: String
Maximum Data Length: Default
Sorted? No
Always Show List? No
Vertical Scroll? Yes
Font Name: Default
Font Size: Default
Font Enhancement: Default
Text Color: Default
Background Color: Default
List Initialization
 Text: Every Object
 Text: Regular Entities
 Text: Simple Domains
Message Actions
 On SAM_Create
 Call SalListSetSelect(hWndItem,ALL)
 Call SalListInsert(hWndItem,-1,'Dependent Upon '|frmObjMgr.strO_ID)
 Call SalListInsert(hWndItem,-1,'Depended on by '|frmObjMgr.strO_ID)
 Call SalSendMsg(lbObjects,MSG_Load,0,0)
 If nObjType = ALL
 Call SalShowWindow(hWndForm)
 On SAM_Click
 Set cbRestrict = FALSE
 Call SalSendMsg(cbRestrict,SAM_Click,0,0)
 Call SalSendMsg(lbObjects,MSG_Load,0,0)
Check Box: cbRestrict
Title: &Restrict...
Window Location and Size
 Left: 0.229"
 Top: 1.964"
 Width: 1.271"
 Height: 0.25"
Visible? Yes
Font Name: Default
Font Size: Default
Font Enhancement: Default
Text Color: Default
Background Color: Default
Message Actions
 On SAM_Click
 If cbRestrict
 Call SalShowWindow(lbObjects)
 Call SalSetWindowText(hWndItem,'&Restrict To:')
 If SalListQuerySelection(strObjType) = 0
 Set mlRestrict = 'Composites and Cross Products not shown here.'
 Else
 Set mlRestrict = NULL
 Else
 Call SalHideWindow(lbObjects)
 Call SalSetWindowText(hWndItem,'&Restrict...')
 Set mlRestrict = NULL
List Box: lbObjects
Window Location and Size
 Left: 1.657"
 Top: 1.988"
 Width: 1.429"
 Height: 2.036"
Visible? Yes
Multiple selection? Yes
Sorted? Yes
Vertical Scroll? Yes
Font Name: Default
Font Size: Default
Font Enhancement: Default
Text Color: Default
Background Color: Default
List Initialization
Message Actions

```

On MSG_Load
  Call SalWaitCursor(TRUE)
  Set nObjType = SalListQuerySelection(strObjType)
  If nObjType > 2
    Set nObjType = nObjType + 2
  Call SalListClear(hWndItem)
  }
  ! Show objects of a certain type (if not a summary attribute.)
  }
  If nObjType < DEPENDENT_UPON
    Set nGloCount = 1
    While nGloObjType[nGloCount] != 0
      If nGloObjCell[nGloCount] != 0
        If nObjType = ALL or nGloObjType[nGloCount] = nObjType
          If nGloObjType[nGloCount] != ENTITY_Composite and
            nGloObjType[nGloCount] != ENTITY_CrossProduct
            Call SalNumberToStr(nGloCount,0,strObject)
            Set strObject = strGloO_ID[nGloCount]||TAB||strObject
            Call SalStrLower(strObject,strObject)
            Call SalListAdd(hWndItem,strObject)
          Set nGloCount = nGloCount + 1
        Else
          If nObjType = DEPENDENT_ON_BY
            Call GetAllRelatedObjects(nGloCell[nGloAbsPos],FALSE,
              nGloRelated,nGloRelatedLevel,nGloRelatedType,strGloObjRelation)
          Else
            Call GetAllRelatedObjects(nGloCell[nGloAbsPos],TRUE,
              nGloRelated,nGloRelatedLevel,nGloRelatedType,strGloObjRelation)
          Call SalListClear(hWndItem)
          Set nGloCount = 1
          While nGloRelated[nGloCount] != -1
            Call SalNumberToStr(nGloRelated[nGloCount],0,strObject)
            If nGloRelatedType[nGloCount] != ENTITY_Composite and
              nGloRelatedType[nGloCount] != ENTITY_CrossProduct
              Set strObject = strGloO_ID[nGloRelated[nGloCount]||TAB||strObject
              Call SalStrLower(strObject,strObject)
              Call SalListAdd(hWndItem,strObject)
            Set nGloCount = nGloCount + 1
          Call SalWaitCursor(FALSE)
          Call SalListRedraw(hWndItem,TRUE)
          If SalListQueryCount(hWndItem) = 0
            If nObjType = ALL
              Call SalMessageBox('No Objects Have Been Created.',APPNAME,MB_OK|MB_IconAsterisk)
              Set nObjType = -1
              Call SalPostMsg(pbCancel,SAM_Click,0,0)
              Return FALSE
            Call SalHideWindow(hWndItem)
          On SAM_DoubleClick
            Call SalSendMsg(pbOk,SAM_Click,0,0)
          On SAM_Click
            Call SalListQueryText(lbObjects,SalListQuerySelection(lbObjects),strObject)
            Call SalStrTokenize(strObject,TAB,TAB,strObjParm)
            Call SalWaitCursor(FALSE)
Group Box: SQL Definitions
Window Location and Size
  Left: 3.386"
  Top: 1.595"
  Width: 3.414"
  Height: 0.524"
Visible? Yes
Font Name: Default
Font Size: Default
Font Enhancement: Default
Text Color: Default
Background Color: Default
Radio Button: rbNew
Title: &New Tables
Window Location and Size
  Left: 3.629"

```

Top: 1.81"
 Width: 1.371"
 Height: 0.25"
 Visible? Yes
 Font Name: Default
 Font Size: Default
 Font Enhancement: Default
 Text Color: Default
 Background Color: Default
 Message Actions
 Radio Button: rbOverwrite
 Title: Over&write Tables
 Window Location and Size
 Left: 5.043"
 Top: 1.81"
 Width: 1.643"
 Height: 0.25"
 Visible? Yes
 Font Name: Default
 Font Size: Default
 Font Enhancement: Default
 Text Color: Default
 Background Color: Default
 Message Actions
 Check Box: cbRules
 Title: &Build Rules Table...
 Window Location and Size
 Left: 3.386"
 Top: 2.167"
 Width: 2.043"
 Height: 0.25"
 Visible? Yes
 Font Name: Default
 Font Size: Default
 Font Enhancement: Default
 Text Color: Default
 Background Color: Default
 Message Actions
 On SAM_Click
 If cbRules
 Call SalShowWindow(dfRulesTable)
 Call SalSetWindowText(hWndItem,'&Build Rules Table:')
 Call SalSetFocus(dfRulesTable)
 Else
 Call SalHideWindow(dfRulesTable)
 Call SalSetWindowText(hWndItem,'&Build Rules Table...')

Data Field: dfRulesTable

Data

 Maximum Data Length: 18
 Data Type: String
 Editable? Yes

Display Settings

 Window Location and Size
 Left: 3.643"
 Top: 2.429"
 Width: 3.143"
 Height: 0.25"

 Visible? Yes
 Border? Yes
 Justify: Left
 Format: Uppercase
 Country: Default
 Font Name: Default
 Font Size: Default
 Font Enhancement: Default
 Text Color: Default
 Background Color: Default

Message Actions
 On SAM_Create

```

    Call SalHideWindow(hWndItem)
On SAM_KillFocus
    If SallsNull(hWndItem)
        Set cbRules = FALSE
        Call SalSendMsg(cbRules,SAM_Click,0,0)
On SAM_Validate
    |
    | Verify that an alphanumeric rules table has been declared.
    |
    If SallsNull(hWndItem)
        Set cbRules = FALSE
        Call SalSendMsg(cbRules,SAM_Click,0,0)
        Return VALIDATE_Ok
    If IsAlphaNumeric(dfRulesTable)
        If SalStrTrim(dfRulesTable,dfRulesTable) > 0 and dfRulesTable != SPACE
            Call SalWaitCursor(TRUE)
            Set nGloCount = 1
            While nGloObjType[nGloCount] != 0
                If dfRulesTable = strGloObjName[nGloCount]
                    Call SalMessageBox('This Name Has Been Used. Please Create A New Name.',
                        APPNAME,MB_Ok|MB_IconAsterisk)
                    Call SalWaitCursor(FALSE)
                    Return VALIDATE_Cancel
                Set nGloCount = nGloCount + 1
            Call SalWaitCursor(FALSE)
            Return VALIDATE_Ok
        Else
            Return VALIDATE_Cancel
Check Box: cbInclude
    Title: Include Co&mmments...
    Window Location and Size
        Left: 3.386"
        Top: 2.726"
        Width: 2.871"
        Height: 0.25"
    Visible? Yes
    Font Name: Default
    Font Size: Default
    Font Enhancement: Default
    Text Color: Default
    Background Color: Default
    Message Actions
        On SAM_Click
            If cbInclude
                Call SalShowWindow(dfDelimiter)
                Call SalSetWindowText(hWndItem,'Include Co&mmments delimited by:')
            Else
                Call SalHideWindow(dfDelimiter)
                Call SalSetWindowText(hWndItem,'&Include Comments...')
Data Field: dfDelimiter
    Data
        Maximum Data Length: 3
        Data Type: String
        Editable? Yes
    Display Settings
        Window Location and Size
            Left: 6.329"
            Top: 2.738"
            Width: 0.471"
            Height: 0.25"
        Visible? Yes
        Border? Yes
        Justify: Left
        Format: Unformatted
        Country: Default
        Font Name: Default
        Font Size: Default
        Font Enhancement: Default
        Text Color: Default

```

Background Color: Default
 Message Actions
 On SAM_Create
 Call SalHideWindow(hWndItem)
 Set dfDelimiter = ";"
 Check Box: cbReferential
 Title: Include & Foreign and Primary Keys
 Window Location and Size
 Left: 3.386"
 Top: 2.988"
 Width: 3.043"
 Height: 0.25"
 Visible? Yes
 Font Name: Default
 Font Size: Default
 Font Enhancement: Default
 Text Color: Default
 Background Color: Default
 Message Actions
 On SAM_Click
 Set bGloReferential = cbReferential
 On SAM_Create
 Set cbReferential = TRUE
 Set bGloReferential = cbReferential
 Check Box: cbStoreComposites
 Title: & Store Composite Entities
 Window Location and Size
 Left: 3.386"
 Top: 3.25"
 Width: 3.1"
 Height: 0.25"
 Visible? Yes
 Font Name: Default
 Font Size: Default
 Font Enhancement: Default
 Text Color: Default
 Background Color: Default
 Message Actions
 On SAM_Create
 Set cbStoreComposites = TRUE
 Check Box: cbStoreCrossProducts
 Title: S& Store Cross Product Entities
 Window Location and Size
 Left: 3.386"
 Top: 3.512"
 Width: 2.757"
 Height: 0.25"
 Visible? Yes
 Font Name: Default
 Font Size: Default
 Font Enhancement: Default
 Text Color: Default
 Background Color: Default
 Message Actions
 On SAM_Create
 Set cbStoreCrossProducts = TRUE
 Check Box: cbCommit
 Title: & Issue Commit When Completed
 Window Location and Size
 Left: 3.386"
 Top: 3.774"
 Width: 3.186"
 Height: 0.25"
 Visible? Yes
 Font Name: Default
 Font Size: Default
 Font Enhancement: Default
 Text Color: Default
 Background Color: Default


```

Message Actions
  On SAM_Create
    Set cbCommit = TRUE
Pushbutton: pbOk
Title: Ok
Window Location and Size
  Left: 5.529"
  Top: 0.143"
  Width: 1.271"
  Height: 0.274"
Visible? Yes
Keyboard Accelerator: Enter
Font Name: Default
Font Size: Default
Font Enhancement: Default
Message Actions
  On SAM_Click
    |
    | Prompt the user for a SQL file name.
    |
    Call ResetFileNames(strGloFileName,strGloFilePath,'sql')
    Call SalStrLeft(strGloFilePath,SalStrScan(strGloFilePath,'.'),strGloFilePath)
    Set strGloFilePath = strGloFilePath||'.sql'
    Call SalStrLeft(strGloFileName,SalStrScan(strGloFileName,'.'),strGloFileName)
    Set strGloFileName = strGloFileName||'.sql'
    IfDlgSaveAs(hWndForm,strGloDefPath,APPNAME||' - Bulld SQL File','sql','SQL
Files~*.sql~',OFN_PATHMUSTEXIST|OFN_HIDEREADONLY|OFN_OVERWRITEPROMPT,strGloFilePath,strGloFileName
)
    |
    | If a file name has been provided, hide window and call BulldSQLFile()
    |
    Call SalHideWindow(hWndForm)
    Set bGloUpperCommands = rbCommands
    Set bGloOverwrite = rbOverwrite
    Set bGloStoreComposites = cbStoreComposites
    Set bGloStoreCrossProducts = cbStoreCrossProducts
    Call BulldSQLFile(strGloFilePath,lbObjects)
    Call SalEndDialog(hWndForm,TRUE)
    Call SalStrLeft(strGloFilePath,SalStrScan(strGloFilePath,'.'),strGloFilePath)
    Set strGloFilePath = strGloFilePath||'.sam'
    Call SalStrLeft(strGloFileName,SalStrScan(strGloFileName,'.'),strGloFileName)
    Set strGloFileName = strGloFileName||'.sam'
Pushbutton: pbCancel
Title: Cancel
Window Location and Size
  Left: 5.529"
  Top: 0.476"
  Width: 1.271"
  Height: 0.274"
Visible? Yes
Keyboard Accelerator: Esc
Font Name: Default
Font Size: Default
Font Enhancement: Default
Message Actions
  On SAM_Click
    Call SalEndDialog(hWndForm,FALSE)
Multiline Field: mlRestrict
Data
  Maximum Data Length: Default
  String Type: String
  Editable? No
Display Settings
  Border? No
  Word Wrap? Yes
  Vertical Scroll? No
Window Location and Size
  Left: 0.1"
  Top: 3.512"

```

```

        Width: 1.457"
        Height: 0.512"
        Visible? Yes
        Font Name: Default
        Font Size: Default
        Font Enhancement: None
        Text Color: Default
        Background Color: Default
    Message Actions
Window Variables
    Number: nObjType
    String: strBuildFile
    String: strDirection
    String: strObject
    String: strObjParm[*]
Message Actions
    On SAM_Create
        Call SalWaitCursor(TRUE)
        Call SalHideWindow(hWndForm)
    On SAM_Close
        Call SalEndDialog(hWndForm,FALSE)
Dialog Box: dlgDetailCheck
Title:
Display Settings
    Visible at Design time? No
    Type of Dialog: Modal
Window Location and Size
    Left: 3.588"
    Top: 1.896"
    Width: 3.586"
    Height: 0.94"
Absolute Screen Location? Yes
    Font Name: Default
    Font Size: Default
    Font Enhancement: Default
    Text Color: Default
    Background Color: Default
Contents
Window Variables
Message Actions
    On SAM_Create
        |
        | The user never sees this window.
        |
        Call SalHideWindow(hWndForm)
        Call SalPostMsg(hWndForm,MSG_Created,0,0)
    On MSG_Created
        |
        | After hiding itself, dlgDetailCheck creates a dlgDetails dialog, which also hides itself, for each object. As
        | instances of dlgDetails are created, they are traversed for duplicates. After traversing each object, this
        | loop terminates, and dlgDetailCheck destroys itself and returns TRUE. If a duplicate is found, a message
        | is displayed and dlgDetailChecks returns FALSE.
        |
        Set bGloDetailOK = FALSE
        If NoDuplicateDependentAttributes(nGloCell[nGloAbsPos], 'G')
            Set bGloChanged = TRUE
            Call SalEndDialog(hWndForm, TRUE)
        Else
            If SalMessageBox(
                frmObjMgr.strO_ID|| " cannot be saved as is because the ""||strGloDupeAttr||"" attribute in
                '||strGloO_ID[nGloDetailObject]||' would be duplicated. If this is not corrected, changes just made to '||frmObjMgr.strO_ID||'
                will be lost. Do you wish to correct the changes?
                ,APPNAME,MB_YesNo|MB_IconQuestion) = IDYES
                Set nGloDetailObject = nGloCell[nGloAbsPos]
                Call SalEndDialog(hWndForm,FALSE)
            Else
                Call RestoreDetails(nGloCell[nGloAbsPos])
                Call SalEndDialog(hWndForm, TRUE)
Dialog Box: dlgDetails

```

Title:

Display Settings

Visible at Design time? No

Type of Dialog: Modal

Window Location and Size

Left: 0.163"

Top: 0.479"

Width: 8.8"

Height: 4.464"

Absolute Screen Location? Yes

Font Name: Default

Font Size: Default

Font Enhancement: Default

Text Color: Default

Background Color: Default

Contents

Table Window: tblDetails

Title:

Icon File:

Display Settings

Visible at Design time? Yes

Automatically Created at Runtime? Yes

Initial State: Normal

Maximizable? No

Minimizable? No

System Menu? No

Resizable? No

Window Location and Size

Left: 0.0"

Top: 0.5"

Width: 8.657"

Height: 3.631"

Visible? Yes

Font Name: Default

Font Size: Default

Font Enhancement: Default

Text Color: Default

Background Color: Default

Memory Settings

Maximum Rows in Memory: Default

Discardable? Yes

Menu

Contents

Column: colName

Title: Name

Visible? Yes

Editable? Yes

Maximum Data Length: 16

Data Type: String

Justify: Left

Width: 1.629"

Format: Lowercase

Country: Default

Message Actions

On MSG_Highlight

Call SaTblSetFocusCell(hWndForm,nAttributeTblRow,hWndItem,-1,-1)

On SAM_SetFocus

Set hWndColFocus = hWndItem

On SAM_Validate

If IsAlphaNumeric(colName)

Return VALIDATE_OK

Else

Return VALIDATE_Cancel

Column: colFrom

Title: From

Visible? Yes

Editable? No

Maximum Data Length: Default

Data Type: String

Justify: Left
 Width: 1.0"
 Format: Unformatted
 Country: Default
 Message Actions
 Column: colTableName
 Title: Table
 Visible? No
 Editable? No
 Maximum Data Length: Default
 Data Type: String
 Justify: Left
 Width: 1.0"
 Format: Unformatted
 Country: Default
 Message Actions
 Column: colAssocType
 Title: Assoc
 Visible? Yes
 Editable? No
 Maximum Data Length: Default
 Data Type: String
 Justify: Center
 Width: 0.586"
 Format: Unformatted
 Country: Default
 Message Actions
 Column: colKey
 Title: Key
 Visible? Yes
 Editable? Yes
 Maximum Data Length: 3
 Data Type: String
 Justify: Left
 Width: 0.457"
 Format: Unformatted
 Country: Default
 Message Actions
 On SAM_AnyEdit
 If not SallsNull(hWndItem)
 If colKey = 'Y' or colKey = 'y'
 Set colKey = 'Yes'
 Set colRequired = 'Yes'
 Set colIndexed = 'Yes'
 Return TRUE
 If colKey = 'N' or colKey = 'n'
 Set colKey = 'No'
 Return TRUE
 Call SalClearField(hWndItem)
 On SAM_KillFocus
 If colKey = 'Yes' and SallsNull(colType)
 Call SalPostMsg(colType,SAM_SetFocus,0,0)
 Call SalPostMsg(colType,MSG_Highlight,0,0)
 On MSG_Highlight
 Call SalTblSetFocusCell(hWndForm,nAttributeTblRow,hWndItem,-1,-1)
 On SAM_SetFocus
 Set hWndColFocus = hWndItem
 Column: colRequired
 Title: Req
 Visible? Yes
 Editable? Yes
 Maximum Data Length: 3
 Data Type: String
 Justify: Left
 Width: 0.443"
 Format: Unformatted
 Country: Default
 Message Actions
 On SAM_AnyEdit

```

    If not SallsNull(hWndItem)
        If colRequired = 'Y' or colRequired = 'y' or colKey = 'Yes'
            Set colRequired = 'Yes'
            Return TRUE
        If colRequired = 'N' or colRequired = 'n'
            Set colRequired = 'No'
            Return TRUE
        Call SalClearField(hWndItem)
    On MSG_Highlight
        Call SalTblSetFocusCell(hWndForm,nAttributeTblRow,hWndItem,-1,-1)
    On SAM_SetFocus
        Set hWndColFocus = hWndItem
Column: colIndexed
    Title: Index
    Visible? Yes
    Editable? Yes
    Maximum Data Length: 3
    Data Type: String
    Justify: Center
    Width: 0.529"
    Format: Unformatted
    Country: Default
    Message Actions
        On SAM_AnyEdit
            If not SallsNull(hWndItem)
                If colIndexed = 'Y' or colIndexed = 'y' or colKey = 'Yes'
                    Set colIndexed = 'Yes'
                    Return TRUE
                If colIndexed = 'N' or colIndexed = 'n'
                    Set colIndexed = 'No'
                    Return TRUE
                Call SalClearField(hWndItem)
            On MSG_Highlight
                Call SalTblSetFocusCell(hWndForm,nAttributeTblRow,hWndItem,-1,-1)
            On SAM_SetFocus
                Set hWndColFocus = hWndItem
Column: colType
    Title: Type (Press spacebar to show.)
    Visible? Yes
    Editable? Yes
    Maximum Data Length: 50
    Data Type: String
    Justify: Left
    Width: 2.857"
    Format: Unformatted
    Country: Default
    Message Actions
        On SAM_AnyEdit
            If not SallsNull(hWndItem)
                Call SalStrUpper(colType,strCheck)
                Call SalStrRight(strCheck,t,strCheck)
                Set nCheck = SalStrScan(TYPE_CHOICES,strCheck)
                If nCheck != -1
                    Call SalStrReplace(strColType[nCheck],SalStrScan(strColType[nCheck],'&'),t,NULL,
                        colType)
                Set colItemType = nCheck
            Else
                Call SalClearField(hWndItem)
                Call SalSendMsg(dlgDetails,MSG_Show,0,0)
                Call SalPostMsg(hWndItem,MSG_Reset,0,0)
            On MSG_Highlight
                Call SalTblSetFocusCell(hWndForm,nAttributeTblRow,hWndItem,-1,-1)
            On SAM_SetFocus
                Set hWndColFocus = hWndItem
            On MSG_Reset
                Call GetTypeSpecfics()
Column: colComments
    Title: Field Description
    Visible? Yes

```

Editable? Yes
 Maximum Data Length: 254
 Data Type: String
 Justify: Left
 Width: 4.729"
 Format: Unformatted
 Country: Default
 Message Actions
 On SAM_SetFocus
 Set hWndColFocus = hWndItem
 On MSG_Highlight
 Call SaTblSetFocusCell(hWndForm,nAttributeTblRow,hWndItem,-1,-1)
 On SAM_Valldate
 Call ReplaceChar(colComments,"","")

Column: colCRel
 Title: C-Relation
 Visible? No
 Editable? Yes
 Maximum Data Length: 254
 Data Type: String
 Justify: Left
 Width: 4.729"
 Format: Unformatted
 Country: Default
 Message Actions
 On SAM_SetFocus
 Set hWndColFocus = hWndItem
 On MSG_Highlight
 Call SaTblSetFocusCell(hWndForm,nAttributeTblRow,hWndItem,-1,-1)

Column: colXRel
 Title: X-Relation
 Visible? No
 Editable? Yes
 Maximum Data Length: 254
 Data Type: String
 Justify: Left
 Width: 4.729"
 Format: Unformatted
 Country: Default
 Message Actions
 On SAM_SetFocus
 Set hWndColFocus = hWndItem
 On MSG_Highlight
 Call SaTblSetFocusCell(hWndForm,nAttributeTblRow,hWndItem,-1,-1)

Column: colLength
 Title: Length
 Visible? No
 Editable? Yes
 Maximum Data Length: 3
 Data Type: Number
 Justify: Right
 Width: 0.7"
 Format: Unformatted
 Country: Default
 Message Actions

Column: colScale
 Title: Scale
 Visible? No
 Editable? Yes
 Maximum Data Length: 2
 Data Type: Number
 Justify: Right
 Width: 0.7"
 Format: Unformatted
 Country: Default
 Message Actions

Column: colItemType
 Title:
 Visible? No

```

    Editable? No
    Maximum Data Length: Default
    Data Type: Number
    Justify: Left
    Width: 1.2"
    Format: Unformatted
    Country: Default
    Message Actions
Window Variables
    Boolean: bAttributes
Message Actions
On SAM__Create
    !
    ! Create Elementary Data Type Menu
    !
    Set hWndGloDetailTable = hWnditem
    Set strColType[0] = '&Character Field'
    Set strColType[1] = '&Variable Length Field'
    Set strColType[2] = '&Long Character Field'
    Set strColType[3] = '&Integer'
    Set strColType[4] = 'D&ecimal'
    Set strColType[5] = '&Number'
    Set strColType[6] = 'S&mall Integer'
    Set strColType[7] = '&Real'
    Set strColType[8] = '&Floating Point Number'
    Set strColType[9] = 'D&ouble Precision Number'
    Set strColType[10] = 'D&ate'
    Set strColType[11] = '&Time'
    Set strColType[12] = 'S&ystem Time Stamp'
    Call SalSetWindowText(hWndForm,'Attributes For '|{frmObjMgr.strO_ID)
    ! get and save a window handle to the Form's menu bar
    Set hWndMenuBar = GetMenu( hWndForm )
    !
    ! set the string's length for the GetMenuString() call
    !
    Call SalStrSetBufferLength( sMenuName, MENU_MAXLENGTH )
    !
    ! Initialize the floating popup menu - use the space bar, while positioned
    !   in the table window "Type" column, to display the popup menu
    ! set bFloating = TRUE when Floating popup is displayed
    !
    Set bFloating = FALSE
    !
    ! create a Floating Popup menu for the Form Window
    !
    Set hWndFloating = CreatePopupMenu()
    !
    ! add some menu items
    !
    Set nGloCount = 0
    While nGloCount < 13
        If strColType[nGloCount] = '&Integer' or strColType[nGloCount] = 'D&ate'
            ! add a menu separator
            Call AppendMenu( hWndFloating, MF_Separator, 0, NULL )
            Call AppendMenu( hWndFloating, MF_Enabled, nGloCount,
                strColType[nGloCount] )
            Set nGloCount = nGloCount+1
    On SAM_Click
        If lParam != nAttributeTblRow
            Call SalTblSetRowFlags(hWndForm,nAttributeTblRow,ROW_Selected,FALSE)
            Set nAttributeTblRow = lParam
        If SallsNull(colFrom)
            !
            ! If the table row is not inherited, it may be edited--highlight the appropriate column.
            !
            Call SalSendMessage(hWndColFocus,MSG_Highlight,0,0)
            Call SalEnableWindow(pbDelete)
    Else
        !

```

```

    } Do not allow row to be edited or deleted.
    !
    Call SalTbKillEdit(tblDetails)
    Call SalDisableWindow(pbDelete)
On MSG_Check
!
! If attributes have been changed, check the table window for any errors with the attributes
  as they relate to one another.
!
! If bDetailsChanged or not bGloDetailOK
  If NoDetailErrors()
    If bGloDetailOK
      Call CopyDetails(nGloDetailObject,TRUE)
    If SaveDetails()
      Call SalEndDialog(hWndDialog,TRUE)
  Else
    Call SalEndDialog(hWndDialog,FALSE)
On MSG_Load
!
! Fetch all object attributes into the Details table window.
!
Call GetAllRelatedObjects(nGloDetailObject,FALSE,
  nGloRelated,nGloRelatedLevel,nGloRelatedType,strGloObjRelation)
Set bAttributes = FALSE
Set nGloCount = 0
While nGloRelated[nGloCount] != -1
  If nGloRelatedType[nGloCount] != ENTITY_CrossProduct and
    nGloRelatedType[nGloCount] != ENTITY_Composite
    If
RetrieveObjectAttributes(nGloRelated[nGloCount],nGloRelatedLevel[nGloCount],strGloObjRelation[nGloCount])
      Set bAttributes = TRUE
      Set nGloCount = nGloCount + 1
    Call SalSendMsg(cmbCompositions,MSG_Load,0,0)
    Call SalSendMsg(cmbCrossProducts,MSG_Load,0,0)
  If not bAttributes
    Call SalSetWindowText(hWndDialog,'Attributes Belonging To '||frmObjMgr.strO_ID||' - (none)')
    Call SalDisableWindow(pbDelete)
    Call SalDisableWindow(pbCompositions)
    Call SalDisableWindow(pbCrossProducts)
  !
! If checking for duplicates, dlgDetails does not show itself. Instead, it traverses the attributes within
  itself looking for errors. If an error is found, it returns FALSE; otherwise, it returns TRUE.)
!
! If bGloDupeCheck
  If NoDuplicateErrors()
    Call SalEndDialog(hWndDialog,TRUE)
  Else
    Call SalEndDialog(hWndDialog,FALSE)
Else
!
! If an SQL file is being built, dlgDetails does not show itself. Instead, it traverses the attributes within
  itself to create indices, tables, and stored SQL statements, and returns TRUE. Otherwise, it shows
  itself to the user for editing.)
!
! If bGloBuildSQL
  Call CreateIndexes()
  Call CreateTable(nGloDetailObject)
  If bGloStoreComposites
    Call CreateStoredSQL(ENTITY_Composite)
  If bGloStoreCrossProducts
    Call CreateStoredSQL(ENTITY_CrossProduct)
  Call SalEndDialog(hWndDialog,TRUE)
Else
  Call SalShowWindow(hWndDialog)
  Call SalWaitCursor(FALSE)
On SAM_AnyEdit
  Set bDetailsChanged = TRUE
Background Text: &Composition:
Window Location and Size

```


Left: 0.057"
 Top: 0.024"
 Width: 1.286"
 Height: 0.167"
 Visible? Yes
 Justify: Left
 Font Name: Default
 Font Size: Default
 Font Enhancement: Default
 Text Color: Default
 Background Color: Default
Combo Box: cmbCompositions
Window Location and Size
 Left: 0.043"
 Top: 0.202"
 Width: 1.614"
 Height: 1.798"
 Visible? Yes
 Editable? No
 String Type: String
 Maximum Data Length: Default
 Sorted? Yes
 Always Show List? No
 Vertical Scroll? Yes
 Font Name: Default
 Font Size: Default
 Font Enhancement: Default
 Text Color: Default
 Background Color: Default
List Initialization
Message Actions
 On MSG_Load
 |
 | Combo box populates itself with all composite entities associated with the object.
 |
 Set nListCount = 0
 While nGloRelated[nListCount] != -1
 If nGloRelatedType[nListCount] = ENT!TY_Composite
 Call SalNumberToStr(nListCount,0,strObjLoc)
 Call SalListAdd(hWndItem,strGlo_ID[nGloRelated[nListCount]]||SPACES||strObjLoc)
 Set nListCount = nListCount + 1
 If SalListQueryCount(hWndItem) = 0
 If nGloObjType[nGloDetailObject] = ENTITY_Regular
 Call SalListAdd(hWndItem,'(none)')
 Else
 Call SalListAdd(hWndItem,'(n/a)')
 Call SalColorSet(hWndItem,COLOR_IndexWindowText,COLOR_DarkGray)
 Call SalDisableWindow(hWndItem)
 Call SalDisableWindow(pbCompositions)
 Call SalListSetSelect(hWndItem,0)
 Call SalSendMsg(hWndItem,SAM_Click,0,0)
 On SAM_Click
 Call SalListQueryText(hWndItem,SalListQuerySelection(hWndItem),strCompObjectID)
 Call SalStrRight(strCompObjectID,8,strListCount)
 Call SalStrLeft(strCompObjectID,8,strCompObjectID)
 Call SalStrTrim(strCompObjectID,strCompObjectID)
 Call SalStrTrim(strListCount,strListCount)
 Set nListCount = SalStrToNumber(strListCount)
Pushbutton: pbCompositions
 Title: &Define
Window Location and Size
 Left: 1.686"
 Top: 0.202"
 Width: 0.7"
 Height: 0.238"
 Visible? Yes
 Keyboard Accelerator: (none)
 Font Name: Default
 Font Size: Default

```

Font Enhancement: Default
Message Actions
On SAM_Click
    Call SalSendMsg(cmbCompositions,SAM_Click,0,0)
    Set nGloCompNumber = nListCount
    If SalModalDialog(dlgSummaryDetails,hWndForm)
        Set bDetailsChanged = TRUE
Background Text: Cross &Product:
Window Location and Size
    Left: 2.457"
    Top: 0.024"
    Width: 1.286"
    Height: 0.167"
Visible? Yes
Justify: Left
Font Name: Default
Font Size: Default
Font Enhancement: Default
Text Color: Default
Background Color: Default
Combo Box: cmbCrossProducts
Window Location and Size
    Left: 2.443"
    Top: 0.202"
    Width: 1.614"
    Height: 1.798"
Visible? Yes
Editable? No
String Type: String
Maximum Data Length: Default
Sorted? Yes
Always Show List? No
Vertical Scroll? Yes
Font Name: Default
Font Size: Default
Font Enhancement: Default
Text Color: Default
Background Color: Default
List Initialization
Message Actions
On MSG_Load
    |
    | Combo box populates itself with all cross product entities associated with the object.
    |
    Set nListCount = 0
    While nGloRelated[nListCount] != -1
        If nGloRelatedType[nListCount] = ENTITY_CrossProduct
            Call SalNumberToStr(nListCount,0,strObjLoc)
            Call SalListAdd(hWndItem,strGlo_ID[nGloRelated[nListCount]]||SPACES||strObjLoc)
        Set nListCount = nListCount + 1
    If SalListQueryCount(hWndItem) = 0
        If nGloObjType[nGloDetailObject] = ENTITY_Regular
            Call SalListAdd(hWndItem,'(none)')
        Else
            Call SalListAdd(hWndItem,'(n/a)')
        Call SalColorSet(hWndItem,COLOR_IndexWindowText,COLOR_DarkGray)
        Call SalDisableWindow(hWndItem)
        Call SalDisableWindow(pbCrossProducts)
        Call SalListSetSelect(hWndItem,0)
        Call SalSendMsg(hWndItem,SAM_Click,0,0)
On SAM_Click
    Call SalListQueryText(hWndItem,SalListQuerySelection(hWndItem),strCompObjectID)
    Call SalStrRight(strCompObjectID,8,strListCount)
    Call SalStrLeft(strCompObjectID,8,strCompObjectID)
    Call SalStrTrim(strCompObjectID,strCompObjectID)
    Call SalStrTrim(strListCount,strListCount)
    Set nListCount = SalStrToNumber(strListCount)
Pushbutton: pbCrossProducts
Title: D&efine

```

```

Window Location and Size
  Left: 4.086"
  Top: 0.202"
  Width: 0.7"
  Height: 0.238"
Visible? Yes
Keyboard Accelerator: (none)
Font Name: Default
Font Size: Default
Font Enhancement: Default
Message Actions
  On SAM_Click
    Call SaISendMsg(cmbCrossProducts,SAM_Click,0,0)
    Set nGloCompNumber = nListCount
    If SaIModalDialog(dlgSummaryDetails,hWndForm)
      Set bDetailsChanged = TRUE
Pushbutton: pbAdd
  Title: &Add
  Window Location and Size
    Left: 4.857"
    Top: 0.143"
    Width: 0.9"
    Height: 0.298"
  Visible? Yes
  Keyboard Accelerator: (none)
  Font Name: Default
  Font Size: Default
  Font Enhancement: Default
  Message Actions
    On SAM_Click
      |
      | Adds a new row to the dlgDetails table so the user may key in a new attribute.
      |
      Set nAttributeTblRow = SaITblInsertRow( tblDetails, TBL_MaxRow )
      Call SaITblSetFocusRow(tblDetails,nAttributeTblRow )
      Call SaITblSetContext(tblDetails,nAttributeTblRow )
      Call SaITblSetFocusCell(tblDetails,nAttributeTblRow,colName,-1,-1)
      Call SaISetWindowText(hWndForm,'Attributes Belonging To '||frmObjMgr.strO_ID)
      Call SaIEnableWindow(pbDelete)
      If cmbCompositions != '(none)'
        Call SaIEnableWindow(pbCompositions)
      If cmbCrossProducts != '(none)'
        Call SaIEnableWindow(pbCrossProducts)
      Set bDetailsChanged = TRUE
Pushbutton: pbDelete
  Title: &Remove
  Window Location and Size
    Left: 5.8"
    Top: 0.143"
    Width: 0.9"
    Height: 0.298"
  Visible? Yes
  Keyboard Accelerator: (none)
  Font Name: Default
  Font Size: Default
  Font Enhancement: Default
  Message Actions
    On SAM_Click
      |
      | Removes an attribute from an object.
      |
      Call SaITblKillEdit(tblDetails)
      If SaISNull(colName)
        Set colName = '(unnamed)'
      If SaIMessageBox('Are you sure you want to remove the '||colName||' attribute from '||frmObjMgr.strO_ID||'?',
        APPNAME,MB_YesNo|MB_IconQuestion|MB_DefButton2) = IDYES
        Call SaITblDeleteRow(tblDetails,nAttributeTblRow,TBL_NoAdjust)
        Set bDetailsChanged = TRUE
        Call SaITblSetContext(tblDetails,nAttributeTblRow)

```

```

    If colName = NULL
        Set nAttributeTblRow = nAttributeTblRow - 1
        Call SalTblSetContext(tblDetails,nAttributeTblRow)
        Call SalTblSetFocusRow(tblDetails,nAttributeTblRow)
        If colFrom != NULL
            Call SalDisableWindow(pbDelete)
        If not SalTblAnyRows(tblDetails,0,0)
            Call SalSetWindowText(hWndDialog,'Attributes Belonging To '|frmObjMgr.strO_ID|' - (none)')
            Call SalDisableWindow(pbDelete)
            Call SalDisableWindow(pbCompositions)
            Call SalDisableWindow(pbCrossProducts)
        Else
            If colName = '(unnamed)'
                Call SalClearField(colName)
            Call SalTblSetFocusCell(tblDetails,nAttributeTblRow,colName,-1,-1)
            If colName = NULL
                Set nAttributeTblRow = nAttributeTblRow - 1
Pushbutton: pbOk
Title: Ok
Window Location and Size
Left: 6.771"
Top: 0.143"
Width: 0.9"
Height: 0.298"
Visible? Yes
Keyboard Accelerator: Enter
Font Name: Default
Font Size: Default
Font Enhancement: Default
Message Actions
On SAM_Click
    Call SalSendMsg(tblDetails,MSG_Check,0,0)
Pushbutton: pbCancel
Title: Cancel
Window Location and Size
Left: 7.714"
Top: 0.143"
Width: 0.9"
Height: 0.298"
Visible? Yes
Keyboard Accelerator: Esc
Font Name: Default
Font Size: Default
Font Enhancement: Default
Message Actions
On SAM_Click
    If not bGloDetailOK
        Call RestoreDetails(nGloCell|nGloAbsPos)
        Set bGloDetailOK = TRUE
    Call SalEndDialog(hWndDialog,FALSE)
On SAM_KillFocus
    Call SalPostMsg(tblDetails,colName,MSG_Highlight,0,0)
Window Variables
Boolean: bSpecificsDialog
Number: nAttributeTblRow
Number: nCheck
Number: nLength
Number: nListCount
Number: nScale
String: strCheck
String: strColType[15]
String: strCompObjectID
String: strListCount
String: strObjLoc
Window Handle: hWndColFocus
Window Handle: hWndDialog
| Floating Menu Variables
Number: nMenuID
String: sMenuName

```

Window Handle: hWndMenuBar
 Window Handle: hWndSubMenu
 Window Handle: hWndSystemMenu
 Window Handle: hWndSystemSubMenu
 |
 | for the floating popup menu
 Boolean: bFloating
 Boolean: bDetailsChanged
 Window Handle: hWndFloating
Message Actions
 On SAM_Create
 Call SalWaitCursor(TRUE)
 Call SalHideWindow(hWndForm)
 Set bDetailsChanged = FALSE
 Set hWndDialog = hWndForm
 Call SalSetWindowText(hWndForm,'Attributes Belonging To '||strGloO_ID{nGloDetailObject})
 Call SalPostMsg(tblDetails,MSG_Load,0,0)
 On WM_COMMAND
 If bFloating
 If wParam > -1 and wParam < 13
 Call SalStrReplace(strCoType[wParam],SalStrScan(strCoType[wParam],'&'),
 1,NULL,tblDetails.coType)
 Call SalStrMid(TYPE_CHOICES,wParam,1,strCheck)
 Set tblDetails.colItemtype = wParam
 Set bFloating = FALSE
 On MSG_Show
 Set bFloating = TRUE
 Call ClientToScreen(hWndForm, lParam)
 Call TrackPopupMenu(hWndFloating, 0, SalNumberLow(lParam),
 SalNumberHigh(lParam), 0, hWndItem, NULL)
 ! WM_COMMAND's wParam is the menu item chosen when bFloating = TRUE
 On SAM_Close
 Call SalSendMsg(pbCancel,SAM_Click,0,0)
 Dialog Box: dlgDisassociate
 Title: Delete An Association
Display Settings
 Visible at Design time? No
 Type of Dialog: Modal
Window Location and Size
 Left: 0.625"
 Top: 0.625"
 Width: 5.086"
 Height: 2.857"
 Absolute Screen Location? Yes
 Font Name: Default
 Font Size: Default
 Font Enhancement: Default
 Text Color: Default
 Background Color: Default
Contents
 Background Text: Associated &Object:
 Window Location and Size
 Left: 0.186"
 Top: 0.202"
 Width: 1.629"
 Height: 0.167"
 Visible? Yes
 Justify: Left
 Font Name: Default
 Font Size: Default
 Font Enhancement: Default
 Text Color: Default
 Background Color: Default
 Combo Box: cbObject
 Window Location and Size
 Left: 1.888"
 Top: 0.156"
 Width: 1.4"
 Height: 1.927"

```

Visible? Yes
Editable? No
String Type: String
Maximum Data Length: Default
Sorted? Yes
Always Show List? No
Vertical Scroll? Yes
Font Name: Default
Font Size: Default
Font Enhancement: Default
Text Color: Default
Background Color: Default
List Initialization
Message Actions
  On SAM_Create
  |
  | Combo box populates itself with all entities dependent upon the object.
  |
  Set strGloCSV = strGloObjAssociations[nGloCell][nGloAbsPos]
  Set nListCount = 0
  While SalStrLength(strGloCSV) > 1
    Set strObjectID = ReadCSV()
    Call SalStrLeft(strObjectID,SalStrScan(strObjectID,','),strObjLoc)
    Call SalStrLop(strObjLoc)
    Set nObjLoc = SalStrToNumber(strObjLoc)
    Set strLocList[nListCount] = strObjLoc
    Call SalStrRight(strObjectID,1,strObjRel[nListCount])
    If strObjRel[nListCount] > 'Z'
      Call SalNumberToStr(nListCount,0,strListCount)
      Set strObjectID = strGloO_ID[nObjLoc]
      Call SalListAdd(cbObject,strObjectID||SPACES||strListCount)
      Set nListCount = nListCount + 1
  Call SalPostMsg(hWndForm,MSG_Created,0,0)
  On SAM_Click
  |
  | Association type is determined and a simple description of the relationship is displayed.
  |
  Set strObjectID = cbObject
  Call SalStrLeft(strObjectID,8,strObjectID)
  Call SalStrTrim(strObjectID,strObjectID)
  Set strListCount = cbObject
  Call SalStrRight(strListCount,8,strListCount)
  Call SalStrTrim(strListCount,strListCount)
  Set nListCount = SalStrToNumber(strListCount)
  Set nObjLoc = SalStrToNumber(strLocList[nListCount])
  Set strAssocType = strObjRel[nListCount]
  If strAssocType = 'g'
    Set strAssociationType = 'Generalization'
    Set mAssociation = 'A(n) '||strObjectID||' is a kind of '||frmObjMgr.strO_ID||'. All attributes belonging to the
    '||frmObjMgr.strO_ID||' are inherited by the '||strObjectID||'.'
  If strAssocType = 'a'
    Set strAssociationType = 'Aggregation'
    Set mAssociation = 'Every instance of a(n) '||strObjectID||' can be associated with a predefined
    '||frmObjMgr.strO_ID||'. Key attributes used to identify the '||frmObjMgr.strO_ID||' are retained by the '||strObjectID||'.'
  If strAssocType = 'o'
    Set strAssociationType = 'Interaction (one to one)'
    Set mAssociation = 'Every '||frmObjMgr.strO_ID||' can have only one '||strObjectID||'. Every '||strObjectID||' can
    have only one '||frmObjMgr.strO_ID||'. Key attributes used to identify the '||frmObjMgr.strO_ID||' are retained by the
    '||strObjectID||'.'
  If strAssocType = 'm'
    Set strAssociationType = 'Interaction (many to one)'
    Set mAssociation = 'Every '||frmObjMgr.strO_ID||' can have one or more '||strObjectID||'s. Every '||strObjectID||'
    can have only one '||frmObjMgr.strO_ID||'. Key attributes used to identify the '||frmObjMgr.strO_ID||' are retained by the
    '||strObjectID||'.'
  If strAssocType = 'c'
    Set strAssociationType = 'Composition'
    Set mAssociation = 'The '||frmObjMgr.strO_ID||' is partially defined by the set of all '||strObjectID||'s. Selected
    attributes of all '||strObjectID||'s are summarized into '||frmObjMgr.strO_ID||'.'
  If strAssocType = 'x'

```

Set strAssociationType = 'Cross Product'
Set m!Association = The '||strObjectID||' is partially defined by the '||frmObjMgr.strO_ID||'. Key attributes used to identify the '||frmObjMgr.strO_ID||' are retained as part of the '||strObjectID||'. Numeric attributes belonging to '||strObjectID||' can be summarized by '||frmObjMgr.strO_ID||'.

Background Text: Association Type:

Window Location and Size

Left: 0.186"

Top: 0.917"

Width: 1.529"

Height: 0.167"

Visible? Yes

Justify: Left

Font Name: Default

Font Size: Default

Font Enhancement: Default

Text Color: Default

Background Color: Default

Data Field: strAssociationType

Data

Maximum Data Length: Default

Data Type: String

Editable? No

Display Settings

Window Location and Size

Left: 1.757"

Top: 0.929"

Width: 3.029"

Height: 0.25"

Visible? Yes

Border? No

Justify: Left

Format: Unformatted

Country: Default

Font Name: Default

Font Size: Default

Font Enhancement: Default

Text Color: Default

Background Color: Default

Message Actions

Multiline Field: m!Association

Data

Maximum Data Length: Default

String Type: String

Editable? No

Display Settings

Border? No

Word Wrap? Yes

Vertical Scroll? No

Window Location and Size

Left: 0.3"

Top: 1.536"

Width: 4.343"

Height: 0.762"

Visible? Yes

Font Name: Default

Font Size: Default

Font Enhancement: Default

Text Color: Default

Background Color: Default

Message Actions

Pushbutton: pbOk

Title: Ok

Window Location and Size

Left: 3.588"

Top: 0.156"

Width: 1.2"

Height: 0.292"

Visible? Yes

Keyboard Accelerator: Enter

```

Font Name: Default
Font Size: Default
Font Enhancement: Default
Message Actions
  On SAM_Click
  |
  | Association is deleted from the strGloObjectAssociations[*] array, and the workspace is refreshed.
  |
  Call SalWaitCursor(TRUE)
  Set strGloCSV = strGloObjAssociations[nGloCell[nGloAbsPos]]
  Call SalStrReplace(strGloCSV,SalStrScan(strGloCSV,'#')|strLocList[nListCount]),
    SalStrLength(strLocList[nListCount])+4,NULL,strGloCSV)
  Set strGloObjAssociations[nGloCell[nGloAbsPos]] = strGloCSV
  Set strGloCSV = strGloObjAssociations[nObjLoc]
  Call SalNumberToStr(nGloCell[nGloAbsPos],0,strObjLoc)
  Call SalStrReplace(strGloCSV,SalStrScan(strGloCSV,'#')|strObjLoc),
    SalStrLength(strObjLoc)+4,NULL,strGloCSV)
  Set strGloObjAssociations[nObjLoc] = strGloCSV
  Set nGloCount = 1
  While nGloCount < 11
    If nGloCell[(nGloScreen*10)+nGloCount] = nObjLoc
      Set nRelPos = SalNumberMod(nGloAbsPos,10)
      If nRelPos = 0
        Set nRelPos = 10
      If nRelPos < nGloCount
        Call SalSendMsg(frmObjMgr.hWndDF[nRelPos],MSG_HideLine,nGloCount,0)
      Else
        Call SalSendMsg(frmObjMgr.hWndDF[nGloCount],MSG_HideLine,nRelPos,0)
      Set nGloCount = 11
    Else
      Set nGloCount = nGloCount + 1
  Call RefreshLabels()
  Call SalWaitCursor(FALSE)
  Set bGloChanged = TRUE
  Call SalEndDialog(hWndForm,TRUE)
Pushbutton: pbCancel
  Title: Cancel
  Window Location and Size
    Left: 3.586"
    Top: 0.5"
    Width: 1.2"
    Height: 0.298"
  Visible? Yes
  Keyboard Accelerator: Esc
  Font Name: Default
  Font Size: Default
  Font Enhancement: Default
  Message Actions
    On SAM_Click
      Call SalEndDialog(hWndForm,FALSE)
Group Box: Description
  Window Location and Size
    Left: 0.129"
    Top: 1.286"
    Width: 4.686"
    Height: 1.131"
  Visible? Yes
  Font Name: Default
  Font Size: Default
  Font Enhancement: Default
  Text Color: Default
  Background Color: Default
Window Variables
  Number: nListCount
  String: strListCount
  Number: nObjLoc
  String: strObjLoc
  String: strLocList[*]
  String: strObjRel[*]

```



```

String: strObjectID
String: strAssocType
Number: nRelPos
Message Actions
On SAM_Create
  Call SalWaitCursor(TRUE)
  Call SalHideWindow(hWndForm)
  Call SalSetWindowText(hWndForm,'Disassociate An Object From '|frmObjMgr.strO_ID|')
On MSG_Created
  Call SalWaitCursor(FALSE)
  |
  | If there exist no objects to associate with the object having focus, this window displays a message,
  | and does not show.
  |
  | If not SalListSetSelect(cbObject,0)
  | Call SalMessageBox("There are no high level objects dependent upon '|frmObjMgr.strO_ID|' to
disassociate.",APPNAME,
  | MB_Ok|MB_IconAsterisk)
  | Call SalEndDialog(hWndForm,FALSE)
  Else
  | Call SalSendMsg(cbObject,SAM_Click,0,0)
  | Call SalShowWindow(hWndForm)
On SAM_Close
  Call SalSendMsg(pbCancel,SAM_Click,0,0)
Dialog Box: dlgFindObject
Title: OSAM^ Object List
Display Settings
Visible at Design time? No
Type of Dialog: Modal
Window Location and Size
Left: 1.125"
Top: 0.75"
Width: 3.657"
Height: 2.714"
Absolute Screen Location? Yes
Font Name: Default
Font Size: Default
Font Enhancement: Default
Text Color: Default
Background Color: Default
Contents
Background Text: &Show:
Window Location and Size
Left: 0.1"
Top: 0.071"
Width: 0.614"
Height: 0.167"
Visible? Yes
Justify: Left
Font Name: Default
Font Size: Default
Font Enhancement: Default
Text Color: Default
Background Color: Default
Combo Box: strObjType
Window Location and Size
Left: 0.786"
Top: 0.06"
Width: 2.586"
Height: 1.488"
Visible? Yes
Editable? No
String Type: String
Maximum Data Length: Default
Sorted? No
Always Show List? No
Vertical Scroll? Yes
Font Name: Default
Font Size: Default

```

Font Enhancement: Default
 Text Color: Default
 Background Color: Default
 List Initialization
 Text: Every Object
 Text: Regular Entities
 Text: Simple Domains
 Text: Cross Product Entities
 Text: Composite Entities
 Message Actions
 On SAM_Create
 Call SaListSetSelect(hWndItem,ALL)
 Call SaListInsert(hWndItem,-1,'Dependent Upon '|{frmObjMgr.strO_ID)
 Call SaListInsert(hWndItem,-1,'Depended on by '|{frmObjMgr.strO_ID)
 Call SaSendMsg(lbObjects,MSG_Load,0,0)
 If nObjType = ALL
 Call SaShowWindow(hWndForm)
 On SAM_Click
 Call SaPostMsg(lbObjects,MSG_Load,0,0)
 Background Text: &Object:
 Window Location and Size
 Left: 0.1"
 Top: 0.357"
 Width: 0.643"
 Height: 0.167"
 Visible? Yes
 Justify: Left
 Font Name: Default
 Font Size: Default
 Font Enhancement: Default
 Text Color: Default
 Background Color: Default
 Data Field: strTargetID
 Data
 Maximum Data Length: Default
 Data Type: String
 Editable? No
 Display Settings
 Window Location and Size
 Left: 0.786"
 Top: 0.321"
 Width: 1.471"
 Height: 0.25"
 Visible? Yes
 Border? Yes
 Justify: Left
 Format: Unformatted
 Country: Default
 Font Name: Default
 Font Size: Default
 Font Enhancement: Default
 Text Color: Default
 Background Color: Default
 Message Actions
 List Box: lbObjects
 Window Location and Size
 Left: 0.9"
 Top: 0.56"
 Width: 1.357"
 Height: 1.726"
 Visible? Yes
 Multiple selection? No
 Sorted? Yes
 Vertical Scroll? Yes
 Font Name: Default
 Font Size: Default
 Font Enhancement: Default
 Text Color: Default
 Background Color: Default

```

List Initialization
Message Actions
On MSG_Load
|
| Lists all objects of a certain type in the combo box.
|
Call SaWaitCursor(TRUE)
Set nObjType = SaListQuerySelection(strObjType)
Call SaListClear(hWndItem)
Call SaListRedraw(hWndItem,FALSE)
If nObjType < DEPENDENT_UPON
Set nGloCount = 1
While nGloObjType[nGloCount] != 0
If nGloObjCell[nGloCount] != 0
If nObjType = ALL or nGloObjType[nGloCount] = nObjType
Call SaNumberToStr(nGloCount,0,strObject)
Set strObject = strGloO_ID[nGloCount]||TAB||strObject
Call SaStrLower(strObject,strObject)
Call SaListAdd(hWndItem,strObject)
Set nGloCount = nGloCount + 1
Else
If nObjType = DEPENDENT_ON_BY
Call GetAllRelatedObjects(nGloCell[nGloAbsPos],FALSE,
nGloRelated,nGloRelatedLevel,nGloRelatedType,strGloObjRelation)
Else
Call GetAllRelatedObjects(nGloCell[nGloAbsPos],TRUE,
nGloRelated,nGloRelatedLevel,nGloRelatedType,strGloObjRelation)
Call SaListClear(hWndItem)
Set nGloCount = 1
While nGloRelated[nGloCount] != -1
Call SaNumberToStr(nGloRelated[nGloCount],0,strObject)
Call SaStrLower(strGloO_ID[nGloRelated[nGloCount]]||TAB||strObject,strObject)
Call SaListAdd(hWndItem,strObject)
Set nGloCount = nGloCount + 1
Call SaWaitCursor(FALSE)
Call SaListRedraw(hWndItem,TRUE)
Call SaInvalidateWindow(hWndItem)
If SaListQueryCount(hWndItem) = 0
If nObjType = ALL
Call SaMessageBox('No Objects Have Been Created.',APPNAME,MB_OK|MB_IconAsterisk)
Set nObjType = -1
Call SaPostMsg(pbCancel,SAM_Click,0,0)
Return FALSE
Set strTargetID = '(none)'
Else
Call SaListSetSelect(hWndItem,0)
Call SaSendMsg(hWndItem,SAM_Click,0,0)
On SAM_DoubleClick
Call SaSendMsg(pbOk,SAM_Click,0,0)
On SAM_Click
Call SaListQueryText(lbObjects,SaListQuerySelection(lbObjects),strObject)
Call SaStrTokenize(strObject,TAB,TAB,strObjParm)
Set strTargetID = strObjParm[0]
Call SaWaitCursor(FALSE)
Pushbutton: pbFind
Title: &Find
Window Location and Size
Left: 2.543"
Top: 0.714"
Width: 0.514"
Height: 0.238"
Visible? No
Keyboard Accelerator: (none)
Font Name: Default
Font Size: Default
Font Enhancement: Default
Message Actions
On SAM_Click
Call SaSendMsg(lbObjects,MSG_Load,0,0)

```

```

Pushbutton: pbOk
Title: Ok
Window Location and Size
Left: 2.414"
Top: 1.69"
Width: 0.986"
Height: 0.274"
Visible? Yes
Keyboard Accelerator: (none)
Font Name: Default
Font Size: Default
Font Enhancement: Default
Message Actions
On SAM_Click
|
| Verifies that an object has been selected for finding.
|
If SallsNull(strTargetID)
Call SalMessageBox('Please Select An Object From The Object List.',
APPNAME,MB_Ok|MB_IconAsterisk)
Call SalSetFocus(lbObjects)
Return FALSE
If strTargetID = '(none)'
Call SalMessageBox('There are no other objects which are '|strObjType|'.',APPNAME,
MB_Ok|MB_IconAsterisk)
Call SalSetFocus(strObjType)
Return FALSE
!
! Finds object in workspace, and repaints workspace to show object.
!
Set nGloCount = SalStrToNumber(strObjParm[1])
Set nHBar = nGloObjHBar[nGloCount]
Set nVBar = nGloObjVBar[nGloCount]
Set df_nHBar = nHBar-MAX_SCROLL/2
Set df_nVBar = nVBar-MAX_SCROLL/2
Call SalScrollSetPos(hBar,nHBar)
Call SalScrollSetPos(vBar,nVBar)
Set nGloAbsPos = nGloObjCell[nGloCount]
Set nGloScreen = (nVBar*(MAX_SCROLL+1))+nHBar
Call SalPostMsg(frmObjMgr.pbOrigin,MSG_Redraw,0,0)
Call SalEndDialog(hWndForm,TRUE)
Pushbutton: pbCancel
Title: Cancel
Window Location and Size
Left: 2.414"
Top: 2.012"
Width: 1.0"
Height: 0.274"
Visible? Yes
Keyboard Accelerator: (none)
Font Name: Default
Font Size: Default
Font Enhancement: Default
Message Actions
On SAM_Click
Call SalEndDialog(hWndForm,FALSE)
Window Variables
Number: nObjType
String: strDirection
String: strObject
String: strObjParm[*]
Message Actions
On SAM_Create
Call SalWaitCursor(TRUE)
Call SalHideWindow(hWndForm)
On SAM_Destroy
Call SalWaitCursor(FALSE)
On SAM_Close
Call SalSendMsg(pbCancel,SAM_Click,0,0)

```

Dialog Box: dlgRules

Title:

Display Settings

Visible at Design time? No

Type of Dialog: Modal

Window Location and Size

Left: 0.638"

Top: 0.625"

Width: 5.129"

Height: 4.095"

Absolute Screen Location? Yes

Font Name: Default

Font Size: Default

Font Enhancement: Default

Text Color: Default

Background Color: Default

Contents

Background Text: On &Insert:

Window Location and Size

Left: 0.186"

Top: 0.083"

Width: 0.886"

Height: 0.167"

Visible? Yes

Justify: Left

Font Name: Default

Font Size: Default

Font Enhancement: Default

Text Color: Default

Background Color: Default

Multiline Field: mInInsert

Data

Maximum Data Length: 254

String Type: String

Editable? Yes

Display Settings

Border? Yes

Word Wrap? Yes

Vertical Scroll? Yes

Window Location and Size

Left: 0.186"

Top: 0.286"

Width: 4.857"

Height: 0.81"

Visible? Yes

Font Name: Default

Font Size: Default

Font Enhancement: Default

Text Color: Default

Background Color: Default

Message Actions

On SAM_Create

Set mInInsert = strGloObj\Insert\{nGloCell\{nGloAbsPos}}

On SAM_Validate

Call ReplaceChar(mInInsert,DEL,SPACE)

Call ReplaceChar(mInInsert,"","")

Return VALIDATE_OK

Background Text: On &Update:

Window Location and Size

Left: 0.186"

Top: 1.167"

Width: 1.029"

Height: 0.167"

Visible? Yes

Justify: Left

Font Name: Default

Font Size: Default

Font Enhancement: Default

Text Color: Default

Background Color: Default
 Multiline Field: miUpdate
 Data
 Maximum Data Length: 254
 String Type: String
 Editable? Yes
 Display Settings
 Border? Yes
 Word Wrap? Yes
 Vertical Scroll? Yes
 Window Location and Size
 Left: 0.186"
 Top: 1.369"
 Width: 4.657"
 Height: 0.81"
 Visible? Yes
 Font Name: Default
 Font Size: Default
 Font Enhancement: Default
 Text Color: Default
 Background Color: Default
 Message Actions
 On SAM_Create
 Set miUpdate = strGloObjUpdate[nGloCell[nGloAbsPos]]
 On SAM_Valdate
 Call ReplaceCher(miUpdate,DEL,SPACE)
 Call ReplaceChar(miUpdate,"","")
 Return VALIDATE_OK
 Background Text: On &Delete:
 Window Location and Size
 Left: 0.186"
 Top: 2.25"
 Width: 0.888"
 Height: 0.167"
 Visible? Yes
 Justify: Left
 Font Name: Default
 Font Size: Default
 Font Enhancement: Default
 Text Color: Default
 Background Color: Default
 Multiline Field: miDelete
 Data
 Maximum Data Length: 254
 String Type: String
 Editable? Yes
 Display Settings
 Border? Yes
 Word Wrap? Yes
 Vertical Scroll? Yes
 Window Location and Size
 Left: 0.186"
 Top: 2.452"
 Width: 4.657"
 Height: 0.81"
 Visible? Yes
 Font Name: Default
 Font Size: Default
 Font Enhancement: Default
 Text Color: Default
 Background Color: Default
 Message Actions
 On SAM_Create
 Set miDelete = strGloObjDelete[nGloCell[nGloAbsPos]]
 On SAM_Valdate
 Call ReplaceChar(miDelete,DEL,SPACE)
 Call ReplaceChar(miDelete,"","")
 Return VALIDATE_OK
 Pushbutton: pbOk

Title: &Ok
 Window Location and Size
 Left: 2.371"
 Top: 3.345"
 Width: 1.2"
 Height: 0.298"
 Visible? Yes
 Keyboard Accelerator: Enter
 Font Name: Default
 Font Size: Default
 Font Enhancement: Default
 Message Actions
 On SAM_Click
 Set strGloObjInsert[nGloCell[nGloAbsPos]] = mInsert
 Set strGloObjUpdate[nGloCell[nGloAbsPos]] = mUpdate
 Set strGloObjDelete[nGloCell[nGloAbsPos]] = mDelete
 Call SalEndDialog(hWndForm,TRUE)
 Pushbutton: pbCancel
 Title: Cancel
 Window Location and Size
 Left: 3.643"
 Top: 3.345"
 Width: 1.2"
 Height: 0.298"
 Visible? Yes
 Keyboard Accelerator: Esc
 Font Name: Default
 Font Size: Default
 Font Enhancement: Default
 Message Actions
 On SAM_Click
 Call SalEndDialog(hWndForm,FALSE)
 Window Variables
 Message Actions
 On SAM_Create
 |
 | Accepts insert, update, and delete rules for a given object.
 |
 Call SalSetWindowText(hWndForm,'Rules For '||frmObjMgr.strO_ID)
 On SAM_Close
 Call SalSendMsg(pbCancel,SAM_Click,0,0)
 Dialog Box: dlgSummaryDetails
 Title:
 Display Settings
 Visible at Design time? No
 Type of Dialog: Modal
 Window Location and Size
 Left: 0.85"
 Top: 0.656"
 Width: 5.557"
 Height: 4.31"
 Absolute Screen Location? Yes
 Font Name: Default
 Font Size: Default
 Font Enhancement: Default
 Text Color: Default
 Background Color: Default
 Contents
 Check Box: cbCounts
 Title:
 Window Location and Size
 Left: 0.057"
 Top: 0.048"
 Width: 5.071"
 Height: 0.25"
 Visible? Yes
 Font Name: Default
 Font Size: Default
 Font Enhancement: Default

Text Color: Default
 Background Color: Default
 Message Actions
 On SAM_Create
 If nGloRelatedType[nGloCompNumber] = ENTITY_Composite
 Call SaISetWindowText(hWndItem,'&Show '||frmObjMgr.strO_ID||' count on
 '||strGloO_ID[nGloRelated[nGloCompNumber]]|.')
 Else
 Call SaISetWindowText(hWndItem,'&Show '||frmObjMgr.strO_ID||' counts broken out by
 '||strGloO_ID[nGloRelated[nGloCompNumber]]|.')
 Table Window: tblSummaryDetails
 Title:
 Icon File:
 Display Settings
 Visible at Design time? Yes
 Automatically Created at Runtime? Yes
 Initial State: Normal
 Maximizable? No
 Minimizable? No
 System Menu? No
 Resizable? No
 Window Location and Size
 Left: 0.0"
 Top: 0.333"
 Width: 5.414"
 Height: 3.226"
 Visible? Yes
 Font Name: Default
 Font Size: Default
 Font Enhancement: Default
 Text Color: Default
 Background Color: Default
 Memory Settings
 Maximum Rows in Memory: Default
 Discardable? Yes
 Menu
 Contents
 Column: colCompValue
 Title: Numeric Attribute
 Visible? Yes
 Editable? No
 Maximum Data Length: 18
 Data Type: String
 Justify: Left
 Width: 1.729"
 Format: Unformatted
 Country: Default
 Message Actions
 On MSG_Highlight
 Call SaITblSetFocusCell(hWndForm,nAttrSummaryTblRow,hWndItem,-1,-1)
 Column: colCompletType
 Title: Type
 Visible? No
 Editable? No
 Maximum Data Length: 50
 Data Type: Number
 Justify: Left
 Width: 2.857"
 Format: Unformatted
 Country: Default
 Message Actions
 Column: colCompTblRow
 Title:
 Visible? No
 Editable? Yes
 Maximum Data Length: Default
 Data Type: Number
 Justify: Left
 Width: 1.2"

Format: Unformatted
 Country: Default
 Message Actions
 Column: colLowest
 Title: Lowest
 Visible? Yes
 Editable? Yes
 Maximum Data Length: Default
 Data Type: String
 Justify: Center
 Width: 0.786"
 Format: Unformatted
 Country: Default
 Message Actions
 On SAM_Create
 Set hWndSummaryFocus = hWndItem
 On SAM_AnyEdit
 If not SallsNull(hWndItem)
 If colLowest = 'Y' or colLowest = 'y'
 Set colLowest = 'Yes'
 Return TRUE
 If colLowest = 'N' or colLowest = 'n'
 Set colLowest = 'No'
 Return TRUE
 Call SalClearField(hWndItem)
 On SAM_KillFocus
 If SallsNull(hWndItem)
 Call SalSetWindowText(hWndItem,'No')
 On MSG_Highlight
 Call SalTblSetFocusCell(hWndForm,nAttrSummaryTblRow,hWndItem,-1,-1)
 On SAM_SetFocus
 Set hWndSummaryFocus = hWndItem
 Column: colHighest
 Title: Highest
 Visible? Yes
 Editable? Yes
 Maximum Data Length: Default
 Data Type: String
 Justify: Center
 Width: 0.786"
 Format: Unformatted
 Country: Default
 Message Actions
 On SAM_AnyEdit
 If not SallsNull(hWndItem)
 If colHighest = 'Y' or colHighest = 'y'
 Set colHighest = 'Yes'
 Return TRUE
 If colHighest = 'N' or colHighest = 'n'
 Set colHighest = 'No'
 Return TRUE
 Call SalClearField(hWndItem)
 On MSG_Highlight
 Call SalTblSetFocusCell(hWndForm,nAttrSummaryTblRow,hWndItem,-1,-1)
 On SAM_KillFocus
 If SallsNull(hWndItem)
 Call SalSetWindowText(hWndItem,'No')
 On SAM_SetFocus
 Set hWndSummaryFocus = hWndItem
 Column: colAverage
 Title: Average
 Visible? Yes
 Editable? Yes
 Maximum Data Length: Default
 Data Type: String
 Justify: Center
 Width: 0.786"
 Format: Unformatted
 Country: Default

```

Message Actions
  On SAM_AnyEdit
    If not SallsNull(hWndItem)
      If colAverage = 'Y' or colAverage = 'y'
        Set colAverage = 'Yes'
        Return TRUE
      If colAverage = 'N' or colAverage = 'n'
        Set colAverage = 'No'
        Return TRUE
      Call SalClearField(hWndItem)
  On MSG_Highlight
    Call SalTblSetFocusCell(hWndForm,nAttrSummaryTblRow,hWndItem,-1,-1)
  On SAM_KillFocus
    If SallsNull(hWndItem)
      Call SalSetWindowText(hWndItem,'No')
  On SAM_SetFocus
    Set hWndSummaryFocus = hWndItem
Column: colTotal
  Title: Total
  Visible? Yes
  Editable? Yes
  Maximum Data Length: Default
  Data Type: String
  Justify: Center
  Width: 0.786"
  Format: Unformatted
  Country: Default
Message Actions
  On SAM_AnyEdit
    If not SallsNull(hWndItem)
      If colTotal = 'Y' or colTotal = 'y'
        Set colTotal = 'Yes'
        Return TRUE
      If colTotal = 'N' or colTotal = 'n'
        Set colTotal = 'No'
        Return TRUE
      Call SalClearField(hWndItem)
  On MSG_Highlight
    Call SalTblSetFocusCell(hWndForm,nAttrSummaryTblRow,hWndItem,-1,-1)
  On SAM_KillFocus
    If SallsNull(hWndItem)
      Call SalSetWindowText(hWndItem,'No')
  On SAM_SetFocus
    Set hWndSummaryFocus = hWndItem
Window Variables
Message Actions
  On SAM_Click
    If IParam != nAttrSummaryTblRow
      Call SalTblSetRowFlags(hWndForm,nAttrSummaryTblRow,ROW_Selected,FALSE)
      Set nAttrSummaryTblRow = IParam
      Call SalSendMsg(hWndSummaryFocus,MSG_Highlight,0,0)
  On SAM_EndCellTab
    Call SalPostMsg(colLowest,MSG_Highlight,0,0)
  On MSG_Load
    |
    | Populates the summary attributes table with all numeric attributes, and their summary settings
    | (from colCRel or colXRel in the dlgDetails attribute table.)
    |
    Call SalNumberToStr(nGloRelated[nGloCompNumber],0,strCompNumber)
    If nGloRelatedType[nGloCompNumber] = ENTITY_CrossProduct
      Set strCompDef = strGloObjXRel[nGloDetailObject]
    Else
      Set strCompDef = strGloObjCRel[nGloDetailObject]
    If SalStrScan(strCompDef,strCompNumber) != -1
      Set cbCounts = TRUE
    Else
      Set cbCounts = FALSE
    Set bCompAttributes = FALSE
    Set nDetailTblRow = TBL_MinRow

```

```

While SalTblFindNextRow(hWndGloDetailTable,nDetailTblRow,0,0)
Call SalTblSetContext(hWndGloDetailTable,nDetailTblRow)
If colItemType > 2 and colItemType < 10 and colFrom = NULL
Set nAttrSummaryTblRow = SalTblInsertRow(hWndForm,TBL_MaxRow)
Call SalTblSetContext(hWndForm,nAttrSummaryTblRow)
Call SalTblSetRowFlags(hWndForm,nAttrSummaryTblRow,ROW_New,FALSE)
Set colCompTblRow = nDetailTblRow
Set colCompValue = hWndGloDetailTable.colName
Set colCompItemType = hWndGloDetailTable.colItemType
If nGloRelatedType[nGloCompNumber] = ENTITY_CrossProduct
Set strCompDef = hWndGloDetailTable.colXRel
Else
Set strCompDef = hWndGloDetailTable.colCRel
If SalStrScan(strCompDef,'#'||strCompNumber) != -1
Call
SalStrMid(strCompDef,SalStrScan(strCompDef,'#'||strCompNumber),SalStrLength(strCompNumber)+7,strCompDef)
Else
Set strCompDef = NULL
If SalStrScan(strCompDef,'L') != -1
Set colLowest = 'Yes'
Else
Set colLowest = 'No'
If SalStrScan(strCompDef,'H') != -1
Set colHighest = 'Yes'
Else
Set colHighest = 'No'
If SalStrScan(strCompDef,'A') != -1
Set colAverage = 'Yes'
Else
Set colAverage = 'No'
If SalStrScan(strCompDef,'T') != -1
Set colTotal = 'Yes'
Else
Set colTotal = 'No'
Set bCompAttributes = TRUE
Call SalWaitCursor(FALSE)
If bCompAttributes
Call SalSendMsg(hWndForm,SAM_Click,0,0)
Else
Call SalMessageBox('No numeric attributes have been defined for '||frmObjMgr.strO_ID||'.',
APPNAME,MB_Ok|MB_IconAsterisk)
On MSG_Check
!
! Updates the dlgDetails attribute summary column (colCRel or colXRel) to reflect changes made
to summaries.
!
Set nAttrSummaryTblRow = TBL_MinRow
While SalTblFindNextRow(hWndForm,nAttrSummaryTblRow,0,0)
Call SalTblSetContext(hWndForm,nAttrSummaryTblRow)
Call SalTblSetContext(hWndGloDetailTable,colCompTblRow)
If nGloRelatedType[nGloCompNumber] = ENTITY_CrossProduct
Set strCompDef = hWndGloDetailTable.colXRel
Else
Set strCompDef = hWndGloDetailTable.colCRel
If SalStrScan(strCompDef,'#'||strCompNumber) != -1
Call SalStrReplace(strCompDef,
SalStrScan(strCompDef,'#'||strCompNumber),
SalStrLength(strCompNumber)+8,NULL,strCompDef)
Call SalStrRight(strCompDef,1,strComma)
If strComma != ','
Set strCompDef = strCompDef||','
Set strCompDef = strCompDef||'#'||strCompNumber||'.'
If colLowest = 'Yes'
Set strCompDef = strCompDef||'L'
Else
Set strCompDef = strCompDef||'.'
If colHighest = 'Yes'
Set strCompDef = strCompDef||'H'
Else

```

```

    Set strCompDef = strCompDef||'-
If colAverage = 'Yes'
    Set strCompDef = strCompDef||'A'
Else
    Set strCompDef = strCompDef||'-
If colTotal = 'Yes'
    Set strCompDef = strCompDef||'T'
Else
    Set strCompDef = strCompDef||'-
Set strCompDef = strCompDef||'-
If nGloRelatedType[nGloCompNumber] = ENTITY_CrossProduct
    Set hWndGloDetailTable.colXRel = strCompDef
Else
    Set hWndGloDetailTable.colCRel = strCompDef
If nGloRelatedType[nGloCompNumber] = ENTITY_CrossProduct
    Set strCompDef = strGloObjXRel[nGloDetailObject]
Else
    Set strCompDef = strGloObjCRel[nGloDetailObject]
If SalStrScan(strCompDef,strCompNumber) != -1
    Call SalStrReplace(strCompDef,
        SalStrScan(strCompDef,strCompNumber),
        SalStrLength(strCompNumber)+1,NULL,strCompDef)
If cbCounts
    If strCompDef != NULL
        Set strCompDef = strCompDef||','
        Set strCompDef = strCompDef||strCompNumber
If nGloRelatedType[nGloCompNumber] = ENTITY_CrossProduct
    Set strGloObjXRel[nGloDetailObject] = strCompDef
Else
    Set strGloObjCRel[nGloDetailObject] = strCompDef
Pushbutton: pbOk
Title: Ok
Window Location and Size
Left: 2.657"
Top: 3.619"
Width: 1.229"
Height: 0.298"
Visible? Yes
Keyboard Accelerator: Enter
Font Name: Default
Font Size: Default
Font Enhancement: Default
Message Actions
On SAM_Click
    Call SalSendMsg(tblSummaryDetails,MSG_Check,0,0)
    Call SalEndDialog(hWndForm,TRUE)
Pushbutton: pbCancel
Title: Cancel
Window Location and Size
Left: 3.957"
Top: 3.619"
Width: 1.229"
Height: 0.298"
Visible? Yes
Keyboard Accelerator: Enter
Font Name: Default
Font Size: Default
Font Enhancement: Default
Message Actions
On SAM_Click
    Call SalEndDialog(hWndForm,FALSE)
Window Variables
Boolean: bCompAttributes
Number: nAttrSummaryTblRow
Number: nDetailTblRow
Number: nListCount
Number: nSettings
String: strComma
String: strCompDef

```

String: strCompNumber
 String: strCompObjectID
 String: strCountDef
 String: strObject
 String: strObjList{5}
 String: strObjLoc
 Window Handle: hWndSummaryFocus
Message Actions
 On SAM_Create
 Call SaWaitCursor(TRUE)
 If nGloRelatedType[nGloCompNumber] = ENTITY_Composite
 Call SaSetWindowText(hWndForm,'Composition '||strGloO_ID[nGloRelated[nGloCompNumber]]||' Defined For
 '||frmObjMgr.strO_ID)
 Else
 Call SaSetWindowText(hWndForm,'Cross Product '||strGloO_ID[nGloRelated[nGloCompNumber]]||' Defined For
 '||frmObjMgr.strO_ID)
 Call SaPostMsg(tblSummaryDetails,MSG_Load,0,0)
 Call SaPostMsg(tblSummaryDetails,MSG_Created,0,0)
 On SAM_Close
 Call SaSendMsg(pbCancel,SAM_Click,0,0)
Dialog Box: dlgTypeSpecifics
 Title: Type Specifics
Display Settings
 Visible at Design time? No
 Type of Dialog: Modal
Window Location and Size
 Left: 0.625"
 Top: 0.625"
 Width: 6.8"
 Height: 1.25"
 Absolute Screen Location? Yes
 Font Name: Default
 Font Size: Default
 Font Enhancement: Default
 Text Color: Default
 Background Color: Default
Contents
Data Field: dfDescription1
 Data
 Maximum Data Length: Default
 Data Type: String
 Editable? No
 Display Settings
 Window Location and Size
 Left: 0.186"
 Top: 0.19"
 Width: 4.429"
 Height: 0.25"
 Visible? Yes
 Border? No
 Justify: Left
 Format: Unformatted
 Country: Default
 Font Name: Default
 Font Size: Default
 Font Enhancement: Default
 Text Color: Default
 Background Color: Default
 Message Actions
Data Field: dfDescription2
 Data
 Maximum Data Length: Default
 Data Type: String
 Editable? No
 Display Settings
 Window Location and Size
 Left: 0.186"
 Top: 0.524"
 Width: 4.429"

Height: 0.25"
Visible? Yes
Border? No
Justify: Left
Format: Unformatted
Country: Default
Font Name: Default
Font Size: Default
Font Enhancement: Default
Text Color: Default
Background Color: Default
Message Actions
Data Field: dfLength
Data
Maximum Data Length: 3
Data Type: Number
Editable? Yes
Display Settings
Window Location and Size
Left: 4.686"
Top: 0.155"
Width: 0.429"
Height: 0.25"
Visible? Yes
Border? Yes
Justify: Right
Format: Unformatted
Country: Default
Font Name: Default
Font Size: Default
Font Enhancement: Default
Text Color: Default
Background Color: Default
Message Actions
Data Field: dfScale
Data
Maximum Data Length: 2
Data Type: Number
Editable? Yes
Display Settings
Window Location and Size
Left: 4.686"
Top: 0.488"
Width: 0.429"
Height: 0.25"
Visible? No
Border? Yes
Justify: Right
Format: Unformatted
Country: Default
Font Name: Default
Font Size: Default
Font Enhancement: Default
Text Color: Default
Background Color: Default
Message Actions
Pushbutton: pbOk
Title: Ok
Window Location and Size
Left: 5.286"
Top: 0.155"
Width: 1.2"
Height: 0.298"
Visible? Yes
Keyboard Accelerator: Enter
Font Name: Default
Font Size: Default
Font Enhancement: Default
Message Actions

```

On SAM_Click
|
| Verifies that an attribute's length and scale (in the case of dEcimals) has been declared properly.
|
If dlgDetails.strCheck = 'E'
  If dfLength < 0 or dfLength > 15
    Call SalMessageBox('Number of positions left of the decimal must be between 0 and 15.',
      APPNAME,MB_Ok|MB_IconAsterisk)
    Call SalSetFocus(dfLength)
    Return FALSE
  If dfScale < 0 or dfScale > 15-dfLength
    Call SalNumberToStr(15-dfLength,0,strLength)
    Call SalMessageBox('Both of these numbers added may not exceed 15. Number of positions right of the
decimal must be between 0 and '|strLength|'.',
      APPNAME,MB_Ok|MB_IconAsterisk)
    Call SalSetFocus(dfScale)
    Return FALSE
  If dfLength = 0 and dfScale = 0
    Call SalMessageBox('At least one of these values must be greater than 0.',
      APPNAME,MB_Ok|MB_IconAsterisk)
    Call SalSetFocus(dfLength)
    Return FALSE
  Else
    If dfLength < 1 or dfLength > 254
      Call SalMessageBox('Length for a character field must be between 1 and 254.',
        APPNAME,MB_Ok|MB_IconAsterisk)
      Call SalSetFocus(dfLength)
      Return FALSE
    Set dlgDetails.nLength = dfLength
    Set dlgDetails.nScale = dfScale
    Call SalEndDialog(hWndForm,TRUE)
Pushbutton: pbCancel
Title: Cancel
Window Location and Size
Left: 5.286"
Top: 0.488"
Width: 1.2"
Height: 0.298"
Visible? Yes
Keyboard Accelerator: Esc
Font Name: Default
Font Size: Default
Font Enhancement: Default
Message Actions
On SAM_Click
  Call SalEndDialog(hWndForm,FALSE)
Window Variables
String: strLength
Message Actions
On SAM_Create
|
| Show length and scale (in the case of dEcimal) fields for user to enter.
|
If dlgDetails.strCheck = 'C' or dlgDetails.strCheck = 'V'
  Set dfDescription1 = 'Maximum Number Of Characters In Character Field:'
  If dlgDetails.nScale > -1 or dlgDetails.nLength = -1
    Set dfLength = 0
    Set dlgDetails.nLength = -1
  Else
    Set dfLength = dlgDetails.nLength
  Call SalSetWindowText(hWndForm,'Parameters For Character Fields')
Else
  Set dfDescription1 = 'Maximum Number Of Positions Left Of The Decimal:'
  Set dfDescription2 = 'Maximum Number Of Positions Right Of The Decimal:'
  If dlgDetails.nScale = -1
    Set dfLength = 0
    Set dfScale = 0
    Set dlgDetails.nLength = -1
  Else

```

```

        Set dfLength = dlgDetails.nLength
        Set dfScale = dlgDetails.nScale
        Call SalSetMaxDataLength(dfLength,2)
        Call SalShowWindow(dfScale)
        Call SalSetWindowText(hWndForm,'Parameters For Decimal Fields')
        Set dlgDetails.bSpecificsDialog = TRUE
    On SAM_Destroy
        Set dlgDetails.bSpecificsDialog = FALSE
    On SAM_Close
        Call SalSendMsg(pbCancel,SAM_Click,0,0)
Dialog Box: dlgWait
Title: OSAM* Designer
Display Settings
Visible at Design time? No
Type of Dialog: Modeless
Window Location and Size
    Left: 0.625"
    Top: 0.625"
    Width: 4.157"
    Height: 0.905"
Absolute Screen Location? Yes
Font Name: Default
Font Size: Default
Font Enhancement: Default
Text Color: Default
Background Color: Default
Contents
Background Text: Loading OSAM* Designer...Please Wait.
Window Location and Size
    Left: 0.757"
    Top: 0.214"
    Width: 3.357"
    Height: 0.167"
Visible? Yes
Justify: Left
Font Name: Default
Font Size: Default
Font Enhancement: Default
Text Color: Default
Background Color: Default
Picture: picIcon
Window Location and Size
    Left: 0.1"
    Top: 0.083"
    Width: 0.571"
    Height: 0.464"
Visible? Yes
File Name: osam.ico
Storage: Internal
Fit: Size for Best Fit
Scaling
    Width: 100
    Height: 100
Corners: Square
Border Style: Solid
Border Thickness: 1
Tile To Parent? No
Border Color: Default
Background Color: Default
Message Actions
Window Variables
Message Actions
    On SAM_Close
        |
        | Display wait box while OSAM* Designer loads.
        |
    Return FALSE

```


VITA

Paul Francis Rabuck earned his Bachelor of Science degree from the University of North Florida in May of 1989; and expects to receive his Master of Science degree in Computer and Information Sciences from the University of North Florida in December of 1992. Dr. Susan R. Wallace is serving as Mr. Rabuck's thesis advisor.

Mr. Rabuck is a cofounder of Noe & Associates, a local software company specializing in client-server applications on PC LANs employing Microsoft Windows as a front-end. He is currently working in Columbia, South Carolina as a consultant with Noe & Associates for Strategic Data Systems, Inc., a company which specializes in property and casualty insurance computer systems. Prior to founding Noe & Associates, Mr. Rabuck worked for three years at American Surety and Casualty, a Jacksonville based insurance company, where he designed and implemented their current claims system.

Mr. Rabuck continues to work with GUIs and hopes to start working with the imaging and multimedia technologies as they relate to the user interface. His interests include music, swimming, and writing.