

An integrated simulation & optimization model of sheep farms as a tool to explore technical and environmental objectives

D Villalba¹, B Díez –Unquera², A Carrascal³, A Bernués⁴, R Ruiz²

¹University of Lleida, Avda. Rovira Roure 178, 25198 Lleida (Spain), ²NEIKER-Tecnalia, –Arkaute's Agrifood Campus, PO Box 46, 01080 Vitoria-Gasteiz, (Spain). ³DAIA Intelligent Solutions S.L. Pol. Industrial Mallutz, Pabellón 18, local 5 20240 Ordizia (Spain) ⁴CITA. Avda. Montañana 930, 50059 Zaragoza (Spain).

dvillalba@prodan.udl.es

Introduction Livestock systems are complex and therefore difficult to simulate and optimize. As they are based on biologic phenomena, stochastic processes are very important and this has to be taken into account when optimizing certain variables (Mayer *et al.*, 1998). Besides the complexity of the system and the wide variability of the results that a given scenario can present, the optimization of these systems has to challenge multi-objective purposes that can be economic, social and environmental (Ripoll-Bosch *et al.*, 2012). When we modify management strategies trade-offs between these sustainability pillars normally appear. So when modelling these systems we have to cope with: the complexity of the system and the representation of the individual variability, the optimization of variables of different nature and dimension, and the evaluation of the trade-offs that can occur when we change the objectives of our optimization. To solve this problem, we present an integrated decision support tool for sheep farming systems that combines simulation and optimization procedures.

Material and Methods The tool integrates three models that work at the animal level. The first one, *Rumen*, represents the rumen function in a mechanistic way (Illius and Gordon, 1991). Starting from the characteristics of the animal (body weight, physiological state, etc.) and the characteristics of the diet (nutrient content, digesta kinetics, etc.), the model assesses the daily intake (kg of dry matter) and the amount of metabolizable energy and protein provided by the diet. The second model, *Nutrient partitioning*, simulates the partition of energy and protein provided by the diet to the different physiological functions (maintenance, pregnancy, lactation) (AFRC, 1993). Depending on the energy and protein balance of the ewe, this model simulates the body reserves storage or mobilisation, or the daily milk production. The third model, *Reproductive*, represents the seasonality of sheep and the probability of conception (Dzakuma and Harris, 1989). In addition, the effect that body reserves and the implementation of pre-mating feeding have on the reproductive results (Díez Unquera, 2013) have been included.

A web-based software (*Pastor*) integrates the three models. Different user interfaces include the breed and flock definition, the feeding system and the management of inputs at the farm level, and the simulation and optimization parameters. The model represents a farm where each animal is simulated individually, their physical features (live weight, etc.) and the productive potential (milk yield). Nevertheless, the management rules are applied at the flock level, trying to mimic the rationale and management generally followed by farmers in real farms. Therefore, in order to simulate the flock management, sheep are grouped into homogeneous batches according to their physiological state (dried, pregnant or lactating), by management rules (pre-mating feeding, pre-lambing feeding) or by the state of lactation (early, middle or final lactation). Inputs of the model are related with management decisions such as the date when rams join the female flock, the decision to apply artificial insemination, the formulation of the diet (combining concentrate, purchased forage and farm produced forage) or the amount of feed that is offered to each sheep batch.

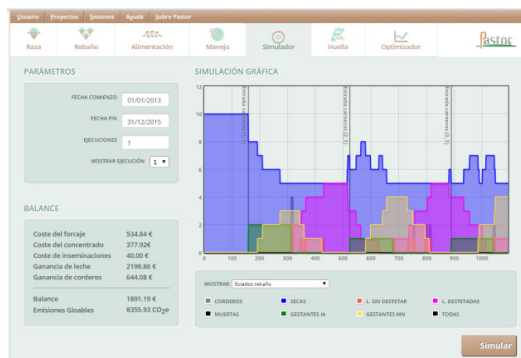
The stochastic simulation of every single animal allows the generation of diversity of individuals for traits such as body weight, body condition score or milk production potential, making possible to design different types of flocks in terms of variability. It is also possible to define the quality and quantity of the resources available and the price of inputs and outputs. Therefore, different scenarios representing the complex reality of the dairy sheep farms (dairy and meat) can be simulated.

Finally, a Life Cycle Analysis module has been integrated within the model (Ripoll-Bosch *et al.* 2013). This module calculates the greenhouse gas (GHG) emissions expressed in CO₂-equivalents at a farm level, taking into account all the inputs used in the farm for milk or meat production. In this way, we can obtain the “cradle-to-farm-gate” carbon footprint of milk and lamb meat.

The model has been integrated in a multi-objective genetic algorithm (MOGA) based optimization routine (Fonseca and Fleming, 1993), which opens wide opportunities for the utilization of the software. The MOGA searches for optimal solutions based on the mechanism of natural selection and evolution. Each possible solution represents a combination of the set of variables of the simulation (related with feeding, reproductive and management decisions). The MOGA search intends to find the solution that minimizes the vector of objectives. Solutions in the MOGA population are sorted and developed by using NSGA-II (Non-dominated Sorting Genetic Algorithm) (Deb *et al.*, 2000). The vector of objectives of each solution is defined according to technical, economic and environmental criteria: incomes, costs, GHG emission, nitrogen and energy surplus.

Results Each sub-model was validated separately. The outputs of the first two models were compared with data of existing validated models and with real field data. For the third model we used a functional validation and real farm data. The farm model was validated with real data from the experimental flock of Neiker-Tecnalia in Arkaute. The results obtained were considered to represent the original flock with an acceptable level of accuracy, indicating that the tool can be a helpful in decision support (Díez Unquera, 2013).

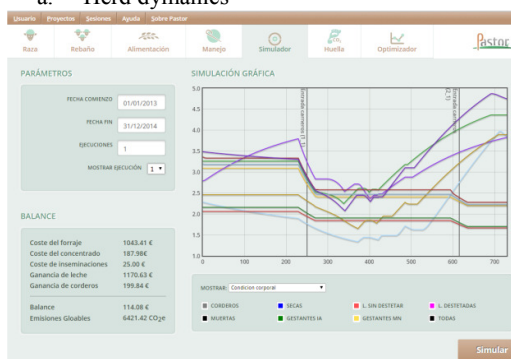
The web interface helps to simulate and optimize sheep systems for milk or meat production. The interface also presents the results of the herd dynamics, for example the number of animals in each physiological state (lactation, gestation, dry) or the lambing distribution. It also presents individual (animal) features, like the live weight variation along the simulated period, the body reserves of the sheep and the actual milk production. The intrinsic individual variation of each animal simulated (weight, potential milk production) and the variation generated by the random events (like oestrus expression, conception, stillborn...) may result in relative high variable technical and economical outputs from a simulated farm between runs. In order to obtain the mean simulation output, each farm can be simulated as many times as needed and the interface presents the mean and standard deviation at the end of the simulation. So, when comparing different simulated alternatives, not only the mean performance but the risk associated to this performance can be considered.



a. Herd dynamics



b. Actual milk production



c. Body condition evolution



d. Greenhouse gas emission

Figure 1. Outputs obtained in the simulation interface of the software *Pastor*

One of the intrinsic characteristics of the multi-objective optimization is that different objectives (i.e., economical, GHG emissions, nitrogen surplus, energy surplus) should be previously

weighted to define the fitness of a solution in the MOGA. This *a priori step* depends upon the criteria of the user. The different interests between stakeholders can be analysed in the last version of *Pastor* in which all solutions can be presented in a Pareto diagram. Therefore, the user can check graphically all the solutions according with their fitness in two of the objectives included (Figure 2). This allows analysing the relationship between the objectives, simulating each one of the possible solutions and deciding, upon certain criteria, which is the best solution.

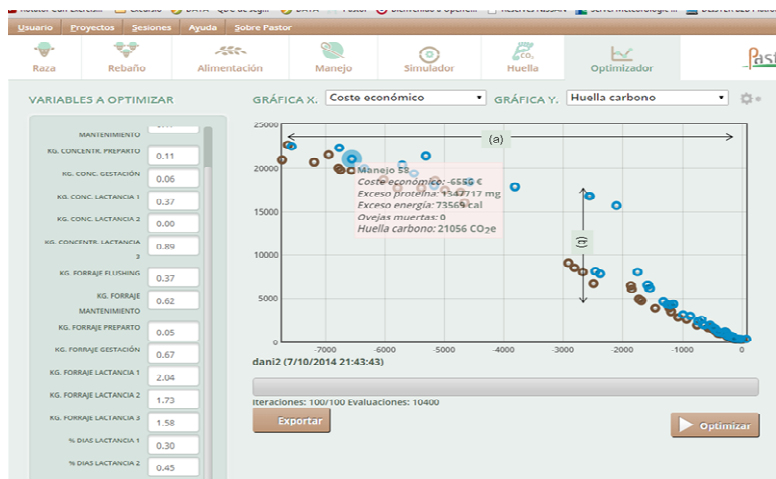


Figure 2. Optimization output from the genetic algorithm search of the software *Pastor*

The outputs of the MOGA can constitute a good basis to discuss alternatives within or between stakeholders. In Figure 2 we draw two lines that could frame the discussions. First, the (a) line reflects the trade-off in the economic objective (in the X axis, the lesser the best) when obtaining a better (lower value in Y axis) environmental objective (GHG emissions). This could be interpreted in policy design as the cost of greening, or as the green payment that farmers should receive to change the management in order to reduce GHG emissions. Second, the (b) line reflects the GHG emission variation between solutions with a similar economical outcome. Technicians and farmers could discuss these solutions in order to check whether they are possible in the real world or not.

Acknowledgements Research funded by projects INIA-RTA2006-00170 and RTA2011-00133 of the Spanish Ministry of Science and Innovation, Basque Government, Government of Aragón and FEDER.

References

- AFRC, 1993. Energy and protein requirements of ruminants: an advisory manual prepared by the AFRC Technical Committee on Responses to Nutrients. Cab International.
- Deb, K., Agrawal, S., Pratap, A., Meyarivan, T., 2000. A fast elitist non-dominated sorting genetic algorithm for multi-objective optimization: NSGA-II. Lecture notes in computer science 1917, 849-858.
- Diez Unquera, B., 2013. Desarrollo de un modelo de simulación y optimización adaptado al ovino lechero. Tesis Doctoral. Universidad de Zaragoza.
- Dzakuma, J.M., Harris, D.L., 1989. Computer Modeling of Sheep Reproduction .1. an Algorithm for Quantifying Anestrous Cycles in Ewes. Journal of Animal Science 67, 2197-2211.
- Fonseca, C.M., Fleming, P.J., 1993. Genetic Algorithms for Multiobjective Optimization: Formulation Discussion and Generalization. ICGA, pp. 416-423.
- Illius, A.W., Gordon, I.J., 1991. Prediction of Intake and Digestion in Ruminants by a Model of Rumen Kinetics Integrating Animal Size and Plant Characteristics. J. Agric. Sci. 116, 145-157.
- Mayer, D., Belward, J., Burrage, K., 1998. Optimizing simulation models of agricultural systems. Annals of Operations Research 82, 219-232.
- Ripoll-Bosch, R., Diez-Unquera, B., Ruiz, R., Villalba, D., Molina, E., Joy, M., Bernués, A. (2012). An integrated sustainability assessment of mediterranean sheep farms with different degrees of intensification. Agricultural Systems, 105(1), 46–56
- Ripoll-Bosch R, de Boer IJM, Bernues A and Vellinga TV (2013) Accounting for multi-functionality of sheep farming in the carbon footprint of lamb: A comparison of three contrasting Mediterranean systems. Agricultural Systems 116: 60-68.