


Extreme Poverty in Illinois House District 1

Extreme poverty affects thousands of individuals in Illinois House District 1



In Illinois House District 1, **21,676** people are living in poverty. **7,190** of these individuals are living in extreme poverty.¹



Across the state, **502,778** Illinoisans are employed yet still live in poverty. **4,962** of these workers live in Illinois House District 1.²



In Illinois House District 1, **10,162** adults age 18-64 rely on Medicaid, which no longer provides them with critical dental services.³



In Illinois House District 1, **3,625** people lack affordable housing, meaning they pay more than 50% of their income toward housing.⁴



In Illinois, approximately **14,144** Illinoisans were homeless at least one night in 2012, including **1,905** families.⁵



In Illinois House District 1, **16,583** private sector workers do not have access to an employment based retirement savings program.⁶

1, 2, 3, 4. Social IMPACT Research Center's Analysis of the U.S. Census Bureau's 2008-2012 American Community Survey 5-year estimates.
5. National Alliance to End Homelessness (2013). The state of homelessness in America 2013. Washington, DC: Author.
6. Cowen, Spencer, 2012. Coming Up Short: The Scope of Retirement Insecurity Among Illinois Workers, Woodstock Institute.

According to federal guidelines, families are considered to be living in poverty when their yearly income falls below the Federal Poverty Threshold.

In Illinois, **1.85 million** residents are living in poverty. At least **820,000** are living in extreme poverty.

2012 Federal Annual Income Poverty Thresholds

Family Size	Extreme Poverty (0%-49% FPL)	Poverty (0%-99% FPL)	Low-Income (100%-199% FPL)
	\$5,860	\$11,720	\$23,440
	\$7,469	\$14,937	\$29,874
	\$9,142	\$18,284	\$36,568
	\$11,746	\$23,492	\$46,984

Poverty deprives your constituents of their dignity and undermines their basic human rights. Together we can work to end poverty in Illinois.

For more information contact:
Kim Drew • Policy Associate
Heartland Alliance for Human Needs & Human Rights
33 W. Grand, Suite 500 • Chicago, IL 60654
312.870.4948 • kdrew@heartlandalliance.org
www.heartlandalliance.org

Extreme Poverty in Illinois House District 2

Extreme poverty affects thousands of individuals in Illinois House District 2



In Illinois House District 2, **28,400** people are living in poverty. **9,787** of these individuals are living in extreme poverty.¹



Across the state, **502,778** Illinoisans are employed yet still live in poverty. **9,416** of these workers live in Illinois House District 2.²



In Illinois House District 2, **10,440** adults age 18-64 rely on Medicaid, which no longer provides them with critical dental services.³



In Illinois House District 2, **5,416** people lack affordable housing, meaning they pay more than 50% of their income toward housing.⁴



In Illinois, approximately **14,144** Illinoisans were homeless at least one night in 2012, including **1,905** families.⁵



In Illinois House District 2, **18,380** private sector workers do not have access to an employment based retirement savings program.⁶

1, 2, 3, 4. Social IMPACT Research Center's Analysis of the U.S. Census Bureau's 2008-2012 American Community Survey 5-year estimates.
5. National Alliance to End Homelessness (2013). The state of homelessness in America 2013. Washington, DC: Author.
6. Cowen, Spencer, 2012. Coming Up Short: The Scope of Retirement Insecurity Among Illinois Workers, Woodstock Institute.

According to federal guidelines, families are considered to be living in poverty when their yearly income falls below the Federal Poverty Threshold.

In Illinois, **1.85 million** residents are living in poverty. At least **820,000** are living in extreme poverty.

2012 Federal Annual Income Poverty Thresholds

Family Size	Extreme Poverty (0%-49% FPL)	Poverty (0%-99% FPL)	Low-Income (100%-199% FPL)
	\$5,860	\$11,720	\$23,440
	\$7,469	\$14,937	\$29,874
	\$9,142	\$18,284	\$36,568
	\$11,746	\$23,492	\$46,984

Poverty deprives your constituents of their dignity and undermines their basic human rights. Together we can work to end poverty in Illinois.

For more information contact:
Kim Drew • Policy Associate
Heartland Alliance for Human Needs & Human Rights
33 W. Grand, Suite 500 • Chicago, IL 60654
312.870.4948 • kdrew@heartlandalliance.org
www.heartlandalliance.org

Extreme Poverty in Illinois House District 3

Extreme poverty affects thousands of individuals in Illinois House District 3



In Illinois House District 3, **20,357** people are living in poverty. **7,713** of these individuals are living in extreme poverty.¹



Across the state, **502,778** Illinoisans are employed yet still live in poverty. **5,637** of these workers live in Illinois House District 3.²



In Illinois House District 3, **9,794** adults age 18-64 rely on Medicaid, which no longer provides them with critical dental services.³



In Illinois House District 3, **4,838** people lack affordable housing, meaning they pay more than 50% of their income toward housing.⁴



In Illinois, approximately **14,144** Illinoisans were homeless at least one night in 2012, including **1,905** families.⁵



In Illinois House District 3, **19,576** private sector workers do not have access to an employment based retirement savings program.⁶

1, 2, 3, 4. Social IMPACT Research Center's Analysis of the U.S. Census Bureau's 2008-2012 American Community Survey 5-year estimates.
5. National Alliance to End Homelessness (2013). The state of homelessness in America 2013. Washington, DC: Author.
6. Cowen, Spencer, 2012. Coming Up Short: The Scope of Retirement Insecurity Among Illinois Workers, Woodstock Institute.

According to federal guidelines, families are considered to be living in poverty when their yearly income falls below the Federal Poverty Threshold.

In Illinois, **1.85 million** residents are living in poverty. At least **820,000** are living in extreme poverty.

2012 Federal Annual Income Poverty Thresholds

Family Size	Extreme Poverty (0%-49% FPL)	Poverty (0%-99% FPL)	Low-Income (100%-199% FPL)
	\$5,860	\$11,720	\$23,440
	\$7,469	\$14,937	\$29,874
	\$9,142	\$18,284	\$36,568
	\$11,746	\$23,492	\$46,984

Poverty deprives your constituents of their dignity and undermines their basic human rights. Together we can work to end poverty in Illinois.

For more information contact:
Kim Drew • Policy Associate
Heartland Alliance for Human Needs & Human Rights
33 W. Grand, Suite 500 • Chicago, IL 60654
312.870.4948 • kdrew@heartlandalliance.org
www.heartlandalliance.org

Extreme Poverty in Illinois House District 4

Extreme poverty affects thousands of individuals in Illinois House District 4



In Illinois House District 4, **24,459** people are living in poverty. **9,576** of these individuals are living in extreme poverty.¹



Across the state, **502,778** Illinoisans are employed yet still live in poverty. **6,184** of these workers live in Illinois House District 4.²



In Illinois House District 4, **10,995** adults age 18-64 rely on Medicaid, which no longer provides them with critical dental services.³



In Illinois House District 4, **6,064** people lack affordable housing, meaning they pay more than 50% of their income toward housing.⁴



In Illinois, approximately **14,144** Illinoisans were homeless at least one night in 2012, including **1,905** families.⁵



In Illinois House District 4, **23,604** private sector workers do not have access to an employment based retirement savings program.⁶

1, 2, 3, 4. Social IMPACT Research Center's Analysis of the U.S. Census Bureau's 2008-2012 American Community Survey 5-year estimates.
5. National Alliance to End Homelessness (2013). The state of homelessness in America 2013. Washington, DC: Author.
6. Cowen, Spencer, 2012. Coming Up Short: The Scope of Retirement Insecurity Among Illinois Workers, Woodstock Institute.

According to federal guidelines, families are considered to be living in poverty when their yearly income falls below the Federal Poverty Threshold.

In Illinois, **1.85 million** residents are living in poverty. At least **820,000** are living in extreme poverty.

2012 Federal Annual Income Poverty Thresholds


Family Size	Extreme Poverty (0%-49% FPL)	Poverty (0%-99% FPL)	Low-Income (100%-199% FPL)
	\$5,860	\$11,720	\$23,440
	\$7,469	\$14,937	\$29,874
	\$9,142	\$18,284	\$36,568
	\$11,746	\$23,492	\$46,984

Poverty deprives your constituents of their dignity and undermines their basic human rights. Together we can work to end poverty in Illinois.

For more information contact:
Kim Drew • Policy Associate
Heartland Alliance for Human Needs & Human Rights
33 W. Grand, Suite 500 • Chicago, IL 60654
312.870.4948 • kdrew@heartlandalliance.org
www.heartlandalliance.org

Extreme Poverty in Illinois House District 5

Extreme poverty affects thousands of individuals in Illinois House District 5



In Illinois House District 5, **28,095** people are living in poverty. **15,105** of these individuals are living in extreme poverty.¹



Across the state, **502,778** Illinoisans are employed yet still live in poverty. **6,863** of these workers live in Illinois House District 5.²



In Illinois House District 5, **13,033** adults age 18-64 rely on Medicaid, which no longer provides them with critical dental services.³



In Illinois House District 5, **9,408** people lack affordable housing, meaning they pay more than 50% of their income toward housing.⁴



In Illinois, approximately **14,144** Illinoisans were homeless at least one night in 2012, including **1,905** families.⁵



In Illinois House District 5, **20,317** private sector workers do not have access to an employment based retirement savings program.⁶

1, 2, 3, 4. Social IMPACT Research Center's Analysis of the U.S. Census Bureau's 2008-2012 American Community Survey 5-year estimates.
5. National Alliance to End Homelessness (2013). The state of homelessness in America 2013. Washington, DC: Author.
6. Cowen, Spencer, 2012. Coming Up Short: The Scope of Retirement Insecurity Among Illinois Workers, Woodstock Institute.

According to federal guidelines, families are considered to be living in poverty when their yearly income falls below the Federal Poverty Threshold.

In Illinois, **1.85 million** residents are living in poverty. At least **820,000** are living in extreme poverty.

2012 Federal Annual Income Poverty Thresholds

Family Size	Extreme Poverty (0%-49% FPL)	Poverty (0%-99% FPL)	Low-Income (100%-199% FPL)
	\$5,860	\$11,720	\$23,440
	\$7,469	\$14,937	\$29,874
	\$9,142	\$18,284	\$36,568
	\$11,746	\$23,492	\$46,984

Poverty deprives your constituents of their dignity and undermines their basic human rights. Together we can work to end poverty in Illinois.

For more information contact:
Kim Drew • Policy Associate
Heartland Alliance for Human Needs & Human Rights
33 W. Grand, Suite 500 • Chicago, IL 60654
312.870.4948 • kdrew@heartlandalliance.org
www.heartlandalliance.org

Extreme Poverty in Illinois House District 6

Extreme poverty affects thousands of individuals in Illinois House District 6



In Illinois House District 6, **35,370** people are living in poverty. **17,435** of these individuals are living in extreme poverty.¹



Across the state, **502,778** Illinoisans are employed yet still live in poverty. **7,562** of these workers live in Illinois House District 6.²



In Illinois House District 6, **14,651** adults age 18-64 rely on Medicaid, which no longer provides them with critical dental services.³



In Illinois House District 6, **7,543** people lack affordable housing, meaning they pay more than 50% of their income toward housing.⁴



In Illinois, approximately **14,144** Illinoisans were homeless at least one night in 2012, including **1,905** families.⁵



In Illinois House District 6, **19,201** private sector workers do not have access to an employment based retirement savings program.⁶

1, 2, 3, 4. Social IMPACT Research Center's Analysis of the U.S. Census Bureau's 2008-2012 American Community Survey 5-year estimates.
5. National Alliance to End Homelessness (2013). The state of homelessness in America 2013. Washington, DC: Author.
6. Cowen, Spencer, 2012. Coming Up Short: The Scope of Retirement Insecurity Among Illinois Workers, Woodstock Institute.

According to federal guidelines, families are considered to be living in poverty when their yearly income falls below the Federal Poverty Threshold.

In Illinois, **1.85 million** residents are living in poverty. At least **820,000** are living in extreme poverty.

2012 Federal Annual Income Poverty Thresholds

Family Size	Extreme Poverty (0%-49% FPL)	Poverty (0%-99% FPL)	Low-Income (100%-199% FPL)
	\$5,860	\$11,720	\$23,440
	\$7,469	\$14,937	\$29,874
	\$9,142	\$18,284	\$36,568
	\$11,746	\$23,492	\$46,984

Poverty deprives your constituents of their dignity and undermines their basic human rights. Together we can work to end poverty in Illinois.

For more information contact:
Kim Drew • Policy Associate
Heartland Alliance for Human Needs & Human Rights
33 W. Grand, Suite 500 • Chicago, IL 60654
312.870.4948 • kdrew@heartlandalliance.org
www.heartlandalliance.org

Extreme Poverty in Illinois House District 7

Extreme poverty affects thousands of individuals in Illinois House District 7



In Illinois House District 7, **11,499** people are living in poverty. **4,916** of these individuals are living in extreme poverty.¹



Across the state, **502,778** Illinoisans are employed yet still live in poverty. **2,894** of these workers live in Illinois House District 7.²



In Illinois House District 7, **8,833** adults age 18-64 rely on Medicaid, which no longer provides them with critical dental services.³



In Illinois House District 7, **3,830** people lack affordable housing, meaning they pay more than 50% of their income toward housing.⁴



In Illinois, approximately **14,144** Illinoisans were homeless at least one night in 2012, including **1,905** families.⁵



In Illinois House District 7, **21,953** private sector workers do not have access to an employment based retirement savings program.⁶

1, 2, 3, 4. Social IMPACT Research Center's Analysis of the U.S. Census Bureau's 2008-2012 American Community Survey 5-year estimates.
5. National Alliance to End Homelessness (2013). The state of homelessness in America 2013. Washington, DC: Author.
6. Cowen, Spencer, 2012. Coming Up Short: The Scope of Retirement Insecurity Among Illinois Workers, Woodstock Institute.

According to federal guidelines, families are considered to be living in poverty when their yearly income falls below the Federal Poverty Threshold.

In Illinois, **1.85 million** residents are living in poverty. At least **820,000** are living in extreme poverty.

2012 Federal Annual Income Poverty Thresholds

Family Size	Extreme Poverty (0%-49% FPL)	Poverty (0%-99% FPL)	Low-Income (100%-199% FPL)
	\$5,860	\$11,720	\$23,440
	\$7,469	\$14,937	\$29,874
	\$9,142	\$18,284	\$36,568
	\$11,746	\$23,492	\$46,984

Poverty deprives your constituents of their dignity and undermines their basic human rights. Together we can work to end poverty in Illinois.

For more information contact:
Kim Drew • Policy Associate
Heartland Alliance for Human Needs & Human Rights
33 W. Grand, Suite 500 • Chicago, IL 60654
312.870.4948 • kdrew@heartlandalliance.org
www.heartlandalliance.org

Extreme Poverty in Illinois House District 8

Extreme poverty affects thousands of individuals in Illinois House District 8



In Illinois House District 8, **24,313** people are living in poverty. **11,042** of these individuals are living in extreme poverty.¹



Across the state, **502,778** Illinoisans are employed yet still live in poverty. **4,825** of these workers live in Illinois House District 8.²



In Illinois House District 8, **13,648** adults age 18-64 rely on Medicaid, which no longer provides them with critical dental services.³



In Illinois House District 8, **6,357** people lack affordable housing, meaning they pay more than 50% of their income toward housing.⁴



In Illinois, approximately **14,144** Illinoisans were homeless at least one night in 2012, including **1,905** families.⁵



In Illinois House District 8, **19,679** private sector workers do not have access to an employment based retirement savings program.⁶

1, 2, 3, 4. Social IMPACT Research Center's Analysis of the U.S. Census Bureau's 2008-2012 American Community Survey 5-year estimates.
5. National Alliance to End Homelessness (2013). The state of homelessness in America 2013. Washington, DC: Author.
6. Cowen, Spencer, 2012. Coming Up Short: The Scope of Retirement Insecurity Among Illinois Workers, Woodstock Institute.

According to federal guidelines, families are considered to be living in poverty when their yearly income falls below the Federal Poverty Threshold.

In Illinois, **1.85 million** residents are living in poverty. At least **820,000** are living in extreme poverty.

2012 Federal Annual Income Poverty Thresholds


Family Size	Extreme Poverty (0%-49% FPL)	Poverty (0%-99% FPL)	Low-Income (100%-199% FPL)
	\$5,860	\$11,720	\$23,440
	\$7,469	\$14,937	\$29,874
	\$9,142	\$18,284	\$36,568
	\$11,746	\$23,492	\$46,984

Poverty deprives your constituents of their dignity and undermines their basic human rights. Together we can work to end poverty in Illinois.

For more information contact:
Kim Drew • Policy Associate
Heartland Alliance for Human Needs & Human Rights
33 W. Grand, Suite 500 • Chicago, IL 60654
312.870.4948 • kdrew@heartlandalliance.org
www.heartlandalliance.org

Extreme Poverty in Illinois House District 9

Extreme poverty affects thousands of individuals in Illinois House District 9



In Illinois House District 9, **36,330** people are living in poverty. **22,035** of these individuals are living in extreme poverty.¹



Across the state, **502,778** Illinoisans are employed yet still live in poverty. **8,069** of these workers live in Illinois House District 9.²



In Illinois House District 9, **14,321** adults age 18-64 rely on Medicaid, which no longer provides them with critical dental services.³



In Illinois House District 9, **8,272** people lack affordable housing, meaning they pay more than 50% of their income toward housing.⁴



In Illinois, approximately **14,144** Illinoisans were homeless at least one night in 2012, including **1,905** families.⁵



In Illinois House District 9, **19,895** private sector workers do not have access to an employment based retirement savings program.⁶

1, 2, 3, 4. Social IMPACT Research Center's Analysis of the U.S. Census Bureau's 2008-2012 American Community Survey 5-year estimates.
5. National Alliance to End Homelessness (2013). The state of homelessness in America 2013. Washington, DC: Author.
6. Cowen, Spencer, 2012. Coming Up Short: The Scope of Retirement Insecurity Among Illinois Workers, Woodstock Institute.

According to federal guidelines, families are considered to be living in poverty when their yearly income falls below the Federal Poverty Threshold.

In Illinois, **1.85 million** residents are living in poverty. At least **820,000** are living in extreme poverty.

2012 Federal Annual Income Poverty Thresholds

Family Size	Extreme Poverty (0%-49% FPL)	Poverty (0%-99% FPL)	Low-Income (100%-199% FPL)
	\$5,860	\$11,720	\$23,440
	\$7,469	\$14,937	\$29,874
	\$9,142	\$18,284	\$36,568
	\$11,746	\$23,492	\$46,984

Poverty deprives your constituents of their dignity and undermines their basic human rights. Together we can work to end poverty in Illinois.

For more information contact:
Kim Drew • Policy Associate
Heartland Alliance for Human Needs & Human Rights
33 W. Grand, Suite 500 • Chicago, IL 60654
312.870.4948 • kdrew@heartlandalliance.org
www.heartlandalliance.org

Extreme Poverty in Illinois House District 10

Extreme poverty affects thousands of individuals in Illinois House District 10



In Illinois House District 10, **33,181** people are living in poverty. **18,333** of these individuals are living in extreme poverty.¹



Across the state, **502,778** Illinoisans are employed yet still live in poverty. **6,098** of these workers live in Illinois House District 10.²



In Illinois House District 10, **15,387** adults age 18-64 rely on Medicaid, which no longer provides them with critical dental services.³



In Illinois House District 10, **7,497** people lack affordable housing, meaning they pay more than 50% of their income toward housing.⁴



In Illinois, approximately **14,144** Illinoisans were homeless at least one night in 2012, including **1,905** families.⁵



In Illinois House District 10, **20,381** private sector workers do not have access to an employment based retirement savings program.⁶

1, 2, 3, 4. Social IMPACT Research Center's Analysis of the U.S. Census Bureau's 2008-2012 American Community Survey 5-year estimates.
5. National Alliance to End Homelessness (2013). The state of homelessness in America 2013. Washington, DC: Author.
6. Cowen, Spencer, 2012. Coming Up Short: The Scope of Retirement Insecurity Among Illinois Workers, Woodstock Institute.

According to federal guidelines, families are considered to be living in poverty when their yearly income falls below the Federal Poverty Threshold.

In Illinois, **1.85 million** residents are living in poverty. At least **820,000** are living in extreme poverty.

2012 Federal Annual Income Poverty Thresholds

Family Size	Extreme Poverty (0%-49% FPL)	Poverty (0%-99% FPL)	Low-Income (100%-199% FPL)
	\$5,860	\$11,720	\$23,440
	\$7,469	\$14,937	\$29,874
	\$9,142	\$18,284	\$36,568
	\$11,746	\$23,492	\$46,984

Poverty deprives your constituents of their dignity and undermines their basic human rights. Together we can work to end poverty in Illinois.

For more information contact:
Kim Drew • Policy Associate
Heartland Alliance for Human Needs & Human Rights
33 W. Grand, Suite 500 • Chicago, IL 60654
312.870.4948 • kdrew@heartlandalliance.org
www.heartlandalliance.org

Extreme Poverty in Illinois House District 11

Extreme poverty affects thousands of individuals in Illinois House District 11



In Illinois House District 11, **11,080** people are living in poverty. **6,205** of these individuals are living in extreme poverty.¹



Across the state, **502,778** Illinoisans are employed yet still live in poverty. **5,475** of these workers live in Illinois House District 11.²



In Illinois House District 11, **2,973** adults age 18-64 rely on Medicaid, which no longer provides them with critical dental services.³



In Illinois House District 11, **4,949** people lack affordable housing, meaning they pay more than 50% of their income toward housing.⁴



In Illinois, approximately **14,144** Illinoisans were homeless at least one night in 2012, including **1,905** families.⁵



In Illinois House District 11, **29,192** private sector workers do not have access to an employment based retirement savings program.⁶

1, 2, 3, 4. Social IMPACT Research Center's Analysis of the U.S. Census Bureau's 2008-2012 American Community Survey 5-year estimates.
5. National Alliance to End Homelessness (2013). The state of homelessness in America 2013. Washington, DC: Author.
6. Cowen, Spencer, 2012. Coming Up Short: The Scope of Retirement Insecurity Among Illinois Workers, Woodstock Institute.

According to federal guidelines, families are considered to be living in poverty when their yearly income falls below the Federal Poverty Threshold.

In Illinois, **1.85 million** residents are living in poverty. At least **820,000** are living in extreme poverty.

2012 Federal Annual Income Poverty Thresholds

Family Size	Extreme Poverty (0%-49% FPL)	Poverty (0%-99% FPL)	Low-Income (100%-199% FPL)
	\$5,860	\$11,720	\$23,440
	\$7,469	\$14,937	\$29,874
	\$9,142	\$18,284	\$36,568
	\$11,746	\$23,492	\$46,984

Poverty deprives your constituents of their dignity and undermines their basic human rights. Together we can work to end poverty in Illinois.

For more information contact:
Kim Drew • Policy Associate
Heartland Alliance for Human Needs & Human Rights
33 W. Grand, Suite 500 • Chicago, IL 60654
312.870.4948 • kdrew@heartlandalliance.org
www.heartlandalliance.org

Extreme Poverty in Illinois House District 12

Extreme poverty affects thousands of individuals in Illinois House District 12



In Illinois House District 12, **13,171** people are living in poverty. **6,884** of these individuals are living in extreme poverty.¹



Across the state, **502,778** Illinoisans are employed yet still live in poverty. **7,381** of these workers live in Illinois House District 12.²



In Illinois House District 12, **2,925** adults age 18-64 rely on Medicaid, which no longer provides them with critical dental services.³



In Illinois House District 12, **7,934** people lack affordable housing, meaning they pay more than 50% of their income toward housing.⁴



In Illinois, approximately **14,144** Illinoisans were homeless at least one night in 2012, including **1,905** families.⁵



In Illinois House District 12, **31,863** private sector workers do not have access to an employment based retirement savings program.⁶

1, 2, 3, 4. Social IMPACT Research Center's Analysis of the U.S. Census Bureau's 2008-2012 American Community Survey 5-year estimates.
5. National Alliance to End Homelessness (2013). The state of homelessness in America 2013. Washington, DC: Author.
6. Cowen, Spencer, 2012. Coming Up Short: The Scope of Retirement Insecurity Among Illinois Workers, Woodstock Institute.

According to federal guidelines, families are considered to be living in poverty when their yearly income falls below the Federal Poverty Threshold.

In Illinois, **1.85 million** residents are living in poverty. At least **820,000** are living in extreme poverty.

2012 Federal Annual Income Poverty Thresholds


Family Size	Extreme Poverty (0%-49% FPL)	Poverty (0%-99% FPL)	Low-Income (100%-199% FPL)
	\$5,860	\$11,720	\$23,440
	\$7,469	\$14,937	\$29,874
	\$9,142	\$18,284	\$36,568
	\$11,746	\$23,492	\$46,984

Poverty deprives your constituents of their dignity and undermines their basic human rights. Together we can work to end poverty in Illinois.

For more information contact:
Kim Drew • Policy Associate
Heartland Alliance for Human Needs & Human Rights
33 W. Grand, Suite 500 • Chicago, IL 60654
312.870.4948 • kdrew@heartlandalliance.org
www.heartlandalliance.org

Extreme Poverty in Illinois House District 13

Extreme poverty affects thousands of individuals in Illinois House District 13



In Illinois House District 13, **20,909** people are living in poverty. **8,469** of these individuals are living in extreme poverty.¹



Across the state, **502,778** Illinoisans are employed yet still live in poverty. **6,866** of these workers live in Illinois House District 13.²



In Illinois House District 13, **8,798** adults age 18-64 rely on Medicaid, which no longer provides them with critical dental services.³



In Illinois House District 13, **8,146** people lack affordable housing, meaning they pay more than 50% of their income toward housing.⁴



In Illinois, approximately **14,144** Illinoisans were homeless at least one night in 2012, including **1,905** families.⁵



In Illinois House District 13, **25,530** private sector workers do not have access to an employment based retirement savings program.⁶

1, 2, 3, 4. Social IMPACT Research Center's Analysis of the U.S. Census Bureau's 2008-2012 American Community Survey 5-year estimates.
5. National Alliance to End Homelessness (2013). The state of homelessness in America 2013. Washington, DC: Author.
6. Cowen, Spencer, 2012. Coming Up Short: The Scope of Retirement Insecurity Among Illinois Workers, Woodstock Institute.

According to federal guidelines, families are considered to be living in poverty when their yearly income falls below the Federal Poverty Threshold.

In Illinois, **1.85 million** residents are living in poverty. At least **820,000** are living in extreme poverty.

2012 Federal Annual Income Poverty Thresholds

Family Size	Extreme Poverty (0%-49% FPL)	Poverty (0%-99% FPL)	Low-Income (100%-199% FPL)
	\$5,860	\$11,720	\$23,440
	\$7,469	\$14,937	\$29,874
	\$9,142	\$18,284	\$36,568
	\$11,746	\$23,492	\$46,984

Poverty deprives your constituents of their dignity and undermines their basic human rights. Together we can work to end poverty in Illinois.

For more information contact:
Kim Drew • Policy Associate
Heartland Alliance for Human Needs & Human Rights
33 W. Grand, Suite 500 • Chicago, IL 60654
312.870.4948 • kdrew@heartlandalliance.org
www.heartlandalliance.org

Extreme Poverty in Illinois House District 14

Extreme poverty affects thousands of individuals in Illinois House District 14



In Illinois House District 14, **24,572** people are living in poverty. **11,182** of these individuals are living in extreme poverty.¹



Across the state, **502,778** Illinoisans are employed yet still live in poverty. **8,857** of these workers live in Illinois House District 14.²



In Illinois House District 14, **8,317** adults age 18-64 rely on Medicaid, which no longer provides them with critical dental services.³



In Illinois House District 14, **9,699** people lack affordable housing, meaning they pay more than 50% of their income toward housing.⁴



In Illinois, approximately **14,144** Illinoisans were homeless at least one night in 2012, including **1,905** families.⁵



In Illinois House District 14, **25,714** private sector workers do not have access to an employment based retirement savings program.⁶

1, 2, 3, 4. Social IMPACT Research Center's Analysis of the U.S. Census Bureau's 2008-2012 American Community Survey 5-year estimates.
5. National Alliance to End Homelessness (2013). The state of homelessness in America 2013. Washington, DC: Author.
6. Cowen, Spencer, 2012. Coming Up Short: The Scope of Retirement Insecurity Among Illinois Workers, Woodstock Institute.

According to federal guidelines, families are considered to be living in poverty when their yearly income falls below the Federal Poverty Threshold.

In Illinois, **1.85 million** residents are living in poverty. At least **820,000** are living in extreme poverty.

2012 Federal Annual Income Poverty Thresholds

Family Size	Extreme Poverty (0%-49% FPL)	Poverty (0%-99% FPL)	Low-Income (100%-199% FPL)
	\$5,860	\$11,720	\$23,440
	\$7,469	\$14,937	\$29,874
	\$9,142	\$18,284	\$36,568
	\$11,746	\$23,492	\$46,984

Poverty deprives your constituents of their dignity and undermines their basic human rights. Together we can work to end poverty in Illinois.

For more information contact:
Kim Drew • Policy Associate
Heartland Alliance for Human Needs & Human Rights
33 W. Grand, Suite 500 • Chicago, IL 60654
312.870.4948 • kdrew@heartlandalliance.org
www.heartlandalliance.org

Extreme Poverty in Illinois House District 15

Extreme poverty affects thousands of individuals in Illinois House District 15



In Illinois House District 15, **10,664** people are living in poverty. **3,989** of these individuals are living in extreme poverty.¹



Across the state, **502,778** Illinoisans are employed yet still live in poverty. **2,955** of these workers live in Illinois House District 15.²



In Illinois House District 15, **5,906** adults age 18-64 rely on Medicaid, which no longer provides them with critical dental services.³



In Illinois House District 15, **2,612** people lack affordable housing, meaning they pay more than 50% of their income toward housing.⁴



In Illinois, approximately **14,144** Illinoisans were homeless at least one night in 2012, including **1,905** families.⁵



In Illinois House District 15, **23,687** private sector workers do not have access to an employment based retirement savings program.⁶

1, 2, 3, 4. Social IMPACT Research Center's Analysis of the U.S. Census Bureau's 2008-2012 American Community Survey 5-year estimates.
5. National Alliance to End Homelessness (2013). The state of homelessness in America 2013. Washington, DC: Author.
6. Cowen, Spencer, 2012. Coming Up Short: The Scope of Retirement Insecurity Among Illinois Workers, Woodstock Institute.

According to federal guidelines, families are considered to be living in poverty when their yearly income falls below the Federal Poverty Threshold.

In Illinois, **1.85 million** residents are living in poverty. At least **820,000** are living in extreme poverty.

2012 Federal Annual Income Poverty Thresholds

Family Size	Extreme Poverty (0%-49% FPL)	Poverty (0%-99% FPL)	Low-Income (100%-199% FPL)
	\$5,860	\$11,720	\$23,440
	\$7,469	\$14,937	\$29,874
	\$9,142	\$18,284	\$36,568
	\$11,746	\$23,492	\$46,984

Poverty deprives your constituents of their dignity and undermines their basic human rights. Together we can work to end poverty in Illinois.

For more information contact:
Kim Drew • Policy Associate
Heartland Alliance for Human Needs & Human Rights
33 W. Grand, Suite 500 • Chicago, IL 60654
312.870.4948 • kdrew@heartlandalliance.org
www.heartlandalliance.org

Extreme Poverty in Illinois House District 16

Extreme poverty affects thousands of individuals in Illinois House District 16



In Illinois House District 16, **15,800** people are living in poverty. **6,052** of these individuals are living in extreme poverty.¹



Across the state, **502,778** Illinoisans are employed yet still live in poverty. **4,097** of these workers live in Illinois House District 16.²



In Illinois House District 16, **8,460** adults age 18-64 rely on Medicaid, which no longer provides them with critical dental services.³



In Illinois House District 16, **3,934** people lack affordable housing, meaning they pay more than 50% of their income toward housing.⁴



In Illinois, approximately **14,144** Illinoisans were homeless at least one night in 2012, including **1,905** families.⁵



In Illinois House District 16, **22,498** private sector workers do not have access to an employment based retirement savings program.⁶

1, 2, 3, 4. Social IMPACT Research Center's Analysis of the U.S. Census Bureau's 2008-2012 American Community Survey 5-year estimates.
5. National Alliance to End Homelessness (2013). The state of homelessness in America 2013. Washington, DC: Author.
6. Cowen, Spencer, 2012. Coming Up Short: The Scope of Retirement Insecurity Among Illinois Workers, Woodstock Institute.

According to federal guidelines, families are considered to be living in poverty when their yearly income falls below the Federal Poverty Threshold.

In Illinois, **1.85 million** residents are living in poverty. At least **820,000** are living in extreme poverty.

2012 Federal Annual Income Poverty Thresholds


Family Size	Extreme Poverty (0%-49% FPL)	Poverty (0%-99% FPL)	Low-Income (100%-199% FPL)
	\$5,860	\$11,720	\$23,440
	\$7,469	\$14,937	\$29,874
	\$9,142	\$18,284	\$36,568
	\$11,746	\$23,492	\$46,984

Poverty deprives your constituents of their dignity and undermines their basic human rights. Together we can work to end poverty in Illinois.

For more information contact:
Kim Drew • Policy Associate
Heartland Alliance for Human Needs & Human Rights
33 W. Grand, Suite 500 • Chicago, IL 60654
312.870.4948 • kdrew@heartlandalliance.org
www.heartlandalliance.org

Extreme Poverty in Illinois House District 17

Extreme poverty affects thousands of individuals in Illinois House District 17



In Illinois House District 17, **6,478** people are living in poverty. **2,958** of these individuals are living in extreme poverty.¹



Across the state, **502,778** Illinoisans are employed yet still live in poverty. **1,410** of these workers live in Illinois House District 17.²



In Illinois House District 17, **3,496** adults age 18-64 rely on Medicaid, which no longer provides them with critical dental services.³



In Illinois House District 17, **2,318** people lack affordable housing, meaning they pay more than 50% of their income toward housing.⁴



In Illinois, approximately **14,144** Illinoisans were homeless at least one night in 2012, including **1,905** families.⁵



In Illinois House District 17, **24,259** private sector workers do not have access to an employment based retirement savings program.⁶

1, 2, 3, 4. Social IMPACT Research Center's Analysis of the U.S. Census Bureau's 2008-2012 American Community Survey 5-year estimates.
5. National Alliance to End Homelessness (2013). The state of homelessness in America 2013. Washington, DC: Author.
6. Cowen, Spencer, 2012. Coming Up Short: The Scope of Retirement Insecurity Among Illinois Workers, Woodstock Institute.

According to federal guidelines, families are considered to be living in poverty when their yearly income falls below the Federal Poverty Threshold.

In Illinois, **1.85 million** residents are living in poverty. At least **820,000** are living in extreme poverty.

2012 Federal Annual Income Poverty Thresholds

Family Size	Extreme Poverty (0%-49% FPL)	Poverty (0%-99% FPL)	Low-Income (100%-199% FPL)
	\$5,860	\$11,720	\$23,440
	\$7,469	\$14,937	\$29,874
	\$9,142	\$18,284	\$36,568
	\$11,746	\$23,492	\$46,984

Poverty deprives your constituents of their dignity and undermines their basic human rights. Together we can work to end poverty in Illinois.

For more information contact:
Kim Drew • Policy Associate
Heartland Alliance for Human Needs & Human Rights
33 W. Grand, Suite 500 • Chicago, IL 60654
312.870.4948 • kdrew@heartlandalliance.org
www.heartlandalliance.org

Extreme Poverty in Illinois House District 18

Extreme poverty affects thousands of individuals in Illinois House District 18



In Illinois House District 18, **9,042** people are living in poverty. **5,393** of these individuals are living in extreme poverty.¹



Across the state, **502,778** Illinoisans are employed yet still live in poverty. **3,646** of these workers live in Illinois House District 18.²



In Illinois House District 18, **3,623** adults age 18-64 rely on Medicaid, which no longer provides them with critical dental services.³



In Illinois House District 18, **3,898** people lack affordable housing, meaning they pay more than 50% of their income toward housing.⁴



In Illinois, approximately **14,144** Illinoisans were homeless at least one night in 2012, including **1,905** families.⁵



In Illinois House District 18, **22,433** private sector workers do not have access to an employment based retirement savings program.⁶

1, 2, 3, 4. Social IMPACT Research Center's Analysis of the U.S. Census Bureau's 2008-2012 American Community Survey 5-year estimates.
5. National Alliance to End Homelessness (2013). The state of homelessness in America 2013. Washington, DC: Author.
6. Cowen, Spencer, 2012. Coming Up Short: The Scope of Retirement Insecurity Among Illinois Workers, Woodstock Institute.

According to federal guidelines, families are considered to be living in poverty when their yearly income falls below the Federal Poverty Threshold.

In Illinois, **1.85 million** residents are living in poverty. At least **820,000** are living in extreme poverty.

2012 Federal Annual Income Poverty Thresholds

Family Size	Extreme Poverty (0%-49% FPL)	Poverty (0%-99% FPL)	Low-Income (100%-199% FPL)
	\$5,860	\$11,720	\$23,440
	\$7,469	\$14,937	\$29,874
	\$9,142	\$18,284	\$36,568
	\$11,746	\$23,492	\$46,984

Poverty deprives your constituents of their dignity and undermines their basic human rights. Together we can work to end poverty in Illinois.

For more information contact:
Kim Drew • Policy Associate
Heartland Alliance for Human Needs & Human Rights
33 W. Grand, Suite 500 • Chicago, IL 60654
312.870.4948 • kdrew@heartlandalliance.org
www.heartlandalliance.org

Extreme Poverty in Illinois House District 19

Extreme poverty affects thousands of individuals in Illinois House District 19



In Illinois House District 19, **11,038** people are living in poverty. **4,860** of these individuals are living in extreme poverty.¹



Across the state, **502,778** Illinoisans are employed yet still live in poverty. **2,778** of these workers live in Illinois House District 19.²




In Illinois House District 19, **7,068** adults age 18-64 rely on Medicaid, which no longer provides them with critical dental services.³



In Illinois House District 19, **3,165** people lack affordable housing, meaning they pay more than 50% of their income toward housing.⁴



In Illinois, approximately **14,144** Illinoisans were homeless at least one night in 2012, including **1,905** families.⁵



In Illinois House District 19, **24,305** private sector workers do not have access to an employment based retirement savings program.⁶

1, 2, 3, 4. Social IMPACT Research Center's Analysis of the U.S. Census Bureau's 2008-2012 American Community Survey 5-year estimates.
5. National Alliance to End Homelessness (2013). The state of homelessness in America 2013. Washington, DC: Author.
6. Cowen, Spencer, 2012. Coming Up Short: The Scope of Retirement Insecurity Among Illinois Workers, Woodstock Institute.

According to federal guidelines, families are considered to be living in poverty when their yearly income falls below the Federal Poverty Threshold.

In Illinois, **1.85 million** residents are living in poverty. At least **820,000** are living in extreme poverty.

2012 Federal Annual Income Poverty Thresholds

Family Size	Extreme Poverty (0%-49% FPL)	Poverty (0%-99% FPL)	Low-Income (100%-199% FPL)
	\$5,860	\$11,720	\$23,440
	\$7,469	\$14,937	\$29,874
	\$9,142	\$18,284	\$36,568
	\$11,746	\$23,492	\$46,984

Poverty deprives your constituents of their dignity and undermines their basic human rights. Together we can work to end poverty in Illinois.

For more information contact:
Kim Drew • Policy Associate
Heartland Alliance for Human Needs & Human Rights
33 W. Grand, Suite 500 • Chicago, IL 60654
312.870.4948 • kdrew@heartlandalliance.org
www.heartlandalliance.org

Extreme Poverty in Illinois House District 20

Extreme poverty affects thousands of individuals in Illinois House District 20



In Illinois House District 20, **8,484** people are living in poverty. **3,664** of these individuals are living in extreme poverty.¹



Across the state, **502,778** Illinoisans are employed yet still live in poverty. **2,089** of these workers live in Illinois House District 20.²



In Illinois House District 20, **5,258** adults age 18-64 rely on Medicaid, which no longer provides them with critical dental services.³



In Illinois House District 20, **2,634** people lack affordable housing, meaning they pay more than 50% of their income toward housing.⁴



In Illinois, approximately **14,144** Illinoisans were homeless at least one night in 2012, including **1,905** families.⁵



In Illinois House District 20, **24,312** private sector workers do not have access to an employment based retirement savings program.⁶

1, 2, 3, 4. Social IMPACT Research Center's Analysis of the U.S. Census Bureau's 2008-2012 American Community Survey 5-year estimates.
5. National Alliance to End Homelessness (2013). The state of homelessness in America 2013. Washington, DC: Author.
6. Cowen, Spencer, 2012. Coming Up Short: The Scope of Retirement Insecurity Among Illinois Workers, Woodstock Institute.

According to federal guidelines, families are considered to be living in poverty when their yearly income falls below the Federal Poverty Threshold.

In Illinois, **1.85 million** residents are living in poverty. At least **820,000** are living in extreme poverty.

2012 Federal Annual Income Poverty Thresholds


Family Size	Extreme Poverty (0%-49% FPL)	Poverty (0%-99% FPL)	Low-Income (100%-199% FPL)
	\$5,860	\$11,720	\$23,440
	\$7,469	\$14,937	\$29,874
	\$9,142	\$18,284	\$36,568
	\$11,746	\$23,492	\$46,984

Poverty deprives your constituents of their dignity and undermines their basic human rights. Together we can work to end poverty in Illinois.

For more information contact:
Kim Drew • Policy Associate
Heartland Alliance for Human Needs & Human Rights
33 W. Grand, Suite 500 • Chicago, IL 60654
312.870.4948 • kdrew@heartlandalliance.org
www.heartlandalliance.org

Extreme Poverty in Illinois House District 21

Extreme poverty affects thousands of individuals in Illinois House District 21



In Illinois House District 21, **21,148** people are living in poverty. **7,655** of these individuals are living in extreme poverty.¹



Across the state, **502,778** Illinoisans are employed yet still live in poverty. **6,076** of these workers live in Illinois House District 21.²



In Illinois House District 21, **8,181** adults age 18-64 rely on Medicaid, which no longer provides them with critical dental services.³



In Illinois House District 21, **3,218** people lack affordable housing, meaning they pay more than 50% of their income toward housing.⁴



In Illinois, approximately **14,144** Illinoisans were homeless at least one night in 2012, including **1,905** families.⁵



In Illinois House District 21, **15,022** private sector workers do not have access to an employment based retirement savings program.⁶

1, 2, 3, 4. Social IMPACT Research Center's Analysis of the U.S. Census Bureau's 2008-2012 American Community Survey 5-year estimates.
5. National Alliance to End Homelessness (2013). The state of homelessness in America 2013. Washington, DC: Author.
6. Cowen, Spencer, 2012. Coming Up Short: The Scope of Retirement Insecurity Among Illinois Workers, Woodstock Institute.

According to federal guidelines, families are considered to be living in poverty when their yearly income falls below the Federal Poverty Threshold.

In Illinois, **1.85 million** residents are living in poverty. At least **820,000** are living in extreme poverty.

2012 Federal Annual Income Poverty Thresholds

Family Size	Extreme Poverty (0%-49% FPL)	Poverty (0%-99% FPL)	Low-Income (100%-199% FPL)
	\$5,860	\$11,720	\$23,440
	\$7,469	\$14,937	\$29,874
	\$9,142	\$18,284	\$36,568
	\$11,746	\$23,492	\$46,984

Poverty deprives your constituents of their dignity and undermines their basic human rights. Together we can work to end poverty in Illinois.

For more information contact:
Kim Drew • Policy Associate
Heartland Alliance for Human Needs & Human Rights
33 W. Grand, Suite 500 • Chicago, IL 60654
312.870.4948 • kdrew@heartlandalliance.org
www.heartlandalliance.org

Extreme Poverty in Illinois House District 22

Extreme poverty affects thousands of individuals in Illinois House District 22



In Illinois House District 22, **17,537** people are living in poverty. **6,698** of these individuals are living in extreme poverty.¹



Across the state, **502,778** Illinoisans are employed yet still live in poverty. **4,447** of these workers live in Illinois House District 22.²



In Illinois House District 22, **7,380** adults age 18-64 rely on Medicaid, which no longer provides them with critical dental services.³



In Illinois House District 22, **2,425** people lack affordable housing, meaning they pay more than 50% of their income toward housing.⁴



In Illinois, approximately **14,144** Illinoisans were homeless at least one night in 2012, including **1,905** families.⁵



In Illinois House District 22, **18,451** private sector workers do not have access to an employment based retirement savings program.⁶

1, 2, 3, 4. Social IMPACT Research Center's Analysis of the U.S. Census Bureau's 2008-2012 American Community Survey 5-year estimates.
5. National Alliance to End Homelessness (2013). The state of homelessness in America 2013. Washington, DC: Author.
6. Cowen, Spencer, 2012. Coming Up Short: The Scope of Retirement Insecurity Among Illinois Workers, Woodstock Institute.

According to federal guidelines, families are considered to be living in poverty when their yearly income falls below the Federal Poverty Threshold.

In Illinois, **1.85 million** residents are living in poverty. At least **820,000** are living in extreme poverty.

2012 Federal Annual Income Poverty Thresholds

Family Size	Extreme Poverty (0%-49% FPL)	Poverty (0%-99% FPL)	Low-Income (100%-199% FPL)
	\$5,860	\$11,720	\$23,440
	\$7,469	\$14,937	\$29,874
	\$9,142	\$18,284	\$36,568
	\$11,746	\$23,492	\$46,984

Poverty deprives your constituents of their dignity and undermines their basic human rights. Together we can work to end poverty in Illinois.

For more information contact:
Kim Drew • Policy Associate
Heartland Alliance for Human Needs & Human Rights
33 W. Grand, Suite 500 • Chicago, IL 60654
312.870.4948 • kdrew@heartlandalliance.org
www.heartlandalliance.org

Extreme Poverty in Illinois House District 23

Extreme poverty affects thousands of individuals in Illinois House District 23



In Illinois House District 23, **16,162** people are living in poverty. **6,376** of these individuals are living in extreme poverty.¹



Across the state, **502,778** Illinoisans are employed yet still live in poverty. **4,224** of these workers live in Illinois House District 23.²



In Illinois House District 23, **8,628** adults age 18-64 rely on Medicaid, which no longer provides them with critical dental services.³



In Illinois House District 23, **3,042** people lack affordable housing, meaning they pay more than 50% of their income toward housing.⁴



In Illinois, approximately **14,144** Illinoisans were homeless at least one night in 2012, including **1,905** families.⁵



In Illinois House District 23, **19,454** private sector workers do not have access to an employment based retirement savings program.⁶

1, 2, 3, 4. Social IMPACT Research Center's Analysis of the U.S. Census Bureau's 2008-2012 American Community Survey 5-year estimates.
5. National Alliance to End Homelessness (2013). The state of homelessness in America 2013. Washington, DC: Author.
6. Cowen, Spencer, 2012. Coming Up Short: The Scope of Retirement Insecurity Among Illinois Workers, Woodstock Institute.

According to federal guidelines, families are considered to be living in poverty when their yearly income falls below the Federal Poverty Threshold.

In Illinois, **1.85 million** residents are living in poverty. At least **820,000** are living in extreme poverty.

2012 Federal Annual Income Poverty Thresholds

Family Size	Extreme Poverty (0%-49% FPL)	Poverty (0%-99% FPL)	Low-Income (100%-199% FPL)
	\$5,860	\$11,720	\$23,440
	\$7,469	\$14,937	\$29,874
	\$9,142	\$18,284	\$36,568
	\$11,746	\$23,492	\$46,984

Poverty deprives your constituents of their dignity and undermines their basic human rights. Together we can work to end poverty in Illinois.

For more information contact:
Kim Drew • Policy Associate
Heartland Alliance for Human Needs & Human Rights
33 W. Grand, Suite 500 • Chicago, IL 60654
312.870.4948 • kdrew@heartlandalliance.org
www.heartlandalliance.org

Extreme Poverty in Illinois House District 24

Extreme poverty affects thousands of individuals in Illinois House District 24



In Illinois House District 24, **19,556** people are living in poverty. **6,278** of these individuals are living in extreme poverty.¹



Across the state, **502,778** Illinoisans are employed yet still live in poverty. **5,318** of these workers live in Illinois House District 24.²



In Illinois House District 24, **9,063** adults age 18-64 rely on Medicaid, which no longer provides them with critical dental services.³



In Illinois House District 24, **3,347** people lack affordable housing, meaning they pay more than 50% of their income toward housing.⁴



In Illinois, approximately **14,144** Illinoisans were homeless at least one night in 2012, including **1,905** families.⁵



In Illinois House District 24, **17,863** private sector workers do not have access to an employment based retirement savings program.⁶

1, 2, 3, 4. Social IMPACT Research Center's Analysis of the U.S. Census Bureau's 2008-2012 American Community Survey 5-year estimates.
5. National Alliance to End Homelessness (2013). The state of homelessness in America 2013. Washington, DC: Author.
6. Cowen, Spencer, 2012. Coming Up Short: The Scope of Retirement Insecurity Among Illinois Workers, Woodstock Institute.

According to federal guidelines, families are considered to be living in poverty when their yearly income falls below the Federal Poverty Threshold.

In Illinois, **1.85 million** residents are living in poverty. At least **820,000** are living in extreme poverty.

2012 Federal Annual Income Poverty Thresholds


Family Size	Extreme Poverty (0%-49% FPL)	Poverty (0%-99% FPL)	Low-Income (100%-199% FPL)
	\$5,860	\$11,720	\$23,440
	\$7,469	\$14,937	\$29,874
	\$9,142	\$18,284	\$36,568
	\$11,746	\$23,492	\$46,984

Poverty deprives your constituents of their dignity and undermines their basic human rights. Together we can work to end poverty in Illinois.

For more information contact:
Kim Drew • Policy Associate
Heartland Alliance for Human Needs & Human Rights
33 W. Grand, Suite 500 • Chicago, IL 60654
312.870.4948 • kdrew@heartlandalliance.org
www.heartlandalliance.org

Extreme Poverty in Illinois House District 25

Extreme poverty affects thousands of individuals in Illinois House District 25



In Illinois House District 25, **27,120** people are living in poverty. **14,193** of these individuals are living in extreme poverty.¹



Across the state, **502,778** Illinoisans are employed yet still live in poverty. **8,029** of these workers live in Illinois House District 25.²



In Illinois House District 25, **11,126** adults age 18-64 rely on Medicaid, which no longer provides them with critical dental services.³



In Illinois House District 25, **9,329** people lack affordable housing, meaning they pay more than 50% of their income toward housing.⁴



In Illinois, approximately **14,144** Illinoisans were homeless at least one night in 2012, including **1,905** families.⁵



In Illinois House District 25, **19,210** private sector workers do not have access to an employment based retirement savings program.⁶

1, 2, 3, 4. Social IMPACT Research Center's Analysis of the U.S. Census Bureau's 2008-2012 American Community Survey 5-year estimates.
5. National Alliance to End Homelessness (2013). The state of homelessness in America 2013. Washington, DC: Author.
6. Cowen, Spencer, 2012. Coming Up Short: The Scope of Retirement Insecurity Among Illinois Workers, Woodstock Institute.

According to federal guidelines, families are considered to be living in poverty when their yearly income falls below the Federal Poverty Threshold.

In Illinois, **1.85 million** residents are living in poverty. At least **820,000** are living in extreme poverty.

2012 Federal Annual Income Poverty Thresholds

Family Size	Extreme Poverty (0%-49% FPL)	Poverty (0%-99% FPL)	Low-Income (100%-199% FPL)
	\$5,860	\$11,720	\$23,440
	\$7,469	\$14,937	\$29,874
	\$9,142	\$18,284	\$36,568
	\$11,746	\$23,492	\$46,984

Poverty deprives your constituents of their dignity and undermines their basic human rights. Together we can work to end poverty in Illinois.


For more information contact:
Kim Drew • Policy Associate
Heartland Alliance for Human Needs & Human Rights
33 W. Grand, Suite 500 • Chicago, IL 60654
312.870.4948 • kdrew@heartlandalliance.org
www.heartlandalliance.org

HEARTLAND ALLIANCE

ENDING POVERTY

Extreme Poverty in Illinois House District 26

Extreme poverty affects thousands of individuals in Illinois House District 26



In Illinois House District 26, **25,722** people are living in poverty.

13,124 of these individuals are living in extreme poverty.¹



Across the state, **502,778** Illinoisans are employed yet still live in poverty.

6,572 of these workers live in Illinois House District 26.²



In Illinois House District 26, **11,913** adults age 18-64 rely on Medicaid, which no longer provides them with critical dental services.³



In Illinois House District 26, **9,317** people lack affordable housing, meaning they pay more than 50% of their income toward housing.⁴



In Illinois, approximately **14,144** Illinoisans were homeless at least one night in 2012, including **1,905** families.⁵



In Illinois House District 26, **19,743** private sector workers do not have access to an employment based retirement savings program.⁶

1, 2, 3, 4. Social IMPACT Research Center's Analysis of the U.S. Census Bureau's 2008-2012 American Community Survey 5-year estimates.
5. National Alliance to End Homelessness (2013). The state of homelessness in America 2013. Washington, DC: Author.
6. Cowen, Spencer, 2012. Coming Up Short: The Scope of Retirement Insecurity Among Illinois Workers, Woodstock Institute.

According to federal guidelines, families are considered to be living in poverty when their yearly income falls below the Federal Poverty Threshold.

In Illinois, **1.85 million** residents are living in poverty. At least **820,000** are living in extreme poverty.

2012 Federal Annual Income Poverty Thresholds

Family Size	Extreme Poverty (0%-49% FPL)	Poverty (0%-99% FPL)	Low-Income (100%-199% FPL)
	\$5,860	\$11,720	\$23,440
	\$7,469	\$14,937	\$29,874
	\$9,142	\$18,284	\$36,568
	\$11,746	\$23,492	\$46,984

Poverty deprives your constituents of their dignity and undermines their basic human rights. Together we can work to end poverty in Illinois.

For more information contact:
Kim Drew • Policy Associate
Heartland Alliance for Human Needs & Human Rights
33 W. Grand, Suite 500 • Chicago, IL 60654
312.870.4948 • kdrew@heartlandalliance.org
www.heartlandalliance.org

Extreme Poverty in Illinois House District 27

Extreme poverty affects thousands of individuals in Illinois House District 27



In Illinois House District 27, **15,417** people are living in poverty. **6,817** of these individuals are living in extreme poverty.¹



Across the state, **502,778** Illinoisans are employed yet still live in poverty. **3,180** of these workers live in Illinois House District 27.²



In Illinois House District 27, **10,796** adults age 18-64 rely on Medicaid, which no longer provides them with critical dental services.³



In Illinois House District 27, **3,309** people lack affordable housing, meaning they pay more than 50% of their income toward housing.⁴



In Illinois, approximately **14,144** Illinoisans were homeless at least one night in 2012, including **1,905** families.⁵



In Illinois House District 27, **19,673** private sector workers do not have access to an employment based retirement savings program.⁶

1, 2, 3, 4. Social IMPACT Research Center's Analysis of the U.S. Census Bureau's 2008-2012 American Community Survey 5-year estimates.
5. National Alliance to End Homelessness (2013). The state of homelessness in America 2013. Washington, DC: Author.
6. Cowen, Spencer, 2012. Coming Up Short: The Scope of Retirement Insecurity Among Illinois Workers, Woodstock Institute.

According to federal guidelines, families are considered to be living in poverty when their yearly income falls below the Federal Poverty Threshold.

In Illinois, **1.85 million** residents are living in poverty. At least **820,000** are living in extreme poverty.

2012 Federal Annual Income Poverty Thresholds

Family Size	Extreme Poverty (0%-49% FPL)	Poverty (0%-99% FPL)	Low-Income (100%-199% FPL)
	\$5,860	\$11,720	\$23,440
	\$7,469	\$14,937	\$29,874
	\$9,142	\$18,284	\$36,568
	\$11,746	\$23,492	\$46,984

Poverty deprives your constituents of their dignity and undermines their basic human rights. Together we can work to end poverty in Illinois.

For more information contact:
Kim Drew • Policy Associate
Heartland Alliance for Human Needs & Human Rights
33 W. Grand, Suite 500 • Chicago, IL 60654
312.870.4948 • kdrew@heartlandalliance.org
www.heartlandalliance.org

Extreme Poverty in Illinois House District 28

Extreme poverty affects thousands of individuals in Illinois House District 28



In Illinois House District 28, **21,670** people are living in poverty. **10,329** of these individuals are living in extreme poverty.¹



Across the state, **502,778** Illinoisans are employed yet still live in poverty. **4,220** of these workers live in Illinois House District 28.²



In Illinois House District 28, **12,989** adults age 18-64 rely on Medicaid, which no longer provides them with critical dental services.³



In Illinois House District 28, **4,319** people lack affordable housing, meaning they pay more than 50% of their income toward housing.⁴



In Illinois, approximately **14,144** Illinoisans were homeless at least one night in 2012, including **1,905** families.⁵



In Illinois House District 28, **19,099** private sector workers do not have access to an employment based retirement savings program.⁶

1, 2, 3, 4. Social IMPACT Research Center's Analysis of the U.S. Census Bureau's 2008-2012 American Community Survey 5-year estimates.
5. National Alliance to End Homelessness (2013). The state of homelessness in America 2013. Washington, DC: Author.
6. Cowen, Spencer, 2012. Coming Up Short: The Scope of Retirement Insecurity Among Illinois Workers, Woodstock Institute.

According to federal guidelines, families are considered to be living in poverty when their yearly income falls below the Federal Poverty Threshold.

In Illinois, **1.85 million** residents are living in poverty. At least **820,000** are living in extreme poverty.

2012 Federal Annual Income Poverty Thresholds


Family Size	Extreme Poverty (0%-49% FPL)	Poverty (0%-99% FPL)	Low-Income (100%-199% FPL)
	\$5,860	\$11,720	\$23,440
	\$7,469	\$14,937	\$29,874
	\$9,142	\$18,284	\$36,568
	\$11,746	\$23,492	\$46,984

Poverty deprives your constituents of their dignity and undermines their basic human rights. Together we can work to end poverty in Illinois.

For more information contact:
Kim Drew • Policy Associate
Heartland Alliance for Human Needs & Human Rights
33 W. Grand, Suite 500 • Chicago, IL 60654
312.870.4948 • kdrew@heartlandalliance.org
www.heartlandalliance.org

Extreme Poverty in Illinois House District 29

Extreme poverty affects thousands of individuals in Illinois House District 29



In Illinois House District 29, **17,644** people are living in poverty. **8,163** of these individuals are living in extreme poverty.¹



Across the state, **502,778** Illinoisans are employed yet still live in poverty. **4,380** of these workers live in Illinois House District 29.²



In Illinois House District 29, **11,319** adults age 18-64 rely on Medicaid, which no longer provides them with critical dental services.³



In Illinois House District 29, **3,711** people lack affordable housing, meaning they pay more than 50% of their income toward housing.⁴



In Illinois, approximately **14,144** Illinoisans were homeless at least one night in 2012, including **1,905** families.⁵



In Illinois House District 29, **18,464** private sector workers do not have access to an employment based retirement savings program.⁶

1, 2, 3, 4. Social IMPACT Research Center's Analysis of the U.S. Census Bureau's 2008-2012 American Community Survey 5-year estimates.
5. National Alliance to End Homelessness (2013). The state of homelessness in America 2013. Washington, DC: Author.
6. Cowen, Spencer, 2012. Coming Up Short: The Scope of Retirement Insecurity Among Illinois Workers, Woodstock Institute.

According to federal guidelines, families are considered to be living in poverty when their yearly income falls below the Federal Poverty Threshold.

In Illinois, **1.85 million** residents are living in poverty. At least **820,000** are living in extreme poverty.

2012 Federal Annual Income Poverty Thresholds

Family Size	Extreme Poverty (0%-49% FPL)	Poverty (0%-99% FPL)	Low-Income (100%-199% FPL)
	\$5,860	\$11,720	\$23,440
	\$7,469	\$14,937	\$29,874
	\$9,142	\$18,284	\$36,568
	\$11,746	\$23,492	\$46,984

Poverty deprives your constituents of their dignity and undermines their basic human rights. Together we can work to end poverty in Illinois.

For more information contact:
Kim Drew • Policy Associate
Heartland Alliance for Human Needs & Human Rights
33 W. Grand, Suite 500 • Chicago, IL 60654
312.870.4948 • kdrew@heartlandalliance.org
www.heartlandalliance.org

Extreme Poverty in Illinois House District 30

Extreme poverty affects thousands of individuals in Illinois House District 30



In Illinois House District 30, **23,149** people are living in poverty. **12,562** of these individuals are living in extreme poverty.¹



Across the state, **502,778** Illinoisans are employed yet still live in poverty. **4,723** of these workers live in Illinois House District 30.²



In Illinois House District 30, **12,741** adults age 18-64 rely on Medicaid, which no longer provides them with critical dental services.³



In Illinois House District 30, **4,148** people lack affordable housing, meaning they pay more than 50% of their income toward housing.⁴



In Illinois, approximately **14,144** Illinoisans were homeless at least one night in 2012, including **1,905** families.⁵



In Illinois House District 30, **18,408** private sector workers do not have access to an employment based retirement savings program.⁶

1, 2, 3, 4. Social IMPACT Research Center's Analysis of the U.S. Census Bureau's 2008-2012 American Community Survey 5-year estimates.
5. National Alliance to End Homelessness (2013). The state of homelessness in America 2013. Washington, DC: Author.
6. Cowen, Spencer, 2012. Coming Up Short: The Scope of Retirement Insecurity Among Illinois Workers, Woodstock Institute.

According to federal guidelines, families are considered to be living in poverty when their yearly income falls below the Federal Poverty Threshold.

In Illinois, **1.85 million** residents are living in poverty. At least **820,000** are living in extreme poverty.

2012 Federal Annual Income Poverty Thresholds

Family Size	Extreme Poverty (0%-49% FPL)	Poverty (0%-99% FPL)	Low-Income (100%-199% FPL)
	\$5,860	\$11,720	\$23,440
	\$7,469	\$14,937	\$29,874
	\$9,142	\$18,284	\$36,568
	\$11,746	\$23,492	\$46,984

Poverty deprives your constituents of their dignity and undermines their basic human rights. Together we can work to end poverty in Illinois.

For more information contact:
Kim Drew • Policy Associate
Heartland Alliance for Human Needs & Human Rights
33 W. Grand, Suite 500 • Chicago, IL 60654
312.870.4948 • kdrew@heartlandalliance.org
www.heartlandalliance.org

HEARTLAND ALLIANCE

ENDING POVERTY

Extreme Poverty in Illinois House District 31

Extreme poverty affects thousands of individuals in Illinois House District 31



In Illinois House District 31, **23,557** people are living in poverty.

12,962 of these individuals are living in extreme poverty.¹



Across the state, **502,778** Illinoisans are employed yet still live in poverty.

5,209 of these workers live in Illinois House District 31.²



In Illinois House District 31, **13,483** adults age 18-64 rely on Medicaid, which no longer provides them with critical dental services.³



In Illinois House District 31, **5,300** people lack affordable housing, meaning they pay more than 50% of their income toward housing.⁴



In Illinois, approximately **14,144** Illinoisans were homeless at least one night in 2012, including **1,905** families.⁵



In Illinois House District 31, **17,758** private sector workers do not have access to an employment based retirement savings program.⁶

1, 2, 3, 4. Social IMPACT Research Center's Analysis of the U.S. Census Bureau's 2008-2012 American Community Survey 5-year estimates.

5. National Alliance to End Homelessness (2013). The state of homelessness in America 2013. Washington, DC: Author.

6. Cowen, Spencer, 2012. Coming Up Short: The Scope of Retirement Insecurity Among Illinois Workers, Woodstock Institute.

According to federal guidelines, families are considered to be living in poverty when their yearly income falls below the Federal Poverty Threshold.

In Illinois, **1.85 million** residents are living in poverty. At least **820,000** are living in extreme poverty.

2012 Federal Annual Income Poverty Thresholds

Family Size	Extreme Poverty (0%-49% FPL)	Poverty (0%-99% FPL)	Low-Income (100%-199% FPL)
	\$5,860	\$11,720	\$23,440
	\$7,469	\$14,937	\$29,874
	\$9,142	\$18,284	\$36,568
	\$11,746	\$23,492	\$46,984

Poverty deprives your constituents of their dignity and undermines their basic human rights. Together we can work to end poverty in Illinois.

For more information contact:

Kim Drew • Policy Associate

Heartland Alliance for Human Needs & Human Rights

33 W. Grand, Suite 500 • Chicago, IL 60654

312.870.4948 • kdrew@heartlandalliance.org

www.heartlandalliance.org

Extreme Poverty in Illinois House District 32

Extreme poverty affects thousands of individuals in Illinois House District 32



In Illinois House District 32, **25,525** people are living in poverty. **13,068** of these individuals are living in extreme poverty.¹



Across the state, **502,778** Illinoisans are employed yet still live in poverty. **5,025** of these workers live in Illinois House District 32.²



In Illinois House District 32, **14,256** adults age 18-64 rely on Medicaid, which no longer provides them with critical dental services.³



In Illinois House District 32, **5,226** people lack affordable housing, meaning they pay more than 50% of their income toward housing.⁴



In Illinois, approximately **14,144** Illinoisans were homeless at least one night in 2012, including **1,905** families.⁵



In Illinois House District 32, **18,193** private sector workers do not have access to an employment based retirement savings program.⁶

1, 2, 3, 4. Social IMPACT Research Center's Analysis of the U.S. Census Bureau's 2008-2012 American Community Survey 5-year estimates.
5. National Alliance to End Homelessness (2013). The state of homelessness in America 2013. Washington, DC: Author.
6. Cowen, Spencer, 2012. Coming Up Short: The Scope of Retirement Insecurity Among Illinois Workers, Woodstock Institute.

According to federal guidelines, families are considered to be living in poverty when their yearly income falls below the Federal Poverty Threshold.

In Illinois, **1.85 million** residents are living in poverty. At least **820,000** are living in extreme poverty.

2012 Federal Annual Income Poverty Thresholds

Family Size	Extreme Poverty (0%-49% FPL)	Poverty (0%-99% FPL)	Low-Income (100%-199% FPL)
	\$5,860	\$11,720	\$23,440
	\$7,469	\$14,937	\$29,874
	\$9,142	\$18,284	\$36,568
	\$11,746	\$23,492	\$46,984

Poverty deprives your constituents of their dignity and undermines their basic human rights. Together we can work to end poverty in Illinois.

For more information contact:
Kim Drew • Policy Associate
Heartland Alliance for Human Needs & Human Rights
33 W. Grand, Suite 500 • Chicago, IL 60654
312.870.4948 • kdrew@heartlandalliance.org
www.heartlandalliance.org

Extreme Poverty in Illinois House District 33

Extreme poverty affects thousands of individuals in Illinois House District 33



In Illinois House District 33, **24,489** people are living in poverty. **11,870** of these individuals are living in extreme poverty.¹



Across the state, **502,778** Illinoisans are employed yet still live in poverty. **5,369** of these workers live in Illinois House District 33.²



In Illinois House District 33, **13,571** adults age 18-64 rely on Medicaid, which no longer provides them with critical dental services.³



In Illinois House District 33, **5,055** people lack affordable housing, meaning they pay more than 50% of their income toward housing.⁴



In Illinois, approximately **14,144** Illinoisans were homeless at least one night in 2012, including **1,905** families.⁵



In Illinois House District 33, **18,118** private sector workers do not have access to an employment based retirement savings program.⁶

1, 2, 3, 4. Social IMPACT Research Center's Analysis of the U.S. Census Bureau's 2008-2012 American Community Survey 5-year estimates.
5. National Alliance to End Homelessness (2013). The state of homelessness in America 2013. Washington, DC: Author.
6. Cowen, Spencer, 2012. Coming Up Short: The Scope of Retirement Insecurity Among Illinois Workers, Woodstock Institute.

According to federal guidelines, families are considered to be living in poverty when their yearly income falls below the Federal Poverty Threshold.

In Illinois, **1.85 million** residents are living in poverty. At least **820,000** are living in extreme poverty.

2012 Federal Annual Income Poverty Thresholds

Family Size	Extreme Poverty (0%-49% FPL)	Poverty (0%-99% FPL)	Low-Income (100%-199% FPL)
	\$5,860	\$11,720	\$23,440
	\$7,469	\$14,937	\$29,874
	\$9,142	\$18,284	\$36,568
	\$11,746	\$23,492	\$46,984

Poverty deprives your constituents of their dignity and undermines their basic human rights. Together we can work to end poverty in Illinois.

For more information contact:
Kim Drew • Policy Associate
Heartland Alliance for Human Needs & Human Rights
33 W. Grand, Suite 500 • Chicago, IL 60654
312.870.4948 • kdrew@heartlandalliance.org
www.heartlandalliance.org

Extreme Poverty in Illinois House District 34

Extreme poverty affects thousands of individuals in Illinois House District 34



In Illinois House District 34, **17,647** people are living in poverty. **7,582** of these individuals are living in extreme poverty.¹



Across the state, **502,778** Illinoisans are employed yet still live in poverty. **4,175** of these workers live in Illinois House District 34.²



In Illinois House District 34, **11,723** adults age 18-64 rely on Medicaid, which no longer provides them with critical dental services.³



In Illinois House District 34, **4,597** people lack affordable housing, meaning they pay more than 50% of their income toward housing.⁴



In Illinois, approximately **14,144** Illinoisans were homeless at least one night in 2012, including **1,905** families.⁵



In Illinois House District 34, **16,488** private sector workers do not have access to an employment based retirement savings program.⁶

1, 2, 3, 4. Social IMPACT Research Center's Analysis of the U.S. Census Bureau's 2008-2012 American Community Survey 5-year estimates.
5. National Alliance to End Homelessness (2013). The state of homelessness in America 2013. Washington, DC: Author.
6. Cowen, Spencer, 2012. Coming Up Short: The Scope of Retirement Insecurity Among Illinois Workers, Woodstock Institute.

According to federal guidelines, families are considered to be living in poverty when their yearly income falls below the Federal Poverty Threshold.

In Illinois, **1.85 million** residents are living in poverty. At least **820,000** are living in extreme poverty.

2012 Federal Annual Income Poverty Thresholds

Family Size	Extreme Poverty (0%-49% FPL)	Poverty (0%-99% FPL)	Low-Income (100%-199% FPL)
	\$5,860	\$11,720	\$23,440
	\$7,469	\$14,937	\$29,874
	\$9,142	\$18,284	\$36,568
	\$11,746	\$23,492	\$46,984

Poverty deprives your constituents of their dignity and undermines their basic human rights. Together we can work to end poverty in Illinois.

For more information contact:
Kim Drew • Policy Associate
Heartland Alliance for Human Needs & Human Rights
33 W. Grand, Suite 500 • Chicago, IL 60654
312.870.4948 • kdrew@heartlandalliance.org
www.heartlandalliance.org

Extreme Poverty in Illinois House District 35

Extreme poverty affects thousands of individuals in Illinois House District 35



In Illinois House District 35, **7,736** people are living in poverty. **3,171** of these individuals are living in extreme poverty.¹



Across the state, **502,778** Illinoisans are employed yet still live in poverty. **2,026** of these workers live in Illinois House District 35.²



In Illinois House District 35, **5,965** adults age 18-64 rely on Medicaid, which no longer provides them with critical dental services.³



In Illinois House District 35, **1,831** people lack affordable housing, meaning they pay more than 50% of their income toward housing.⁴



In Illinois, approximately **14,144** Illinoisans were homeless at least one night in 2012, including **1,905** families.⁵



In Illinois House District 35, **23,342** private sector workers do not have access to an employment based retirement savings program.⁶

1, 2, 3, 4. Social IMPACT Research Center's Analysis of the U.S. Census Bureau's 2008-2012 American Community Survey 5-year estimates.
5. National Alliance to End Homelessness (2013). The state of homelessness in America 2013. Washington, DC: Author.
6. Cowen, Spencer, 2012. Coming Up Short: The Scope of Retirement Insecurity Among Illinois Workers, Woodstock Institute.

According to federal guidelines, families are considered to be living in poverty when their yearly income falls below the Federal Poverty Threshold.

In Illinois, **1.85 million** residents are living in poverty. At least **820,000** are living in extreme poverty.

2012 Federal Annual Income Poverty Thresholds

Family Size	Extreme Poverty (0%-49% FPL)	Poverty (0%-99% FPL)	Low-Income (100%-199% FPL)
	\$5,860	\$11,720	\$23,440
	\$7,469	\$14,937	\$29,874
	\$9,142	\$18,284	\$36,568
	\$11,746	\$23,492	\$46,984

Poverty deprives your constituents of their dignity and undermines their basic human rights. Together we can work to end poverty in Illinois.

For more information contact:
Kim Drew • Policy Associate
Heartland Alliance for Human Needs & Human Rights
33 W. Grand, Suite 500 • Chicago, IL 60654
312.870.4948 • kdrew@heartlandalliance.org
www.heartlandalliance.org

Extreme Poverty in Illinois House District 36

Extreme poverty affects thousands of individuals in Illinois House District 36



In Illinois House District 36, **8,621** people are living in poverty. **4,261** of these individuals are living in extreme poverty.¹



Across the state, **502,778** Illinoisans are employed yet still live in poverty. **2,320** of these workers live in Illinois House District 36.²



In Illinois House District 36, **6,834** adults age 18-64 rely on Medicaid, which no longer provides them with critical dental services.³



In Illinois House District 36, **2,181** people lack affordable housing, meaning they pay more than 50% of their income toward housing.⁴



In Illinois, approximately **14,144** Illinoisans were homeless at least one night in 2012, including **1,905** families.⁵



In Illinois House District 36, **21,575** private sector workers do not have access to an employment based retirement savings program.⁶

1, 2, 3, 4. Social IMPACT Research Center's Analysis of the U.S. Census Bureau's 2008-2012 American Community Survey 5-year estimates.
5. National Alliance to End Homelessness (2013). The state of homelessness in America 2013. Washington, DC: Author.
6. Cowen, Spencer, 2012. Coming Up Short: The Scope of Retirement Insecurity Among Illinois Workers, Woodstock Institute.

According to federal guidelines, families are considered to be living in poverty when their yearly income falls below the Federal Poverty Threshold.

In Illinois, **1.85 million** residents are living in poverty. At least **820,000** are living in extreme poverty.

2012 Federal Annual Income Poverty Thresholds


Family Size	Extreme Poverty (0%-49% FPL)	Poverty (0%-99% FPL)	Low-Income (100%-199% FPL)
	\$5,860	\$11,720	\$23,440
	\$7,469	\$14,937	\$29,874
	\$9,142	\$18,284	\$36,568
	\$11,746	\$23,492	\$46,984

Poverty deprives your constituents of their dignity and undermines their basic human rights. Together we can work to end poverty in Illinois.

For more information contact:
Kim Drew • Policy Associate
Heartland Alliance for Human Needs & Human Rights
33 W. Grand, Suite 500 • Chicago, IL 60654
312.870.4948 • kdrew@heartlandalliance.org
www.heartlandalliance.org

Extreme Poverty in Illinois House District 37

Extreme poverty affects thousands of individuals in Illinois House District 37



In Illinois House District 37, **3,203** people are living in poverty. **1,204** of these individuals are living in extreme poverty.¹



Across the state, **502,778** Illinoisans are employed yet still live in poverty. **847** of these workers live in Illinois House District 37.²



In Illinois House District 37, **3,708** adults age 18-64 rely on Medicaid, which no longer provides them with critical dental services.³



In Illinois House District 37, **327** people lack affordable housing, meaning they pay more than 50% of their income toward housing.⁴



In Illinois, approximately **14,144** Illinoisans were homeless at least one night in 2012, including **1,905** families.⁵



In Illinois House District 37, **25,122** private sector workers do not have access to an employment based retirement savings program.⁶

1, 2, 3, 4. Social IMPACT Research Center's Analysis of the U.S. Census Bureau's 2008-2012 American Community Survey 5-year estimates.
5. National Alliance to End Homelessness (2013). The state of homelessness in America 2013. Washington, DC: Author.
6. Cowen, Spencer, 2012. Coming Up Short: The Scope of Retirement Insecurity Among Illinois Workers, Woodstock Institute.

According to federal guidelines, families are considered to be living in poverty when their yearly income falls below the Federal Poverty Threshold.

In Illinois, **1.85 million** residents are living in poverty. At least **820,000** are living in extreme poverty.

2012 Federal Annual Income Poverty Thresholds

Family Size	Extreme Poverty (0%-49% FPL)	Poverty (0%-99% FPL)	Low-Income (100%-199% FPL)
	\$5,860	\$11,720	\$23,440
	\$7,469	\$14,937	\$29,874
	\$9,142	\$18,284	\$36,568
	\$11,746	\$23,492	\$46,984

Poverty deprives your constituents of their dignity and undermines their basic human rights. Together we can work to end poverty in Illinois.

For more information contact:
Kim Drew • Policy Associate
Heartland Alliance for Human Needs & Human Rights
33 W. Grand, Suite 500 • Chicago, IL 60654
312.870.4948 • kdrew@heartlandalliance.org
www.heartlandalliance.org

Extreme Poverty in Illinois House District 38

Extreme poverty affects thousands of individuals in Illinois House District 38



In Illinois House District 38, **10,821** people are living in poverty. **4,877** of these individuals are living in extreme poverty.¹



Across the state, **502,778** Illinoisans are employed yet still live in poverty. **2,701** of these workers live in Illinois House District 38.²



In Illinois House District 38, **8,724** adults age 18-64 rely on Medicaid, which no longer provides them with critical dental services.³



In Illinois House District 38, **3,056** people lack affordable housing, meaning they pay more than 50% of their income toward housing.⁴



In Illinois, approximately **14,144** Illinoisans were homeless at least one night in 2012, including **1,905** families.⁵



In Illinois House District 38, **20,089** private sector workers do not have access to an employment based retirement savings program.⁶

1, 2, 3, 4. Social IMPACT Research Center's Analysis of the U.S. Census Bureau's 2008-2012 American Community Survey 5-year estimates.
5. National Alliance to End Homelessness (2013). The state of homelessness in America 2013. Washington, DC: Author.
6. Cowen, Spencer, 2012. Coming Up Short: The Scope of Retirement Insecurity Among Illinois Workers, Woodstock Institute.

According to federal guidelines, families are considered to be living in poverty when their yearly income falls below the Federal Poverty Threshold.

In Illinois, **1.85 million** residents are living in poverty. At least **820,000** are living in extreme poverty.

2012 Federal Annual Income Poverty Thresholds

Family Size	Extreme Poverty (0%-49% FPL)	Poverty (0%-99% FPL)	Low-Income (100%-199% FPL)
	\$5,860	\$11,720	\$23,440
	\$7,469	\$14,937	\$29,874
	\$9,142	\$18,284	\$36,568
	\$11,746	\$23,492	\$46,984

Poverty deprives your constituents of their dignity and undermines their basic human rights. Together we can work to end poverty in Illinois.

For more information contact:
Kim Drew • Policy Associate
Heartland Alliance for Human Needs & Human Rights
33 W. Grand, Suite 500 • Chicago, IL 60654
312.870.4948 • kdrew@heartlandalliance.org
www.heartlandalliance.org

Extreme Poverty in Illinois House District 39

Extreme poverty affects thousands of individuals in Illinois House District 39



In Illinois House District 39, **18,007** people are living in poverty. **6,903** of these individuals are living in extreme poverty.¹



Across the state, **502,778** Illinoisans are employed yet still live in poverty. **5,461** of these workers live in Illinois House District 39.²



In Illinois House District 39, **10,504** adults age 18-64 rely on Medicaid, which no longer provides them with critical dental services.³



In Illinois House District 39, **5,022** people lack affordable housing, meaning they pay more than 50% of their income toward housing.⁴



In Illinois, approximately **14,144** Illinoisans were homeless at least one night in 2012, including **1,905** families.⁵



In Illinois House District 39, **21,360** private sector workers do not have access to an employment based retirement savings program.⁶

1, 2, 3, 4. Social IMPACT Research Center's Analysis of the U.S. Census Bureau's 2008-2012 American Community Survey 5-year estimates.
5. National Alliance to End Homelessness (2013). The state of homelessness in America 2013. Washington, DC: Author.
6. Cowen, Spencer, 2012. Coming Up Short: The Scope of Retirement Insecurity Among Illinois Workers, Woodstock Institute.

According to federal guidelines, families are considered to be living in poverty when their yearly income falls below the Federal Poverty Threshold.

In Illinois, **1.85 million** residents are living in poverty. At least **820,000** are living in extreme poverty.

2012 Federal Annual Income Poverty Thresholds

Family Size	Extreme Poverty (0%-49% FPL)	Poverty (0%-99% FPL)	Low-Income (100%-199% FPL)
	\$5,860	\$11,720	\$23,440
	\$7,469	\$14,937	\$29,874
	\$9,142	\$18,284	\$36,568
	\$11,746	\$23,492	\$46,984

Poverty deprives your constituents of their dignity and undermines their basic human rights. Together we can work to end poverty in Illinois.

For more information contact:
Kim Drew • Policy Associate
Heartland Alliance for Human Needs & Human Rights
33 W. Grand, Suite 500 • Chicago, IL 60654
312.870.4948 • kdrew@heartlandalliance.org
www.heartlandalliance.org

Extreme Poverty in Illinois House District 40

Extreme poverty affects thousands of individuals in Illinois House District 40



In Illinois House District 40, **20,713** people are living in poverty. **7,327** of these individuals are living in extreme poverty.¹



Across the state, **502,778** Illinoisans are employed yet still live in poverty. **6,904** of these workers live in Illinois House District 40.²



In Illinois House District 40, **7,733** adults age 18-64 rely on Medicaid, which no longer provides them with critical dental services.³



In Illinois House District 40, **5,314** people lack affordable housing, meaning they pay more than 50% of their income toward housing.⁴



In Illinois, approximately **14,144** Illinoisans were homeless at least one night in 2012, including **1,905** families.⁵



In Illinois House District 40, **21,970** private sector workers do not have access to an employment based retirement savings program.⁶

1, 2, 3, 4. Social IMPACT Research Center's Analysis of the U.S. Census Bureau's 2008-2012 American Community Survey 5-year estimates.
5. National Alliance to End Homelessness (2013). The state of homelessness in America 2013. Washington, DC: Author.
6. Cowen, Spencer, 2012. Coming Up Short: The Scope of Retirement Insecurity Among Illinois Workers, Woodstock Institute.

According to federal guidelines, families are considered to be living in poverty when their yearly income falls below the Federal Poverty Threshold.

In Illinois, **1.85 million** residents are living in poverty. At least **820,000** are living in extreme poverty.

2012 Federal Annual Income Poverty Thresholds


Family Size	Extreme Poverty (0%-49% FPL)	Poverty (0%-99% FPL)	Low-Income (100%-199% FPL)
	\$5,860	\$11,720	\$23,440
	\$7,469	\$14,937	\$29,874
	\$9,142	\$18,284	\$36,568
	\$11,746	\$23,492	\$46,984

Poverty deprives your constituents of their dignity and undermines their basic human rights. Together we can work to end poverty in Illinois.

For more information contact:
Kim Drew • Policy Associate
Heartland Alliance for Human Needs & Human Rights
33 W. Grand, Suite 500 • Chicago, IL 60654
312.870.4948 • kdrew@heartlandalliance.org
www.heartlandalliance.org

Extreme Poverty in Illinois House District 41

Extreme poverty affects thousands of individuals in Illinois House District 41



In Illinois House District 41, **4,518** people are living in poverty. **2,125** of these individuals are living in extreme poverty.¹



Across the state, **502,778** Illinoisans are employed yet still live in poverty. **1,518** of these workers live in Illinois House District 41.²



In Illinois House District 41, **3,167** adults age 18-64 rely on Medicaid, which no longer provides them with critical dental services.³



In Illinois House District 41, **1,877** people lack affordable housing, meaning they pay more than 50% of their income toward housing.⁴



In Illinois, approximately **14,144** Illinoisans were homeless at least one night in 2012, including **1,905** families.⁵



In Illinois House District 41, **23,822** private sector workers do not have access to an employment based retirement savings program.⁶

1, 2, 3, 4. Social IMPACT Research Center's Analysis of the U.S. Census Bureau's 2008-2012 American Community Survey 5-year estimates.
5. National Alliance to End Homelessness (2013). The state of homelessness in America 2013. Washington, DC: Author.
6. Cowen, Spencer, 2012. Coming Up Short: The Scope of Retirement Insecurity Among Illinois Workers, Woodstock Institute.

According to federal guidelines, families are considered to be living in poverty when their yearly income falls below the Federal Poverty Threshold.

In Illinois, **1.85 million** residents are living in poverty. At least **820,000** are living in extreme poverty.

2012 Federal Annual Income Poverty Thresholds

Family Size	Extreme Poverty (0%-49% FPL)	Poverty (0%-99% FPL)	Low-Income (100%-199% FPL)
	\$5,860	\$11,720	\$23,440
	\$7,469	\$14,937	\$29,874
	\$9,142	\$18,284	\$36,568
	\$11,746	\$23,492	\$46,984

Poverty deprives your constituents of their dignity and undermines their basic human rights. Together we can work to end poverty in Illinois.

For more information contact:
Kim Drew • Policy Associate
Heartland Alliance for Human Needs & Human Rights
33 W. Grand, Suite 500 • Chicago, IL 60654
312.870.4948 • kdrew@heartlandalliance.org
www.heartlandalliance.org

Extreme Poverty in Illinois House District 42

Extreme poverty affects thousands of individuals in Illinois House District 42



In Illinois House District 42, **6,649** people are living in poverty. **3,112** of these individuals are living in extreme poverty.¹



Across the state, **502,778** Illinoisans are employed yet still live in poverty. **2,275** of these workers live in Illinois House District 42.²



In Illinois House District 42, **4,351** adults age 18-64 rely on Medicaid, which no longer provides them with critical dental services.³



In Illinois House District 42, **2,375** people lack affordable housing, meaning they pay more than 50% of their income toward housing.⁴



In Illinois, approximately **14,144** Illinoisans were homeless at least one night in 2012, including **1,905** families.⁵



In Illinois House District 42, **26,144** private sector workers do not have access to an employment based retirement savings program.⁶

1, 2, 3, 4. Social IMPACT Research Center's Analysis of the U.S. Census Bureau's 2008-2012 American Community Survey 5-year estimates.
5. National Alliance to End Homelessness (2013). The state of homelessness in America 2013. Washington, DC: Author.
6. Cowen, Spencer, 2012. Coming Up Short: The Scope of Retirement Insecurity Among Illinois Workers, Woodstock Institute.

According to federal guidelines, families are considered to be living in poverty when their yearly income falls below the Federal Poverty Threshold.

In Illinois, **1.85 million** residents are living in poverty. At least **820,000** are living in extreme poverty.

2012 Federal Annual Income Poverty Thresholds

Family Size	Extreme Poverty (0%-49% FPL)	Poverty (0%-99% FPL)	Low-Income (100%-199% FPL)
	\$5,860	\$11,720	\$23,440
	\$7,469	\$14,937	\$29,874
	\$9,142	\$18,284	\$36,568
	\$11,746	\$23,492	\$46,984

Poverty deprives your constituents of their dignity and undermines their basic human rights. Together we can work to end poverty in Illinois.

For more information contact:
Kim Drew • Policy Associate
Heartland Alliance for Human Needs & Human Rights
33 W. Grand, Suite 500 • Chicago, IL 60654
312.870.4948 • kdrew@heartlandalliance.org
www.heartlandalliance.org

Extreme Poverty in Illinois House District 43

Extreme poverty affects thousands of individuals in Illinois House District 43



In Illinois House District 43, **18,650** people are living in poverty. **7,219** of these individuals are living in extreme poverty.¹



Across the state, **502,778** Illinoisans are employed yet still live in poverty. **5,004** of these workers live in Illinois House District 43.²



In Illinois House District 43, **7,667** adults age 18-64 rely on Medicaid, which no longer provides them with critical dental services.³



In Illinois House District 43, **2,648** people lack affordable housing, meaning they pay more than 50% of their income toward housing.⁴



In Illinois, approximately **14,144** Illinoisans were homeless at least one night in 2012, including **1,905** families.⁵



In Illinois House District 43, **21,731** private sector workers do not have access to an employment based retirement savings program.⁶

1, 2, 3, 4. Social IMPACT Research Center's Analysis of the U.S. Census Bureau's 2008-2012 American Community Survey 5-year estimates.
5. National Alliance to End Homelessness (2013). The state of homelessness in America 2013. Washington, DC: Author.
6. Cowen, Spencer, 2012. Coming Up Short: The Scope of Retirement Insecurity Among Illinois Workers, Woodstock Institute.

According to federal guidelines, families are considered to be living in poverty when their yearly income falls below the Federal Poverty Threshold.

In Illinois, **1.85 million** residents are living in poverty. At least **820,000** are living in extreme poverty.

2012 Federal Annual Income Poverty Thresholds

Family Size	Extreme Poverty (0%-49% FPL)	Poverty (0%-99% FPL)	Low-Income (100%-199% FPL)
	\$5,860	\$11,720	\$23,440
	\$7,469	\$14,937	\$29,874
	\$9,142	\$18,284	\$36,568
	\$11,746	\$23,492	\$46,984

Poverty deprives your constituents of their dignity and undermines their basic human rights. Together we can work to end poverty in Illinois.

For more information contact:
Kim Drew • Policy Associate
Heartland Alliance for Human Needs & Human Rights
33 W. Grand, Suite 500 • Chicago, IL 60654
312.870.4948 • kdrew@heartlandalliance.org
www.heartlandalliance.org

Extreme Poverty in Illinois House District 44

Extreme poverty affects thousands of individuals in Illinois House District 44



In Illinois House District 44, **8,865** people are living in poverty. **4,256** of these individuals are living in extreme poverty.¹



Across the state, **502,778** Illinoisans are employed yet still live in poverty. **2,397** of these workers live in Illinois House District 44.²



In Illinois House District 44, **5,540** adults age 18-64 rely on Medicaid, which no longer provides them with critical dental services.³



In Illinois House District 44, **1,963** people lack affordable housing, meaning they pay more than 50% of their income toward housing.⁴



In Illinois, approximately **14,144** Illinoisans were homeless at least one night in 2012, including **1,905** families.⁵



In Illinois House District 44, **25,003** private sector workers do not have access to an employment based retirement savings program.⁶

1, 2, 3, 4. Social IMPACT Research Center's Analysis of the U.S. Census Bureau's 2008-2012 American Community Survey 5-year estimates.
5. National Alliance to End Homelessness (2013). The state of homelessness in America 2013. Washington, DC: Author.
6. Cowen, Spencer, 2012. Coming Up Short: The Scope of Retirement Insecurity Among Illinois Workers, Woodstock Institute.

According to federal guidelines, families are considered to be living in poverty when their yearly income falls below the Federal Poverty Threshold.

In Illinois, **1.85 million** residents are living in poverty. At least **820,000** are living in extreme poverty.

2012 Federal Annual Income Poverty Thresholds


Family Size	Extreme Poverty (0%-49% FPL)	Poverty (0%-99% FPL)	Low-Income (100%-199% FPL)
	\$5,860	\$11,720	\$23,440
	\$7,469	\$14,937	\$29,874
	\$9,142	\$18,284	\$36,568
	\$11,746	\$23,492	\$46,984

Poverty deprives your constituents of their dignity and undermines their basic human rights. Together we can work to end poverty in Illinois.

For more information contact:
Kim Drew • Policy Associate
Heartland Alliance for Human Needs & Human Rights
33 W. Grand, Suite 500 • Chicago, IL 60654
312.870.4948 • kdrew@heartlandalliance.org
www.heartlandalliance.org

Extreme Poverty in Illinois House District 45

Extreme poverty affects thousands of individuals in Illinois House District 45



In Illinois House District 45, **4,792** people are living in poverty. **2,328** of these individuals are living in extreme poverty.¹



Across the state, **502,778** Illinoisans are employed yet still live in poverty. **1,624** of these workers live in Illinois House District 45.²



In Illinois House District 45, **4,117** adults age 18-64 rely on Medicaid, which no longer provides them with critical dental services.³



In Illinois House District 45, **1,252** people lack affordable housing, meaning they pay more than 50% of their income toward housing.⁴



In Illinois, approximately **14,144** Illinoisans were homeless at least one night in 2012, including **1,905** families.⁵



In Illinois House District 45, **29,902** private sector workers do not have access to an employment based retirement savings program.⁶

1, 2, 3, 4. Social IMPACT Research Center's Analysis of the U.S. Census Bureau's 2008-2012 American Community Survey 5-year estimates.
5. National Alliance to End Homelessness (2013). The state of homelessness in America 2013. Washington, DC: Author.
6. Cowen, Spencer, 2012. Coming Up Short: The Scope of Retirement Insecurity Among Illinois Workers, Woodstock Institute.

According to federal guidelines, families are considered to be living in poverty when their yearly income falls below the Federal Poverty Threshold.

In Illinois, **1.85 million** residents are living in poverty. At least **820,000** are living in extreme poverty.

2012 Federal Annual Income Poverty Thresholds

Family Size	Extreme Poverty (0%-49% FPL)	Poverty (0%-99% FPL)	Low-Income (100%-199% FPL)
	\$5,860	\$11,720	\$23,440
	\$7,469	\$14,937	\$29,874
	\$9,142	\$18,284	\$36,568
	\$11,746	\$23,492	\$46,984

Poverty deprives your constituents of their dignity and undermines their basic human rights. Together we can work to end poverty in Illinois.

For more information contact:
Kim Drew • Policy Associate
Heartland Alliance for Human Needs & Human Rights
33 W. Grand, Suite 500 • Chicago, IL 60654
312.870.4948 • kdrew@heartlandalliance.org
www.heartlandalliance.org

Extreme Poverty in Illinois House District 46

Extreme poverty affects thousands of individuals in Illinois House District 46



In Illinois House District 46, **11,462** people are living in poverty. **4,263** of these individuals are living in extreme poverty.¹



Across the state, **502,778** Illinoisans are employed yet still live in poverty. **4,081** of these workers live in Illinois House District 46.²



In Illinois House District 46, **7,003** adults age 18-64 rely on Medicaid, which no longer provides them with critical dental services.³



In Illinois House District 46, **2,467** people lack affordable housing, meaning they pay more than 50% of their income toward housing.⁴



In Illinois, approximately **14,144** Illinoisans were homeless at least one night in 2012, including **1,905** families.⁵



In Illinois House District 46, **26,287** private sector workers do not have access to an employment based retirement savings program.⁶

1, 2, 3, 4. Social IMPACT Research Center's Analysis of the U.S. Census Bureau's 2008-2012 American Community Survey 5-year estimates.
5. National Alliance to End Homelessness (2013). The state of homelessness in America 2013. Washington, DC: Author.
6. Cowen, Spencer, 2012. Coming Up Short: The Scope of Retirement Insecurity Among Illinois Workers, Woodstock Institute.

According to federal guidelines, families are considered to be living in poverty when their yearly income falls below the Federal Poverty Threshold.

In Illinois, **1.85 million** residents are living in poverty. At least **820,000** are living in extreme poverty.

2012 Federal Annual Income Poverty Thresholds

Family Size	Extreme Poverty (0%-49% FPL)	Poverty (0%-99% FPL)	Low-Income (100%-199% FPL)
	\$5,860	\$11,720	\$23,440
	\$7,469	\$14,937	\$29,874
	\$9,142	\$18,284	\$36,568
	\$11,746	\$23,492	\$46,984

Poverty deprives your constituents of their dignity and undermines their basic human rights. Together we can work to end poverty in Illinois.

For more information contact:
Kim Drew • Policy Associate
Heartland Alliance for Human Needs & Human Rights
33 W. Grand, Suite 500 • Chicago, IL 60654
312.870.4948 • kdrew@heartlandalliance.org
www.heartlandalliance.org

Extreme Poverty in Illinois House District 47

Extreme poverty affects thousands of individuals in Illinois House District 47



In Illinois House District 47, **4,488** people are living in poverty. **1,973** of these individuals are living in extreme poverty.¹



Across the state, **502,778** Illinoisans are employed yet still live in poverty. **1,642** of these workers live in Illinois House District 47.²



In Illinois House District 47, **3,424** adults age 18-64 rely on Medicaid, which no longer provides them with critical dental services.³



In Illinois House District 47, **1,841** people lack affordable housing, meaning they pay more than 50% of their income toward housing.⁴



In Illinois, approximately **14,144** Illinoisans were homeless at least one night in 2012, including **1,905** families.⁵



In Illinois House District 47, **23,402** private sector workers do not have access to an employment based retirement savings program.⁶

1, 2, 3, 4. Social IMPACT Research Center's Analysis of the U.S. Census Bureau's 2008-2012 American Community Survey 5-year estimates.
5. National Alliance to End Homelessness (2013). The state of homelessness in America 2013. Washington, DC: Author.
6. Cowen, Spencer, 2012. Coming Up Short: The Scope of Retirement Insecurity Among Illinois Workers, Woodstock Institute.

According to federal guidelines, families are considered to be living in poverty when their yearly income falls below the Federal Poverty Threshold.

In Illinois, **1.85 million** residents are living in poverty. At least **820,000** are living in extreme poverty.

2012 Federal Annual Income Poverty Thresholds

Family Size	Extreme Poverty (0%-49% FPL)	Poverty (0%-99% FPL)	Low-Income (100%-199% FPL)
	\$5,860	\$11,720	\$23,440
	\$7,469	\$14,937	\$29,874
	\$9,142	\$18,284	\$36,568
	\$11,746	\$23,492	\$46,984

Poverty deprives your constituents of their dignity and undermines their basic human rights. Together we can work to end poverty in Illinois.

For more information contact:
Kim Drew • Policy Associate
Heartland Alliance for Human Needs & Human Rights
33 W. Grand, Suite 500 • Chicago, IL 60654
312.870.4948 • kdrew@heartlandalliance.org
www.heartlandalliance.org

Extreme Poverty in Illinois House District 48

Extreme poverty affects thousands of individuals in Illinois House District 48



In Illinois House District 48, **6,325** people are living in poverty. **3,271** of these individuals are living in extreme poverty.¹



Across the state, **502,778** Illinoisans are employed yet still live in poverty. **2,676** of these workers live in Illinois House District 48.²



In Illinois House District 48, **4,903** adults age 18-64 rely on Medicaid, which no longer provides them with critical dental services.³



In Illinois House District 48, **2,179** people lack affordable housing, meaning they pay more than 50% of their income toward housing.⁴



In Illinois, approximately **14,144** Illinoisans were homeless at least one night in 2012, including **1,905** families.⁵



In Illinois House District 48, **25,024** private sector workers do not have access to an employment based retirement savings program.⁶

1, 2, 3, 4. Social IMPACT Research Center's Analysis of the U.S. Census Bureau's 2008-2012 American Community Survey 5-year estimates.
5. National Alliance to End Homelessness (2013). The state of homelessness in America 2013. Washington, DC: Author.
6. Cowen, Spencer, 2012. Coming Up Short: The Scope of Retirement Insecurity Among Illinois Workers, Woodstock Institute.

According to federal guidelines, families are considered to be living in poverty when their yearly income falls below the Federal Poverty Threshold.

In Illinois, **1.85 million** residents are living in poverty. At least **820,000** are living in extreme poverty.

2012 Federal Annual Income Poverty Thresholds


Family Size	Extreme Poverty (0%-49% FPL)	Poverty (0%-99% FPL)	Low-Income (100%-199% FPL)
	\$5,860	\$11,720	\$23,440
	\$7,469	\$14,937	\$29,874
	\$9,142	\$18,284	\$36,568
	\$11,746	\$23,492	\$46,984

Poverty deprives your constituents of their dignity and undermines their basic human rights. Together we can work to end poverty in Illinois.

For more information contact:
Kim Drew • Policy Associate
Heartland Alliance for Human Needs & Human Rights
33 W. Grand, Suite 500 • Chicago, IL 60654
312.870.4948 • kdrew@heartlandalliance.org
www.heartlandalliance.org

Extreme Poverty in Illinois House District 49

Extreme poverty affects thousands of individuals in Illinois House District 49



In Illinois House District 49, **7,705** people are living in poverty. **3,021** of these individuals are living in extreme poverty.¹



Across the state, **502,778** Illinoisans are employed yet still live in poverty. **2,496** of these workers live in Illinois House District 49.²



In Illinois House District 49, **4,849** adults age 18-64 rely on Medicaid, which no longer provides them with critical dental services.³



In Illinois House District 49, **1,548** people lack affordable housing, meaning they pay more than 50% of their income toward housing.⁴



In Illinois, approximately **14,144** Illinoisans were homeless at least one night in 2012, including **1,905** families.⁵



In Illinois House District 49, **25,801** private sector workers do not have access to an employment based retirement savings program.⁶

1, 2, 3, 4. Social IMPACT Research Center's Analysis of the U.S. Census Bureau's 2008-2012 American Community Survey 5-year estimates.
5. National Alliance to End Homelessness (2013). The state of homelessness in America 2013. Washington, DC: Author.
6. Cowen, Spencer, 2012. Coming Up Short: The Scope of Retirement Insecurity Among Illinois Workers, Woodstock Institute.

According to federal guidelines, families are considered to be living in poverty when their yearly income falls below the Federal Poverty Threshold.

In Illinois, **1.85 million** residents are living in poverty. At least **820,000** are living in extreme poverty.

2012 Federal Annual Income Poverty Thresholds

Family Size	Extreme Poverty (0%-49% FPL)	Poverty (0%-99% FPL)	Low-Income (100%-199% FPL)
	\$5,860	\$11,720	\$23,440
	\$7,469	\$14,937	\$29,874
	\$9,142	\$18,284	\$36,568
	\$11,746	\$23,492	\$46,984

Poverty deprives your constituents of their dignity and undermines their basic human rights. Together we can work to end poverty in Illinois.

For more information contact:
Kim Drew • Policy Associate
Heartland Alliance for Human Needs & Human Rights
33 W. Grand, Suite 500 • Chicago, IL 60654
312.870.4948 • kdrew@heartlandalliance.org
www.heartlandalliance.org

Extreme Poverty in Illinois House District 50

Extreme poverty affects thousands of individuals in Illinois House District 50



In Illinois House District 50, **3,627** people are living in poverty. **1,543** of these individuals are living in extreme poverty.¹



Across the state, **502,778** Illinoisans are employed yet still live in poverty. **1,257** of these workers live in Illinois House District 50.²



In Illinois House District 50, **3,458** adults age 18-64 rely on Medicaid, which no longer provides them with critical dental services.³



In Illinois House District 50, **743** people lack affordable housing, meaning they pay more than 50% of their income toward housing.⁴



In Illinois, approximately **14,144** Illinoisans were homeless at least one night in 2012, including **1,905** families.⁵



In Illinois House District 50, **23,831** private sector workers do not have access to an employment based retirement savings program.⁶

1, 2, 3, 4. Social IMPACT Research Center's Analysis of the U.S. Census Bureau's 2008-2012 American Community Survey 5-year estimates.
5. National Alliance to End Homelessness (2013). The state of homelessness in America 2013. Washington, DC: Author.
6. Cowen, Spencer, 2012. Coming Up Short: The Scope of Retirement Insecurity Among Illinois Workers, Woodstock Institute.

According to federal guidelines, families are considered to be living in poverty when their yearly income falls below the Federal Poverty Threshold.

In Illinois, **1.85 million** residents are living in poverty. At least **820,000** are living in extreme poverty.

2012 Federal Annual Income Poverty Thresholds

Family Size	Extreme Poverty (0%-49% FPL)	Poverty (0%-99% FPL)	Low-Income (100%-199% FPL)
	\$5,860	\$11,720	\$23,440
	\$7,469	\$14,937	\$29,874
	\$9,142	\$18,284	\$36,568
	\$11,746	\$23,492	\$46,984

Poverty deprives your constituents of their dignity and undermines their basic human rights. Together we can work to end poverty in Illinois.

For more information contact:
Kim Drew • Policy Associate
Heartland Alliance for Human Needs & Human Rights
33 W. Grand, Suite 500 • Chicago, IL 60654
312.870.4948 • kdrew@heartlandalliance.org
www.heartlandalliance.org

Extreme Poverty in Illinois House District 51

Extreme poverty affects thousands of individuals in Illinois House District 51



In Illinois House District 51, **4,760** people are living in poverty. **2,302** of these individuals are living in extreme poverty.¹



Across the state, **502,778** Illinoisans are employed yet still live in poverty. **1,339** of these workers live in Illinois House District 51.²



In Illinois House District 51, **2,546** adults age 18-64 rely on Medicaid, which no longer provides them with critical dental services.³



In Illinois House District 51, **989** people lack affordable housing, meaning they pay more than 50% of their income toward housing.⁴



In Illinois, approximately **14,144** Illinoisans were homeless at least one night in 2012, including **1,905** families.⁵



In Illinois House District 51, **22,695** private sector workers do not have access to an employment based retirement savings program.⁶

1, 2, 3, 4. Social IMPACT Research Center's Analysis of the U.S. Census Bureau's 2008-2012 American Community Survey 5-year estimates.
5. National Alliance to End Homelessness (2013). The state of homelessness in America 2013. Washington, DC: Author.
6. Cowen, Spencer, 2012. Coming Up Short: The Scope of Retirement Insecurity Among Illinois Workers, Woodstock Institute.

According to federal guidelines, families are considered to be living in poverty when their yearly income falls below the Federal Poverty Threshold.

In Illinois, **1.85 million** residents are living in poverty. At least **820,000** are living in extreme poverty.

2012 Federal Annual Income Poverty Thresholds

Family Size	Extreme Poverty (0%-49% FPL)	Poverty (0%-99% FPL)	Low-Income (100%-199% FPL)
	\$5,860	\$11,720	\$23,440
	\$7,469	\$14,937	\$29,874
	\$9,142	\$18,284	\$36,568
	\$11,746	\$23,492	\$46,984

Poverty deprives your constituents of their dignity and undermines their basic human rights. Together we can work to end poverty in Illinois.

For more information contact:
Kim Drew • Policy Associate
Heartland Alliance for Human Needs & Human Rights
33 W. Grand, Suite 500 • Chicago, IL 60654
312.870.4948 • kdrew@heartlandalliance.org
www.heartlandalliance.org

Extreme Poverty in Illinois House District 52

Extreme poverty affects thousands of individuals in Illinois House District 52



In Illinois House District 52, **6,610** people are living in poverty. **3,170** of these individuals are living in extreme poverty.¹



Across the state, **502,778** Illinoisans are employed yet still live in poverty. **2,220** of these workers live in Illinois House District 52.²



In Illinois House District 52, **3,823** adults age 18-64 rely on Medicaid, which no longer provides them with critical dental services.³



In Illinois House District 52, **1,365** people lack affordable housing, meaning they pay more than 50% of their income toward housing.⁴



In Illinois, approximately **14,144** Illinoisans were homeless at least one night in 2012, including **1,905** families.⁵



In Illinois House District 52, **24,675** private sector workers do not have access to an employment based retirement savings program.⁶

1, 2, 3, 4. Social IMPACT Research Center's Analysis of the U.S. Census Bureau's 2008-2012 American Community Survey 5-year estimates.
5. National Alliance to End Homelessness (2013). The state of homelessness in America 2013. Washington, DC: Author.
6. Cowen, Spencer, 2012. Coming Up Short: The Scope of Retirement Insecurity Among Illinois Workers, Woodstock Institute.

According to federal guidelines, families are considered to be living in poverty when their yearly income falls below the Federal Poverty Threshold.

In Illinois, **1.85 million** residents are living in poverty. At least **820,000** are living in extreme poverty.

2012 Federal Annual Income Poverty Thresholds


Family Size	Extreme Poverty (0%-49% FPL)	Poverty (0%-99% FPL)	Low-Income (100%-199% FPL)
	\$5,860	\$11,720	\$23,440
	\$7,469	\$14,937	\$29,874
	\$9,142	\$18,284	\$36,568
	\$11,746	\$23,492	\$46,984

Poverty deprives your constituents of their dignity and undermines their basic human rights. Together we can work to end poverty in Illinois.

For more information contact:
Kim Drew • Policy Associate
Heartland Alliance for Human Needs & Human Rights
33 W. Grand, Suite 500 • Chicago, IL 60654
312.870.4948 • kdrew@heartlandalliance.org
www.heartlandalliance.org

Extreme Poverty in Illinois House District 53

Extreme poverty affects thousands of individuals in Illinois House District 53



In Illinois House District 53, **5,121** people are living in poverty. **2,121** of these individuals are living in extreme poverty.¹



Across the state, **502,778** Illinoisans are employed yet still live in poverty. **1,498** of these workers live in Illinois House District 53.²



In Illinois House District 53, **3,703** adults age 18-64 rely on Medicaid, which no longer provides them with critical dental services.³



In Illinois House District 53, **1,590** people lack affordable housing, meaning they pay more than 50% of their income toward housing.⁴



In Illinois, approximately **14,144** Illinoisans were homeless at least one night in 2012, including **1,905** families.⁵



In Illinois House District 53, **25,240** private sector workers do not have access to an employment based retirement savings program.⁶

1, 2, 3, 4. Social IMPACT Research Center's Analysis of the U.S. Census Bureau's 2008-2012 American Community Survey 5-year estimates.
5. National Alliance to End Homelessness (2013). The state of homelessness in America 2013. Washington, DC: Author.
6. Cowen, Spencer, 2012. Coming Up Short: The Scope of Retirement Insecurity Among Illinois Workers, Woodstock Institute.

According to federal guidelines, families are considered to be living in poverty when their yearly income falls below the Federal Poverty Threshold.

In Illinois, **1.85 million** residents are living in poverty. At least **820,000** are living in extreme poverty.

2012 Federal Annual Income Poverty Thresholds

Family Size	Extreme Poverty (0%-49% FPL)	Poverty (0%-99% FPL)	Low-Income (100%-199% FPL)
	\$5,860	\$11,720	\$23,440
	\$7,469	\$14,937	\$29,874
	\$9,142	\$18,284	\$36,568
	\$11,746	\$23,492	\$46,984

Poverty deprives your constituents of their dignity and undermines their basic human rights. Together we can work to end poverty in Illinois.

For more information contact:
Kim Drew • Policy Associate
Heartland Alliance for Human Needs & Human Rights
33 W. Grand, Suite 500 • Chicago, IL 60654
312.870.4948 • kdrew@heartlandalliance.org
www.heartlandalliance.org

Extreme Poverty in Illinois House District 54

Extreme poverty affects thousands of individuals in Illinois House District 54



In Illinois House District 54, **6,257** people are living in poverty. **3,379** of these individuals are living in extreme poverty.¹



Across the state, **502,778** Illinoisans are employed yet still live in poverty. **1,719** of these workers live in Illinois House District 54.²



In Illinois House District 54, **3,687** adults age 18-64 rely on Medicaid, which no longer provides them with critical dental services.³



In Illinois House District 54, **1,736** people lack affordable housing, meaning they pay more than 50% of their income toward housing.⁴



In Illinois, approximately **14,144** Illinoisans were homeless at least one night in 2012, including **1,905** families.⁵



In Illinois House District 54, **25,590** private sector workers do not have access to an employment based retirement savings program.⁶

1, 2, 3, 4. Social IMPACT Research Center's Analysis of the U.S. Census Bureau's 2008-2012 American Community Survey 5-year estimates.
5. National Alliance to End Homelessness (2013). The state of homelessness in America 2013. Washington, DC: Author.
6. Cowen, Spencer, 2012. Coming Up Short: The Scope of Retirement Insecurity Among Illinois Workers, Woodstock Institute.

According to federal guidelines, families are considered to be living in poverty when their yearly income falls below the Federal Poverty Threshold.

In Illinois, **1.85 million** residents are living in poverty. At least **820,000** are living in extreme poverty.

2012 Federal Annual Income Poverty Thresholds

Family Size	Extreme Poverty (0%-49% FPL)	Poverty (0%-99% FPL)	Low-Income (100%-199% FPL)
	\$5,860	\$11,720	\$23,440
	\$7,469	\$14,937	\$29,874
	\$9,142	\$18,284	\$36,568
	\$11,746	\$23,492	\$46,984

Poverty deprives your constituents of their dignity and undermines their basic human rights. Together we can work to end poverty in Illinois.

For more information contact:
Kim Drew • Policy Associate
Heartland Alliance for Human Needs & Human Rights
33 W. Grand, Suite 500 • Chicago, IL 60654
312.870.4948 • kdrew@heartlandalliance.org
www.heartlandalliance.org

Extreme Poverty in Illinois House District 55

Extreme poverty affects thousands of individuals in Illinois House District 55



In Illinois House District 55, **9,016** people are living in poverty. **3,442** of these individuals are living in extreme poverty.¹



Across the state, **502,778** Illinoisans are employed yet still live in poverty. **2,535** of these workers live in Illinois House District 55.²



In Illinois House District 55, **5,198** adults age 18-64 rely on Medicaid, which no longer provides them with critical dental services.³



In Illinois House District 55, **2,943** people lack affordable housing, meaning they pay more than 50% of their income toward housing.⁴



In Illinois, approximately **14,144** Illinoisans were homeless at least one night in 2012, including **1,905** families.⁵



In Illinois House District 55, **25,596** private sector workers do not have access to an employment based retirement savings program.⁶

1, 2, 3, 4. Social IMPACT Research Center's Analysis of the U.S. Census Bureau's 2008-2012 American Community Survey 5-year estimates.
5. National Alliance to End Homelessness (2013). The state of homelessness in America 2013. Washington, DC: Author.
6. Cowen, Spencer, 2012. Coming Up Short: The Scope of Retirement Insecurity Among Illinois Workers, Woodstock Institute.

According to federal guidelines, families are considered to be living in poverty when their yearly income falls below the Federal Poverty Threshold.

In Illinois, **1.85 million** residents are living in poverty. At least **820,000** are living in extreme poverty.

2012 Federal Annual Income Poverty Thresholds

Family Size	Extreme Poverty (0%-49% FPL)	Poverty (0%-99% FPL)	Low-Income (100%-199% FPL)
	\$5,860	\$11,720	\$23,440
	\$7,469	\$14,937	\$29,874
	\$9,142	\$18,284	\$36,568
	\$11,746	\$23,492	\$46,984

Poverty deprives your constituents of their dignity and undermines their basic human rights. Together we can work to end poverty in Illinois.

For more information contact:
Kim Drew • Policy Associate
Heartland Alliance for Human Needs & Human Rights
33 W. Grand, Suite 500 • Chicago, IL 60654
312.870.4948 • kdrew@heartlandalliance.org
www.heartlandalliance.org

Extreme Poverty in Illinois House District 56

Extreme poverty affects thousands of individuals in Illinois House District 56



In Illinois House District 56, **6,856** people are living in poverty. **2,476** of these individuals are living in extreme poverty.¹



Across the state, **502,778** Illinoisans are employed yet still live in poverty. **2,534** of these workers live in Illinois House District 56.²



In Illinois House District 56, **4,140** adults age 18-64 rely on Medicaid, which no longer provides them with critical dental services.³



In Illinois House District 56, **2,154** people lack affordable housing, meaning they pay more than 50% of their income toward housing.⁴



In Illinois, approximately **14,144** Illinoisans were homeless at least one night in 2012, including **1,905** families.⁵



In Illinois House District 56, **27,400** private sector workers do not have access to an employment based retirement savings program.⁶

1, 2, 3, 4. Social IMPACT Research Center's Analysis of the U.S. Census Bureau's 2008-2012 American Community Survey 5-year estimates.
5. National Alliance to End Homelessness (2013). The state of homelessness in America 2013. Washington, DC: Author.
6. Cowen, Spencer, 2012. Coming Up Short: The Scope of Retirement Insecurity Among Illinois Workers, Woodstock Institute.

According to federal guidelines, families are considered to be living in poverty when their yearly income falls below the Federal Poverty Threshold.

In Illinois, **1.85 million** residents are living in poverty. At least **820,000** are living in extreme poverty.

2012 Federal Annual Income Poverty Thresholds


Family Size	Extreme Poverty (0%-49% FPL)	Poverty (0%-99% FPL)	Low-Income (100%-199% FPL)
	\$5,860	\$11,720	\$23,440
	\$7,469	\$14,937	\$29,874
	\$9,142	\$18,284	\$36,568
	\$11,746	\$23,492	\$46,984

Poverty deprives your constituents of their dignity and undermines their basic human rights. Together we can work to end poverty in Illinois.

For more information contact:
Kim Drew • Policy Associate
Heartland Alliance for Human Needs & Human Rights
33 W. Grand, Suite 500 • Chicago, IL 60654
312.870.4948 • kdrew@heartlandalliance.org
www.heartlandalliance.org

Extreme Poverty in Illinois House District 57

Extreme poverty affects thousands of individuals in Illinois House District 57



In Illinois House District 57, **9,551** people are living in poverty. **3,563** of these individuals are living in extreme poverty.¹



Across the state, **502,778** Illinoisans are employed yet still live in poverty. **2,667** of these workers live in Illinois House District 57.²



In Illinois House District 57, **4,224** adults age 18-64 rely on Medicaid, which no longer provides them with critical dental services.³



In Illinois House District 57, **2,376** people lack affordable housing, meaning they pay more than 50% of their income toward housing.⁴



In Illinois, approximately **14,144** Illinoisans were homeless at least one night in 2012, including **1,905** families.⁵



In Illinois House District 57, **25,392** private sector workers do not have access to an employment based retirement savings program.⁶

1, 2, 3, 4. Social IMPACT Research Center's Analysis of the U.S. Census Bureau's 2008-2012 American Community Survey 5-year estimates.
5. National Alliance to End Homelessness (2013). The state of homelessness in America 2013. Washington, DC: Author.
6. Cowen, Spencer, 2012. Coming Up Short: The Scope of Retirement Insecurity Among Illinois Workers, Woodstock Institute.

According to federal guidelines, families are considered to be living in poverty when their yearly income falls below the Federal Poverty Threshold.

In Illinois, **1.85 million** residents are living in poverty. At least **820,000** are living in extreme poverty.

2012 Federal Annual Income Poverty Thresholds

Family Size	Extreme Poverty (0%-49% FPL)	Poverty (0%-99% FPL)	Low-Income (100%-199% FPL)
	\$5,860	\$11,720	\$23,440
	\$7,469	\$14,937	\$29,874
	\$9,142	\$18,284	\$36,568
	\$11,746	\$23,492	\$46,984

Poverty deprives your constituents of their dignity and undermines their basic human rights. Together we can work to end poverty in Illinois.

For more information contact:
Kim Drew • Policy Associate
Heartland Alliance for Human Needs & Human Rights
33 W. Grand, Suite 500 • Chicago, IL 60654
312.870.4948 • kdrew@heartlandalliance.org
www.heartlandalliance.org

Extreme Poverty in Illinois House District 58

Extreme poverty affects thousands of individuals in Illinois House District 58



In Illinois House District 58, **4,930** people are living in poverty. **2,169** of these individuals are living in extreme poverty.¹



Across the state, **502,778** Illinoisans are employed yet still live in poverty. **1,634** of these workers live in Illinois House District 58.²



In Illinois House District 58, **2,240** adults age 18-64 rely on Medicaid, which no longer provides them with critical dental services.³



In Illinois House District 58, **1,590** people lack affordable housing, meaning they pay more than 50% of their income toward housing.⁴



In Illinois, approximately **14,144** Illinoisans were homeless at least one night in 2012, including **1,905** families.⁵



In Illinois House District 58, **19,488** private sector workers do not have access to an employment based retirement savings program.⁶

1, 2, 3, 4. Social IMPACT Research Center's Analysis of the U.S. Census Bureau's 2008-2012 American Community Survey 5-year estimates.
5. National Alliance to End Homelessness (2013). The state of homelessness in America 2013. Washington, DC: Author.
6. Cowen, Spencer, 2012. Coming Up Short: The Scope of Retirement Insecurity Among Illinois Workers, Woodstock Institute.

According to federal guidelines, families are considered to be living in poverty when their yearly income falls below the Federal Poverty Threshold.

In Illinois, **1.85 million** residents are living in poverty. At least **820,000** are living in extreme poverty.

2012 Federal Annual Income Poverty Thresholds

Family Size	Extreme Poverty (0%-49% FPL)	Poverty (0%-99% FPL)	Low-Income (100%-199% FPL)
	\$5,860	\$11,720	\$23,440
	\$7,469	\$14,937	\$29,874
	\$9,142	\$18,284	\$36,568
	\$11,746	\$23,492	\$46,984

Poverty deprives your constituents of their dignity and undermines their basic human rights. Together we can work to end poverty in Illinois.

For more information contact:
Kim Drew • Policy Associate
Heartland Alliance for Human Needs & Human Rights
33 W. Grand, Suite 500 • Chicago, IL 60654
312.870.4948 • kdrew@heartlandalliance.org
www.heartlandalliance.org

Extreme Poverty in Illinois House District 59

Extreme poverty affects thousands of individuals in Illinois House District 59



In Illinois House District 59, **6,901** people are living in poverty. **2,127** of these individuals are living in extreme poverty.¹



Across the state, **502,778** Illinoisans are employed yet still live in poverty. **2,142** of these workers live in Illinois House District 59.²



In Illinois House District 59, **3,633** adults age 18-64 rely on Medicaid, which no longer provides them with critical dental services.³



In Illinois House District 59, **2,231** people lack affordable housing, meaning they pay more than 50% of their income toward housing.⁴



In Illinois, approximately **14,144** Illinoisans were homeless at least one night in 2012, including **1,905** families.⁵



In Illinois House District 59, **24,416** private sector workers do not have access to an employment based retirement savings program.⁶

1, 2, 3, 4. Social IMPACT Research Center's Analysis of the U.S. Census Bureau's 2008-2012 American Community Survey 5-year estimates.
5. National Alliance to End Homelessness (2013). The state of homelessness in America 2013. Washington, DC: Author.
6. Cowen, Spencer, 2012. Coming Up Short: The Scope of Retirement Insecurity Among Illinois Workers, Woodstock Institute.

According to federal guidelines, families are considered to be living in poverty when their yearly income falls below the Federal Poverty Threshold.

In Illinois, **1.85 million** residents are living in poverty. At least **820,000** are living in extreme poverty.

2012 Federal Annual Income Poverty Thresholds

Family Size	Extreme Poverty (0%-49% FPL)	Poverty (0%-99% FPL)	Low-Income (100%-199% FPL)
	\$5,860	\$11,720	\$23,440
	\$7,469	\$14,937	\$29,874
	\$9,142	\$18,284	\$36,568
	\$11,746	\$23,492	\$46,984

Poverty deprives your constituents of their dignity and undermines their basic human rights. Together we can work to end poverty in Illinois.

For more information contact:
Kim Drew • Policy Associate
Heartland Alliance for Human Needs & Human Rights
33 W. Grand, Suite 500 • Chicago, IL 60654
312.870.4948 • kdrew@heartlandalliance.org
www.heartlandalliance.org

Extreme Poverty in Illinois House District 60

Extreme poverty affects thousands of individuals in Illinois House District 60



In Illinois House District 60, **21,652** people are living in poverty. **9,401** of these individuals are living in extreme poverty.¹



Across the state, **502,778** Illinoisans are employed yet still live in poverty. **6,010** of these workers live in Illinois House District 60.²



In Illinois House District 60, **10,301** adults age 18-64 rely on Medicaid, which no longer provides them with critical dental services.³



In Illinois House District 60, **3,860** people lack affordable housing, meaning they pay more than 50% of their income toward housing.⁴



In Illinois, approximately **14,144** Illinoisans were homeless at least one night in 2012, including **1,905** families.⁵



In Illinois House District 60, **18,346** private sector workers do not have access to an employment based retirement savings program.⁶

1, 2, 3, 4. Social IMPACT Research Center's Analysis of the U.S. Census Bureau's 2008-2012 American Community Survey 5-year estimates.
5. National Alliance to End Homelessness (2013). The state of homelessness in America 2013. Washington, DC: Author.
6. Cowen, Spencer, 2012. Coming Up Short: The Scope of Retirement Insecurity Among Illinois Workers, Woodstock Institute.

According to federal guidelines, families are considered to be living in poverty when their yearly income falls below the Federal Poverty Threshold.

In Illinois, **1.85 million** residents are living in poverty. At least **820,000** are living in extreme poverty.

2012 Federal Annual Income Poverty Thresholds


Family Size	Extreme Poverty (0%-49% FPL)	Poverty (0%-99% FPL)	Low-Income (100%-199% FPL)
	\$5,860	\$11,720	\$23,440
	\$7,469	\$14,937	\$29,874
	\$9,142	\$18,284	\$36,568
	\$11,746	\$23,492	\$46,984

Poverty deprives your constituents of their dignity and undermines their basic human rights. Together we can work to end poverty in Illinois.

For more information contact:
Kim Drew • Policy Associate
Heartland Alliance for Human Needs & Human Rights
33 W. Grand, Suite 500 • Chicago, IL 60654
312.870.4948 • kdrew@heartlandalliance.org
www.heartlandalliance.org

Extreme Poverty in Illinois House District 61

Extreme poverty affects thousands of individuals in Illinois House District 61



In Illinois House District 61, **7,507** people are living in poverty. **3,923** of these individuals are living in extreme poverty.¹



Across the state, **502,778** Illinoisans are employed yet still live in poverty. **1,741** of these workers live in Illinois House District 61.²



In Illinois House District 61, **7,052** adults age 18-64 rely on Medicaid, which no longer provides them with critical dental services.³



In Illinois House District 61, **2,071** people lack affordable housing, meaning they pay more than 50% of their income toward housing.⁴



In Illinois, approximately **14,144** Illinoisans were homeless at least one night in 2012, including **1,905** families.⁵



In Illinois House District 61, **22,853** private sector workers do not have access to an employment based retirement savings program.⁶

1, 2, 3, 4. Social IMPACT Research Center's Analysis of the U.S. Census Bureau's 2008-2012 American Community Survey 5-year estimates.
5. National Alliance to End Homelessness (2013). The state of homelessness in America 2013. Washington, DC: Author.
6. Cowen, Spencer, 2012. Coming Up Short: The Scope of Retirement Insecurity Among Illinois Workers, Woodstock Institute.

According to federal guidelines, families are considered to be living in poverty when their yearly income falls below the Federal Poverty Threshold.

In Illinois, **1.85 million** residents are living in poverty. At least **820,000** are living in extreme poverty.

2012 Federal Annual Income Poverty Thresholds

Family Size	Extreme Poverty (0%-49% FPL)	Poverty (0%-99% FPL)	Low-Income (100%-199% FPL)
	\$5,860	\$11,720	\$23,440
	\$7,469	\$14,937	\$29,874
	\$9,142	\$18,284	\$36,568
	\$11,746	\$23,492	\$46,984

Poverty deprives your constituents of their dignity and undermines their basic human rights. Together we can work to end poverty in Illinois.

For more information contact:
Kim Drew • Policy Associate
Heartland Alliance for Human Needs & Human Rights
33 W. Grand, Suite 500 • Chicago, IL 60654
312.870.4948 • kdrew@heartlandalliance.org
www.heartlandalliance.org

Extreme Poverty in Illinois House District 62

Extreme poverty affects thousands of individuals in Illinois House District 62



In Illinois House District 62, **10,479** people are living in poverty. **3,815** of these individuals are living in extreme poverty.¹



Across the state, **502,778** Illinoisans are employed yet still live in poverty. **3,284** of these workers live in Illinois House District 62.²



In Illinois House District 62, **5,317** adults age 18-64 rely on Medicaid, which no longer provides them with critical dental services.³



In Illinois House District 62, **1,673** people lack affordable housing, meaning they pay more than 50% of their income toward housing.⁴



In Illinois, approximately **14,144** Illinoisans were homeless at least one night in 2012, including **1,905** families.⁵



In Illinois House District 62, **23,695** private sector workers do not have access to an employment based retirement savings program.⁶

1, 2, 3, 4. Social IMPACT Research Center's Analysis of the U.S. Census Bureau's 2008-2012 American Community Survey 5-year estimates.
5. National Alliance to End Homelessness (2013). The state of homelessness in America 2013. Washington, DC: Author.
6. Cowen, Spencer, 2012. Coming Up Short: The Scope of Retirement Insecurity Among Illinois Workers, Woodstock Institute.

According to federal guidelines, families are considered to be living in poverty when their yearly income falls below the Federal Poverty Threshold.

In Illinois, **1.85 million** residents are living in poverty. At least **820,000** are living in extreme poverty.

2012 Federal Annual Income Poverty Thresholds

Family Size	Extreme Poverty (0%-49% FPL)	Poverty (0%-99% FPL)	Low-Income (100%-199% FPL)
	\$5,860	\$11,720	\$23,440
	\$7,469	\$14,937	\$29,874
	\$9,142	\$18,284	\$36,568
	\$11,746	\$23,492	\$46,984

Poverty deprives your constituents of their dignity and undermines their basic human rights. Together we can work to end poverty in Illinois.

For more information contact:
Kim Drew • Policy Associate
Heartland Alliance for Human Needs & Human Rights
33 W. Grand, Suite 500 • Chicago, IL 60654
312.870.4948 • kdrew@heartlandalliance.org
www.heartlandalliance.org

Extreme Poverty in Illinois House District 63

Extreme poverty affects thousands of individuals in Illinois House District 63



In Illinois House District 63, **12,706** people are living in poverty. **4,456** of these individuals are living in extreme poverty.¹



Across the state, **502,778** Illinoisans are employed yet still live in poverty. **4,017** of these workers live in Illinois House District 63.²



In Illinois House District 63, **7,566** adults age 18-64 rely on Medicaid, which no longer provides them with critical dental services.³



In Illinois House District 63, **2,772** people lack affordable housing, meaning they pay more than 50% of their income toward housing.⁴



In Illinois, approximately **14,144** Illinoisans were homeless at least one night in 2012, including **1,905** families.⁵



In Illinois House District 63, **24,595** private sector workers do not have access to an employment based retirement savings program.⁶

1, 2, 3, 4. Social IMPACT Research Center's Analysis of the U.S. Census Bureau's 2008-2012 American Community Survey 5-year estimates.
5. National Alliance to End Homelessness (2013). The state of homelessness in America 2013. Washington, DC: Author.
6. Cowen, Spencer, 2012. Coming Up Short: The Scope of Retirement Insecurity Among Illinois Workers, Woodstock Institute.

According to federal guidelines, families are considered to be living in poverty when their yearly income falls below the Federal Poverty Threshold.

In Illinois, **1.85 million** residents are living in poverty. At least **820,000** are living in extreme poverty.

2012 Federal Annual Income Poverty Thresholds

Family Size	Extreme Poverty (0%-49% FPL)	Poverty (0%-99% FPL)	Low-Income (100%-199% FPL)
	\$5,860	\$11,720	\$23,440
	\$7,469	\$14,937	\$29,874
	\$9,142	\$18,284	\$36,568
	\$11,746	\$23,492	\$46,984

Poverty deprives your constituents of their dignity and undermines their basic human rights. Together we can work to end poverty in Illinois.

For more information contact:
Kim Drew • Policy Associate
Heartland Alliance for Human Needs & Human Rights
33 W. Grand, Suite 500 • Chicago, IL 60654
312.870.4948 • kdrew@heartlandalliance.org
www.heartlandalliance.org

Extreme Poverty in Illinois House District 64

Extreme poverty affects thousands of individuals in Illinois House District 64



In Illinois House District 64, **7,049** people are living in poverty. **3,085** of these individuals are living in extreme poverty.¹



Across the state, **502,778** Illinoisans are employed yet still live in poverty. **2,139** of these workers live in Illinois House District 64.²



In Illinois House District 64, **5,398** adults age 18-64 rely on Medicaid, which no longer provides them with critical dental services.³



In Illinois House District 64, **1,418** people lack affordable housing, meaning they pay more than 50% of their income toward housing.⁴



In Illinois, approximately **14,144** Illinoisans were homeless at least one night in 2012, including **1,905** families.⁵



In Illinois House District 64, **23,334** private sector workers do not have access to an employment based retirement savings program.⁶

1, 2, 3, 4. Social IMPACT Research Center's Analysis of the U.S. Census Bureau's 2008-2012 American Community Survey 5-year estimates.
5. National Alliance to End Homelessness (2013). The state of homelessness in America 2013. Washington, DC: Author.
6. Cowen, Spencer, 2012. Coming Up Short: The Scope of Retirement Insecurity Among Illinois Workers, Woodstock Institute.

According to federal guidelines, families are considered to be living in poverty when their yearly income falls below the Federal Poverty Threshold.

In Illinois, **1.85 million** residents are living in poverty. At least **820,000** are living in extreme poverty.

2012 Federal Annual Income Poverty Thresholds


Family Size	Extreme Poverty (0%-49% FPL)	Poverty (0%-99% FPL)	Low-Income (100%-199% FPL)
	\$5,860	\$11,720	\$23,440
	\$7,469	\$14,937	\$29,874
	\$9,142	\$18,284	\$36,568
	\$11,746	\$23,492	\$46,984

Poverty deprives your constituents of their dignity and undermines their basic human rights. Together we can work to end poverty in Illinois.

For more information contact:
Kim Drew • Policy Associate
Heartland Alliance for Human Needs & Human Rights
33 W. Grand, Suite 500 • Chicago, IL 60654
312.870.4948 • kdrew@heartlandalliance.org
www.heartlandalliance.org

Extreme Poverty in Illinois House District 65

Extreme poverty affects thousands of individuals in Illinois House District 65



In Illinois House District 65, **4,687** people are living in poverty. **1,525** of these individuals are living in extreme poverty.¹



Across the state, **502,778** Illinoisans are employed yet still live in poverty. **1,323** of these workers live in Illinois House District 65.²



In Illinois House District 65, **3,451** adults age 18-64 rely on Medicaid, which no longer provides them with critical dental services.³



In Illinois House District 65, **1,194** people lack affordable housing, meaning they pay more than 50% of their income toward housing.⁴



In Illinois, approximately **14,144** Illinoisans were homeless at least one night in 2012, including **1,905** families.⁵



In Illinois House District 65, **23,481** private sector workers do not have access to an employment based retirement savings program.⁶

1, 2, 3, 4. Social IMPACT Research Center's Analysis of the U.S. Census Bureau's 2008-2012 American Community Survey 5-year estimates.
5. National Alliance to End Homelessness (2013). The state of homelessness in America 2013. Washington, DC: Author.
6. Cowen, Spencer, 2012. Coming Up Short: The Scope of Retirement Insecurity Among Illinois Workers, Woodstock Institute.

According to federal guidelines, families are considered to be living in poverty when their yearly income falls below the Federal Poverty Threshold.

In Illinois, **1.85 million** residents are living in poverty. At least **820,000** are living in extreme poverty.

2012 Federal Annual Income Poverty Thresholds

Family Size	Extreme Poverty (0%-49% FPL)	Poverty (0%-99% FPL)	Low-Income (100%-199% FPL)
	\$5,860	\$11,720	\$23,440
	\$7,469	\$14,937	\$29,874
	\$9,142	\$18,284	\$36,568
	\$11,746	\$23,492	\$46,984

Poverty deprives your constituents of their dignity and undermines their basic human rights. Together we can work to end poverty in Illinois.

For more information contact:
Kim Drew • Policy Associate
Heartland Alliance for Human Needs & Human Rights
33 W. Grand, Suite 500 • Chicago, IL 60654
312.870.4948 • kdrew@heartlandalliance.org
www.heartlandalliance.org

Extreme Poverty in Illinois House District 66

Extreme poverty affects thousands of individuals in Illinois House District 66



In Illinois House District 66, **4,654** people are living in poverty. **2,370** of these individuals are living in extreme poverty.¹



Across the state, **502,778** Illinoisans are employed yet still live in poverty. **1,482** of these workers live in Illinois House District 66.²



In Illinois House District 66, **3,553** adults age 18-64 rely on Medicaid, which no longer provides them with critical dental services.³



In Illinois House District 66, **634** people lack affordable housing, meaning they pay more than 50% of their income toward housing.⁴



In Illinois, approximately **14,144** Illinoisans were homeless at least one night in 2012, including **1,905** families.⁵



In Illinois House District 66, **26,489** private sector workers do not have access to an employment based retirement savings program.⁶

1, 2, 3, 4. Social IMPACT Research Center's Analysis of the U.S. Census Bureau's 2008-2012 American Community Survey 5-year estimates.
5. National Alliance to End Homelessness (2013). The state of homelessness in America 2013. Washington, DC: Author.
6. Cowen, Spencer, 2012. Coming Up Short: The Scope of Retirement Insecurity Among Illinois Workers, Woodstock Institute.

According to federal guidelines, families are considered to be living in poverty when their yearly income falls below the Federal Poverty Threshold.

In Illinois, **1.85 million** residents are living in poverty. At least **820,000** are living in extreme poverty.

2012 Federal Annual Income Poverty Thresholds

Family Size	Extreme Poverty (0%-49% FPL)	Poverty (0%-99% FPL)	Low-Income (100%-199% FPL)
	\$5,860	\$11,720	\$23,440
	\$7,469	\$14,937	\$29,874
	\$9,142	\$18,284	\$36,568
	\$11,746	\$23,492	\$46,984

Poverty deprives your constituents of their dignity and undermines their basic human rights. Together we can work to end poverty in Illinois.

For more information contact:
Kim Drew • Policy Associate
Heartland Alliance for Human Needs & Human Rights
33 W. Grand, Suite 500 • Chicago, IL 60654
312.870.4948 • kdrew@heartlandalliance.org
www.heartlandalliance.org

Extreme Poverty in Illinois House District 67

Extreme poverty affects thousands of individuals in Illinois House District 67



In Illinois House District 67, **34,343** people are living in poverty. **17,225** of these individuals are living in extreme poverty.¹



Across the state, **502,778** Illinoisans are employed yet still live in poverty. **8,542** of these workers live in Illinois House District 67.²



In Illinois House District 67, **16,719** adults age 18-64 rely on Medicaid, which no longer provides them with critical dental services.³



In Illinois House District 67, **6,108** people lack affordable housing, meaning they pay more than 50% of their income toward housing.⁴



In Illinois, approximately **14,144** Illinoisans were homeless at least one night in 2012, including **1,905** families.⁵



In Illinois House District 67, **19,209** private sector workers do not have access to an employment based retirement savings program.⁶

1, 2, 3, 4. Social IMPACT Research Center's Analysis of the U.S. Census Bureau's 2008-2012 American Community Survey 5-year estimates.
5. National Alliance to End Homelessness (2013). The state of homelessness in America 2013. Washington, DC: Author.
6. Cowen, Spencer, 2012. Coming Up Short: The Scope of Retirement Insecurity Among Illinois Workers, Woodstock Institute.

According to federal guidelines, families are considered to be living in poverty when their yearly income falls below the Federal Poverty Threshold.

In Illinois, **1.85 million** residents are living in poverty. At least **820,000** are living in extreme poverty.

2012 Federal Annual Income Poverty Thresholds

Family Size	Extreme Poverty (0%-49% FPL)	Poverty (0%-99% FPL)	Low-Income (100%-199% FPL)
	\$5,860	\$11,720	\$23,440
	\$7,469	\$14,937	\$29,874
	\$9,142	\$18,284	\$36,568
	\$11,746	\$23,492	\$46,984

Poverty deprives your constituents of their dignity and undermines their basic human rights. Together we can work to end poverty in Illinois.

For more information contact:
Kim Drew • Policy Associate
Heartland Alliance for Human Needs & Human Rights
33 W. Grand, Suite 500 • Chicago, IL 60654
312.870.4948 • kdrew@heartlandalliance.org
www.heartlandalliance.org

Extreme Poverty in Illinois House District 68

Extreme poverty affects thousands of individuals in Illinois House District 68



In Illinois House District 68, **9,931** people are living in poverty. **4,594** of these individuals are living in extreme poverty.¹



Across the state, **502,778** Illinoisans are employed yet still live in poverty. **3,132** of these workers live in Illinois House District 68.²



In Illinois House District 68, **8,131** adults age 18-64 rely on Medicaid, which no longer provides them with critical dental services.³



In Illinois House District 68, **2,404** people lack affordable housing, meaning they pay more than 50% of their income toward housing.⁴



In Illinois, approximately **14,144** Illinoisans were homeless at least one night in 2012, including **1,905** families.⁵



In Illinois House District 68, **22,234** private sector workers do not have access to an employment based retirement savings program.⁶

1, 2, 3, 4. Social IMPACT Research Center's Analysis of the U.S. Census Bureau's 2008-2012 American Community Survey 5-year estimates.
5. National Alliance to End Homelessness (2013). The state of homelessness in America 2013. Washington, DC: Author.
6. Cowen, Spencer, 2012. Coming Up Short: The Scope of Retirement Insecurity Among Illinois Workers, Woodstock Institute.

According to federal guidelines, families are considered to be living in poverty when their yearly income falls below the Federal Poverty Threshold.

In Illinois, **1.85 million** residents are living in poverty. At least **820,000** are living in extreme poverty.

2012 Federal Annual Income Poverty Thresholds


Family Size	Extreme Poverty (0%-49% FPL)	Poverty (0%-99% FPL)	Low-Income (100%-199% FPL)
	\$5,860	\$11,720	\$23,440
	\$7,469	\$14,937	\$29,874
	\$9,142	\$18,284	\$36,568
	\$11,746	\$23,492	\$46,984

Poverty deprives your constituents of their dignity and undermines their basic human rights. Together we can work to end poverty in Illinois.

For more information contact:
Kim Drew • Policy Associate
Heartland Alliance for Human Needs & Human Rights
33 W. Grand, Suite 500 • Chicago, IL 60654
312.870.4948 • kdrew@heartlandalliance.org
www.heartlandalliance.org

Extreme Poverty in Illinois House District 69

Extreme poverty affects thousands of individuals in Illinois House District 69



In Illinois House District 69, **9,293** people are living in poverty. **5,105** of these individuals are living in extreme poverty.¹



Across the state, **502,778** Illinoisans are employed yet still live in poverty. **2,552** of these workers live in Illinois House District 69.²



In Illinois House District 69, **6,532** adults age 18-64 rely on Medicaid, which no longer provides them with critical dental services.³



In Illinois House District 69, **1,416** people lack affordable housing, meaning they pay more than 50% of their income toward housing.⁴



In Illinois, approximately **14,144** Illinoisans were homeless at least one night in 2012, including **1,905** families.⁵



In Illinois House District 69, **22,308** private sector workers do not have access to an employment based retirement savings program.⁶

1, 2, 3, 4. Social IMPACT Research Center's Analysis of the U.S. Census Bureau's 2008-2012 American Community Survey 5-year estimates.
5. National Alliance to End Homelessness (2013). The state of homelessness in America 2013. Washington, DC: Author.
6. Cowen, Spencer, 2012. Coming Up Short: The Scope of Retirement Insecurity Among Illinois Workers, Woodstock Institute.

According to federal guidelines, families are considered to be living in poverty when their yearly income falls below the Federal Poverty Threshold.

In Illinois, **1.85 million** residents are living in poverty. At least **820,000** are living in extreme poverty.

2012 Federal Annual Income Poverty Thresholds

Family Size	Extreme Poverty (0%-49% FPL)	Poverty (0%-99% FPL)	Low-Income (100%-199% FPL)
	\$5,860	\$11,720	\$23,440
	\$7,469	\$14,937	\$29,874
	\$9,142	\$18,284	\$36,568
	\$11,746	\$23,492	\$46,984

Poverty deprives your constituents of their dignity and undermines their basic human rights. Together we can work to end poverty in Illinois.

For more information contact:
Kim Drew • Policy Associate
Heartland Alliance for Human Needs & Human Rights
33 W. Grand, Suite 500 • Chicago, IL 60654
312.870.4948 • kdrew@heartlandalliance.org
www.heartlandalliance.org

Extreme Poverty in Illinois House District 70

Extreme poverty affects thousands of individuals in Illinois House District 70



In Illinois House District 70, **15,523** people are living in poverty. **8,076** of these individuals are living in extreme poverty.¹



Across the state, **502,778** Illinoisans are employed yet still live in poverty. **8,832** of these workers live in Illinois House District 70.²



In Illinois House District 70, **5,675** adults age 18-64 rely on Medicaid, which no longer provides them with critical dental services.³



In Illinois House District 70, **4,462** people lack affordable housing, meaning they pay more than 50% of their income toward housing.⁴



In Illinois, approximately **14,144** Illinoisans were homeless at least one night in 2012, including **1,905** families.⁵



In Illinois House District 70, **19,906** private sector workers do not have access to an employment based retirement savings program.⁶

1, 2, 3, 4. Social IMPACT Research Center's Analysis of the U.S. Census Bureau's 2008-2012 American Community Survey 5-year estimates.
5. National Alliance to End Homelessness (2013). The state of homelessness in America 2013. Washington, DC: Author.
6. Cowen, Spencer, 2012. Coming Up Short: The Scope of Retirement Insecurity Among Illinois Workers, Woodstock Institute.

According to federal guidelines, families are considered to be living in poverty when their yearly income falls below the Federal Poverty Threshold.

In Illinois, **1.85 million** residents are living in poverty. At least **820,000** are living in extreme poverty.

2012 Federal Annual Income Poverty Thresholds

Family Size	Extreme Poverty (0%-49% FPL)	Poverty (0%-99% FPL)	Low-Income (100%-199% FPL)
	\$5,860	\$11,720	\$23,440
	\$7,469	\$14,937	\$29,874
	\$9,142	\$18,284	\$36,568
	\$11,746	\$23,492	\$46,984

Poverty deprives your constituents of their dignity and undermines their basic human rights. Together we can work to end poverty in Illinois.

For more information contact:
Kim Drew • Policy Associate
Heartland Alliance for Human Needs & Human Rights
33 W. Grand, Suite 500 • Chicago, IL 60654
312.870.4948 • kdrew@heartlandalliance.org
www.heartlandalliance.org

Extreme Poverty in Illinois House District 71

Extreme poverty affects thousands of individuals in Illinois House District 71



In Illinois House District 71, **11,946** people are living in poverty. **5,194** of these individuals are living in extreme poverty.¹



Across the state, **502,778** Illinoisans are employed yet still live in poverty. **3,483** of these workers live in Illinois House District 71.²



In Illinois House District 71, **9,429** adults age 18-64 rely on Medicaid, which no longer provides them with critical dental services.³



In Illinois House District 71, **2,224** people lack affordable housing, meaning they pay more than 50% of their income toward housing.⁴



In Illinois, approximately **14,144** Illinoisans were homeless at least one night in 2012, including **1,905** families.⁵



In Illinois House District 71, **20,469** private sector workers do not have access to an employment based retirement savings program.⁶

1, 2, 3, 4. Social IMPACT Research Center's Analysis of the U.S. Census Bureau's 2008-2012 American Community Survey 5-year estimates.
5. National Alliance to End Homelessness (2013). The state of homelessness in America 2013. Washington, DC: Author.
6. Cowen, Spencer, 2012. Coming Up Short: The Scope of Retirement Insecurity Among Illinois Workers, Woodstock Institute.

According to federal guidelines, families are considered to be living in poverty when their yearly income falls below the Federal Poverty Threshold.

In Illinois, **1.85 million** residents are living in poverty. At least **820,000** are living in extreme poverty.

2012 Federal Annual Income Poverty Thresholds

Family Size	Extreme Poverty (0%-49% FPL)	Poverty (0%-99% FPL)	Low-Income (100%-199% FPL)
	\$5,860	\$11,720	\$23,440
	\$7,469	\$14,937	\$29,874
	\$9,142	\$18,284	\$36,568
	\$11,746	\$23,492	\$46,984

Poverty deprives your constituents of their dignity and undermines their basic human rights. Together we can work to end poverty in Illinois.

For more information contact:
Kim Drew • Policy Associate
Heartland Alliance for Human Needs & Human Rights
33 W. Grand, Suite 500 • Chicago, IL 60654
312.870.4948 • kdrew@heartlandalliance.org
www.heartlandalliance.org

Extreme Poverty in Illinois House District 72

Extreme poverty affects thousands of individuals in Illinois House District 72



In Illinois House District 72, **13,765** people are living in poverty. **5,759** of these individuals are living in extreme poverty.¹



Across the state, **502,778** Illinoisans are employed yet still live in poverty. **4,309** of these workers live in Illinois House District 72.²



In Illinois House District 72, **9,818** adults age 18-64 rely on Medicaid, which no longer provides them with critical dental services.³



In Illinois House District 72, **2,725** people lack affordable housing, meaning they pay more than 50% of their income toward housing.⁴



In Illinois, approximately **14,144** Illinoisans were homeless at least one night in 2012, including **1,905** families.⁵



In Illinois House District 72, **22,531** private sector workers do not have access to an employment based retirement savings program.⁶

1, 2, 3, 4. Social IMPACT Research Center's Analysis of the U.S. Census Bureau's 2008-2012 American Community Survey 5-year estimates.
5. National Alliance to End Homelessness (2013). The state of homelessness in America 2013. Washington, DC: Author.
6. Cowen, Spencer, 2012. Coming Up Short: The Scope of Retirement Insecurity Among Illinois Workers, Woodstock Institute.

According to federal guidelines, families are considered to be living in poverty when their yearly income falls below the Federal Poverty Threshold.

In Illinois, **1.85 million** residents are living in poverty. At least **820,000** are living in extreme poverty.

2012 Federal Annual Income Poverty Thresholds


Family Size	Extreme Poverty (0%-49% FPL)	Poverty (0%-99% FPL)	Low-Income (100%-199% FPL)
	\$5,860	\$11,720	\$23,440
	\$7,469	\$14,937	\$29,874
	\$9,142	\$18,284	\$36,568
	\$11,746	\$23,492	\$46,984

Poverty deprives your constituents of their dignity and undermines their basic human rights. Together we can work to end poverty in Illinois.

For more information contact:
Kim Drew • Policy Associate
Heartland Alliance for Human Needs & Human Rights
33 W. Grand, Suite 500 • Chicago, IL 60654
312.870.4948 • kdrew@heartlandalliance.org
www.heartlandalliance.org

Extreme Poverty in Illinois House District 73

Extreme poverty affects thousands of individuals in Illinois House District 73



In Illinois House District 73, **7,106** people are living in poverty. **2,928** of these individuals are living in extreme poverty.¹



Across the state, **502,778** Illinoisans are employed yet still live in poverty. **2,580** of these workers live in Illinois House District 73.²



In Illinois House District 73, **5,399** adults age 18-64 rely on Medicaid, which no longer provides them with critical dental services.³



In Illinois House District 73, **1,414** people lack affordable housing, meaning they pay more than 50% of their income toward housing.⁴



In Illinois, approximately **14,144** Illinoisans were homeless at least one night in 2012, including **1,905** families.⁵



In Illinois House District 73, **23,072** private sector workers do not have access to an employment based retirement savings program.⁶

1, 2, 3, 4. Social IMPACT Research Center's Analysis of the U.S. Census Bureau's 2008-2012 American Community Survey 5-year estimates.
5. National Alliance to End Homelessness (2013). The state of homelessness in America 2013. Washington, DC: Author.
6. Cowen, Spencer, 2012. Coming Up Short: The Scope of Retirement Insecurity Among Illinois Workers, Woodstock Institute.

According to federal guidelines, families are considered to be living in poverty when their yearly income falls below the Federal Poverty Threshold.

In Illinois, **1.85 million** residents are living in poverty. At least **820,000** are living in extreme poverty.

2012 Federal Annual Income Poverty Thresholds

Family Size	Extreme Poverty (0%-49% FPL)	Poverty (0%-99% FPL)	Low-Income (100%-199% FPL)
	\$5,860	\$11,720	\$23,440
	\$7,469	\$14,937	\$29,874
	\$9,142	\$18,284	\$36,568
	\$11,746	\$23,492	\$46,984

Poverty deprives your constituents of their dignity and undermines their basic human rights. Together we can work to end poverty in Illinois.

For more information contact:
Kim Drew • Policy Associate
Heartland Alliance for Human Needs & Human Rights
33 W. Grand, Suite 500 • Chicago, IL 60654
312.870.4948 • kdrew@heartlandalliance.org
www.heartlandalliance.org

Extreme Poverty in Illinois House District 74

Extreme poverty affects thousands of individuals in Illinois House District 74



In Illinois House District 74, **11,064** people are living in poverty. **4,929** of these individuals are living in extreme poverty.¹



Across the state, **502,778** Illinoisans are employed yet still live in poverty. **3,318** of these workers live in Illinois House District 74.²



In Illinois House District 74, **8,345** adults age 18-64 rely on Medicaid, which no longer provides them with critical dental services.³



In Illinois House District 74, **1,860** people lack affordable housing, meaning they pay more than 50% of their income toward housing.⁴



In Illinois, approximately **14,144** Illinoisans were homeless at least one night in 2012, including **1,905** families.⁵



In Illinois House District 74, **22,206** private sector workers do not have access to an employment based retirement savings program.⁶

1, 2, 3, 4. Social IMPACT Research Center's Analysis of the U.S. Census Bureau's 2008-2012 American Community Survey 5-year estimates.
5. National Alliance to End Homelessness (2013). The state of homelessness in America 2013. Washington, DC: Author.
6. Cowen, Spencer, 2012. Coming Up Short: The Scope of Retirement Insecurity Among Illinois Workers, Woodstock Institute.

According to federal guidelines, families are considered to be living in poverty when their yearly income falls below the Federal Poverty Threshold.

In Illinois, **1.85 million** residents are living in poverty. At least **820,000** are living in extreme poverty.

2012 Federal Annual Income Poverty Thresholds

Family Size	Extreme Poverty (0%-49% FPL)	Poverty (0%-99% FPL)	Low-Income (100%-199% FPL)
	\$5,860	\$11,720	\$23,440
	\$7,469	\$14,937	\$29,874
	\$9,142	\$18,284	\$36,568
	\$11,746	\$23,492	\$46,984

Poverty deprives your constituents of their dignity and undermines their basic human rights. Together we can work to end poverty in Illinois.

For more information contact:
Kim Drew • Policy Associate
Heartland Alliance for Human Needs & Human Rights
33 W. Grand, Suite 500 • Chicago, IL 60654
312.870.4948 • kdrew@heartlandalliance.org
www.heartlandalliance.org

Extreme Poverty in Illinois House District 75

Extreme poverty affects thousands of individuals in Illinois House District 75



In Illinois House District 75, **7,414** people are living in poverty. **2,759** of these individuals are living in extreme poverty.¹



Across the state, **502,778** Illinoisans are employed yet still live in poverty. **2,285** of these workers live in Illinois House District 75.²



In Illinois House District 75, **6,473** adults age 18-64 rely on Medicaid, which no longer provides them with critical dental services.³



In Illinois House District 75, **1,431** people lack affordable housing, meaning they pay more than 50% of their income toward housing.⁴



In Illinois, approximately **14,144** Illinoisans were homeless at least one night in 2012, including **1,905** families.⁵



In Illinois House District 75, **26,029** private sector workers do not have access to an employment based retirement savings program.⁶

1, 2, 3, 4. Social IMPACT Research Center's Analysis of the U.S. Census Bureau's 2008-2012 American Community Survey 5-year estimates.
5. National Alliance to End Homelessness (2013). The state of homelessness in America 2013. Washington, DC: Author.
6. Cowen, Spencer, 2012. Coming Up Short: The Scope of Retirement Insecurity Among Illinois Workers, Woodstock Institute.

According to federal guidelines, families are considered to be living in poverty when their yearly income falls below the Federal Poverty Threshold.

In Illinois, **1.85 million** residents are living in poverty. At least **820,000** are living in extreme poverty.

2012 Federal Annual Income Poverty Thresholds

Family Size	Extreme Poverty (0%-49% FPL)	Poverty (0%-99% FPL)	Low-Income (100%-199% FPL)
	\$5,860	\$11,720	\$23,440
	\$7,469	\$14,937	\$29,874
	\$9,142	\$18,284	\$36,568
	\$11,746	\$23,492	\$46,984

Poverty deprives your constituents of their dignity and undermines their basic human rights. Together we can work to end poverty in Illinois.

For more information contact:
Kim Drew • Policy Associate
Heartland Alliance for Human Needs & Human Rights
33 W. Grand, Suite 500 • Chicago, IL 60654
312.870.4948 • kdrew@heartlandalliance.org
www.heartlandalliance.org

Extreme Poverty in Illinois House District 76

Extreme poverty affects thousands of individuals in Illinois House District 76



In Illinois House District 76, **13,202** people are living in poverty. **5,232** of these individuals are living in extreme poverty.¹



Across the state, **502,778** Illinoisans are employed yet still live in poverty. **4,470** of these workers live in Illinois House District 76.²



In Illinois House District 76, **9,463** adults age 18-64 rely on Medicaid, which no longer provides them with critical dental services.³



In Illinois House District 76, **2,107** people lack affordable housing, meaning they pay more than 50% of their income toward housing.⁴



In Illinois, approximately **14,144** Illinoisans were homeless at least one night in 2012, including **1,905** families.⁵



In Illinois House District 76, **22,546** private sector workers do not have access to an employment based retirement savings program.⁶

1, 2, 3, 4. Social IMPACT Research Center's Analysis of the U.S. Census Bureau's 2008-2012 American Community Survey 5-year estimates.
5. National Alliance to End Homelessness (2013). The state of homelessness in America 2013. Washington, DC: Author.
6. Cowen, Spencer, 2012. Coming Up Short: The Scope of Retirement Insecurity Among Illinois Workers, Woodstock Institute.

According to federal guidelines, families are considered to be living in poverty when their yearly income falls below the Federal Poverty Threshold.

In Illinois, **1.85 million** residents are living in poverty. At least **820,000** are living in extreme poverty.

2012 Federal Annual Income Poverty Thresholds


Family Size	Extreme Poverty (0%-49% FPL)	Poverty (0%-99% FPL)	Low-Income (100%-199% FPL)
	\$5,860	\$11,720	\$23,440
	\$7,469	\$14,937	\$29,874
	\$9,142	\$18,284	\$36,568
	\$11,746	\$23,492	\$46,984

Poverty deprives your constituents of their dignity and undermines their basic human rights. Together we can work to end poverty in Illinois.

For more information contact:
Kim Drew • Policy Associate
Heartland Alliance for Human Needs & Human Rights
33 W. Grand, Suite 500 • Chicago, IL 60654
312.870.4948 • kdrew@heartlandalliance.org
www.heartlandalliance.org

Extreme Poverty in Illinois House District 77

Extreme poverty affects thousands of individuals in Illinois House District 77



In Illinois House District 77, **14,533** people are living in poverty. **4,382** of these individuals are living in extreme poverty.¹



Across the state, **502,778** Illinoisans are employed yet still live in poverty. **4,384** of these workers live in Illinois House District 77.²



In Illinois House District 77, **6,953** adults age 18-64 rely on Medicaid, which no longer provides them with critical dental services.³



In Illinois House District 77, **3,023** people lack affordable housing, meaning they pay more than 50% of their income toward housing.⁴



In Illinois, approximately **14,144** Illinoisans were homeless at least one night in 2012, including **1,905** families.⁵



In Illinois House District 77, **21,041** private sector workers do not have access to an employment based retirement savings program.⁶

1, 2, 3, 4. Social IMPACT Research Center's Analysis of the U.S. Census Bureau's 2008-2012 American Community Survey 5-year estimates.
5. National Alliance to End Homelessness (2013). The state of homelessness in America 2013. Washington, DC: Author.
6. Cowen, Spencer, 2012. Coming Up Short: The Scope of Retirement Insecurity Among Illinois Workers, Woodstock Institute.

According to federal guidelines, families are considered to be living in poverty when their yearly income falls below the Federal Poverty Threshold.

In Illinois, **1.85 million** residents are living in poverty. At least **820,000** are living in extreme poverty.

2012 Federal Annual Income Poverty Thresholds

Family Size	Extreme Poverty (0%-49% FPL)	Poverty (0%-99% FPL)	Low-Income (100%-199% FPL)
	\$5,860	\$11,720	\$23,440
	\$7,469	\$14,937	\$29,874
	\$9,142	\$18,284	\$36,568
	\$11,746	\$23,492	\$46,984

Poverty deprives your constituents of their dignity and undermines their basic human rights. Together we can work to end poverty in Illinois.

For more information contact:
Kim Drew • Policy Associate
Heartland Alliance for Human Needs & Human Rights
33 W. Grand, Suite 500 • Chicago, IL 60654
312.870.4948 • kdrew@heartlandalliance.org
www.heartlandalliance.org

Extreme Poverty in Illinois House District 78

Extreme poverty affects thousands of individuals in Illinois House District 78



In Illinois House District 78, **14,207** people are living in poverty. **6,335** of these individuals are living in extreme poverty.¹



Across the state, **502,778** Illinoisans are employed yet still live in poverty. **3,783** of these workers live in Illinois House District 78.²



In Illinois House District 78, **9,000** adults age 18-64 rely on Medicaid, which no longer provides them with critical dental services.³



In Illinois House District 78, **4,075** people lack affordable housing, meaning they pay more than 50% of their income toward housing.⁴



In Illinois, approximately **14,144** Illinoisans were homeless at least one night in 2012, including **1,905** families.⁵



In Illinois House District 78, **22,557** private sector workers do not have access to an employment based retirement savings program.⁶

1, 2, 3, 4. Social IMPACT Research Center's Analysis of the U.S. Census Bureau's 2008-2012 American Community Survey 5-year estimates.
5. National Alliance to End Homelessness (2013). The state of homelessness in America 2013. Washington, DC: Author.
6. Cowen, Spencer, 2012. Coming Up Short: The Scope of Retirement Insecurity Among Illinois Workers, Woodstock Institute.

According to federal guidelines, families are considered to be living in poverty when their yearly income falls below the Federal Poverty Threshold.

In Illinois, **1.85 million** residents are living in poverty. At least **820,000** are living in extreme poverty.

2012 Federal Annual Income Poverty Thresholds

Family Size	Extreme Poverty (0%-49% FPL)	Poverty (0%-99% FPL)	Low-Income (100%-199% FPL)
	\$5,860	\$11,720	\$23,440
	\$7,469	\$14,937	\$29,874
	\$9,142	\$18,284	\$36,568
	\$11,746	\$23,492	\$46,984

Poverty deprives your constituents of their dignity and undermines their basic human rights. Together we can work to end poverty in Illinois.

For more information contact:
Kim Drew • Policy Associate
Heartland Alliance for Human Needs & Human Rights
33 W. Grand, Suite 500 • Chicago, IL 60654
312.870.4948 • kdrew@heartlandalliance.org
www.heartlandalliance.org

Extreme Poverty in Illinois House District 79

Extreme poverty affects thousands of individuals in Illinois House District 79



In Illinois House District 79, **16,825** people are living in poverty. **8,289** of these individuals are living in extreme poverty.¹



Across the state, **502,778** Illinoisans are employed yet still live in poverty. **4,584** of these workers live in Illinois House District 79.²



In Illinois House District 79, **10,968** adults age 18-64 rely on Medicaid, which no longer provides them with critical dental services.³



In Illinois House District 79, **3,168** people lack affordable housing, meaning they pay more than 50% of their income toward housing.⁴



In Illinois, approximately **14,144** Illinoisans were homeless at least one night in 2012, including **1,905** families.⁵



In Illinois House District 79, **20,852** private sector workers do not have access to an employment based retirement savings program.⁶

1, 2, 3, 4. Social IMPACT Research Center's Analysis of the U.S. Census Bureau's 2008-2012 American Community Survey 5-year estimates.
5. National Alliance to End Homelessness (2013). The state of homelessness in America 2013. Washington, DC: Author.
6. Cowen, Spencer, 2012. Coming Up Short: The Scope of Retirement Insecurity Among Illinois Workers, Woodstock Institute.

According to federal guidelines, families are considered to be living in poverty when their yearly income falls below the Federal Poverty Threshold.

In Illinois, **1.85 million** residents are living in poverty. At least **820,000** are living in extreme poverty.

2012 Federal Annual Income Poverty Thresholds

Family Size	Extreme Poverty (0%-49% FPL)	Poverty (0%-99% FPL)	Low-Income (100%-199% FPL)
	\$5,860	\$11,720	\$23,440
	\$7,469	\$14,937	\$29,874
	\$9,142	\$18,284	\$36,568
	\$11,746	\$23,492	\$46,984

Poverty deprives your constituents of their dignity and undermines their basic human rights. Together we can work to end poverty in Illinois.

For more information contact:
Kim Drew • Policy Associate
Heartland Alliance for Human Needs & Human Rights
33 W. Grand, Suite 500 • Chicago, IL 60654
312.870.4948 • kdrew@heartlandalliance.org
www.heartlandalliance.org

Extreme Poverty in Illinois House District 80

Extreme poverty affects thousands of individuals in Illinois House District 80



In Illinois House District 80, **16,591** people are living in poverty. **7,021** of these individuals are living in extreme poverty.¹



Across the state, **502,778** Illinoisans are employed yet still live in poverty. **3,767** of these workers live in Illinois House District 80.²



In Illinois House District 80, **8,840** adults age 18-64 rely on Medicaid, which no longer provides them with critical dental services.³



In Illinois House District 80, **2,779** people lack affordable housing, meaning they pay more than 50% of their income toward housing.⁴



In Illinois, approximately **14,144** Illinoisans were homeless at least one night in 2012, including **1,905** families.⁵



In Illinois House District 80, **21,612** private sector workers do not have access to an employment based retirement savings program.⁶

1, 2, 3, 4. Social IMPACT Research Center's Analysis of the U.S. Census Bureau's 2008-2012 American Community Survey 5-year estimates.
5. National Alliance to End Homelessness (2013). The state of homelessness in America 2013. Washington, DC: Author.
6. Cowen, Spencer, 2012. Coming Up Short: The Scope of Retirement Insecurity Among Illinois Workers, Woodstock Institute.

According to federal guidelines, families are considered to be living in poverty when their yearly income falls below the Federal Poverty Threshold.

In Illinois, **1.85 million** residents are living in poverty. At least **820,000** are living in extreme poverty.

2012 Federal Annual Income Poverty Thresholds


Family Size	Extreme Poverty (0%-49% FPL)	Poverty (0%-99% FPL)	Low-Income (100%-199% FPL)
	\$5,860	\$11,720	\$23,440
	\$7,469	\$14,937	\$29,874
	\$9,142	\$18,284	\$36,568
	\$11,746	\$23,492	\$46,984

Poverty deprives your constituents of their dignity and undermines their basic human rights. Together we can work to end poverty in Illinois.

For more information contact:
Kim Drew • Policy Associate
Heartland Alliance for Human Needs & Human Rights
33 W. Grand, Suite 500 • Chicago, IL 60654
312.870.4948 • kdrew@heartlandalliance.org
www.heartlandalliance.org

Extreme Poverty in Illinois House District 81

Extreme poverty affects thousands of individuals in Illinois House District 81



In Illinois House District 81, **4,836** people are living in poverty. **2,282** of these individuals are living in extreme poverty.¹



Across the state, **502,778** Illinoisans are employed yet still live in poverty. **1,761** of these workers live in Illinois House District 81.²



In Illinois House District 81, **4,122** adults age 18-64 rely on Medicaid, which no longer provides them with critical dental services.³



In Illinois House District 81, **1,652** people lack affordable housing, meaning they pay more than 50% of their income toward housing.⁴



In Illinois, approximately **14,144** Illinoisans were homeless at least one night in 2012, including **1,905** families.⁵



In Illinois House District 81, **26,499** private sector workers do not have access to an employment based retirement savings program.⁶

1, 2, 3, 4. Social IMPACT Research Center's Analysis of the U.S. Census Bureau's 2008-2012 American Community Survey 5-year estimates.
5. National Alliance to End Homelessness (2013). The state of homelessness in America 2013. Washington, DC: Author.
6. Cowen, Spencer, 2012. Coming Up Short: The Scope of Retirement Insecurity Among Illinois Workers, Woodstock Institute.

According to federal guidelines, families are considered to be living in poverty when their yearly income falls below the Federal Poverty Threshold.

In Illinois, **1.85 million** residents are living in poverty. At least **820,000** are living in extreme poverty.

2012 Federal Annual Income Poverty Thresholds

Family Size	Extreme Poverty (0%-49% FPL)	Poverty (0%-99% FPL)	Low-Income (100%-199% FPL)
	\$5,860	\$11,720	\$23,440
	\$7,469	\$14,937	\$29,874
	\$9,142	\$18,284	\$36,568
	\$11,746	\$23,492	\$46,984

Poverty deprives your constituents of their dignity and undermines their basic human rights. Together we can work to end poverty in Illinois.

For more information contact:
Kim Drew • Policy Associate
Heartland Alliance for Human Needs & Human Rights
33 W. Grand, Suite 500 • Chicago, IL 60654
312.870.4948 • kdrew@heartlandalliance.org
www.heartlandalliance.org

Extreme Poverty in Illinois House District 82

Extreme poverty affects thousands of individuals in Illinois House District 82



In Illinois House District 82, **4,405** people are living in poverty. **1,978** of these individuals are living in extreme poverty.¹



Across the state, **502,778** Illinoisans are employed yet still live in poverty. **1,304** of these workers live in Illinois House District 82.²



In Illinois House District 82, **3,899** adults age 18-64 rely on Medicaid, which no longer provides them with critical dental services.³



In Illinois House District 82, **1,196** people lack affordable housing, meaning they pay more than 50% of their income toward housing.⁴



In Illinois, approximately **14,144** Illinoisans were homeless at least one night in 2012, including **1,905** families.⁵



In Illinois House District 82, **24,973** private sector workers do not have access to an employment based retirement savings program.⁶

1, 2, 3, 4. Social IMPACT Research Center's Analysis of the U.S. Census Bureau's 2008-2012 American Community Survey 5-year estimates.
5. National Alliance to End Homelessness (2013). The state of homelessness in America 2013. Washington, DC: Author.
6. Cowen, Spencer, 2012. Coming Up Short: The Scope of Retirement Insecurity Among Illinois Workers, Woodstock Institute.

According to federal guidelines, families are considered to be living in poverty when their yearly income falls below the Federal Poverty Threshold.

In Illinois, **1.85 million** residents are living in poverty. At least **820,000** are living in extreme poverty.

2012 Federal Annual Income Poverty Thresholds

Family Size	Extreme Poverty (0%-49% FPL)	Poverty (0%-99% FPL)	Low-Income (100%-199% FPL)
	\$5,860	\$11,720	\$23,440
	\$7,469	\$14,937	\$29,874
	\$9,142	\$18,284	\$36,568
	\$11,746	\$23,492	\$46,984

Poverty deprives your constituents of their dignity and undermines their basic human rights. Together we can work to end poverty in Illinois.

For more information contact:
Kim Drew • Policy Associate
Heartland Alliance for Human Needs & Human Rights
33 W. Grand, Suite 500 • Chicago, IL 60654
312.870.4948 • kdrew@heartlandalliance.org
www.heartlandalliance.org

Extreme Poverty in Illinois House District 83

Extreme poverty affects thousands of individuals in Illinois House District 83



In Illinois House District 83, **20,710** people are living in poverty. **7,725** of these individuals are living in extreme poverty.¹



Across the state, **502,778** Illinoisans are employed yet still live in poverty. **5,969** of these workers live in Illinois House District 83.²



In Illinois House District 83, **8,969** adults age 18-64 rely on Medicaid, which no longer provides them with critical dental services.³



In Illinois House District 83, **4,110** people lack affordable housing, meaning they pay more than 50% of their income toward housing.⁴



In Illinois, approximately **14,144** Illinoisans were homeless at least one night in 2012, including **1,905** families.⁵



In Illinois House District 83, **17,524** private sector workers do not have access to an employment based retirement savings program.⁶

1, 2, 3, 4. Social IMPACT Research Center's Analysis of the U.S. Census Bureau's 2008-2012 American Community Survey 5-year estimates.
5. National Alliance to End Homelessness (2013). The state of homelessness in America 2013. Washington, DC: Author.
6. Cowen, Spencer, 2012. Coming Up Short: The Scope of Retirement Insecurity Among Illinois Workers, Woodstock Institute.

According to federal guidelines, families are considered to be living in poverty when their yearly income falls below the Federal Poverty Threshold.

In Illinois, **1.85 million** residents are living in poverty. At least **820,000** are living in extreme poverty.

2012 Federal Annual Income Poverty Thresholds

Family Size	Extreme Poverty (0%-49% FPL)	Poverty (0%-99% FPL)	Low-Income (100%-199% FPL)
	\$5,860	\$11,720	\$23,440
	\$7,469	\$14,937	\$29,874
	\$9,142	\$18,284	\$36,568
	\$11,746	\$23,492	\$46,984

Poverty deprives your constituents of their dignity and undermines their basic human rights. Together we can work to end poverty in Illinois.

For more information contact:
Kim Drew • Policy Associate
Heartland Alliance for Human Needs & Human Rights
33 W. Grand, Suite 500 • Chicago, IL 60654
312.870.4948 • kdrew@heartlandalliance.org
www.heartlandalliance.org

Extreme Poverty in Illinois House District 84

Extreme poverty affects thousands of individuals in Illinois House District 84



In Illinois House District 84, **9,363** people are living in poverty. **3,847** of these individuals are living in extreme poverty.¹



Across the state, **502,778** Illinoisans are employed yet still live in poverty. **2,522** of these workers live in Illinois House District 84.²




In Illinois House District 84, **4,931** adults age 18-64 rely on Medicaid, which no longer provides them with critical dental services.³



In Illinois House District 84, **1,830** people lack affordable housing, meaning they pay more than 50% of their income toward housing.⁴



In Illinois, approximately **14,144** Illinoisans were homeless at least one night in 2012, including **1,905** families.⁵



In Illinois House District 84, **21,343** private sector workers do not have access to an employment based retirement savings program.⁶

1, 2, 3, 4. Social IMPACT Research Center's Analysis of the U.S. Census Bureau's 2008-2012 American Community Survey 5-year estimates.
5. National Alliance to End Homelessness (2013). The state of homelessness in America 2013. Washington, DC: Author.
6. Cowen, Spencer, 2012. Coming Up Short: The Scope of Retirement Insecurity Among Illinois Workers, Woodstock Institute.

According to federal guidelines, families are considered to be living in poverty when their yearly income falls below the Federal Poverty Threshold.

In Illinois, **1.85 million** residents are living in poverty. At least **820,000** are living in extreme poverty.

2012 Federal Annual Income Poverty Thresholds


Family Size	Extreme Poverty (0%-49% FPL)	Poverty (0%-99% FPL)	Low-Income (100%-199% FPL)
	\$5,860	\$11,720	\$23,440
	\$7,469	\$14,937	\$29,874
	\$9,142	\$18,284	\$36,568
	\$11,746	\$23,492	\$46,984

Poverty deprives your constituents of their dignity and undermines their basic human rights. Together we can work to end poverty in Illinois.

For more information contact:
Kim Drew • Policy Associate
Heartland Alliance for Human Needs & Human Rights
33 W. Grand, Suite 500 • Chicago, IL 60654
312.870.4948 • kdrew@heartlandalliance.org
www.heartlandalliance.org

Extreme Poverty in Illinois House District 85

Extreme poverty affects thousands of individuals in Illinois House District 85



In Illinois House District 85, **8,913** people are living in poverty. **4,141** of these individuals are living in extreme poverty.¹



Across the state, **502,778** Illinoisans are employed yet still live in poverty. **2,175** of these workers live in Illinois House District 85.²



In Illinois House District 85, **6,554** adults age 18-64 rely on Medicaid, which no longer provides them with critical dental services.³



In Illinois House District 85, **1,880** people lack affordable housing, meaning they pay more than 50% of their income toward housing.⁴



In Illinois, approximately **14,144** Illinoisans were homeless at least one night in 2012, including **1,905** families.⁵



In Illinois House District 85, **22,784** private sector workers do not have access to an employment based retirement savings program.⁶

1, 2, 3, 4. Social IMPACT Research Center's Analysis of the U.S. Census Bureau's 2008-2012 American Community Survey 5-year estimates.
5. National Alliance to End Homelessness (2013). The state of homelessness in America 2013. Washington, DC: Author.
6. Cowen, Spencer, 2012. Coming Up Short: The Scope of Retirement Insecurity Among Illinois Workers, Woodstock Institute.

According to federal guidelines, families are considered to be living in poverty when their yearly income falls below the Federal Poverty Threshold.

In Illinois, **1.85 million** residents are living in poverty. At least **820,000** are living in extreme poverty.

2012 Federal Annual Income Poverty Thresholds

Family Size	Extreme Poverty (0%-49% FPL)	Poverty (0%-99% FPL)	Low-Income (100%-199% FPL)
	\$5,860	\$11,720	\$23,440
	\$7,469	\$14,937	\$29,874
	\$9,142	\$18,284	\$36,568
	\$11,746	\$23,492	\$46,984

Poverty deprives your constituents of their dignity and undermines their basic human rights. Together we can work to end poverty in Illinois.

For more information contact:
Kim Drew • Policy Associate
Heartland Alliance for Human Needs & Human Rights
33 W. Grand, Suite 500 • Chicago, IL 60654
312.870.4948 • kdrew@heartlandalliance.org
www.heartlandalliance.org

Extreme Poverty in Illinois House District 86

Extreme poverty affects thousands of individuals in Illinois House District 86



In Illinois House District 86, **18,883** people are living in poverty. **6,956** of these individuals are living in extreme poverty.¹



Across the state, **502,778** Illinoisans are employed yet still live in poverty. **5,411** of these workers live in Illinois House District 86.²



In Illinois House District 86, **10,410** adults age 18-64 rely on Medicaid, which no longer provides them with critical dental services.³



In Illinois House District 86, **3,826** people lack affordable housing, meaning they pay more than 50% of their income toward housing.⁴



In Illinois, approximately **14,144** Illinoisans were homeless at least one night in 2012, including **1,905** families.⁵



In Illinois House District 86, **21,093** private sector workers do not have access to an employment based retirement savings program.⁶

1, 2, 3, 4. Social IMPACT Research Center's Analysis of the U.S. Census Bureau's 2008-2012 American Community Survey 5-year estimates.
5. National Alliance to End Homelessness (2013). The state of homelessness in America 2013. Washington, DC: Author.
6. Cowen, Spencer, 2012. Coming Up Short: The Scope of Retirement Insecurity Among Illinois Workers, Woodstock Institute.

According to federal guidelines, families are considered to be living in poverty when their yearly income falls below the Federal Poverty Threshold.

In Illinois, **1.85 million** residents are living in poverty. At least **820,000** are living in extreme poverty.

2012 Federal Annual Income Poverty Thresholds

Family Size	Extreme Poverty (0%-49% FPL)	Poverty (0%-99% FPL)	Low-Income (100%-199% FPL)
	\$5,860	\$11,720	\$23,440
	\$7,469	\$14,937	\$29,874
	\$9,142	\$18,284	\$36,568
	\$11,746	\$23,492	\$46,984

Poverty deprives your constituents of their dignity and undermines their basic human rights. Together we can work to end poverty in Illinois.

For more information contact:
Kim Drew • Policy Associate
Heartland Alliance for Human Needs & Human Rights
33 W. Grand, Suite 500 • Chicago, IL 60654
312.870.4948 • kdrew@heartlandalliance.org
www.heartlandalliance.org

Extreme Poverty in Illinois House District 87

Extreme poverty affects thousands of individuals in Illinois House District 87



In Illinois House District 87, **10,363** people are living in poverty. **4,716** of these individuals are living in extreme poverty.¹



Across the state, **502,778** Illinoisans are employed yet still live in poverty. **3,491** of these workers live in Illinois House District 87.²



In Illinois House District 87, **8,938** adults age 18-64 rely on Medicaid, which no longer provides them with critical dental services.³



In Illinois House District 87, **1,871** people lack affordable housing, meaning they pay more than 50% of their income toward housing.⁴



In Illinois, approximately **14,144** Illinoisans were homeless at least one night in 2012, including **1,905** families.⁵



In Illinois House District 87, **21,757** private sector workers do not have access to an employment based retirement savings program.⁶

1, 2, 3, 4. Social IMPACT Research Center's Analysis of the U.S. Census Bureau's 2008-2012 American Community Survey 5-year estimates.
5. National Alliance to End Homelessness (2013). The state of homelessness in America 2013. Washington, DC: Author.
6. Cowen, Spencer, 2012. Coming Up Short: The Scope of Retirement Insecurity Among Illinois Workers, Woodstock Institute.

According to federal guidelines, families are considered to be living in poverty when their yearly income falls below the Federal Poverty Threshold.

In Illinois, **1.85 million** residents are living in poverty. At least **820,000** are living in extreme poverty.

2012 Federal Annual Income Poverty Thresholds

Family Size	Extreme Poverty (0%-49% FPL)	Poverty (0%-99% FPL)	Low-Income (100%-199% FPL)
	\$5,860	\$11,720	\$23,440
	\$7,469	\$14,937	\$29,874
	\$9,142	\$18,284	\$36,568
	\$11,746	\$23,492	\$46,984

Poverty deprives your constituents of their dignity and undermines their basic human rights. Together we can work to end poverty in Illinois.

For more information contact:
Kim Drew • Policy Associate
Heartland Alliance for Human Needs & Human Rights
33 W. Grand, Suite 500 • Chicago, IL 60654
312.870.4948 • kdrew@heartlandalliance.org
www.heartlandalliance.org

Extreme Poverty in Illinois House District 88

Extreme poverty affects thousands of individuals in Illinois House District 88



In Illinois House District 88, **10,681** people are living in poverty. **4,041** of these individuals are living in extreme poverty.¹



Across the state, **502,778** Illinoisans are employed yet still live in poverty. **3,968** of these workers live in Illinois House District 88.²



In Illinois House District 88, **7,913** adults age 18-64 rely on Medicaid, which no longer provides them with critical dental services.³



In Illinois House District 88, **2,272** people lack affordable housing, meaning they pay more than 50% of their income toward housing.⁴



In Illinois, approximately **14,144** Illinoisans were homeless at least one night in 2012, including **1,905** families.⁵



In Illinois House District 88, **26,112** private sector workers do not have access to an employment based retirement savings program.⁶

1, 2, 3, 4. Social IMPACT Research Center's Analysis of the U.S. Census Bureau's 2008-2012 American Community Survey 5-year estimates.
5. National Alliance to End Homelessness (2013). The state of homelessness in America 2013. Washington, DC: Author.
6. Cowen, Spencer, 2012. Coming Up Short: The Scope of Retirement Insecurity Among Illinois Workers, Woodstock Institute.

According to federal guidelines, families are considered to be living in poverty when their yearly income falls below the Federal Poverty Threshold.

In Illinois, **1.85 million** residents are living in poverty. At least **820,000** are living in extreme poverty.

2012 Federal Annual Income Poverty Thresholds


Family Size	Extreme Poverty (0%-49% FPL)	Poverty (0%-99% FPL)	Low-Income (100%-199% FPL)
	\$5,860	\$11,720	\$23,440
	\$7,469	\$14,937	\$29,874
	\$9,142	\$18,284	\$36,568
	\$11,746	\$23,492	\$46,984

Poverty deprives your constituents of their dignity and undermines their basic human rights. Together we can work to end poverty in Illinois.

For more information contact:
Kim Drew • Policy Associate
Heartland Alliance for Human Needs & Human Rights
33 W. Grand, Suite 500 • Chicago, IL 60654
312.870.4948 • kdrew@heartlandalliance.org
www.heartlandalliance.org

Extreme Poverty in Illinois House District 89

Extreme poverty affects thousands of individuals in Illinois House District 89



In Illinois House District 89, **11,737** people are living in poverty. **4,874** of these individuals are living in extreme poverty.¹



Across the state, **502,778** Illinoisans are employed yet still live in poverty. **3,892** of these workers live in Illinois House District 89.²



In Illinois House District 89, **9,354** adults age 18-64 rely on Medicaid, which no longer provides them with critical dental services.³



In Illinois House District 89, **1,882** people lack affordable housing, meaning they pay more than 50% of their income toward housing.⁴



In Illinois, approximately **14,144** Illinoisans were homeless at least one night in 2012, including **1,905** families.⁵



In Illinois House District 89, **21,741** private sector workers do not have access to an employment based retirement savings program.⁶

1, 2, 3, 4. Social IMPACT Research Center's Analysis of the U.S. Census Bureau's 2008-2012 American Community Survey 5-year estimates.
5. National Alliance to End Homelessness (2013). The state of homelessness in America 2013. Washington, DC: Author.
6. Cowen, Spencer, 2012. Coming Up Short: The Scope of Retirement Insecurity Among Illinois Workers, Woodstock Institute.

According to federal guidelines, families are considered to be living in poverty when their yearly income falls below the Federal Poverty Threshold.

In Illinois, **1.85 million** residents are living in poverty. At least **820,000** are living in extreme poverty.

2012 Federal Annual Income Poverty Thresholds

Family Size	Extreme Poverty (0%-49% FPL)	Poverty (0%-99% FPL)	Low-Income (100%-199% FPL)
	\$5,860	\$11,720	\$23,440
	\$7,469	\$14,937	\$29,874
	\$9,142	\$18,284	\$36,568
	\$11,746	\$23,492	\$46,984

Poverty deprives your constituents of their dignity and undermines their basic human rights. Together we can work to end poverty in Illinois.

For more information contact:
Kim Drew • Policy Associate
Heartland Alliance for Human Needs & Human Rights
33 W. Grand, Suite 500 • Chicago, IL 60654
312.870.4948 • kdrew@heartlandalliance.org
www.heartlandalliance.org

Extreme Poverty in Illinois House District 90

Extreme poverty affects thousands of individuals in Illinois House District 90



In Illinois House District 90, **9,884** people are living in poverty. **4,330** of these individuals are living in extreme poverty.¹



Across the state, **502,778** Illinoisans are employed yet still live in poverty. **3,943** of these workers live in Illinois House District 90.²



In Illinois House District 90, **7,601** adults age 18-64 rely on Medicaid, which no longer provides them with critical dental services.³



In Illinois House District 90, **1,793** people lack affordable housing, meaning they pay more than 50% of their income toward housing.⁴



In Illinois, approximately **14,144** Illinoisans were homeless at least one night in 2012, including **1,905** families.⁵



In Illinois House District 90, **19,707** private sector workers do not have access to an employment based retirement savings program.⁶

1, 2, 3, 4. Social IMPACT Research Center's Analysis of the U.S. Census Bureau's 2008-2012 American Community Survey 5-year estimates.
5. National Alliance to End Homelessness (2013). The state of homelessness in America 2013. Washington, DC: Author.
6. Cowen, Spencer, 2012. Coming Up Short: The Scope of Retirement Insecurity Among Illinois Workers, Woodstock Institute.

According to federal guidelines, families are considered to be living in poverty when their yearly income falls below the Federal Poverty Threshold.

In Illinois, **1.85 million** residents are living in poverty. At least **820,000** are living in extreme poverty.

2012 Federal Annual Income Poverty Thresholds

Family Size	Extreme Poverty (0%-49% FPL)	Poverty (0%-99% FPL)	Low-Income (100%-199% FPL)
	\$5,860	\$11,720	\$23,440
	\$7,469	\$14,937	\$29,874
	\$9,142	\$18,284	\$36,568
	\$11,746	\$23,492	\$46,984

Poverty deprives your constituents of their dignity and undermines their basic human rights. Together we can work to end poverty in Illinois.

For more information contact:
Kim Drew • Policy Associate
Heartland Alliance for Human Needs & Human Rights
33 W. Grand, Suite 500 • Chicago, IL 60654
312.870.4948 • kdrew@heartlandalliance.org
www.heartlandalliance.org

Extreme Poverty in Illinois House District 91

Extreme poverty affects thousands of individuals in Illinois House District 91



In Illinois House District 91, **12,716** people are living in poverty. **5,803** of these individuals are living in extreme poverty.¹



Across the state, **502,778** Illinoisans are employed yet still live in poverty. **4,094** of these workers live in Illinois House District 91.²



In Illinois House District 91, **10,277** adults age 18-64 rely on Medicaid, which no longer provides them with critical dental services.³



In Illinois House District 91, **2,131** people lack affordable housing, meaning they pay more than 50% of their income toward housing.⁴



In Illinois, approximately **14,144** Illinoisans were homeless at least one night in 2012, including **1,905** families.⁵



In Illinois House District 91, **19,319** private sector workers do not have access to an employment based retirement savings program.⁶

1, 2, 3, 4. Social IMPACT Research Center's Analysis of the U.S. Census Bureau's 2008-2012 American Community Survey 5-year estimates.
5. National Alliance to End Homelessness (2013). The state of homelessness in America 2013. Washington, DC: Author.
6. Cowen, Spencer, 2012. Coming Up Short: The Scope of Retirement Insecurity Among Illinois Workers, Woodstock Institute.

According to federal guidelines, families are considered to be living in poverty when their yearly income falls below the Federal Poverty Threshold.

In Illinois, **1.85 million** residents are living in poverty. At least **820,000** are living in extreme poverty.

2012 Federal Annual Income Poverty Thresholds

Family Size	Extreme Poverty (0%-49% FPL)	Poverty (0%-99% FPL)	Low-Income (100%-199% FPL)
	\$5,860	\$11,720	\$23,440
	\$7,469	\$14,937	\$29,874
	\$9,142	\$18,284	\$36,568
	\$11,746	\$23,492	\$46,984

Poverty deprives your constituents of their dignity and undermines their basic human rights. Together we can work to end poverty in Illinois.

For more information contact:
Kim Drew • Policy Associate
Heartland Alliance for Human Needs & Human Rights
33 W. Grand, Suite 500 • Chicago, IL 60654
312.870.4948 • kdrew@heartlandalliance.org
www.heartlandalliance.org

Extreme Poverty in Illinois House District 92

Extreme poverty affects thousands of individuals in Illinois House District 92



In Illinois House District 92, **25,981** people are living in poverty. **11,413** of these individuals are living in extreme poverty.¹



Across the state, **502,778** Illinoisans are employed yet still live in poverty. **7,320** of these workers live in Illinois House District 92.²



In Illinois House District 92, **13,678** adults age 18-64 rely on Medicaid, which no longer provides them with critical dental services.³



In Illinois House District 92, **4,581** people lack affordable housing, meaning they pay more than 50% of their income toward housing.⁴



In Illinois, approximately **14,144** Illinoisans were homeless at least one night in 2012, including **1,905** families.⁵



In Illinois House District 92, **23,806** private sector workers do not have access to an employment based retirement savings program.⁶

1, 2, 3, 4. Social IMPACT Research Center's Analysis of the U.S. Census Bureau's 2008-2012 American Community Survey 5-year estimates.
5. National Alliance to End Homelessness (2013). The state of homelessness in America 2013. Washington, DC: Author.
6. Cowen, Spencer, 2012. Coming Up Short: The Scope of Retirement Insecurity Among Illinois Workers, Woodstock Institute.

According to federal guidelines, families are considered to be living in poverty when their yearly income falls below the Federal Poverty Threshold.

In Illinois, **1.85 million** residents are living in poverty. At least **820,000** are living in extreme poverty.

2012 Federal Annual Income Poverty Thresholds


Family Size	Extreme Poverty (0%-49% FPL)	Poverty (0%-99% FPL)	Low-Income (100%-199% FPL)
	\$5,860	\$11,720	\$23,440
	\$7,469	\$14,937	\$29,874
	\$9,142	\$18,284	\$36,568
	\$11,746	\$23,492	\$46,984

Poverty deprives your constituents of their dignity and undermines their basic human rights. Together we can work to end poverty in Illinois.

For more information contact:
Kim Drew • Policy Associate
Heartland Alliance for Human Needs & Human Rights
33 W. Grand, Suite 500 • Chicago, IL 60654
312.870.4948 • kdrew@heartlandalliance.org
www.heartlandalliance.org

Extreme Poverty in Illinois House District 93

Extreme poverty affects thousands of individuals in Illinois House District 93



In Illinois House District 93, **18,336** people are living in poverty. **8,359** of these individuals are living in extreme poverty.¹



Across the state, **502,778** Illinoisans are employed yet still live in poverty. **6,906** of these workers live in Illinois House District 93.²



In Illinois House District 93, **11,466** adults age 18-64 rely on Medicaid, which no longer provides them with critical dental services.³



In Illinois House District 93, **3,580** people lack affordable housing, meaning they pay more than 50% of their income toward housing.⁴



In Illinois, approximately **14,144** Illinoisans were homeless at least one night in 2012, including **1,905** families.⁵



In Illinois House District 93, **17,769** private sector workers do not have access to an employment based retirement savings program.⁶

1, 2, 3, 4. Social IMPACT Research Center's Analysis of the U.S. Census Bureau's 2008-2012 American Community Survey 5-year estimates.
5. National Alliance to End Homelessness (2013). The state of homelessness in America 2013. Washington, DC: Author.
6. Cowen, Spencer, 2012. Coming Up Short: The Scope of Retirement Insecurity Among Illinois Workers, Woodstock Institute.

According to federal guidelines, families are considered to be living in poverty when their yearly income falls below the Federal Poverty Threshold.

In Illinois, **1.85 million** residents are living in poverty. At least **820,000** are living in extreme poverty.

2012 Federal Annual Income Poverty Thresholds

Family Size	Extreme Poverty (0%-49% FPL)	Poverty (0%-99% FPL)	Low-Income (100%-199% FPL)
	\$5,860	\$11,720	\$23,440
	\$7,469	\$14,937	\$29,874
	\$9,142	\$18,284	\$36,568
	\$11,746	\$23,492	\$46,984

Poverty deprives your constituents of their dignity and undermines their basic human rights. Together we can work to end poverty in Illinois.

For more information contact:
Kim Drew • Policy Associate
Heartland Alliance for Human Needs & Human Rights
33 W. Grand, Suite 500 • Chicago, IL 60654
312.870.4948 • kdrew@heartlandalliance.org
www.heartlandalliance.org

Extreme Poverty in Illinois House District 94

Extreme poverty affects thousands of individuals in Illinois House District 94



In Illinois House District 94, **14,581** people are living in poverty. **5,771** of these individuals are living in extreme poverty.¹



Across the state, **502,778** Illinoisans are employed yet still live in poverty. **5,005** of these workers live in Illinois House District 94.²



In Illinois House District 94, **10,921** adults age 18-64 rely on Medicaid, which no longer provides them with critical dental services.³



In Illinois House District 94, **2,111** people lack affordable housing, meaning they pay more than 50% of their income toward housing.⁴



In Illinois, approximately **14,144** Illinoisans were homeless at least one night in 2012, including **1,905** families.⁵



In Illinois House District 94, **23,610** private sector workers do not have access to an employment based retirement savings program.⁶

1, 2, 3, 4. Social IMPACT Research Center's Analysis of the U.S. Census Bureau's 2008-2012 American Community Survey 5-year estimates.
5. National Alliance to End Homelessness (2013). The state of homelessness in America 2013. Washington, DC: Author.
6. Cowen, Spencer, 2012. Coming Up Short: The Scope of Retirement Insecurity Among Illinois Workers, Woodstock Institute.

According to federal guidelines, families are considered to be living in poverty when their yearly income falls below the Federal Poverty Threshold.

In Illinois, **1.85 million** residents are living in poverty. At least **820,000** are living in extreme poverty.

2012 Federal Annual Income Poverty Thresholds

Family Size	Extreme Poverty (0%-49% FPL)	Poverty (0%-99% FPL)	Low-Income (100%-199% FPL)
	\$5,860	\$11,720	\$23,440
	\$7,469	\$14,937	\$29,874
	\$9,142	\$18,284	\$36,568
	\$11,746	\$23,492	\$46,984

Poverty deprives your constituents of their dignity and undermines their basic human rights. Together we can work to end poverty in Illinois.

For more information contact:
Kim Drew • Policy Associate
Heartland Alliance for Human Needs & Human Rights
33 W. Grand, Suite 500 • Chicago, IL 60654
312.870.4948 • kdrew@heartlandalliance.org
www.heartlandalliance.org

Extreme Poverty in Illinois House District 95

Extreme poverty affects thousands of individuals in Illinois House District 95



In Illinois House District 95, **13,664** people are living in poverty. **5,203** of these individuals are living in extreme poverty.¹



Across the state, **502,778** Illinoisans are employed yet still live in poverty. **4,341** of these workers live in Illinois House District 95.²



In Illinois House District 95, **10,589** adults age 18-64 rely on Medicaid, which no longer provides them with critical dental services.³



In Illinois House District 95, **1,690** people lack affordable housing, meaning they pay more than 50% of their income toward housing.⁴



In Illinois, approximately **14,144** Illinoisans were homeless at least one night in 2012, including **1,905** families.⁵



In Illinois House District 95, **20,168** private sector workers do not have access to an employment based retirement savings program.⁶

1, 2, 3, 4. Social IMPACT Research Center's Analysis of the U.S. Census Bureau's 2008-2012 American Community Survey 5-year estimates.
5. National Alliance to End Homelessness (2013). The state of homelessness in America 2013. Washington, DC: Author.
6. Cowen, Spencer, 2012. Coming Up Short: The Scope of Retirement Insecurity Among Illinois Workers, Woodstock Institute.

According to federal guidelines, families are considered to be living in poverty when their yearly income falls below the Federal Poverty Threshold.

In Illinois, **1.85 million** residents are living in poverty. At least **820,000** are living in extreme poverty.

2012 Federal Annual Income Poverty Thresholds

Family Size	Extreme Poverty (0%-49% FPL)	Poverty (0%-99% FPL)	Low-Income (100%-199% FPL)
	\$5,860	\$11,720	\$23,440
	\$7,469	\$14,937	\$29,874
	\$9,142	\$18,284	\$36,568
	\$11,746	\$23,492	\$46,984

Poverty deprives your constituents of their dignity and undermines their basic human rights. Together we can work to end poverty in Illinois.

For more information contact:
Kim Drew • Policy Associate
Heartland Alliance for Human Needs & Human Rights
33 W. Grand, Suite 500 • Chicago, IL 60654
312.870.4948 • kdrew@heartlandalliance.org
www.heartlandalliance.org

Extreme Poverty in Illinois House District 96

Extreme poverty affects thousands of individuals in Illinois House District 96



In Illinois House District 96, **26,714** people are living in poverty. **12,472** of these individuals are living in extreme poverty.¹



Across the state, **502,778** Illinoisans are employed yet still live in poverty. **6,973** of these workers live in Illinois House District 96.²



In Illinois House District 96, **15,856** adults age 18-64 rely on Medicaid, which no longer provides them with critical dental services.³



In Illinois House District 96, **4,871** people lack affordable housing, meaning they pay more than 50% of their income toward housing.⁴



In Illinois, approximately **14,144** Illinoisans were homeless at least one night in 2012, including **1,905** families.⁵



In Illinois House District 96, **17,125** private sector workers do not have access to an employment based retirement savings program.⁶

1, 2, 3, 4. Social IMPACT Research Center's Analysis of the U.S. Census Bureau's 2008-2012 American Community Survey 5-year estimates.
5. National Alliance to End Homelessness (2013). The state of homelessness in America 2013. Washington, DC: Author.
6. Cowen, Spencer, 2012. Coming Up Short: The Scope of Retirement Insecurity Among Illinois Workers, Woodstock Institute.

According to federal guidelines, families are considered to be living in poverty when their yearly income falls below the Federal Poverty Threshold.

In Illinois, **1.85 million** residents are living in poverty. At least **820,000** are living in extreme poverty.

2012 Federal Annual Income Poverty Thresholds


Family Size	Extreme Poverty (0%-49% FPL)	Poverty (0%-99% FPL)	Low-Income (100%-199% FPL)
	\$5,860	\$11,720	\$23,440
	\$7,469	\$14,937	\$29,874
	\$9,142	\$18,284	\$36,568
	\$11,746	\$23,492	\$46,984

Poverty deprives your constituents of their dignity and undermines their basic human rights. Together we can work to end poverty in Illinois.

For more information contact:
Kim Drew • Policy Associate
Heartland Alliance for Human Needs & Human Rights
33 W. Grand, Suite 500 • Chicago, IL 60654
312.870.4948 • kdrew@heartlandalliance.org
www.heartlandalliance.org

Extreme Poverty in Illinois House District 97

Extreme poverty affects thousands of individuals in Illinois House District 97



In Illinois House District 97, **5,621** people are living in poverty. **2,502** of these individuals are living in extreme poverty.¹



Across the state, **502,778** Illinoisans are employed yet still live in poverty. **1,871** of these workers live in Illinois House District 97.²



In Illinois House District 97, **4,009** adults age 18-64 rely on Medicaid, which no longer provides them with critical dental services.³



In Illinois House District 97, **698** people lack affordable housing, meaning they pay more than 50% of their income toward housing.⁴



In Illinois, approximately **14,144** Illinoisans were homeless at least one night in 2012, including **1,905** families.⁵



In Illinois House District 97, **24,421** private sector workers do not have access to an employment based retirement savings program.⁶

1, 2, 3, 4. Social IMPACT Research Center's Analysis of the U.S. Census Bureau's 2008-2012 American Community Survey 5-year estimates.
5. National Alliance to End Homelessness (2013). The state of homelessness in America 2013. Washington, DC: Author.
6. Cowen, Spencer, 2012. Coming Up Short: The Scope of Retirement Insecurity Among Illinois Workers, Woodstock Institute.

According to federal guidelines, families are considered to be living in poverty when their yearly income falls below the Federal Poverty Threshold.

In Illinois, **1.85 million** residents are living in poverty. At least **820,000** are living in extreme poverty.

2012 Federal Annual Income Poverty Thresholds

Family Size	Extreme Poverty (0%-49% FPL)	Poverty (0%-99% FPL)	Low-Income (100%-199% FPL)
	\$5,860	\$11,720	\$23,440
	\$7,469	\$14,937	\$29,874
	\$9,142	\$18,284	\$36,568
	\$11,746	\$23,492	\$46,984

Poverty deprives your constituents of their dignity and undermines their basic human rights. Together we can work to end poverty in Illinois.

For more information contact:
Kim Drew • Policy Associate
Heartland Alliance for Human Needs & Human Rights
33 W. Grand, Suite 500 • Chicago, IL 60654
312.870.4948 • kdrew@heartlandalliance.org
www.heartlandalliance.org

Extreme Poverty in Illinois House District 98

Extreme poverty affects thousands of individuals in Illinois House District 98



In Illinois House District 98, **6,851** people are living in poverty. **2,564** of these individuals are living in extreme poverty.¹



Across the state, **502,778** Illinoisans are employed yet still live in poverty. **2,031** of these workers live in Illinois House District 98.²



In Illinois House District 98, **5,252** adults age 18-64 rely on Medicaid, which no longer provides them with critical dental services.³



In Illinois House District 98, **1,092** people lack affordable housing, meaning they pay more than 50% of their income toward housing.⁴



In Illinois, approximately **14,144** Illinoisans were homeless at least one night in 2012, including **1,905** families.⁵



In Illinois House District 98, **23,162** private sector workers do not have access to an employment based retirement savings program.⁶

1, 2, 3, 4. Social IMPACT Research Center's Analysis of the U.S. Census Bureau's 2008-2012 American Community Survey 5-year estimates.
5. National Alliance to End Homelessness (2013). The state of homelessness in America 2013. Washington, DC: Author.
6. Cowen, Spencer, 2012. Coming Up Short: The Scope of Retirement Insecurity Among Illinois Workers, Woodstock Institute.

According to federal guidelines, families are considered to be living in poverty when their yearly income falls below the Federal Poverty Threshold.

In Illinois, **1.85 million** residents are living in poverty. At least **820,000** are living in extreme poverty.

2012 Federal Annual Income Poverty Thresholds

Family Size	Extreme Poverty (0%-49% FPL)	Poverty (0%-99% FPL)	Low-Income (100%-199% FPL)
	\$5,860	\$11,720	\$23,440
	\$7,469	\$14,937	\$29,874
	\$9,142	\$18,284	\$36,568
	\$11,746	\$23,492	\$46,984

Poverty deprives your constituents of their dignity and undermines their basic human rights. Together we can work to end poverty in Illinois.

For more information contact:
Kim Drew • Policy Associate
Heartland Alliance for Human Needs & Human Rights
33 W. Grand, Suite 500 • Chicago, IL 60654
312.870.4948 • kdrew@heartlandalliance.org
www.heartlandalliance.org

Extreme Poverty in Illinois House District 99

Extreme poverty affects thousands of individuals in Illinois House District 99



In Illinois House District 99, **10,052** people are living in poverty. **4,988** of these individuals are living in extreme poverty.¹



Across the state, **502,778** Illinoisans are employed yet still live in poverty. **4,252** of these workers live in Illinois House District 99.²



In Illinois House District 99, **6,087** adults age 18-64 rely on Medicaid, which no longer provides them with critical dental services.³



In Illinois House District 99, **2,957** people lack affordable housing, meaning they pay more than 50% of their income toward housing.⁴



In Illinois, approximately **14,144** Illinoisans were homeless at least one night in 2012, including **1,905** families.⁵



In Illinois House District 99, **19,593** private sector workers do not have access to an employment based retirement savings program.⁶

1, 2, 3, 4. Social IMPACT Research Center's Analysis of the U.S. Census Bureau's 2008-2012 American Community Survey 5-year estimates.
5. National Alliance to End Homelessness (2013). The state of homelessness in America 2013. Washington, DC: Author.
6. Cowen, Spencer, 2012. Coming Up Short: The Scope of Retirement Insecurity Among Illinois Workers, Woodstock Institute.

According to federal guidelines, families are considered to be living in poverty when their yearly income falls below the Federal Poverty Threshold.

In Illinois, **1.85 million** residents are living in poverty. At least **820,000** are living in extreme poverty.

2012 Federal Annual Income Poverty Thresholds

Family Size	Extreme Poverty (0%-49% FPL)	Poverty (0%-99% FPL)	Low-Income (100%-199% FPL)
	\$5,860	\$11,720	\$23,440
	\$7,469	\$14,937	\$29,874
	\$9,142	\$18,284	\$36,568
	\$11,746	\$23,492	\$46,984

Poverty deprives your constituents of their dignity and undermines their basic human rights. Together we can work to end poverty in Illinois.

For more information contact:
Kim Drew • Policy Associate
Heartland Alliance for Human Needs & Human Rights
33 W. Grand, Suite 500 • Chicago, IL 60654
312.870.4948 • kdrew@heartlandalliance.org
www.heartlandalliance.org

Extreme Poverty in Illinois House District 100

Extreme poverty affects thousands of individuals in Illinois House District 100



In Illinois House District 100, **12,572** people are living in poverty. **4,905** of these individuals are living in extreme poverty.¹



Across the state, **502,778** Illinoisans are employed yet still live in poverty. **3,611** of these workers live in Illinois House District 100.²



In Illinois House District 100, **10,377** adults age 18-64 rely on Medicaid, which no longer provides them with critical dental services.³



In Illinois House District 100, **1,513** people lack affordable housing, meaning they pay more than 50% of their income toward housing.⁴



In Illinois, approximately **14,144** Illinoisans were homeless at least one night in 2012, including **1,905** families.⁵



In Illinois House District 100, **20,935** private sector workers do not have access to an employment based retirement savings program.⁶

1, 2, 3, 4. Social IMPACT Research Center's Analysis of the U.S. Census Bureau's 2008-2012 American Community Survey 5-year estimates.
5. National Alliance to End Homelessness (2013). The state of homelessness in America 2013. Washington, DC: Author.
6. Cowen, Spencer, 2012. Coming Up Short: The Scope of Retirement Insecurity Among Illinois Workers, Woodstock Institute.

According to federal guidelines, families are considered to be living in poverty when their yearly income falls below the Federal Poverty Threshold.

In Illinois, **1.85 million** residents are living in poverty. At least **820,000** are living in extreme poverty.

2012 Federal Annual Income Poverty Thresholds


Family Size	Extreme Poverty (0%-49% FPL)	Poverty (0%-99% FPL)	Low-Income (100%-199% FPL)
	\$5,860	\$11,720	\$23,440
	\$7,469	\$14,937	\$29,874
	\$9,142	\$18,284	\$36,568
	\$11,746	\$23,492	\$46,984

Poverty deprives your constituents of their dignity and undermines their basic human rights. Together we can work to end poverty in Illinois.

For more information contact:
Kim Drew • Policy Associate
Heartland Alliance for Human Needs & Human Rights
33 W. Grand, Suite 500 • Chicago, IL 60654
312.870.4948 • kdrew@heartlandalliance.org
www.heartlandalliance.org

Extreme Poverty in Illinois House District 101

Extreme poverty affects thousands of individuals in Illinois House District 101



In Illinois House District 101, **7,259** people are living in poverty. **2,860** of these individuals are living in extreme poverty.¹



Across the state, **502,778** Illinoisans are employed yet still live in poverty. **2,531** of these workers live in Illinois House District 101.²



In Illinois House District 101, **6,783** adults age 18-64 rely on Medicaid, which no longer provides them with critical dental services.³



In Illinois House District 101, **1,071** people lack affordable housing, meaning they pay more than 50% of their income toward housing.⁴



In Illinois, approximately **14,144** Illinoisans were homeless at least one night in 2012, including **1,905** families.⁵



In Illinois House District 101, **22,735** private sector workers do not have access to an employment based retirement savings program.⁶

1, 2, 3, 4. Social IMPACT Research Center's Analysis of the U.S. Census Bureau's 2008-2012 American Community Survey 5-year estimates.
5. National Alliance to End Homelessness (2013). The state of homelessness in America 2013. Washington, DC: Author.
6. Cowen, Spencer, 2012. Coming Up Short: The Scope of Retirement Insecurity Among Illinois Workers, Woodstock Institute.

According to federal guidelines, families are considered to be living in poverty when their yearly income falls below the Federal Poverty Threshold.

In Illinois, **1.85 million** residents are living in poverty. At least **820,000** are living in extreme poverty.

2012 Federal Annual Income Poverty Thresholds

Family Size	Extreme Poverty (0%-49% FPL)	Poverty (0%-99% FPL)	Low-Income (100%-199% FPL)
	\$5,860	\$11,720	\$23,440
	\$7,469	\$14,937	\$29,874
	\$9,142	\$18,284	\$36,568
	\$11,746	\$23,492	\$46,984

Poverty deprives your constituents of their dignity and undermines their basic human rights. Together we can work to end poverty in Illinois.

For more information contact:
Kim Drew • Policy Associate
Heartland Alliance for Human Needs & Human Rights
33 W. Grand, Suite 500 • Chicago, IL 60654
312.870.4948 • kdrew@heartlandalliance.org
www.heartlandalliance.org

Extreme Poverty in Illinois House District 102

Extreme poverty affects thousands of individuals in Illinois House District 102



In Illinois House District 102, **11,282** people are living in poverty. **3,937** of these individuals are living in extreme poverty.¹



Across the state, **502,778** Illinoisans are employed yet still live in poverty. **3,797** of these workers live in Illinois House District 102.²



In Illinois House District 102, **8,224** adults age 18-64 rely on Medicaid, which no longer provides them with critical dental services.³



In Illinois House District 102, **1,767** people lack affordable housing, meaning they pay more than 50% of their income toward housing.⁴



In Illinois, approximately **14,144** Illinoisans were homeless at least one night in 2012, including **1,905** families.⁵



In Illinois House District 102, **22,495** private sector workers do not have access to an employment based retirement savings program.⁶

1, 2, 3, 4. Social IMPACT Research Center's Analysis of the U.S. Census Bureau's 2008-2012 American Community Survey 5-year estimates.
5. National Alliance to End Homelessness (2013). The state of homelessness in America 2013. Washington, DC: Author.
6. Cowen, Spencer, 2012. Coming Up Short: The Scope of Retirement Insecurity Among Illinois Workers, Woodstock Institute.

According to federal guidelines, families are considered to be living in poverty when their yearly income falls below the Federal Poverty Threshold.

In Illinois, **1.85 million** residents are living in poverty. At least **820,000** are living in extreme poverty.

2012 Federal Annual Income Poverty Thresholds

Family Size	Extreme Poverty (0%-49% FPL)	Poverty (0%-99% FPL)	Low-Income (100%-199% FPL)
	\$5,860	\$11,720	\$23,440
	\$7,469	\$14,937	\$29,874
	\$9,142	\$18,284	\$36,568
	\$11,746	\$23,492	\$46,984

Poverty deprives your constituents of their dignity and undermines their basic human rights. Together we can work to end poverty in Illinois.

For more information contact:
Kim Drew • Policy Associate
Heartland Alliance for Human Needs & Human Rights
33 W. Grand, Suite 500 • Chicago, IL 60654
312.870.4948 • kdrew@heartlandalliance.org
www.heartlandalliance.org

Extreme Poverty in Illinois House District 103

Extreme poverty affects thousands of individuals in Illinois House District 103



In Illinois House District 103, **31,079** people are living in poverty. **20,417** of these individuals are living in extreme poverty.¹



Across the state, **502,778** Illinoisans are employed yet still live in poverty. **16,713** of these workers live in Illinois House District 103.²



In Illinois House District 103, **7,186** adults age 18-64 rely on Medicaid, which no longer provides them with critical dental services.³



In Illinois House District 103, **9,811** people lack affordable housing, meaning they pay more than 50% of their income toward housing.⁴



In Illinois, approximately **14,144** Illinoisans were homeless at least one night in 2012, including **1,905** families.⁵



In Illinois House District 103, **14,505** private sector workers do not have access to an employment based retirement savings program.⁶

1, 2, 3, 4. Social IMPACT Research Center's Analysis of the U.S. Census Bureau's 2008-2012 American Community Survey 5-year estimates.
5. National Alliance to End Homelessness (2013). The state of homelessness in America 2013. Washington, DC: Author.
6. Cowen, Spencer, 2012. Coming Up Short: The Scope of Retirement Insecurity Among Illinois Workers, Woodstock Institute.

According to federal guidelines, families are considered to be living in poverty when their yearly income falls below the Federal Poverty Threshold.

In Illinois, **1.85 million** residents are living in poverty. At least **820,000** are living in extreme poverty.

2012 Federal Annual Income Poverty Thresholds

Family Size	Extreme Poverty (0%-49% FPL)	Poverty (0%-99% FPL)	Low-Income (100%-199% FPL)
	\$5,860	\$11,720	\$23,440
	\$7,469	\$14,937	\$29,874
	\$9,142	\$18,284	\$36,568
	\$11,746	\$23,492	\$46,984

Poverty deprives your constituents of their dignity and undermines their basic human rights. Together we can work to end poverty in Illinois.

For more information contact:
Kim Drew • Policy Associate
Heartland Alliance for Human Needs & Human Rights
33 W. Grand, Suite 500 • Chicago, IL 60654
312.870.4948 • kdrew@heartlandalliance.org
www.heartlandalliance.org

Extreme Poverty in Illinois House District 104

Extreme poverty affects thousands of individuals in Illinois House District 104



In Illinois House District 104, **18,709** people are living in poverty. **9,591** of these individuals are living in extreme poverty.¹



Across the state, **502,778** Illinoisans are employed yet still live in poverty.

5,024 of these workers live in Illinois House District 104.²



In Illinois House District 104, **11,114** adults age 18-64 rely on Medicaid, which no longer provides them with critical dental services.³



In Illinois House District 104, **3,014** people lack affordable housing, meaning they pay more than 50% of their income toward housing.⁴



In Illinois, approximately **14,144** Illinoisans were homeless at least one night in 2012, including **1,905** families.⁵



In Illinois House District 104, **18,003** private sector workers do not have access to an employment based retirement savings program.⁶

1, 2, 3, 4. Social IMPACT Research Center's Analysis of the U.S. Census Bureau's 2008-2012 American Community Survey 5-year estimates.
5. National Alliance to End Homelessness (2013). The state of homelessness in America 2013. Washington, DC: Author.
6. Cowen, Spencer, 2012. Coming Up Short: The Scope of Retirement Insecurity Among Illinois Workers, Woodstock Institute.

According to federal guidelines, families are considered to be living in poverty when their yearly income falls below the Federal Poverty Threshold.

In Illinois, **1.85 million** residents are living in poverty. At least **820,000** are living in extreme poverty.

2012 Federal Annual Income Poverty Thresholds

Family Size	Extreme Poverty (0%-49% FPL)	Poverty (0%-99% FPL)	Low-Income (100%-199% FPL)
	\$5,860	\$11,720	\$23,440
	\$7,469	\$14,937	\$29,874
	\$9,142	\$18,284	\$36,568
	\$11,746	\$23,492	\$46,984

Poverty deprives your constituents of their dignity and undermines their basic human rights. Together we can work to end poverty in Illinois.

For more information contact:
Kim Drew • Policy Associate
Heartland Alliance for Human Needs & Human Rights
33 W. Grand, Suite 500 • Chicago, IL 60654
312.870.4948 • kdrew@heartlandalliance.org
www.heartlandalliance.org

Extreme Poverty in Illinois House District 105

Extreme poverty affects thousands of individuals in Illinois House District 105



In Illinois House District 105, **14,403** people are living in poverty. **8,563** of these individuals are living in extreme poverty.¹



Across the state, **502,778** Illinoisans are employed yet still live in poverty.

9,225 of these workers live in Illinois House District 105.²



In Illinois House District 105, **6,143** adults age 18-64 rely on Medicaid, which no longer provides them with critical dental services.³



In Illinois House District 105, **3,588** people lack affordable housing, meaning they pay more than 50% of their income toward housing.⁴



In Illinois, approximately **14,144** Illinoisans were homeless at least one night in 2012, including **1,905** families.⁵



In Illinois House District 105, **19,381** private sector workers do not have access to an employment based retirement savings program.⁶

1, 2, 3, 4. Social IMPACT Research Center's Analysis of the U.S. Census Bureau's 2008-2012 American Community Survey 5-year estimates.

5. National Alliance to End Homelessness (2013). The state of homelessness in America 2013. Washington, DC: Author.

6. Cowen, Spencer, 2012. Coming Up Short: The Scope of Retirement Insecurity Among Illinois Workers, Woodstock Institute.

According to federal guidelines, families are considered to be living in poverty when their yearly income falls below the Federal Poverty Threshold.

In Illinois, **1.85 million** residents are living in poverty. At least **820,000** are living in extreme poverty.

2012 Federal Annual Income Poverty Thresholds

Family Size	Extreme Poverty (0%-49% FPL)	Poverty (0%-99% FPL)	Low-Income (100%-199% FPL)
	\$5,860	\$11,720	\$23,440
	\$7,469	\$14,937	\$29,874
	\$9,142	\$18,284	\$36,568
	\$11,746	\$23,492	\$46,984

Poverty deprives your constituents of their dignity and undermines their basic human rights. Together we can work to end poverty in Illinois.

For more information contact:
Kim Drew • Policy Associate
Heartland Alliance for Human Needs & Human Rights
33 W. Grand, Suite 500 • Chicago, IL 60654
312.870.4948 • kdrew@heartlandalliance.org
www.heartlandalliance.org

Extreme Poverty in Illinois House District 106

Extreme poverty affects thousands of individuals in Illinois House District 106



In Illinois House District 106, **11,595** people are living in poverty. **4,944** of these individuals are living in extreme poverty.¹



Across the state, **502,778** Illinoisans are employed yet still live in poverty. **3,228** of these workers live in Illinois House District 106.²



In Illinois House District 106, **9,286** adults age 18-64 rely on Medicaid, which no longer provides them with critical dental services.³



In Illinois House District 106, **1,569** people lack affordable housing, meaning they pay more than 50% of their income toward housing.⁴



In Illinois, approximately **14,144** Illinoisans were homeless at least one night in 2012, including **1,905** families.⁵



In Illinois House District 106, **20,637** private sector workers do not have access to an employment based retirement savings program.⁶

1, 2, 3, 4. Social IMPACT Research Center's Analysis of the U.S. Census Bureau's 2008-2012 American Community Survey 5-year estimates.
5. National Alliance to End Homelessness (2013). The state of homelessness in America 2013. Washington, DC: Author.
6. Cowen, Spencer, 2012. Coming Up Short: The Scope of Retirement Insecurity Among Illinois Workers, Woodstock Institute.

According to federal guidelines, families are considered to be living in poverty when their yearly income falls below the Federal Poverty Threshold.

In Illinois, **1.85 million** residents are living in poverty. At least **820,000** are living in extreme poverty.

2012 Federal Annual Income Poverty Thresholds

Family Size	Extreme Poverty (0%-49% FPL)	Poverty (0%-99% FPL)	Low-Income (100%-199% FPL)
	\$5,860	\$11,720	\$23,440
	\$7,469	\$14,937	\$29,874
	\$9,142	\$18,284	\$36,568
	\$11,746	\$23,492	\$46,984

Poverty deprives your constituents of their dignity and undermines their basic human rights. Together we can work to end poverty in Illinois.

For more information contact:
Kim Drew • Policy Associate
Heartland Alliance for Human Needs & Human Rights
33 W. Grand, Suite 500 • Chicago, IL 60654
312.870.4948 • kdrew@heartlandalliance.org
www.heartlandalliance.org

Extreme Poverty in Illinois House District 107

Extreme poverty affects thousands of individuals in Illinois House District 107



In Illinois House District 107, **15,208** people are living in poverty. **6,106** of these individuals are living in extreme poverty.¹



Across the state, **502,778** Illinoisans are employed yet still live in poverty. **4,637** of these workers live in Illinois House District 107.²



In Illinois House District 107, **11,991** adults age 18-64 rely on Medicaid, which no longer provides them with critical dental services.³



In Illinois House District 107, **1,555** people lack affordable housing, meaning they pay more than 50% of their income toward housing.⁴



In Illinois, approximately **14,144** Illinoisans were homeless at least one night in 2012, including **1,905** families.⁵



In Illinois House District 107, **19,715** private sector workers do not have access to an employment based retirement savings program.⁶

1, 2, 3, 4. Social IMPACT Research Center's Analysis of the U.S. Census Bureau's 2008-2012 American Community Survey 5-year estimates.
5. National Alliance to End Homelessness (2013). The state of homelessness in America 2013. Washington, DC: Author.
6. Cowen, Spencer, 2012. Coming Up Short: The Scope of Retirement Insecurity Among Illinois Workers, Woodstock Institute.

According to federal guidelines, families are considered to be living in poverty when their yearly income falls below the Federal Poverty Threshold.

In Illinois, **1.85 million** residents are living in poverty. At least **820,000** are living in extreme poverty.

2012 Federal Annual Income Poverty Thresholds

Family Size	Extreme Poverty (0%-49% FPL)	Poverty (0%-99% FPL)	Low-Income (100%-199% FPL)
	\$5,860	\$11,720	\$23,440
	\$7,469	\$14,937	\$29,874
	\$9,142	\$18,284	\$36,568
	\$11,746	\$23,492	\$46,984

Poverty deprives your constituents of their dignity and undermines their basic human rights. Together we can work to end poverty in Illinois.

For more information contact:
Kim Drew • Policy Associate
Heartland Alliance for Human Needs & Human Rights
33 W. Grand, Suite 500 • Chicago, IL 60654
312.870.4948 • kdrew@heartlandalliance.org
www.heartlandalliance.org

Extreme Poverty in Illinois House District 108

Extreme poverty affects thousands of individuals in Illinois House District 108



In Illinois House District 108, **6,568** people are living in poverty. **2,663** of these individuals are living in extreme poverty.¹



Across the state, **502,778** Illinoisans are employed yet still live in poverty. **2,369** of these workers live in Illinois House District 108.²



In Illinois House District 108, **6,145** adults age 18-64 rely on Medicaid, which no longer provides them with critical dental services.³



In Illinois House District 108, **1,054** people lack affordable housing, meaning they pay more than 50% of their income toward housing.⁴



In Illinois, approximately **14,144** Illinoisans were homeless at least one night in 2012, including **1,905** families.⁵



In Illinois House District 108, **23,630** private sector workers do not have access to an employment based retirement savings program.⁶

1, 2, 3, 4. Social IMPACT Research Center's Analysis of the U.S. Census Bureau's 2008-2012 American Community Survey 5-year estimates.
5. National Alliance to End Homelessness (2013). The state of homelessness in America 2013. Washington, DC: Author.
6. Cowen, Spencer, 2012. Coming Up Short: The Scope of Retirement Insecurity Among Illinois Workers, Woodstock Institute.

According to federal guidelines, families are considered to be living in poverty when their yearly income falls below the Federal Poverty Threshold.

In Illinois, **1.85 million** residents are living in poverty. At least **820,000** are living in extreme poverty.

2012 Federal Annual Income Poverty Thresholds


Family Size	Extreme Poverty (0%-49% FPL)	Poverty (0%-99% FPL)	Low-Income (100%-199% FPL)
	\$5,860	\$11,720	\$23,440
	\$7,469	\$14,937	\$29,874
	\$9,142	\$18,284	\$36,568
	\$11,746	\$23,492	\$46,984

Poverty deprives your constituents of their dignity and undermines their basic human rights. Together we can work to end poverty in Illinois.

For more information contact:
Kim Drew • Policy Associate
Heartland Alliance for Human Needs & Human Rights
33 W. Grand, Suite 500 • Chicago, IL 60654
312.870.4948 • kdrew@heartlandalliance.org
www.heartlandalliance.org

Extreme Poverty in Illinois House District 109

Extreme poverty affects thousands of individuals in Illinois House District 109



In Illinois House District 109, **13,121** people are living in poverty. **5,663** of these individuals are living in extreme poverty.¹



Across the state, **502,778** Illinoisans are employed yet still live in poverty. **4,017** of these workers live in Illinois House District 109.²




In Illinois House District 109, **11,305** adults age 18-64 rely on Medicaid, which no longer provides them with critical dental services.³



In Illinois House District 109, **1,256** people lack affordable housing, meaning they pay more than 50% of their income toward housing.⁴



In Illinois, approximately **14,144** Illinoisans were homeless at least one night in 2012, including **1,905** families.⁵



In Illinois House District 109, **21,863** private sector workers do not have access to an employment based retirement savings program.⁶

1, 2, 3, 4. Social IMPACT Research Center's Analysis of the U.S. Census Bureau's 2008-2012 American Community Survey 5-year estimates.
5. National Alliance to End Homelessness (2013). The state of homelessness in America 2013. Washington, DC: Author.
6. Cowen, Spencer, 2012. Coming Up Short: The Scope of Retirement Insecurity Among Illinois Workers, Woodstock Institute.

According to federal guidelines, families are considered to be living in poverty when their yearly income falls below the Federal Poverty Threshold.

In Illinois, **1.85 million** residents are living in poverty. At least **820,000** are living in extreme poverty.

2012 Federal Annual Income Poverty Thresholds

Family Size	Extreme Poverty (0%-49% FPL)	Poverty (0%-99% FPL)	Low-Income (100%-199% FPL)
	\$5,860	\$11,720	\$23,440
	\$7,469	\$14,937	\$29,874
	\$9,142	\$18,284	\$36,568
	\$11,746	\$23,492	\$46,984

Poverty deprives your constituents of their dignity and undermines their basic human rights. Together we can work to end poverty in Illinois.

For more information contact:
Kim Drew • Policy Associate
Heartland Alliance for Human Needs & Human Rights
33 W. Grand, Suite 500 • Chicago, IL 60654
312.870.4948 • kdrew@heartlandalliance.org
www.heartlandalliance.org

Extreme Poverty in Illinois House District 110

Extreme poverty affects thousands of individuals in Illinois House District 110



In Illinois House District 110, **17,828** people are living in poverty. **7,863** of these individuals are living in extreme poverty.¹



Across the state, **502,778** Illinoisans are employed yet still live in poverty. **7,284** of these workers live in Illinois House District 110.²



In Illinois House District 110, **11,470** adults age 18-64 rely on Medicaid, which no longer provides them with critical dental services.³



In Illinois House District 110, **3,540** people lack affordable housing, meaning they pay more than 50% of their income toward housing.⁴



In Illinois, approximately **14,144** Illinoisans were homeless at least one night in 2012, including **1,905** families.⁵



In Illinois House District 110, **16,744** private sector workers do not have access to an employment based retirement savings program.⁶

1, 2, 3, 4. Social IMPACT Research Center's Analysis of the U.S. Census Bureau's 2008-2012 American Community Survey 5-year estimates.
5. National Alliance to End Homelessness (2013). The state of homelessness in America 2013. Washington, DC: Author.
6. Cowen, Spencer, 2012. Coming Up Short: The Scope of Retirement Insecurity Among Illinois Workers, Woodstock Institute.

According to federal guidelines, families are considered to be living in poverty when their yearly income falls below the Federal Poverty Threshold.

In Illinois, **1.85 million** residents are living in poverty. At least **820,000** are living in extreme poverty.

2012 Federal Annual Income Poverty Thresholds

Family Size	Extreme Poverty (0%-49% FPL)	Poverty (0%-99% FPL)	Low-Income (100%-199% FPL)
	\$5,860	\$11,720	\$23,440
	\$7,469	\$14,937	\$29,874
	\$9,142	\$18,284	\$36,568
	\$11,746	\$23,492	\$46,984

Poverty deprives your constituents of their dignity and undermines their basic human rights. Together we can work to end poverty in Illinois.

For more information contact:
Kim Drew • Policy Associate
Heartland Alliance for Human Needs & Human Rights
33 W. Grand, Suite 500 • Chicago, IL 60654
312.870.4948 • kdrew@heartlandalliance.org
www.heartlandalliance.org

Extreme Poverty in Illinois House District 111

Extreme poverty affects thousands of individuals in Illinois House District 111



In Illinois House District 111, **16,911** people are living in poverty. **7,988** of these individuals are living in extreme poverty.¹



Across the state, **502,778** Illinoisans are employed yet still live in poverty. **4,806** of these workers live in Illinois House District 111.²



In Illinois House District 111, **12,112** adults age 18-64 rely on Medicaid, which no longer provides them with critical dental services.³



In Illinois House District 111, **2,958** people lack affordable housing, meaning they pay more than 50% of their income toward housing.⁴



In Illinois, approximately **14,144** Illinoisans were homeless at least one night in 2012, including **1,905** families.⁵



In Illinois House District 111, **22,174** private sector workers do not have access to an employment based retirement savings program.⁶

1, 2, 3, 4. Social IMPACT Research Center's Analysis of the U.S. Census Bureau's 2008-2012 American Community Survey 5-year estimates.
5. National Alliance to End Homelessness (2013). The state of homelessness in America 2013. Washington, DC: Author.
6. Cowen, Spencer, 2012. Coming Up Short: The Scope of Retirement Insecurity Among Illinois Workers, Woodstock Institute.

According to federal guidelines, families are considered to be living in poverty when their yearly income falls below the Federal Poverty Threshold.

In Illinois, **1.85 million** residents are living in poverty. At least **820,000** are living in extreme poverty.

2012 Federal Annual Income Poverty Thresholds

Family Size	Extreme Poverty (0%-49% FPL)	Poverty (0%-99% FPL)	Low-Income (100%-199% FPL)
	\$5,860	\$11,720	\$23,440
	\$7,469	\$14,937	\$29,874
	\$9,142	\$18,284	\$36,568
	\$11,746	\$23,492	\$46,984

Poverty deprives your constituents of their dignity and undermines their basic human rights. Together we can work to end poverty in Illinois.

For more information contact:
Kim Drew • Policy Associate
Heartland Alliance for Human Needs & Human Rights
33 W. Grand, Suite 500 • Chicago, IL 60654
312.870.4948 • kdrew@heartlandalliance.org
www.heartlandalliance.org

Extreme Poverty in Illinois House District 112

Extreme poverty affects thousands of individuals in Illinois House District 112



In Illinois House District 112, **13,808** people are living in poverty. **6,917** of these individuals are living in extreme poverty.¹



Across the state, **502,778** Illinoisans are employed yet still live in poverty. **4,997** of these workers live in Illinois House District 112.²



In Illinois House District 112, **8,738** adults age 18-64 rely on Medicaid, which no longer provides them with critical dental services.³



In Illinois House District 112, **3,485** people lack affordable housing, meaning they pay more than 50% of their income toward housing.⁴



In Illinois, approximately **14,144** Illinoisans were homeless at least one night in 2012, including **1,905** families.⁵



In Illinois House District 112, **21,067** private sector workers do not have access to an employment based retirement savings program.⁶

1, 2, 3, 4. Social IMPACT Research Center's Analysis of the U.S. Census Bureau's 2008-2012 American Community Survey 5-year estimates.
5. National Alliance to End Homelessness (2013). The state of homelessness in America 2013. Washington, DC: Author.
6. Cowen, Spencer, 2012. Coming Up Short: The Scope of Retirement Insecurity Among Illinois Workers, Woodstock Institute.

According to federal guidelines, families are considered to be living in poverty when their yearly income falls below the Federal Poverty Threshold.

In Illinois, **1.85 million** residents are living in poverty. At least **820,000** are living in extreme poverty.

2012 Federal Annual Income Poverty Thresholds


Family Size	Extreme Poverty (0%-49% FPL)	Poverty (0%-99% FPL)	Low-Income (100%-199% FPL)
	\$5,860	\$11,720	\$23,440
	\$7,469	\$14,937	\$29,874
	\$9,142	\$18,284	\$36,568
	\$11,746	\$23,492	\$46,984

Poverty deprives your constituents of their dignity and undermines their basic human rights. Together we can work to end poverty in Illinois.

For more information contact:
Kim Drew • Policy Associate
Heartland Alliance for Human Needs & Human Rights
33 W. Grand, Suite 500 • Chicago, IL 60654
312.870.4948 • kdrew@heartlandalliance.org
www.heartlandalliance.org

Extreme Poverty in Illinois House District 113

Extreme poverty affects thousands of individuals in Illinois House District 113



In Illinois House District 113, **18,230** people are living in poverty. **7,646** of these individuals are living in extreme poverty.¹



Across the state, **502,778** Illinoisans are employed yet still live in poverty. **4,469** of these workers live in Illinois House District 113.²



In Illinois House District 113, **13,033** adults age 18-64 rely on Medicaid, which no longer provides them with critical dental services.³



In Illinois House District 113, **3,680** people lack affordable housing, meaning they pay more than 50% of their income toward housing.⁴



In Illinois, approximately **14,144** Illinoisans were homeless at least one night in 2012, including **1,905** families.⁵



In Illinois House District 113, **21,200** private sector workers do not have access to an employment based retirement savings program.⁶

1, 2, 3, 4. Social IMPACT Research Center's Analysis of the U.S. Census Bureau's 2008-2012 American Community Survey 5-year estimates.
5. National Alliance to End Homelessness (2013). The state of homelessness in America 2013. Washington, DC: Author.
6. Cowen, Spencer, 2012. Coming Up Short: The Scope of Retirement Insecurity Among Illinois Workers, Woodstock Institute.

According to federal guidelines, families are considered to be living in poverty when their yearly income falls below the Federal Poverty Threshold.

In Illinois, **1.85 million** residents are living in poverty. At least **820,000** are living in extreme poverty.

2012 Federal Annual Income Poverty Thresholds

Family Size	Extreme Poverty (0%-49% FPL)	Poverty (0%-99% FPL)	Low-Income (100%-199% FPL)
	\$5,860	\$11,720	\$23,440
	\$7,469	\$14,937	\$29,874
	\$9,142	\$18,284	\$36,568
	\$11,746	\$23,492	\$46,984

Poverty deprives your constituents of their dignity and undermines their basic human rights. Together we can work to end poverty in Illinois.

For more information contact:
Kim Drew • Policy Associate
Heartland Alliance for Human Needs & Human Rights
33 W. Grand, Suite 500 • Chicago, IL 60654
312.870.4948 • kdrew@heartlandalliance.org
www.heartlandalliance.org

Extreme Poverty in Illinois House District 114

Extreme poverty affects thousands of individuals in Illinois House District 114



In Illinois House District 114, **22,687** people are living in poverty. **10,934** of these individuals are living in extreme poverty.¹



Across the state, **502,778** Illinoisans are employed yet still live in poverty. **4,232** of these workers live in Illinois House District 114.²



In Illinois House District 114, **14,323** adults age 18-64 rely on Medicaid, which no longer provides them with critical dental services.³



In Illinois House District 114, **3,765** people lack affordable housing, meaning they pay more than 50% of their income toward housing.⁴



In Illinois, approximately **14,144** Illinoisans were homeless at least one night in 2012, including **1,905** families.⁵



In Illinois House District 114, **19,130** private sector workers do not have access to an employment based retirement savings program.⁶

1, 2, 3, 4. Social IMPACT Research Center's Analysis of the U.S. Census Bureau's 2008-2012 American Community Survey 5-year estimates.
5. National Alliance to End Homelessness (2013). The state of homelessness in America 2013. Washington, DC: Author.
6. Cowen, Spencer, 2012. Coming Up Short: The Scope of Retirement Insecurity Among Illinois Workers, Woodstock Institute.

According to federal guidelines, families are considered to be living in poverty when their yearly income falls below the Federal Poverty Threshold.

In Illinois, **1.85 million** residents are living in poverty. At least **820,000** are living in extreme poverty.

2012 Federal Annual Income Poverty Thresholds

Family Size	Extreme Poverty (0%-49% FPL)	Poverty (0%-99% FPL)	Low-Income (100%-199% FPL)
	\$5,860	\$11,720	\$23,440
	\$7,469	\$14,937	\$29,874
	\$9,142	\$18,284	\$36,568
	\$11,746	\$23,492	\$46,984

Poverty deprives your constituents of their dignity and undermines their basic human rights. Together we can work to end poverty in Illinois.

For more information contact:
Kim Drew • Policy Associate
Heartland Alliance for Human Needs & Human Rights
33 W. Grand, Suite 500 • Chicago, IL 60654
312.870.4948 • kdrew@heartlandalliance.org
www.heartlandalliance.org

Extreme Poverty in Illinois House District 115

Extreme poverty affects thousands of individuals in Illinois House District 115



In Illinois House District 115, **20,322** people are living in poverty. **9,194** of these individuals are living in extreme poverty.¹



Across the state, **502,778** Illinoisans are employed yet still live in poverty. **7,279** of these workers live in Illinois House District 115.²



In Illinois House District 115, **13,556** adults age 18-64 rely on Medicaid, which no longer provides them with critical dental services.³



In Illinois House District 115, **3,574** people lack affordable housing, meaning they pay more than 50% of their income toward housing.⁴



In Illinois, approximately **14,144** Illinoisans were homeless at least one night in 2012, including **1,905** families.⁵



In Illinois House District 115, **16,902** private sector workers do not have access to an employment based retirement savings program.⁶

1, 2, 3, 4. Social IMPACT Research Center's Analysis of the U.S. Census Bureau's 2008-2012 American Community Survey 5-year estimates.
5. National Alliance to End Homelessness (2013). The state of homelessness in America 2013. Washington, DC: Author.
6. Cowen, Spencer, 2012. Coming Up Short: The Scope of Retirement Insecurity Among Illinois Workers, Woodstock Institute.

According to federal guidelines, families are considered to be living in poverty when their yearly income falls below the Federal Poverty Threshold.

In Illinois, **1.85 million** residents are living in poverty. At least **820,000** are living in extreme poverty.

2012 Federal Annual Income Poverty Thresholds

Family Size	Extreme Poverty (0%-49% FPL)	Poverty (0%-99% FPL)	Low-Income (100%-199% FPL)
	\$5,860	\$11,720	\$23,440
	\$7,469	\$14,937	\$29,874
	\$9,142	\$18,284	\$36,568
	\$11,746	\$23,492	\$46,984

Poverty deprives your constituents of their dignity and undermines their basic human rights. Together we can work to end poverty in Illinois.

For more information contact:
Kim Drew • Policy Associate
Heartland Alliance for Human Needs & Human Rights
33 W. Grand, Suite 500 • Chicago, IL 60654
312.870.4948 • kdrew@heartlandalliance.org
www.heartlandalliance.org

Extreme Poverty in Illinois House District 116

Extreme poverty affects thousands of individuals in Illinois House District 116



In Illinois House District 116, **12,449** people are living in poverty. **5,236** of these individuals are living in extreme poverty.¹



Across the state, **502,778** Illinoisans are employed yet still live in poverty. **3,391** of these workers live in Illinois House District 116.²



In Illinois House District 116, **9,441** adults age 18-64 rely on Medicaid, which no longer provides them with critical dental services.³



In Illinois House District 116, **1,880** people lack affordable housing, meaning they pay more than 50% of their income toward housing.⁴



In Illinois, approximately **14,144** Illinoisans were homeless at least one night in 2012, including **1,905** families.⁵



In Illinois House District 116, **24,377** private sector workers do not have access to an employment based retirement savings program.⁶

1, 2, 3, 4. Social IMPACT Research Center's Analysis of the U.S. Census Bureau's 2008-2012 American Community Survey 5-year estimates.
5. National Alliance to End Homelessness (2013). The state of homelessness in America 2013. Washington, DC: Author.
6. Cowen, Spencer, 2012. Coming Up Short: The Scope of Retirement Insecurity Among Illinois Workers, Woodstock Institute.

According to federal guidelines, families are considered to be living in poverty when their yearly income falls below the Federal Poverty Threshold.

In Illinois, **1.85 million** residents are living in poverty. At least **820,000** are living in extreme poverty.

2012 Federal Annual Income Poverty Thresholds


Family Size	Extreme Poverty (0%-49% FPL)	Poverty (0%-99% FPL)	Low-Income (100%-199% FPL)
	\$5,860	\$11,720	\$23,440
	\$7,469	\$14,937	\$29,874
	\$9,142	\$18,284	\$36,568
	\$11,746	\$23,492	\$46,984

Poverty deprives your constituents of their dignity and undermines their basic human rights. Together we can work to end poverty in Illinois.

For more information contact:
Kim Drew • Policy Associate
Heartland Alliance for Human Needs & Human Rights
33 W. Grand, Suite 500 • Chicago, IL 60654
312.870.4948 • kdrew@heartlandalliance.org
www.heartlandalliance.org

Extreme Poverty in Illinois House District 117

Extreme poverty affects thousands of individuals in Illinois House District 117



In Illinois House District 117, **18,274** people are living in poverty. **7,212** of these individuals are living in extreme poverty.¹



Across the state, **502,778** Illinoisans are employed yet still live in poverty. **4,899** of these workers live in Illinois House District 117.²



In Illinois House District 117, **14,962** adults age 18-64 rely on Medicaid, which no longer provides them with critical dental services.³



In Illinois House District 117, **2,087** people lack affordable housing, meaning they pay more than 50% of their income toward housing.⁴



In Illinois, approximately **14,144** Illinoisans were homeless at least one night in 2012, including **1,905** families.⁵



In Illinois House District 117, **16,094** private sector workers do not have access to an employment based retirement savings program.⁶

1, 2, 3, 4. Social IMPACT Research Center's Analysis of the U.S. Census Bureau's 2008-2012 American Community Survey 5-year estimates.
5. National Alliance to End Homelessness (2013). The state of homelessness in America 2013. Washington, DC: Author.
6. Cowen, Spencer, 2012. Coming Up Short: The Scope of Retirement Insecurity Among Illinois Workers, Woodstock Institute.

According to federal guidelines, families are considered to be living in poverty when their yearly income falls below the Federal Poverty Threshold.

In Illinois, **1.85 million** residents are living in poverty. At least **820,000** are living in extreme poverty.

2012 Federal Annual Income Poverty Thresholds

Family Size	Extreme Poverty (0%-49% FPL)	Poverty (0%-99% FPL)	Low-Income (100%-199% FPL)
	\$5,860	\$11,720	\$23,440
	\$7,469	\$14,937	\$29,874
	\$9,142	\$18,284	\$36,568
	\$11,746	\$23,492	\$46,984

Poverty deprives your constituents of their dignity and undermines their basic human rights. Together we can work to end poverty in Illinois.

For more information contact:
Kim Drew • Policy Associate
Heartland Alliance for Human Needs & Human Rights
33 W. Grand, Suite 500 • Chicago, IL 60654
312.870.4948 • kdrew@heartlandalliance.org
www.heartlandalliance.org

Extreme Poverty in Illinois House District 118

Extreme poverty affects thousands of individuals in Illinois House District 118



In Illinois House District 118, **21,947** people are living in poverty. **10,562** of these individuals are living in extreme poverty.¹



Across the state, **502,778** Illinoisans are employed yet still live in poverty. **6,495** of these workers live in Illinois House District 118.²



In Illinois House District 118, **14,550** adults age 18-64 rely on Medicaid, which no longer provides them with critical dental services.³



In Illinois House District 118, **3,158** people lack affordable housing, meaning they pay more than 50% of their income toward housing.⁴



In Illinois, approximately **14,144** Illinoisans were homeless at least one night in 2012, including **1,905** families.⁵



In Illinois House District 118, **18,635** private sector workers do not have access to an employment based retirement savings program.⁶

1, 2, 3, 4. Social IMPACT Research Center's Analysis of the U.S. Census Bureau's 2008-2012 American Community Survey 5-year estimates.
5. National Alliance to End Homelessness (2013). The state of homelessness in America 2013. Washington, DC: Author.
6. Cowen, Spencer, 2012. Coming Up Short: The Scope of Retirement Insecurity Among Illinois Workers, Woodstock Institute.

According to federal guidelines, families are considered to be living in poverty when their yearly income falls below the Federal Poverty Threshold.

In Illinois, **1.85 million** residents are living in poverty. At least **820,000** are living in extreme poverty.

2012 Federal Annual Income Poverty Thresholds

Family Size	Extreme Poverty (0%-49% FPL)	Poverty (0%-99% FPL)	Low-Income (100%-199% FPL)
	\$5,860	\$11,720	\$23,440
	\$7,469	\$14,937	\$29,874
	\$9,142	\$18,284	\$36,568
	\$11,746	\$23,492	\$46,984

Poverty deprives your constituents of their dignity and undermines their basic human rights. Together we can work to end poverty in Illinois.

For more information contact:
Kim Drew • Policy Associate
Heartland Alliance for Human Needs & Human Rights
33 W. Grand, Suite 500 • Chicago, IL 60654
312.870.4948 • kdrew@heartlandalliance.org
www.heartlandalliance.org