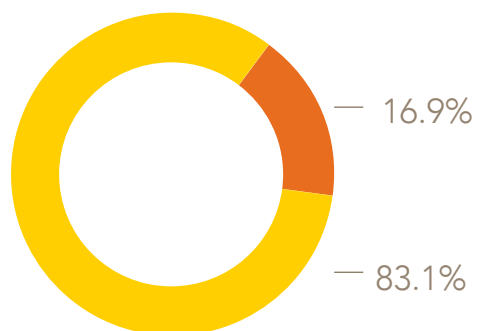




# 2013 Catalyst Census

## Fortune 500<sup>1</sup> Women Board Directors<sup>2</sup>

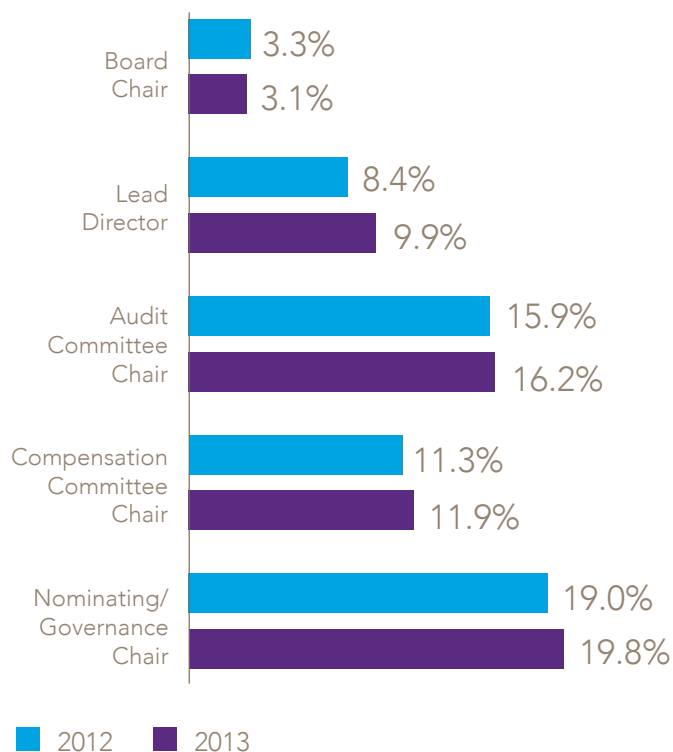
### 2013 BOARD SEATS



In 2012, women held 16.6% of board seats.<sup>3</sup>



### WOMEN'S SHARE OF BOARD LEADERSHIP



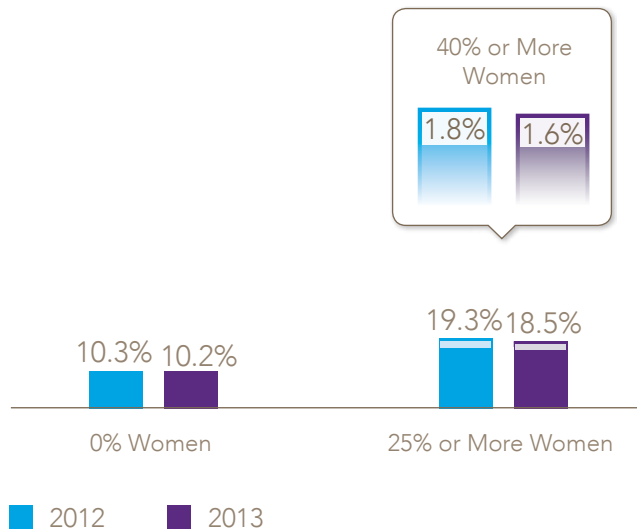
Women's representation in nominating/governance committee chairs continued to keep pace with their share of overall board seats.

Women's representation in all other board leadership positions continued to lag behind their share of overall board seats.



# 2013 Catalyst Census: Fortune 500 Women Board Directors

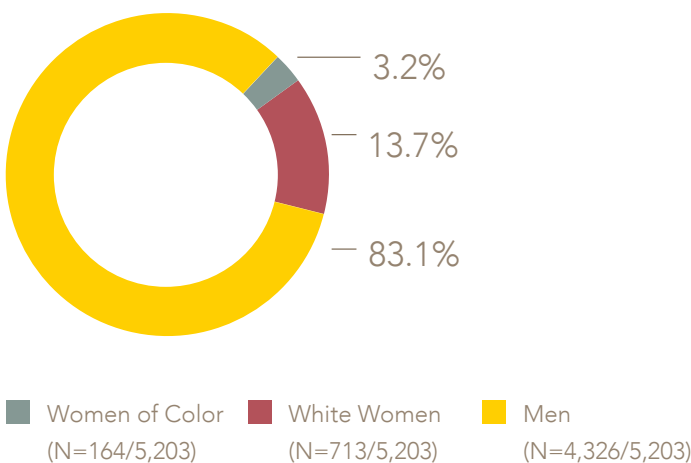
## COMPANIES BY PERCENTAGE OF BOARD SEATS HELD BY WOMEN



In both 2012 and 2013, less than one-fifth of companies had 25% or more women directors, while one-tenth had no women serving on their boards.

Less than one-fourth of companies had three or more women directors serving together in both 2012 (23.1%) and 2013 (23.4%).

## 2013 BOARD SEATS BY RACE/ETHNICITY

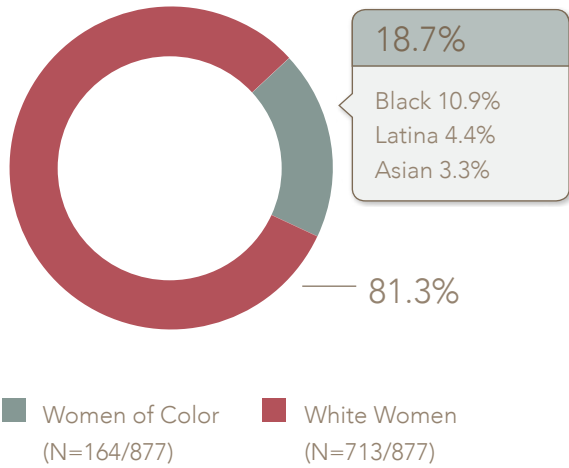


In 2012, women of color held 3.3% of all board seats, and white women held 13.4%.<sup>4</sup>



# 2013 Catalyst Census: Fortune 500 Women Board Directors

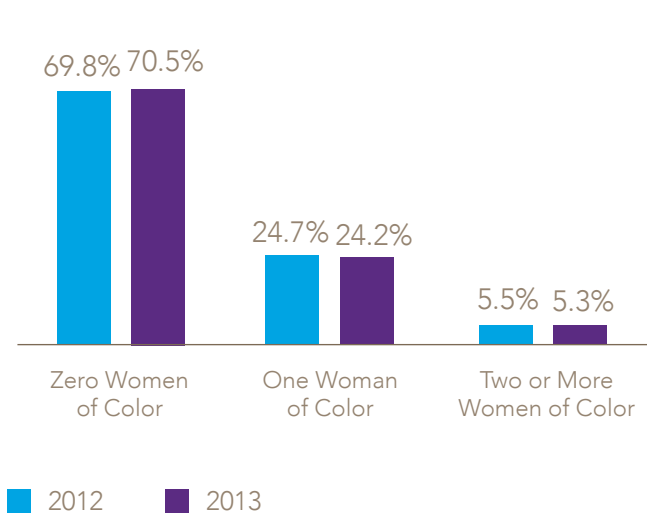
## 2013 BOARD SEATS HELD BY WOMEN BY RACE/ETHNICITY



In 2012, women of color's share of board seats held by all women was 19.5%.

In 2012, women of color's share of board seats held by all women comprised 11.4% Black women, 4.9% Latinas, and 3.3% Asian women.

## COMPANIES BY NUMBER OF BOARD SEATS HELD BY WOMEN OF COLOR DIRECTORS



In both 2012 and 2013, more than two-thirds of companies had no women of color directors.



# 2013 Catalyst Census: Fortune 500 Women Board Directors

## Endnotes

1. FORTUNE® and the FORTUNE Database names are trademarks of Time Inc. All rights reserved.
2. The 2012 analysis is based on 497 companies. The 2013 analysis is based on 492 companies unless otherwise noted. See Appendix 1—Methodology for more information. All reasonable steps were taken to ensure the accuracy of the data. Percents may not add to 100 because of rounding. None of the changes from 2012 to 2013 are statistically significant.
3. For all 2012 data, see Rachel Soares, Samantha Bonaparte, Sherika Campbell, Victoria Margolin, and Jocelyn Spencer, [2012 Catalyst Census: Fortune 500 Women Board Directors](#) (Catalyst, 2012).
4. Catalyst's 2013 race/ethnicity data was drawn from 471 Fortune 500 companies compared to 493 in 2012.

---

This study was authored by Rachel Soares, Research Director; Mark J. Bartkiewicz, Research Associate; Liz Mulligan-Ferry, Senior Research Associate; and Emily Fendler and Elijah Wai Chun Kun, Interns.

**Research Partners:** AT&T Inc.; Bloomberg; BMO Financial Group; Cardinal Health, Inc.; Chevron Corporation; Credit Suisse; Dell Inc.; Deloitte LLP; Desjardins Group; Deutsche Bank AG; EY; General Motors Company; Hewlett-Packard Company; IBM Corporation; KeyBank; Kimberly-Clark Corporation; McDonald's Corporation; PPL Corporation; Sodexo; State Street Corporation; UPS

The findings, views, and recommendations expressed in Catalyst reports are not prepared by, are not the responsibility of, and do not necessarily reflect the views of the funding organizations.