





Dimensions 2002

Annual Update of CAF's Top 500
Fundraising Charities



Cathy Pharoah



Dimensions 2002

Update of CAF's Top 500 Fundraising Charities

Cathy Pharoah

© 2002 Charities Aid Foundation

Published by Charities Aid Foundation
Kings Hill, West Malling, Kent, ME19 4TA
Tel +44 (0) 1732 520000
Fax +44 (0) 1732 520001
Web address <http://www.CAFonline.org>

Editor Andrew Steeds
Design and production Big Picture Interactive

ISBN 1-85934-140-3

All rights reserved; no part of this work may be reproduced in any form, by mimeograph or any other means, without permission in writing from the publisher.

The CAF research team

Cathy Pharoah
Catherine Walker
Liz Goodey
Michelle Graley
Andrew Fisher
Tel +44 (0) 1732 520125
E-mail mgraley@cafonline.org

The author would like to thank Susan Jones and Fraser Wilson for collecting and preparing the data for this report.

CAF's top 500 fundraising charities 1999–2000

Cathy Pharoah

The millennium bonus for charities?

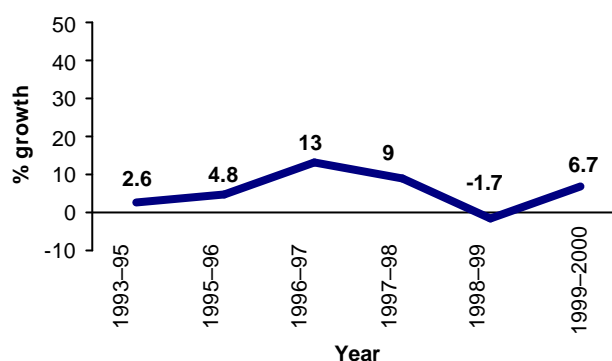
The evidence from this 1999–2000 set of top charity fundraising tables shows that charities may well have received a remarkable millennium bonus. Both the voluntary income and total income of CAF's top 500 fundraising charities showed impressive real-terms increases, as people marked the end of the century through many special fundraising events and campaigns such as Children's Promise. If this increase is indeed due to a wave of public sentiment at the turn of the century, it is clear today that the millennium would not be alone in riding a tide of public-spiritedness. Recent events have shown that, in times of disaster or public grief, people turn again and again to philanthropy as a way of expressing their feelings. It appears that a strong social value is still attached to charity itself, with charities themselves still uniquely placed to channel it.

So it turns out that the last year of the twentieth century has set a high baseline for giving in the twenty-first century. Whatever the reason for the upsurge, the figures demonstrate that there is indeed continuing scope for growth in philanthropy. The challenge is to capture it. As ever there are influences that will help this and others that might hinder it. It is to be hoped that the new tax concessions on individual giving to charities, which the government introduced in the March 2000 Budget to stimulate giving, will play a part in increasing philanthropy – as will that joint initiative of the voluntary sector and government, the Giving Campaign. More sophisticated and better-targeted fundraising techniques should also play a part. However, growing uncertainty about the stability of the financial markets, and of particular industries, and the new awareness of global insecurity might inhibit charitable giving. In times of uncertainty does the public turn towards charity or away from it?

The 1999–2000 tables have one other remarkable – if not ground-breaking – feature. For the first time the cause attracting the highest amount of public support was a health charity: Imperial Cancer Research Fund (which has now merged with Cancer Research Campaign to become Cancer Research UK, and the largest fundraising charity in Europe) topped the league of fundraising charities. This result is a clear expression of the public signalling its concern about levels of investment in health and medical research, and the future of health in the UK, a concern now firmly on the government agenda.

To look first of all at the five-year picture, Figure 1.1 shows the dramatic upturn in income in 1999–2000, as total income grew by 6.7 per cent in real terms. This reversed the first real-terms decline in charity income for three years.

Figure 1.1 The annual real growth of income to CAF's top 500 fundraising charities, 1993–2000 (%)



This overall growth is due to increases virtually across the board – in individual donations and grants from independent trusts, companies and the Community Fund; and in legacies, gifts in kind, grants and fees from public bodies and rents and investments.

Almost one-fifth (98) of the top 500 charities received grants from the Community Fund, displaying the Fund's importance to voluntary-sector funding. The Royal Opera House received a large grant of £10 million, ensuring it maintained a top place among the fundraising charities. One grant of this type is, like a large legacy, worth many thousands of individual donations. This example illustrates the power of different types and styles of fundraising: in thinking about changes in levels of public donations, it is important to consider the impact of changes in patterns of fundraising and the priorities of the fundraising departments within the major charities. How many of our major charities place a top priority on fundraising from individuals as opposed to fundraising from trusts, corporates or semi-public quangos?

Growth in numbers of very large fundraising charities

The substantial income growth reported for the top 500 fundraising charities has been of particular benefit to large charities. The proportion of charities with voluntary income over £10 million increased by 4 per cent in 1999–2000, and the proportion under £1 million went down by 1.6 per cent. The proportion with incomes in the range £1 million–10 million remained fairly steady at around 70 per cent (71 per cent and 69 per cent in 1999 and 2000 respectively).

Table 1.1 Proportion of CAF's top 500 fundraising charities in each income band, 1998–99 and 1999–2000

Annual income (£)	1998–99		1999–2000	
	<i>n</i>	%	<i>n</i>	%
<1m	43	8.6	35	7
1–10m	356	71.2	344	69
>10m	101	20.2	121	24
Total	500	100	500	100

Trends in total income

Total income to CAF's top 500 fundraising charities in 1999–2000 was £5.6 billion, an absolute increase of £509 million over the previous year (compared with £70 million the year before that). This represents a substantial real-terms increase of 6.7 per cent, compared with the 1.7 per cent real-terms decline witnessed in the previous year (see Table 1.2).

Table 1.2 Trends in income from different sources to CAF's top 500, from 1998–99 to 1999–2000

	1998–1999	1999–2000	Real-terms change
Voluntary income sources	£m	£m	%
Covenants and Gift Aid	151	121	–23.2
Other donations & grants	1,301	1,571	15.7
Fundraising	207	215	–0.5
Community Fund	35	42	14.9
Legacies	807	886	5.2
Charity shop donated goods	256	261	–2.3
Gifts in kind	42	35	–20.2
Sub-total	2,799	3,131	7.1
Non-voluntary sources			
Public bodies	447	557	20.5
Other bodies	309	312	–2.1
Trading fees & contracts	1,058	1,119	2.5
Rent and investment	358	355	–3.9
Other/general	80	86	4.1
Sub-total	2,252	2,429	4.5
Total	5,051	5,560	6.7

VOLUNTARY INCOME

Voluntary income, however, continued to increase in importance to the top fundraising charities, expanding its share of total income from 53 per cent in 1998 to 55 per cent in 1999 and 56.3 per cent in 2000. It grew from £2.8 billion in 1999 to £3.1 billion in 2000 – an absolute rise of £332 million, and a real-terms increase of 7.1 per cent. This growth is significantly larger than that in 1998–99, which stood at a modest 2.7 per cent.

As noted above, Community Fund grants are responsible for some of the growth in the voluntary income figure, but other growth areas were gifts in kind and general donations and grants. It should be noted that, although the figures for income from covenants and Gift Aid show a decline in the table, this is unlikely to indicate much about individual

giving levels. It is much more likely to reflect covenants being phased out in April 2000 and being substituted by other forms of giving; it also reflects the decreasing amounts being recorded by charities under this budget line – with more being included under the generic ‘other donations and grants’ heading. In fact, only 117 charities recorded covenant and Gift Aid income separately in this year.

If the covenants and Gift Aid figure were combined with the figure for other donations and grants, then the gifts figure shows an actual increase of £220 million, a real-terms growth of 10 per cent.

Legacy income continues to defy the predictions of the mid-1990s by increasing slowly but steadily: it grew by a strong 5.2 per cent in real terms, up on the 3.6 per cent of the previous year.

There were only two areas that showed a decline against this generally robust picture. Income from fundraising events declined by 0.5 per cent in real terms in 1999–2000. The other area that depends heavily on individual support – shops – also witnessed a decline in income, falling by 2.3 per cent in real terms, and reflecting widely reported problems.

Income from statutory and other non-voluntary sources

Also showing an increase, income from non-voluntary sources rose from £2.3 billion to £2.4 billion, reversing last year’s decline. This increase was principally due to a growth in grant income from public (and related) bodies, which grew by 21 per cent after adjusting for inflation. This may result from the fact that some of the government’s new funding streams are beginning to show through in charities’ accounts. However, some of this difference is the result of more accurate coding of data on income from public and other bodies (such as quangos). Overall income from these two sources together grew by 11 per cent in real terms. Earned income from trading fees and contracts from public bodies also grew, but more modestly, at 2.5 per cent.

By contrast, rent and investment income declined by 3.9 per cent in real terms, well down on the previous year, with average incomes from this source declining by just over 5 per cent (see Table 1.3). In other words, income from assets appeared to be declining before the markets hit the troubled waters of the dot.com collapses.

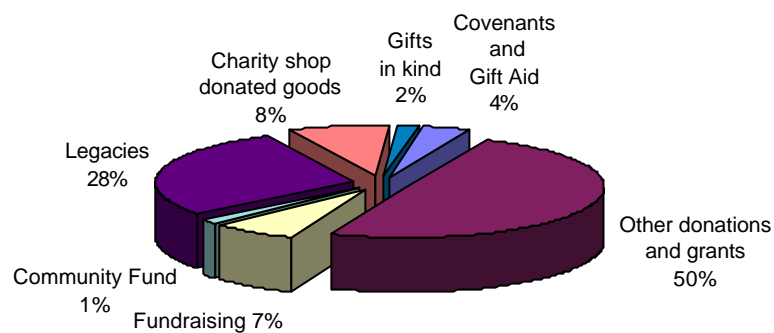
Table 1.3 Trends in average income to CAF's top 500 fundraising charities from different sources, from 1998–99 to 1999–2000

Source	1998–99	1999–2000	Real-terms change
Voluntary income sources	£000	£000	%
Covenants and Gift Aid	1,006	1,031	–1.8
Other donations and grants	2,683	3,232	15.4
Fundraising	1,155	1,267	5.1
Community Fund	431	426	–5.3
Legacies	2,279	2,428	2.0
Charity shop donated goods	4,488	4,728	0.9
Gifts in kind	1,033	1,277	18.4
Public bodies	2,279	2,886	21.3
Other bodies	1,898	1,816	–8.4
Trading fees and contracts	2,922	3,125	2.4
Rent and investment	751	742	–5.4
Other/general	305	295	–7.4

THE CONTRIBUTION OF DIFFERENT INCOME STREAMS TO CAF'S TOP 500 FUNDRAISING CHARITIES

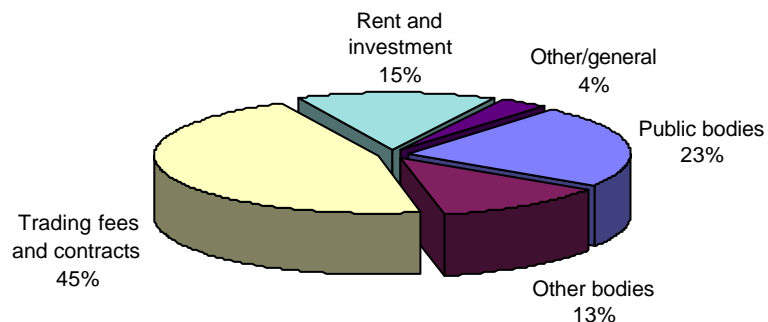
Figure 1.2 shows the contribution different income streams make to voluntary income; balancing income from these different streams is a key issue for charities. This year's figures show that donations and grants make up 50 per cent of voluntary income (and 28 per cent of total income), with legacies as the next largest at 28 per cent of voluntary income (and 16 per cent of total income). These figures indicate the extent to which fundraisers target major sources in their fundraising strategies, as well as the size of the prizes to be won.

Figure 1.2 Breakdown of voluntary income to CAF's top 500 fundraising charities, by source



Despite the slight decline in the proportion of income represented by trading fees and contracts, this still accounts for nearly half the non-voluntary income to major fundraising charities, with grants from public bodies following at 20 per cent, as shown in Figure 1.3.

Figure 1.3 Breakdown of non-voluntary income to CAF's top 500 fundraising charities, by source



The different sources of income have, however, remained fairly consistent as proportions of total voluntary and other income over the last few years, as Table 1.4 shows. The most significant change appears to be the slight decline in trading fees and contracts, no doubt reflecting slower growth rates in fee income from public sources than in income from philanthropic sources, as local and health authorities have felt their revenue squeezed.

Table 1.4 Contribution of different income sources to voluntary income, 1997–2000 (%)

	1997–98	1998–99	1999–2000
Voluntary income sources	%	%	%
Covenants and Gift Aid	4	5	4
Other donations and grants	43	47	50
Fundraising	10	7	7
Community Fund	3	1	1
Legacies	29	29	28
Charity shop donated goods	10	9	8
Gifts in kind	1	2	2
Sub-total	100	100	100
Other income			
Public bodies	22	20	23
Other bodies	11	14	13
Trading fees and contracts	51	47	46
Rent and investment	13	16	15
Other/general	3	3	3
Sub-total	100	100	100

Trends in the causes that the public support

MOST POPULAR CAUSES

Over the past year the distribution of income among the different charitable causes has remained largely the same (see Figure 1.4), with the most popular causes remaining international causes, whose voluntary income rose to £407 million, followed again by cancer-related charities, whose voluntary income reached £384 million and grew by 50 per cent over the latter half of the 1990s. Animal charities, which are often used to illustrate the eccentric nature of British philanthropy, again raised the third-highest amount at £234 million. In fact, 1999–2000 saw two animal charities, the National Canine Defence League and Battersea Dogs Home, rise spectacularly in CAF's fundraising tables. Children's charities were the fourth-highest cause, attracting £227 million, although the actual fortunes of individual children's charities vary considerably. The NSPCC, in spite or because of its widely discussed advocacy campaign, climbed from

thirteenth to ninth in the tables. Environment/heritage charities are now the fifth most popular cause, although some of this is the result of re-coding charities within CAF's tables. Income growth continued to be greatest among the arts charities, because of ongoing Community Fund commitments.

Figure 1.4 CAF's top 50 fundraising charities – voluntary income by sector, 1998–2000 (£m)

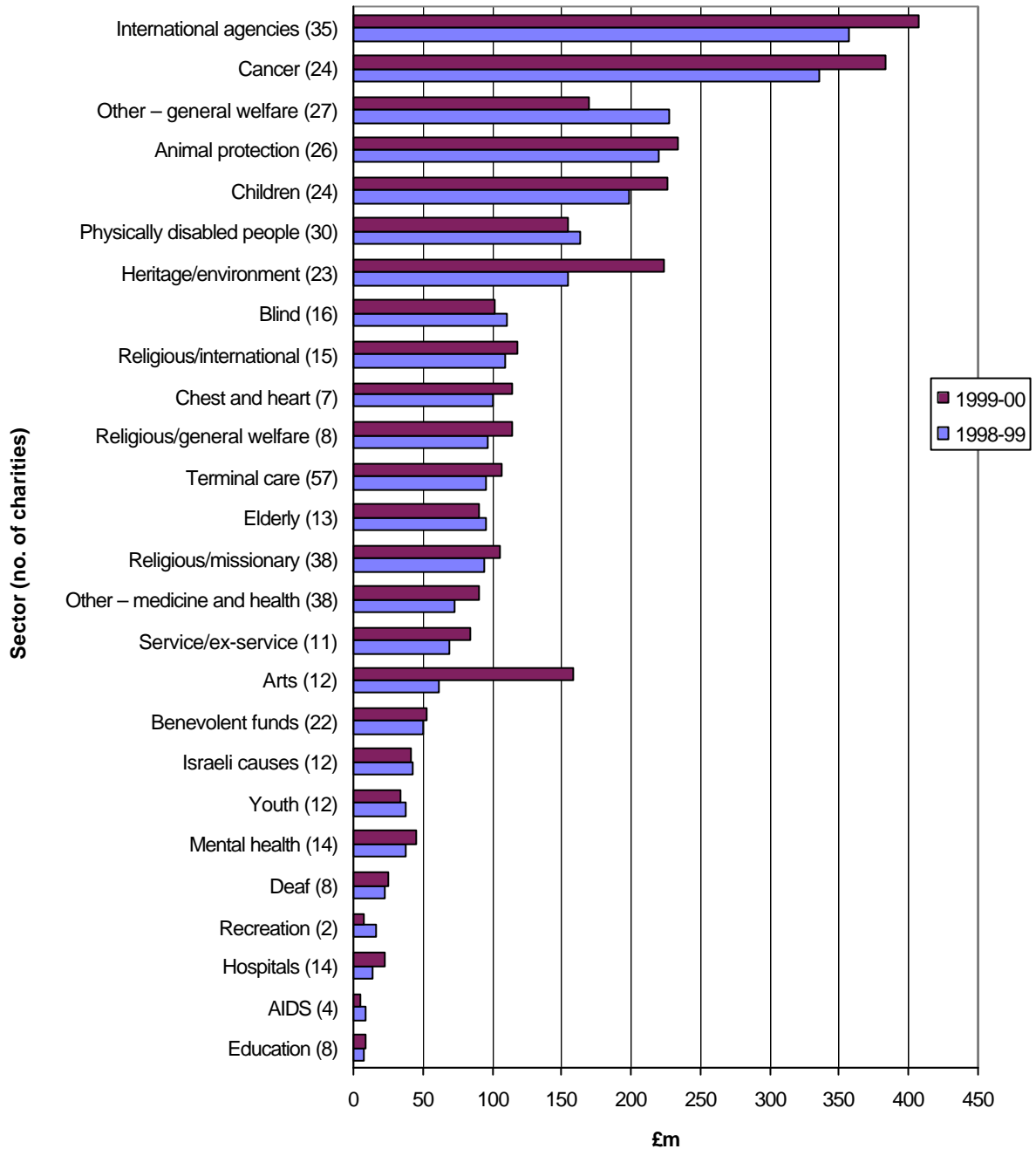
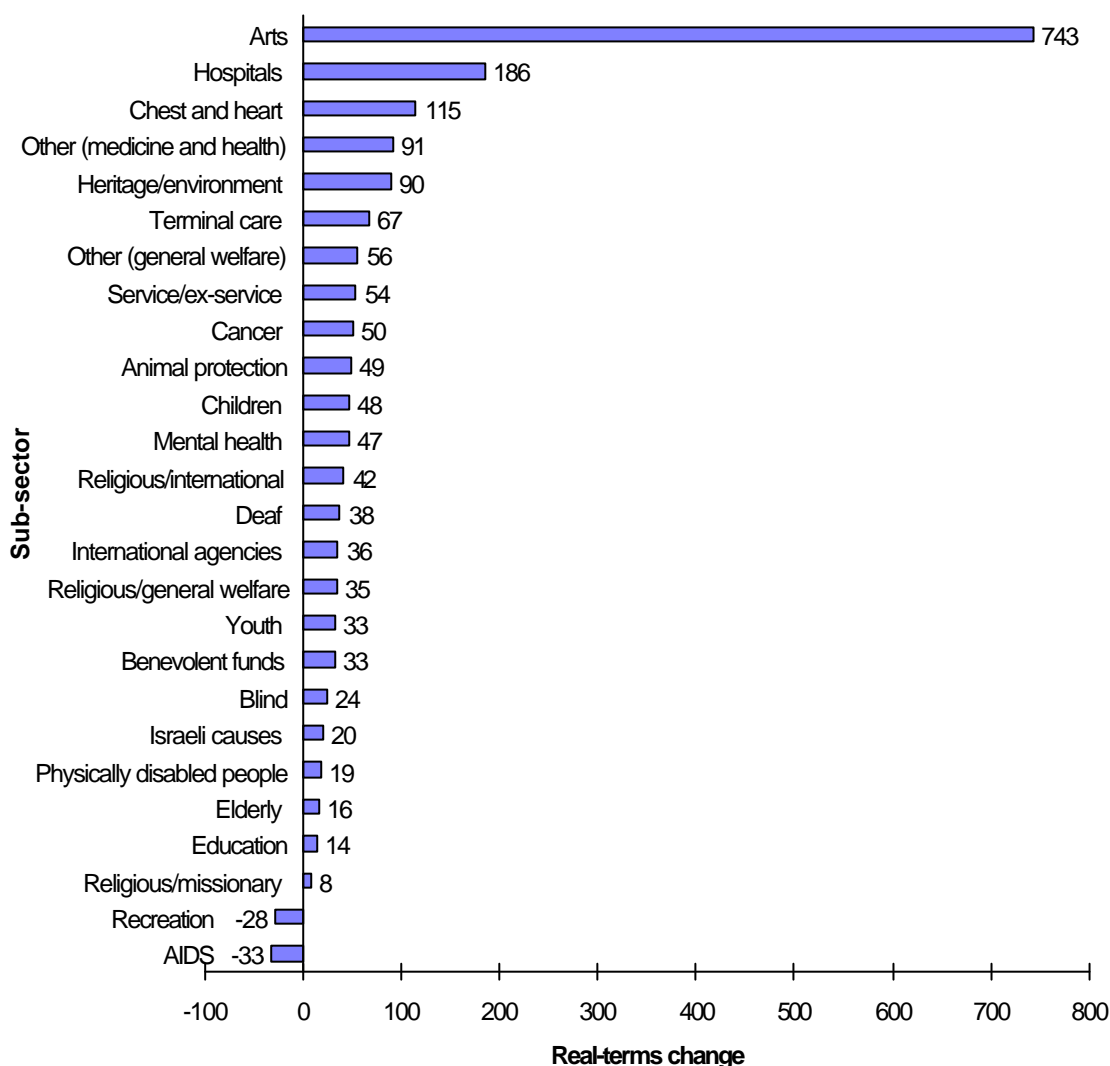


Figure 1.5 Real-terms growth of voluntary income (%) to CAF's top 500 fundraising charities by sub-sector, 1995–2000



CAUSES ATTRACTING LESS SUPPORT

The only areas to see an actual decline in funds raised were recreation and AIDS (see Figure 1.5). Other groups of important social needs, such as mentally ill people, and hearing-impaired and deaf people, still lie near the lower end of the range of voluntary public support. This may be partly because the public expects government to be the main provider for such needs, but it is encouraging that charities for mental health almost doubled the figure for voluntary income shown last year and raised £45 million altogether. Charities for deaf people also grew their voluntary income by 38 per cent.

Expenditure

In spite of the dearth of any actual evidence of public disquiet over charity costs, and any apparent relationship between this and levels of public giving, the issue of charities' costs has finally come of age in the UK. The question of so-called *efficiency*, or the ratio of charities' fundraising and administration costs to income generated, was taken up as a major issue in the Performance and Innovation Unit's review of the voluntary sector, and we are awaiting its views. Many charities have made representations to government on this issue. Unfortunately, the available benchmarks for

measuring performance remain crude and inadequate, but there is now an undoubted head of steam around the need for greater transparency and clarity in the way that charities account for their costs. Such transparency may reveal the discrepancies in the ways that charities allocate costs, and gradually lead to more comparable benchmarks. The number of requests for such information to CAF Research has noticeably increased over the last few months. It is unfortunate, however, that the press and others have led the public to believe that they can get information on 'the most-efficient charities'. Charities are not comparable in the way that major public services may be, because they are by their very nature more differentiated from each other. However, the public has a right to know how money has been spent, and whether charities have met minimum reporting standards.

While *all* charities' funds are spent on behalf of the causes they represent, some forms of service provision require considerably more managerial input than others; some forms of fundraising – particularly where many small sums are being collected from many individual donors, all of whom like to be able to contribute to their favourite causes – are more expensive.

CAF's data, based on charities' own accounts, shows that total charitable expenditure increased by 8.3 per cent in real terms on the previous year, as Table 1.5 shows.

Table 1.5 Trends in expenditure of CAF's top 500 fundraising charities

	1998–99		1999–2000		Real-terms change
	£m	%	£m	%	%
Direct charitable	3,720	78.9	4,326	81.2	11.4
Fundraising/ publicity	440	9.3	515	9.7	12.1
Management/ administration	196	4.2	218	4.1	6.5
Shop/trading	357	7.6	268	5.0	-28.1
Total expenditure	4,713	100.0	5,327	100.0	8.3
Total net assets	8,726		9,588		

DIRECT CHARITABLE EXPENDITURE

Direct charitable expenditure by the top 500 fundraising charities accounted for 81.2 per cent of their total expenditure in 1999–2000. This figure represents a significant increase on the figure for 1998–99 (see Table 1.5), with an extra £606 million directly spent on charitable causes. This results directly from the general increase in income noted above, demonstrating how successful fundraising leads directly to more money for charitable beneficiaries. It is also partly explained by the very large real-terms reduction in shop and trading expenditure (minus 28 per cent). The proportion spent on fundraising/publicity increased from 9.3 per cent to 9.7 per cent; the proportion spent on management/administration decreased from 4.2 per cent to 4.1 per cent. These figures are also a reflection of the decline in expenditure on shops and trading, and an investment in other methods of fundraising as shop income declines. The

higher costs may also be associated with preparation for the widely trailed changes to covenants and Gift Aid in the Budget 2000.

FUNDRAISING AND PUBLICITY

In the area of fundraising and publicity, the costs as a proportion of total expenditure have remained fairly constant at around 9 per cent. The total amount of expenditure, however, has seen a real-terms increase of 12.1 per cent.

MANAGEMENT AND ADMINISTRATION

Management and administration expenditure grew by 6.5 per cent in real terms, but as a proportion of total charitable expenditure it remained fairly constant at around 4 per cent.

SHOP/TRADING EXPENDITURE

Shop/trading expenditure again saw a drop in 1999–2000, this time a dramatic 28 per cent fall in real terms against the previous year's costs. This was more than three times the size of the reduction in 1998–99.

Concluding remarks – a virtuous circle of benefit?

The figures reported for CAF's top 500 fundraising charities for 1999–2000 were perhaps not surprising as a *fin-de-siècle* gesture of public feeling. The most important issue now is the extent to which these levels of generosity and extra fundraising effort can be maintained. The interest of the current government in using the fiscal system to generate higher levels of giving, coupled with policies to stimulate participation in charitable effort and promote a new era of giving, have kept charities in the public eye. At the same time, the government's reviews of the fitness of the legal framework of charities for the twenty-first century, and of its own expenditure in the sector, have drawn attention to the role that charities do – and can – play in public sector service delivery. The future financial health of the voluntary sector will depend on the successful merging of these two ideologies – namely, that of individual philanthropy for the public good and of private/public/voluntary sector partnership for welfare service delivery.

Fiscal approaches to these issues are imaginative, with growing policies to increase individual donor tax benefits from gifts – a process that the Chancellor has continued from the new income tax breaks for share gifts introduced in the Budget 2000 to the new flexibilities introduced for giving through the self-assessment tax form introduced in 2002. In these ways, donors can help themselves while helping others. The public is not averse to contributing to needs that are principally funded by government, where the needs are clear and the public's contribution is clearly seen to add value – in the case of health and medicine, mainly in the area of research. Can a virtuous circle of benefits for donors, charities and the needy be created through such new approaches?

CAF's top 500 fundraising charities 1999–2000 (£000)

	CAF ranking			Year end	Voluntary income							Grants income		Other income				Expenditure					Gains & losses	Net movement in funds	Assets							
	00	99	98		Total voluntary income	Covenants & Gift Aid	Legacies	Charity shops donated goods	Gifts in kind	Other donations & grants	Fundraising	Comm. fund/ Nat Lottery	Public bodies	Other bodies	Trading fees & contracts	Rent & investment	Other/general	Total income	Charitable	Fundraising/ publicity	Charity Shop/ trading	Management/ admin			Total expenditure	Tangible assets	Investments	Current assets	Current liabilities	Net current assets	Liabilities (due after 1 year)	Net assets
Imperial Cancer Research Fund*	1	3	3	09/00	111,180	-	46,069	25,811	-	21,503	17,797	-	4,837	-	12,920	5,600	1,101	135,638	65,840	23,127	31,925	679	121,571	8,706	22,773	44,423	105,630	21,797	10,181	11,616	118	161,551
National Trust*	2	2	2	02/00	106,258	60,036	36,411	-	-	-	8,587	1,224	5,386	2,500	11,684	63,573	2,809	192,210	167,378	1,741	-	1,861	170,980	32,332	53,562	17,632	719,536	38,279	28,434	9,845	8,721	738,292
Royal Opera House Covent Garden	3	26	10	03/00	105,239	-	-	-	-	95,126	-	10,113	-	16,000	12,380	277	-	133,896	34,544	1,573	-	5,002	41,119	-	92,777	206,481	-	9,191	57,794	-48,603	1,683	156,195
Oxfam	4	1	1	04/00	101,127	-	8,229	42,972	2,435	33,193	13,906	392	26,117	28,484	430	1,760	376	158,294	100,435	13,097	34,169	4,113	151,814	149	6,629	17,502	1,931	70,411	21,123	49,288	120	68,601
British Heart Foundation	5	6	6	03/00	88,769	-	31,890	37,640	-	7,855	11,367	17	-	-	1,665	10,206	95	100,735	71,574	12,348	31,732	662	116,316	12,595	-2,986	18,376	224,466	11,508	48,083	36,575	72,276	133,991
Cancer Research Campaign	6	4	4	03/00	87,427	-	47,180	20,004	-	20,243	-	-	-	-	6,725	2,634	765	97,551	63,876	12,500	19,498	1,279	97,153	7,224	7,622	4,450	65,243	19,412	35,771	-16,359	11,479	41,855
Royal National Lifeboat Institution	7	5	5	12/00	81,500	-	52,000	-	-	28,200	-	1,300	-	-	7,200	11,000	-	99,700	70,600	13,700	6,100	3,100	93,500	-4,300	1,900	155,000	350,200	26,600	10,800	15,800	5,400	515,600
Salvation Army	8	7	7	03/00	70,068	-	28,935	-	-	41,133	-	-	-	6,202	5,334	3,960	9,176	94,740	72,072	2,570	-	1,221	75,863	3,792	22,669	144,718	63,417	80,209	11,169	69,040	4,061	273,114
NSPCC*	9	13	13	03/00	65,418	-	12,371	-	-	53,047	-	-	-	-	10,349	1,791	874	78,432	60,737	13,995	-	211	74,943	1,726	5,215	18,240	31,236	10,799	9,871	928	2,515	47,889
MacMillan Cancer Relief*	10	11	11	12/00	59,473	-	19,865	-	-	20,098	19,510	-	807	-	2,050	2,471	-	64,801	42,551	18,777	-	720	62,048	-1,095	1,658	3,641	28,495	53,383	33,449	19,934	18,889	33,181
Barnardo's*	11	10	9	03/00	58,343	-	21,036	17,946	-	19,361	-	-	50,004	1,859	639	4,345	1,870	117,060	105,205	10,961	16,724	2,691	135,581	8,054	-10,467	60,058	88,271	33,436	-	33,436	-	181,765
RSPCA*	12	17	14	12/00	56,900	-	37,633	-	-	19,267	-	-	-	-	5,694	3,690	328	66,612	53,726	9,721	902	6,663	71,012	-5,882	-10,282	70,481	87,496	16,573	11,840	4,733	236	162,474
British Red Cross Society*	13	18	22	12/99	56,692	-	20,546	-	-	36,146	-	-	-	46,514	27,381	4,261	3,966	138,814	107,711	10,903	3,424	5,154	127,192	1,778	13,400	38,914	54,071	36,579	18,906	17,673	425	110,233
Save the Children Fund*	14	12	16	03/00	53,474	-	13,257	-	3,863	25,661	9,885	808	24,339	15,755	1,528	1,279	939	97,314	84,697	14,002	-	1,340	100,039	2,549	-176	4,825	32,741	30,264	9,837	20,427	5,073	52,920
Marie Curie Cancer Care	15	15	12	03/00	51,405	-	14,461	8,969	-	27,607	-	368	11,142	368	2,169	1,114	524	66,722	40,232	15,736	10,032	1,182	67,182	3,042	2,582	17,902	24,511	9,825	6,882	2,943	1,400	43,956
Help the Aged	16	8	8	04/00	51,235	-	8,550	24,897	-	17,788	-	-	-	2,206	2,027	4,882	-	60,350	27,585	9,516	21,315	482	58,898	-	1,452	30,667	15	17,654	4,348	13,306	10,201	33,787
People's Dispensary for Sick Animals	17	19	17	12/00	45,068	-	23,048	12,611	-	9,409	-	-	320	-	3,642	2,119	2,514	53,663	25,835	6,169	11,579	3,140	46,723	-2,070	4,870	28,241	49,277	22,817	3,653	19,164	11	96,671
SCOPE	18	14	15	03/00	43,923	-	8,045	24,921	-	10,583	-	374	4,122	255	40,626	723	597	90,246	81,585	6,645	-	2,813	91,043	1,580	783	20,569	25,924	12,803	19,382	-6,579	2,895	37,019
Christian Aid*	19	22	24	03/00	42,894	3,535	4,544	-	1,605	33,210	-	-	-	-	13,093	1,705	-	57,692	46,093	6,310	-	946	53,349	-408	3,935	3,822	10,055	26,116	10,144	15,972	-	29,849
RSPB	20	21	20	03/00	42,469	-	15,555	-	-	21,141	5,516	257	3,032	1,262	1,318	541	287	48,909	38,187	7,059	566	733	46,545	738	3,102	11,146	10,673	8,176	6,119	2,057	-	23,876
Royal National Institute for the Blind	21	16	18	03/00	41,542	-	28,808	-	-	12,734	-	-	-	-	29,079	2,468	-	73,089	63,494	9,542	-	1,753	74,789	2,907	1,207	48,582	63,361	10,521	17,281	6,760	4,256	100,927
ActionAid	22	23	19	12/99	37,873	-	529	-	-	36,766	-	578	823	4,886	4,794	787	457	49,620	38,108	9,100	-	1,078	48,286	-	1,334	3,570	73	22,562	3,144	19,418	-	23,061
Tear Fund*	23	25	26	03/00	32,697	-	1,263	-	-	31,434	-	-	1,715	38	1,265	807	-	36,522	30,894	2,439	-	652	33,985	-	2,537	3,530	1	14,358	1,426	12,932	21	16,442
Guide Dogs for the Blind Association*	24	20	21	12/00	31,632	-	24,799	-	-	6,833	-	-	-	-	221	5,199	1,288	38,340	40,396	8,181	-	2,387	50,964	-9,368	-21,992	23,072	166,790	11,132	9,383	1,749	-	191,611
SSAFA Forces Help*	25	39	42	12/00	29,460	-	1,179	-	-	25,472	2,809	-	50	-	993	528	28	31,059	29,555	1,407	-	700	31,662	-791	-1,394	11,398	13,989	8,248	3,948	4,300	-	29,687
Royal British Legion*	26	24	23	09/00	29,240	-	3,716	-	-	4,393	21,131	-	354	2,751	12,243	6,074	1,249	51,911	33,285	9,960	-	2,883	46,128	3,905	9,688	31,449	61,086	42,858	4,434	38,424	-	130,959
WWF UK*	27	28	36	06/00	22,590	-	7,359	-	-	14,152	945	134	2,710	663	127	639	-	26,729	20,593	5,484	-	1,192	27,269	222	-318	337	7,048	9,925	1,901	8,024	-	15,409
Shelter	28	45	38	03/00	20,993	-	3,578	5,656	-	11,100	-	659	3,233	36	976	81	651	25,970	14,489	4,322	5,925	678	25,414	130	686	3,202	1,894	5,294	2,677	2,617	250	7,463
World Vision UK*	29	36	43	09/00	20,828	14,111	120	-	1,147	5,450	-	-	5,408	-	-1	268	-	26,503	19,828	4,255	-	485	24,568	52	1,987	607	1,176	5,065	466	4,599	-	6,382
Children's Society	30	29	30	03/00	20,577	-	5,874	3,516	-	7,318	3,845	24	7,701	-	-2,929	1,797	445	27,591	27,923	9,201	-	1,276	38,400	2,042	-8,767	12,233	27,176	8,612	5,391	3,221	-	42,630
CAFOD	31	40	41	09/99	19,992	-	2,298	-	-	17,619	-	75	3,351	1,639	83	672	19	25,756	20,979	1,653	-	143	22,775	27	3,008	3,451	262	14,923	4,345	10,578	4	14,287

CAF's top 500 fundraising charities 1999–2000 (£000)

	CAF ranking			Year end	Voluntary income							Grants income		Other income			Expenditure					Gains & losses	Net movement in funds	Assets							
	00	99	98		Total voluntary income	Covenants & Gift Aid	Legacies	Charity shops donated goods	Gifts in kind	Other donations & grants	Fundraising	Comm. fund/ Nat. Lottery	Public bodies	Other bodies	Trading fees & contracts	Rent & investment	Other/general	Total income	Charitable	Fundraising/ publicity	Charity Shop/ trading			Management/ admin	Total expenditure	Tangible assets	Investments	Current assets	Current liabilities	Net current assets	Liabilities (due after 1 year)
UNICEF*	32	47	56	12/00	19,329	399	1,209	-	-	17,721	-	6,228	-	2,007	224	-	27,788	21,496	4,564	922	706	27,688	-	100	542	-	4,979	4,855	124	16	650
BBC Children in Need Appeal	33	34	35	09/00	19,233	16	-	833	-	18,384	-	-	-	228	2,100	1	21,562	18,271	280	-	1,179	19,730	179	2,011	32	10,000	23,291	11,718	11,573	6,641	14,964
Rathbone Community Industry	34	31	29	03/00	19,225	-	-	-	-	19,007	218	551	-	7,307	31	566	27,680	26,426	260	-	2,042	28,728	-	-1,048	1,483	-	4,958	1,569	3,389	2,651	2,221
NCH 1	35	38	39	03/00	19,027	-	4,650	2,480	-	11,897	-	-	293	67,202	2,195	467	89,184	83,632	6,871	2,849	249	93,601	5,438	1,021	39,028	46,896	24,754	14,054	10,700	-	96,624
Arthritis Research Campaign*	36	30	32	09/00	18,363	-	14,453	-	-	1,653	2,257	-	-	1,885	1,600	-	21,848	21,955	1,791	1,866	344	25,956	6,059	1,951	6,901	50,792	3,406	1,802	1,604	24,749	34,548
National Canine Defence League*	37	60	64	12/00	17,522	-	8,895	-	-	8,627	-	-	-	1,699	946	55	20,222	8,686	8,119	630	628	18,063	-3,032	-873	5,618	24,455	9,464	1,851	7,613	-	37,686
Plan International (UK)	38	43	47	06/00	16,255	-	-	-	-	16,255	-	1,736	221	-	192	-	18,404	14,924	2,507	-	674	18,105	-	299	57	-	1,789	1,197	592	-	649
English National Opera	39	35	112	03/00	15,862	-	-	-	-	14,447	144	130	32	10,053	232	58	26,367	25,579	448	-	211	26,238	1	130	14,342	44	4,586	4,441	145	306	14,225
Multiple Sclerosis Society*	40	37	37	12/99	15,462	-	7,693	-	-	7,769	-	-	391	3,896	1,556	700	22,005	17,720	3,692	692	1,105	23,209	4,700	3,496	15,431	25,601	20,521	3,718	16,803	6,674	51,161
Jewish Care	41	44	50	12/00	15,115	-	-	-	-	15,054	-	-	-	19,542	1,614	-58	36,213	34,656	759	-	432	35,847	610	976	46,313	33,554	4,279	3,776	503	392	79,978
United Jewish Israel Appeal (UJIA)*	42	32	31	12/99	14,840	-	540	-	-	14,300	-	-	-	430	140	-	15,410	11,800	2,120	-	360	14,280	-	1,130	3,940	-	3,170	2,850	320	-	4,260
Sustrans Limited	43	85	84	03/00	14,266	102	77	-	-	14,087	-	-	-	84	-	357	14,707	13,873	369	-	77	14,319	-	388	1,589	-	7,488	6,490	998	300	2,287
Age Concern England*	44	41	45	03/00	14,105	-	4,342	5,392	-	4,371	-	1,328	-	10,862	818	-	27,113	21,594	2,354	5,254	521	29,723	1,076	-1,534	8,822	8,444	10,891	6,821	4,070	1,509	19,827
Cats Protection League*	45	46	49	12/99	13,665	-	8,346	-	-	3,330	1,989	-	-	73	949	43	14,730	11,467	1,873	-	789	14,129	209	810	6,170	13,498	7,022	4,259	2,763	-	22,431
Blue Cross	46	49	54	12/99	13,122	-	6,430	-	-	6,692	-	-	-	-	561	34	13,717	9,652	2,109	-	1,233	12,994	-171	552	10,036	10,460	6,948	2,408	4,540	-	25,036
Sightsavers*	47	55	59	12/00	13,097	-	3,266	-	-	9,808	-	197	109	78	185	69	13,735	9,067	3,567	-	960	13,594	-589	-448	1,759	5,296	1,995	1,137	858	9	7,904
Leonard Cheshire Foundation	48	42	40	03/00	12,970	-	8,546	-	-	3,780	644	77,255	-	3	1,887	69	92,184	84,814	2,892	-	2,418	90,124	813	2,873	64,936	10,727	45,891	11,369	34,522	-	110,185
Diabetes UK 2	49	50	46	12/00	12,694	-	6,161	-	-	6,532	-	-	-	3,055	506	-	16,255	14,448	1,811	-	600	16,859	-492	-1,096	1,736	5,312	7,320	2,173	5,147	-	12,195
Priory of England and the Islands 3	50	53	53	12/00	12,665	-	2,673	1,074	-	8,918	-	-	4,739	34,602	3,324	1,403	56,733	46,506	3,051	1,685	581	51,823	116,852	121,762	66,195	30,164	36,565	11,085	25,480	77	121,762
Great Ormond Street Hospital Children's Charity	51	52	-	03/00	12,595	-	4,777	-	-	7,818	-	-	156	3,279	5,058	927	22,015	14,167	2,879	-	745	17,791	2,083	6,307	29,185	81,565	5,716	5,024	692	-	111,442
National Trust for Scotland	52	61	34	10/99	12,435	3,897	6,940	-	-	1,598	-	2,403	1,589	2,757	5,112	776	25,072	19,706	1,462	-	1,083	22,251	-21	2,800	5,596	114,929	6,080	2,598	3,482	-	124,007
Woodland Trust	53	54	63	12/00	11,732	-	2,619	-	-	5,133	-	302	1,934	1,934	324	1,025	17,251	9,521	2,049	293	151	12,014	-449	4,788	39,028	10,656	10,194	2,622	7,572	622	56,634
Freemasons Grand Charity*	54	48	55	11/99	11,522	1,561	261	-	-	9,700	-	-	-	-	1,959	-	13,481	12,880	131	-	139	13,150	2,597	2,928	20,688	25,597	1,202	121	1,081	-	47,366
Association for International Cancer Research	55	70	83	09/00	11,199	-	754	-	-	10,445	-	-	-	520	-	-	11,719	7,408	5,639	-	402	13,449	244	-1,486	314	5,438	3,532	3,726	-194	-	5,558
Sue Ryder Foundation*	56	27	25	12/99	11,100	-	4,784	2,585	-	3,731	-	-	-	13,436	1,763	7	26,306	22,973	270	-	2,089	25,332	1,670	2,644	45,871	12,360	6,026	2,281	3,745	-	61,976
Donkey Sanctuary	57	58	61	09/00	10,865	252	9,181	-	-	1,432	-	-	-	299	268	195	11,627	7,767	688	11	563	9,029	236	2,834	9,527	6,047	6,141	846	5,295	-	20,869
National Galleries of Scotland	58	-	-	03/00	10,350	-	500	-	-	9,383	467	-	11,779	338	239	229	22,935	20,370	-	-	1,026	21,396	950	2,489	39,342	439	4,139	1,779	2,360	-	42,141
Prince's Trust	59	33	65	03/00	10,186	-	-	-	-	9,405	-	10,424	3,644	1,024	3,798	2,592	31,668	36,508	3,453	-	1,884	41,845	-42,021	-52,198	1,612	28,190	19,121	7,235	11,886	4,856	36,832
Christian Vision	60	72	151	12/99	10,131	-	-	-	-	10,131	-	-	-	-	2,283	-	12,414	2,646	1	-	41	2,688	850	10,576	20,950	-	21,603	429	21,174	-	42,124
Royal Air Force Benevolent Fund	61	66	73	12/00	10,124	1,882	6,938	-	-	1,304	-	-	-	7,350	6,031	167	23,672	18,043	932	5,899	1,309	26,183	-4,639	-7,150	23,035	149,250	15,585	2,128	13,457	798	184,944
Royal Society for Nature Conservation*	62	51	345	03/00	10,083	-	135	-	-	9,880	-	1,589	-	302	679	1,004	13,657	11,853	153	-	67	12,073	-65	1,519	170	1,120	15,607	1,946	13,661	-	14,951
National Council of YMCA*	63	62	67	03/00	9,994	-	-	2,902	-	-	-	-	1,158	16,816	338	-	28,306	22,586	1,839	2,524	1,115	28,064	526	768	9,157	2,795	9,377	7,038	2,339	3,262	11,029

CAF's top 500 fundraising charities 1999–2000 (£000)

	CAF ranking			Year end	Voluntary income							Grants income		Other income				Expenditure					Gains & losses	Net movement in funds	Assets							
	00	99	98		Total voluntary income	Covenants & Gift Aid	Legacies	Charity shops donated goods	Gifts in kind	Other donations & grants	Fundraising	Comm. fund/ Nat Lottery	Public bodies	Other bodies	Trading fees & contracts	Rent & investment	Other/general	Total income	Charitable	Fundraising/ publicity	Charity Shop/ trading	Management/ admin			Total expenditure	Tangible assets	Investments	Current assets	Current liabilities	Net current assets	Liabilities (due after 1 year)	Net assets
Royal National Institute for Deaf People*	64	59	60	03/00	9,985	-	6,090	-	-	3,895	-	-	2,248	26,682	693	228	39,836	33,440	3,389	-	2,216	39,045	720	1,511	11,515	7,193	5,641	3,538	2,103	313	20,498	
Leukaemia Research Fund	65	64	48	03/00	9,864	-	4,239	-	-	5,625	-	-	-	719	9,559	-	20,142	13,494	894	-	242	14,630	-2,423	3,089	1,805	83,589	158	19,526	-19,368	20,710	45,316	
National Asthma Campaign*	66	75	86	09/00	9,624	-	2,840	-	-	3,787	2,997	17	32	470	273	-	10,416	8,305	2,125	51	141	10,622	388	182	853	5,879	2,451	2,133	318	1,410	5,640	
Alzheimer's Society*	67	56	66	03/00	9,607	-	-	-	-	9,607	-	322	7,128	33	631	4	17,725	14,766	1,231	-	374	16,371	462	1,816	815	4,895	10,250	1,439	8,811	672	13,849	
Mencap*	68	65	52	03/00	9,206	-	4,206	-	-	4,961	-	89,340	-	1,882	693	329	101,450	98,021	4,466	-	1,053	103,540	2,774	684	11,653	17,333	10,428	7,789	2,639	1,746	29,879	
Parkinson's Disease Society of the UK	69	68	57	12/00	8,801	-	6,091	-	-	1,692	1,018	291	-	161	668	8	9,929	7,493	932	133	480	9,038	-682	209	3,360	11,301	9,542	3,646	5,896	1,730	18,827	
Leprosy Mission (International)*	70	63	70	12/00	8,778	-	-	-	-	8,778	-	-	-	-	333	30	9,141	9,262	163	-	112	9,537	96	-300	2,891	10,464	2,674	499	2,175	509	15,021	
Methodist Church Fund	71	76	72	08/00	8,543	-	1,759	-	-	6,784	-	-	570	-399	4,789	9,276	22,779	16,746	466	-	4,554	21,766	5,830	6,843	16,117	95,782	12,054	3,615	8,439	1,218	119,120	
National Art Collections Fund	72	148	156	12/00	8,501	-	6,134	-	-	2,367	-	-	-	134	1,146	5	9,786	4,267	821	-	714	5,802	-2,794	1,190	1,424	33,038	4,456	1,124	3,332	344	37,450	
Dogs Home Battersea	73	120	106	12/00	8,419	146	7,883	-	-	390	-	-	-	690	1,325	-	10,434	6,216	477	-	562	7,255	-1,209	1,970	18,819	31,530	2,418	652	1,766	-	52,115	
St Dunstan's	74	57	76	03/00	8,364	-	4,727	-	-	3,637	-	-	-	684	5,587	2	14,637	9,341	1,000	-	1,181	11,522	5,268	8,383	11,183	102,852	2,404	720	1,684	-	115,719	
Stroke Association	75	78	80	03/00	8,138	59	4,491	-	-	3,303	285	-	-	2,896	524	101	11,659	10,963	1,763	-	536	13,262	649	-954	1,190	11,256	3,892	3,669	223	1,994	10,675	
National Association for Mental Health	76	116	79	03/00	7,945	375	924	3,895	-	2,377	145	229	845	955	1,080	201	-	11,026	5,935	1,118	3,830	71	10,954	-91	-19	2,697	1,511	1,073	833	240	-	4,448
Arthritis Care*	77	86	91	12/99	7,648	-	3,779	-	-	3,869	-	-	-	1,612	293	-	9,553	6,334	1,026	-	837	8,197	-1,716	-360	4,338	2,778	5,846	556	5,290	474	11,932	
Norwood Ravenswood Foundation	78	83	51	03/00	7,320	-	976	-	-	6,344	-	-	13,495	637	301	1,031	22,784	18,244	1,352	304	1,031	20,931	320	2,173	15,146	8,594	2,668	4,153	-1,485	550	21,705	
British & Foreign Bible Society	79	73	69	12/99	7,265	464	2,412	-	-	4,389	-	-	-	2,342	370	2	9,979	5,537	1,421	2,950	382	10,290	595	284	2,851	12,735	3,147	1,401	1,746	-	17,332	
Care International UK*	80	69	154	06/00	7,262	-	-	-	2,107	5,155	-	-	29,608	-	79	-	36,949	34,942	1,097	-	574	36,613	-	336	73	29	7,996	6,989	1,007	74	1,035	
Variety Club Children's Charity 4	81	114	58	12/99	6,427	3,876	437	-	2,066	-	-	-	-	5,020	333	-	11,780	7,463	1,167	2,006	759	11,395	-	385	1,905	-	5,751	1,087	4,664	1,191	5,378	
Church Mission Society*	82	80	62	01/00	6,418	799	1,747	-	-	3,872	-	-	-	51	529	137	7,135	6,476	411	-	211	7,098	427	464	4,271	14,056	2,041	379	1,662	-	19,989	
Irish Sisters of Charity	83	81	78	03/00	6,351	484	-	-	-	5,867	-	-	12	3,198	899	192	10,652	7,987	206	-	124	8,317	563	2,898	13,974	24,682	5,331	312	5,019	14	43,661	
Wateraid	84	74	90	03/00	6,340	-	-	-	-	-	6,036	304	2,633	343	65	172	-	9,553	7,380	1,247	-	581	9,208	-	345	298	-	4,779	465	4,314	-	4,612
Action for Blind People	85	97	101	03/00	6,007	-	3,354	-	-	2,653	-	-	1,302	3,762	336	21	11,543	1,729	1,997	6,307	147	10,180	440	1,803	8,544	6,757	3,266	1,407	1,859	14	17,146	
Sargent Cancer Care for Children* 5	86	96	157	03/00	5,897	-	1,160	-	-	4,737	-	-	-	481	360	-	6,738	4,228	2,575	-	600	7,403	547	-118	2,923	8,236	1,583	756	827	-	11,986	
Marie Stopes International	87	142	139	12/00	5,849	14	-	-	-	5,746	-	89	1,201	18,668	417	-	32,376	28,134	1,470	-	2,046	31,650	-159	567	10,402	-	10,630	1,970	8,660	786	18,276	
Northern Ireland Hospice*	88	137	150	03/00	5,822	58	765	-	698	3,623	678	-	756	-	278	26	6,882	3,561	331	474	143	4,509	-14	2,359	4,095	2,174	4,636	398	4,238	-	10,507	
Royal Masonic Benevolent Institution	89	71	44	03/00	5,821	-	1,735	-	-	4,086	-	-	-	17,945	2,392	152	26,310	24,220	153	-	1,262	25,635	-5,583	-4,908	33,947	81,084	7,690	2,004	5,686	-	120,717	
Civil Service Benevolent Fund*	90	82	87	12/00	5,791	5,233	410	-	-	148	-	870	-	133	572	51	7,417	4,574	680	-	1,420	6,674	-793	-50	2,592	18,294	1,436	1,110	326	-	21,212	
Tidy Britain Group*	91	79	105	03/00	5,740	3	-	-	3,047	2,690	-	-	-	892	16	-659	8,698	5,381	134	3,047	140	8,702	-	-4	119	-	1,570	1,067	503	-	622	
Amnesty International UK Section Charitable Trust 6	92	135	121	03/00	5,715	2,122	1,565	-	-	2,028	-	-	-	-	118	-	5,833	3,555	1,010	-	-10	4,555	-	1,278	-	-	3,859	716	3,143	-	3,143	
Royal Star & Garter Home	93	84	88	12/00	5,699	-	3,722	-	-	1,977	-	-	-	4,837	750	-	11,286	9,931	1,125	-	70	11,126	-444	-284	2,454	16,963	4,603	703	3,900	-	23,317	
Elizabeth Finn Trust	94	138	174	03/00	5,697	-	5,088	-	-	557	52	-	-	10,948	1,272	-	17,917	15,177	611	-	188	15,976	10,397	12,338	9,102	37,407	11,945	1,039	10,906	8	57,407	
World Cancer Research Fund	95	91	96	09/00	5,544	-	-	-	-	5,544	-	-	-	30	80	-	5,654	4,175	1,024	-	522	5,721	-	-67	63	5	1,955	1,353	602	-	670	

CAF's top 500 fundraising charities 1999–2000 (£000)

	CAF ranking			Year end	Voluntary income							Grants income		Other income				Expenditure					Gains & losses	Net movement in funds	Assets						
	00	99	98		Total voluntary income	Covenants & Gift Aid	Legacies	Charity shops donated goods	Gifts in kind	Other donations & grants	Fundraising	Comm. fund/ Nat Lottery	Public bodies	Other bodies	Trading fees & contracts	Rent & investment	Other/general	Total income	Charitable	Fundraising/ publicity	Charity Shop/ trading	Management/ admin			Total expenditure	Tangible assets	Investments	Current assets	Current liabilities	Net current assets	Liabilities (due after 1 year)
Erskine Hospital	7	96	77	-	09/00	5,483	168	3,211	-	-	2,104	-	-	3,210	1,939	-	10,632	9,196	267	-	745	10,208	183	607	21,410	39,387	5,328	1,325	4,003	1,440	63,360
Redwings Horse Sanctuary		97	101	102	03/00	5,475	-	2,635	-	-	2,378	462	-	3	117	-	5,595	3,111	1,364	-	237	4,712	-	883	4,175	-	3,017	665	2,352	7	6,520
Institute of Cancer Research		98	92	28	07/00	5,433	-	4,133	-	392	908	-	-	156	3,449	1,197	43,536	36,281	1,193	-	1,891	39,365	-5,651	-1,480	32,043	59,521	10,561	3,467	7,094	20,740	77,918
Children's Aid Direct*		99	128	134	09/00	5,398	-	-	-	2,266	2,391	658	83	4,846	3,181	-	13,500	12,011	994	-	900	13,905	-	-405	363	-	2,655	1,483	1,172	-	1,535
British Tennis Foundation		100	67	71	09/00	5,361	5,203	-	-	-	158	-	-	600	618	-	6,602	9,309	64	-	556	9,929	458	-2,869	3	3,485	9,734	4,632	5,102	-	8,590
Voluntary Service Overseas		101	90	98	03/00	5,305	-	-	-	-	-	5,305	-	21,795	333	-	28,209	26,847	1,470	-	357	28,674	-334	-799	1,808	4,921	8,727	3,262	5,465	1,509	10,685
Royal Air Forces Association*		102	88	108	12/99	5,240	-	940	-	-	4,300	-	-	1,360	300	-	6,900	5,880	840	-	1,170	7,890	1,790	800	9,950	7,840	2,610	4,340	-1,730	-	16,060
St Christopher's Hospice	8	103	106	85	03/00	5,136	-	2,888	-	-	2,248	-	-	3,897	63	-	9,295	8,759	624	-	687	10,070	-	-775	4,061	-	2,154	959	1,195	434	4,822
JNF Charitable Trust		104	99	94	12/99	5,132	-	-	-	-	5,132	-	-	-	38	-	5,170	3,382	788	-	93	4,263	-	907	84	89	2,447	220	2,227	-	2,400
Childline Charitable Trust*		105	98	82	03/99	5,101	-	156	-	-	4,945	-	-	738	-	-74	5,886	5,020	1,821	-	70	6,911	-	-1,025	652	-	1,709	786	923	-	1,575
Cancer & Leukaemia in Childhood Trust (CLIC)		106	162	166	12/00	4,885	-	322	1,293	-	3,270	-	-	46	102	20	5,192	1,597	929	1,077	346	3,949	-	1,243	1,876	86	2,952	690	2,262	200	4,024
Crisis*		107	100	110	06/00	4,863	-	-	-	-	4,641	172	50	423	-	25	5,476	4,399	1,220	-	117	5,736	37	-223	262	35	2,277	123	2,154	-	2,451
BEN-Motor and Allied Trades Benevolent Fund		108	103	103	03/00	4,784	-	237	-	-	4,547	-	-	3,942	250	-	8,976	7,566	1,353	-	67	8,986	-59	-69	9,876	5,214	607	972	-365	69	14,656
Christian Children's Fund of GB		109	113	109	06/00	4,780	802	29	-	-	755	3,186	8	-	7	6	5,048	3,377	449	-	1,221	5,047	-	1	562	-	865	695	170	178	554
Baptist Missionary Society		110	108	104	10/99	4,773	-	855	-	-	3,918	-	-	-	204	118	6,164	5,220	253	-	255	5,728	445	881	5,306	7,718	912	717	195	-	13,219
Lord's Taverners*		111	146	130	12/00	4,722	-	-	-	-	1,133	3,589	-	-	-	187	4,924	2,472	2,114	-	305	4,891	-	33	2,327	20	500	742	-242	-	2,105
Médecins Sans Frontières (UK)*		112	234	239	12/00	4,712	-	71	-	-	3,998	643	-	-	-	1,726	7,097	6,273	923	-	221	7,417	-	-320	28	-	1,865	696	1,169	410	787
Methodist Homes for the Aged		113	87	81	03/00	4,621	-	3,083	-	-	1,538	-	-	435	-	19,489	26,243	24,289	766	-	815	25,870	260	633	47,829	403	12,332	1,621	10,711	-	58,943
Wildfowl & Wetlands Trust*		114	123	186	12/00	4,620	-	973	-	-	3,605	42	-	438	994	1,759	8,001	4,765	1,215	-	392	6,372	129	1,758	13,300	4,587	1,942	1,038	904	22	18,769
Foundation for Children with Leukaemia*		115	112	120	12/00	4,610	-	105	-	-	4,480	25	-	-	84	-	4,694	2,446	1,786	-	90	4,322	-	372	291	-	1,823	316	1,507	-	1,798
CBF World Jewish Relief		116	94	138	12/99	4,583	11	306	-	2,501	1,302	463	-	-	-	12	4,622	4,419	354	-	106	4,879	-	-257	77	55	1,222	46	1,176	4	1,304
Cystic Fibrosis Research Trust		117	118	75	03/00	4,576	153	705	-	-	3,059	529	130	20	-	28	4,990	4,532	1,201	-	390	6,123	102	-1,031	1,034	4,713	2,862	4,139	-1,277	-	4,470
Samaritans		118	109	115	03/00	4,559	-	926	-	300	3,169	-	164	176	-	-6	5,364	3,772	1,228	-	560	5,560	122	-74	980	2,710	2,281	1,569	712	-	4,402
Wood Green Animal Shelters		119	124	131	03/00	4,541	-	3,534	-	-	934	73	-	-	-	454	5,135	2,886	254	339	81	3,560	17	1,592	3,661	339	5,056	304	4,752	1	8,751
Duke of Edinburgh's Award*		120	132	126	03/00	4,528	-	-	-	237	4,291	-	-	569	-	1,098	6,587	5,349	1,016	-	213	6,578	345	354	2,162	10,100	1,591	560	1,031	-	13,293
Sense*		121	95	68	03/00	4,499	-	592	-	-	3,907	-	-	762	249	28,905	34,796	28,376	1,141	4,946	442	34,905	211	102	14,423	703	6,620	2,212	4,408	3,348	16,186
John Grooms Association for Disabled People		122	143	176	03/00	4,454	-	1,367	-	-	3,087	-	-	-	-	6,579	11,212	9,210	993	-	121	10,324	63	951	16,865	446	3,206	2,085	1,121	1,382	17,050
World Society for the Protection of Animals		123	127	141	12/00	4,422	-	995	-	-	602	2,825	-	-	-	28	4,450	3,304	899	-	440	4,643	-69	-262	539	797	448	593	-145	-	1,191
Animal Health Trust		124	111	97	12/00	4,407	-	1,962	-	-	2,240	205	-	-	-	3,285	7,933	7,398	622	-	309	8,329	-67	-463	14,203	3,377	833	1,295	-462	2,748	14,370
St Ann's Hospice		125	125	142	03/00	4,368	42	2,596	276	-	1,253	-	201	2,031	-	-	6,976	5,054	522	-	54	5,630	459	1,805	3,518	5,854	4,535	1,617	2,918	12	12,278
Muscular Dystrophy Group of GB*		126	102	95	12/00	4,270	-	1,119	-	-	2,421	730	-	-	-	108	4,493	3,576	1,390	-	288	5,254	-14	-775	1,532	-	2,644	1,827	817	-	2,349
Dulwich Picture Gallery		127	158	238	03/00	4,249	-	-	-	-	4,249	-	-	-	-	16	4,866	2,492	49	-	275	2,816	97	2,147	3,422	13,000	2,188	1,148	1,040	-	17,462

CAF's top 500 fundraising charities 1999–2000 (£000)

	CAF ranking			Year end	Voluntary income							Grants income		Other income				Expenditure					Gains & losses	Net movement in funds	Assets							
	00	99	98		Total voluntary income	Covenants & Gift Aid	Legacies	Charity shops donated goods	Gifts in kind	Other donations & grants	Fundraising	Comm. fund/ Nat Lottery	Public bodies	Other bodies	Trading fees & contracts	Rent & investment	Other/general	Total income	Charitable	Fundraising/ publicity	Charity Shop/ trading	Management/ admin			Total expenditure	Tangible assets	Investments	Current assets	Current liabilities	Net current assets	Liabilities (due after 1 year)	Net assets
Book Aid International	128	129	148	12/00	4,187	24	-	-	3,294	734	-	135	443	-	-	42	3	4,675	4,445	142	-	37	4,624	-	51	390	-	703	72	631	-	1,021
Medical Foundation for the Care of Victims of Torture	129	182	203	12/00	4,175	1,468	185	-	7	2,175	232	108	15	220	248	55	8	4,721	2,994	1,132	39	20	4,185	-	536	830	-	2,038	184	1,854	-	2,684
Nightingale House	130	178	89	09/00	4,163	-	1,014	-	-	3,149	-	-	-	-	6,223	1,689	603	12,678	11,594	286	-	217	12,097	423	1,004	18,052	20,148	5,686	2,118	3,568	-	41,768
Camphill Village Trust*	131	107	107	03/00	4,116	-	411	-	-	3,705	-	-	866	28	9,780	139	-	14,929	8,461	906	2,363	549	12,279	-	2,650	31,946	29	6,367	1,304	5,063	173	36,865
London City Mission*	132	194	163	12/00	4,096	-	2,568	-	-	1,528	-	-	-	-	-	632	439	5,167	2,771	277	-	335	3,383	-315	1,469	18,409	12,864	409	87	322	-	31,595
European Children's Trust*	133	159	152	03/00	4,092	-	11	-	-	4,081	-	-	41	70	-	69	-	4,272	3,270	1,424	-	249	4,943	88	-583	125	1,431	393	243	150	-	1,706
Breakthrough Breast Cancer*	134	147	126	07/00	4,047	-	102	-	-	3,614	331	-	-	-	914	471	-	5,432	7,348	986	-	149	8,483	140	-2,911	181	4,840	10,787	2,711	8,076	2,798	10,299
Britain Yearly Meeting, Religious Society of Friends (Quakers)* 9	135	119	128	12/00	3,987	-	1,699	-	-	2,288	-	-	176	598	1,190	561	-	6,512	5,773	85	-	103	5,961	-574	-23	6,131	13,322	6,084	2,146	3,938	363	23,028
Wycliffe Bible Translators	136	152	149	09/00	3,983	-	81	-	-	3,902	-	-	-	-	-	49	15	4,047	3,771	182	-	61	4,014	-	33	63	6	1,339	515	824	20	873
Motor Neurone Disease Association	137	117	144	01/00	3,947	-	1,809	-	-	1,046	1,037	55	-	373	352	134	-	4,806	3,994	779	-	59	4,832	-	-26	515	-	3,890	700	3,190	21	3,684
Tenovus	138	105	190	03/00	3,922	-	1,148	1,635	-	1,139	-	-	-	57	65	322	-	4,366	1,866	540	1,295	60	3,761	-116	489	267	3,592	2,649	637	2,012	-	5,871
British Horse Society*	139	122	-	12/00	3,878	-	-	-	-	3,488	390	-	-	74	654	153	158	4,917	3,983	123	348	486	4,940	6	-17	1,039	-	2,032	1,281	751	-	1,790
OMF International (UK)*	140	110	146	12/00	3,867	-	858	-	-	3,009	-	-	-	-	57	584	87	4,595	3,994	222	-	407	4,623	-31	-59	1,823	1,028	1,592	646	946	-	3,797
National Kidney Research Fund	141	168	219	04/00	3,804	-	2,443	-	-	1,361	-	-	-	-	-	440	-	4,244	2,704	999	-	600	4,303	-219	-278	195	11,800	2,050	4,012	-1,962	1,964	8,069
United Society for the Propagation of the Gospel	142	156	114	12/00	3,771	-	1,803	-	-	1,968	-	-	-	-	-	1,716	558	6,045	6,490	621	-	188	7,299	-1,515	-2,769	2,146	37,992	5,758	1,376	4,382	-	44,520
Friends of the Hebrew University of Jerusalem*	143	89	92	09/99	3,768	-	-	-	-	3,768	-	-	-	-	1	1,061	-	4,830	3,655	424	-	409	4,488	5,117	5,459	74	12,325	6,310	1,167	5,143	-	17,542
Yorkshire Cancer Research	144	144	129	03/00	3,761	-	2,810	-	-	951	-	-	-	-	30	448	-	4,239	4,037	355	-	90	4,482	718	475	153	12,717	658	667	-9	-	12,861
Whizz-Kidz*	145	154	194	12/00	3,684	-	-	-	-	1,322	2,362	-	-	-	-	44	-	3,728	1,632	1,783	-	284	3,699	-	29	71	-	1,169	609	560	-	631
Intermediate Technology Development Group	146	140	137	03/00	3,621	-	574	-	-	3,047	-	-	-	6,458	2,213	179	463	12,934	8,869	1,751	2,094	114	12,828	-	106	1,812	589	5,443	1,612	3,831	537	5,695
East Kent Hospice Project	147	133	133	03/00	3,620	94	1,388	867	-	427	844	-	658	-	-	543	50	4,871	2,872	176	-	402	3,450	1,031	2,452	5,336	8,403	2,665	162	2,503	-	16,242
Little Way Association 10	148	170	167	08/00	3,598	-	540	-	-	3,058	-	-	-	-	-	107	26	3,731	3,253	109	-	164	3,526	1	206	243	203	1,473	330	1,143	-	1,589
National Deaf Children's Society*	149	199	169	03/00	3,522	-	1,574	-	-	1,457	-	491	-	84	133	50	106	3,895	1,983	993	-	169	3,145	59	809	858	1,737	2,143	882	1,261	-	3,856
British Council of the Shaare Zedek Medical Centre	150	197	310	12/99	3,511	-	-	-	-	3,511	-	-	-	-	-1	74	-	3,584	3,508	230	-	49	3,787	-20	-223	29	138	1,171	20	1,151	-	1,318
Baptist Union of GB*	151	126	136	12/00	3,500	-	256	-	-	3,244	-	-	-	-	53	977	68	4,598	4,024	172	-	358	4,554	-106	-62	1,991	18,065	5,565	118	5,447	-	25,503
Friends of the Royal Academy*	152	177	-	09/00	3,497	-	-	-	2,060	-	-	1,437	-	-	18,337	-	247	22,081	12,827	1,176	-	7,952	21,955	-	126	650	-	4,802	3,331	1,471	-	2,121
Sail Training Association*	153	426	-	02/00	3,477	-	-	-	-	3,477	-	-	-	1,270	1,567	-	240	6,554	1,711	78	-	205	1,994	-115	4,445	6,842	2,956	258	2,101	-1,843	-	7,955
Anthony Nolan Bone Marrow Trust*	154	157	187	09/00	3,417	-	380	-	-	3,037	-	-	179	-	6,200	11	200	10,007	8,092	1,500	-	388	9,980	-	27	21,222	-	3,101	1,832	1,269	-	22,491
Royal Hospital for Neuro-Disability	155	179	232	09/00	3,337	23	186	1,787	-	1,260	81	-	284	-	13,241	666	1,842	19,370	20,791	461	-	91	21,343	956	-1,017	8,571	9,165	4,468	2,283	2,185	-	19,921
Home Farm Trust	156	183	171	03/00	3,302	-	741	-	-	2,246	315	-	-	-	17,455	192	1,268	22,217	17,737	610	813	290	19,450	143	2,910	20,900	2,211	5,008	1,714	3,294	2,310	24,095
Comic Relief	157	209	27	06/00	3,286	-	-	-	-	115	3,171	-	-	-	470	2,354	-	6,110	19,462	1,341	-	523	21,326	2,518	-12,698	404	17,287	36,123	16,239	19,884	11,630	25,945
Project HOPE United Kingdom	158	93	93	06/00	3,258	-	-	-	2,400	722	63	73	360	-	-	32	-	3,650	3,680	49	-	4	3,733	-	-83	-	-	514	44	470	-	470
Mental Health Foundation*	159	165	158	03/00	3,257	-	966	-	-	1,673	461	157	20	15	202	156	-	3,650	2,114	1,021	-	491	3,626	-131	-107	192	1,599	297	671	-374	-	1,417

CAF's top 500 fundraising charities 1999–2000 (£000)

	CAF ranking			Year end	Voluntary income							Grants income		Other income				Expenditure					Gains & losses	Net movement in funds	Assets						
	00	99	98		Total voluntary income	Covenants & Gift Aid	Legacies	Charity shops donated goods	Gifts in kind	Other donations & grants	Fundraising	Comm. fund/ Nat. Lottery	Public bodies	Other bodies	Trading fees & contracts	Rent & investment	Other/general	Total income	Charitable	Fundraising/ publicity	Charity Shop/ trading	Management/ admin			Total expenditure	Tangible assets	Investments	Current assets	Current liabilities	Net current assets	Liabilities (due after 1 year)
YHA (England and Wales)	160	-	-	02/00	3,250	-	161	-	-	3,089	-	-	81	26,733	40	597	30,701	23,244	933	-	5,344	29,521	-52	1,128	40,895	-	1,432	11,754	-10,322	25,210	5,363
SSPCA*	161	121	132	12/00	3,224	-	2,145	-	-	529	550	-	-	634	807	257	4,922	4,736	854	-	556	6,146	764	-460	7,819	19,245	1,662	471	1,191	-	28,255
Fire Services National Benevolent Fund	162	174	165	12/00	3,222	815	179	-	-	2,228	-	-	-	105	535	-	3,862	3,022	621	-	555	4,198	2,856	2,520	6,661	18,411	1,598	155	1,443	-	26,515
Scripture Union*	163	151	159	03/00	3,211	-	796	-	-	2,415	-	-	-	3,905	206	82	7,404	6,050	367	-	242	6,659	-1	744	1,386	835	3,414	1,063	2,351	350	4,222
HCPT The Pilgrimage Trust	164	152	284	10/00	3,207	-	37	-	-	3,170	-	-	-	129	61	-	3,397	2,746	124	-	420	3,290	9	116	1,547	2,054	880	573	307	-	3,908
Rowcroft House Foundation	165	259	240	03/00	3,163	-	2,168	506	-	489	-	604	-	-	206	71	4,044	1,972	59	270	134	2,435	-126	1,483	1,722	3,952	1,156	104	1,052	-	6,726
Far East Broadcasting Association (FEBA Radio UK)	166	172	164	09/00	3,147	-	616	-	-	2,188	343	-	-	-	74	15	3,236	2,652	326	-	46	3,024	-	212	632	-	1,958	180	1,778	7	2,403
St Francis Hospice (Romford)*	167	229	209	03/00	3,140	-	1,740	-	-	-	1,400	-	-	1,280	111	46	4,577	2,587	112	-	89	2,788	84	1,873	1,975	830	3,324	94	3,230	-	6,035
RUKBA	168	202	191	12/00	3,136	-	2,152	-	-	757	227	-	-	3,013	5,257	3	11,409	9,170	823	-	555	10,548	205	1,066	5,655	134,515	4,938	341	4,597	-	144,767
Echoes of Service	169	134	160	12/00	3,128	-	447	-	-	2,681	-	-	-	113	194	-	3,435	2,952	158	-	441	3,551	-74	-190	351	1,926	2,461	228	2,233	-	4,510
BLISS*	170	296	321	03/00	3,124	297	-	-	-	615	2,212	-	-	34	26	-	3,184	1,501	322	33	120	1,976	-	1,208	43	-	2,045	542	1,503	-	1,546
Treloar Trust	171	399	301	07/00	3,113	-	1,004	-	-	2,109	-	-	334	10,447	348	332	14,574	11,358	283	-	198	11,839	708	3,443	12,448	11,496	1,045	941	104	-	24,048
International League for the Protection of Horses*	172	149	183	12/99	3,112	-	2,137	-	-	975	-	-	-	18	551	437	4,118	2,972	690	-	215	3,877	1,510	1,751	4,765	11,076	1,044	287	757	-	16,598
Army Benevolent Fund*	172	155	100	03/00	3,112	-	1,186	-	-	1,926	-	1,523	-	168	1,257	-	6,060	4,483	1,741	-	307	6,531	2,846	2,375	113	37,902	1,483	188	1,295	-	39,310
Action Research*	174	130	124	10/99	3,083	-	569	-	-	-	2,453	61	-	253	915	-	4,251	5,367	2,227	-	657	8,251	2,422	-1,578	655	19,934	2,383	6,744	-4,361	4,408	11,820
Pontifical Mission Societies*	175	139	145	12/99	3,076	-	329	-	-	2,747	-	-	66	-	134	105	3,381	3,609	62	-	14	3,685	-	-304	1	-	2,974	123	2,851	-	2,852
British Trust for Conservation Volunteers*	176	181	218	03/00	3,074	-	-	-	-	2,759	315	-	5,774	3,529	26	323	12,726	10,981	531	-	706	12,218	-	508	2,294	54	5,558	3,080	2,478	1,285	3,541
S I M International – UK Section	177	198	180	09/00	3,047	-	379	-	-	2,668	-	-	-	-	134	187	3,368	3,014	95	-	68	3,177	1	192	872	62	2,764	319	2,445	-	3,379
Glyndebourne Productions Limited	178	206	275	12/99	3,018	254	-	-	-	2,764	-	-	-	9,990	417	-	13,425	7,624	-	-	5,607	13,231	821	1,015	31,643	6,800	3,836	1,171	2,665	615	40,493
National Autistic Society*	179	191	279	03/00	2,996	-	84	-	-	2,912	-	-326	304	32,408	211	592	36,185	36,789	752	-	175	37,716	-	-1,531	9,659	-	16,156	15,833	323	793	9,189
Scottish Catholic International Aid Fund*	180	161	201	12/99	2,950	510	290	-	-	2,036	-	127	57	19	102	-	3,255	2,156	257	-	208	2,621	-	634	523	-	2,385	120	2,265	240	2,548
National Meningitis Trust*	181	188	244	04/00	2,925	12	-	-	783	1,295	835	19	-	75	43	19	3,081	1,609	1,222	-	112	2,943	-	138	143	-	1,077	264	813	-	956
LOROS	182	222	282	03/00	2,859	688	-	-	-	-	1,871	300	-	-	84	-	4,284	2,758	193	-	98	3,049	-	1,235	3,690	-	2,515	527	1,988	-	5,678
Congregation of the Daughters of the Cross	183	131	195	03/00	2,854	-	355	496	-	2,003	-	-	-	29,833	1,173	4	33,864	31,416	677	-	473	32,566	541	1,839	51,538	19,043	9,552	3,619	5,933	151	76,363
Fairbridge*	184	163	178	03/00	2,843	-	208	-	-	1,912	230	493	1,736	59	161	-	4,871	3,954	643	2	244	4,843	254	282	1,375	3,444	747	1,228	-481	31	4,307
British Leprosy Relief Association (LEPRA)	185	185	113	12/00	2,817	162	820	-	127	1,632	-	41	565	12	91	316	3,842	3,532	931	-	247	4,710	-47	-915	134	2,669	1,177	141	1,036	-	3,839
Children First 11	186	136	207	12/99	2,806	-	1,150	-	-	1,656	-	336	-	-	94	23	3,259	1,796	662	-	227	2,685	48	622	262	1,485	1,312	123	1,189	11	2,925
Church Army	187	164	173	03/00	2,796	-	1,316	-	-	1,480	-	330	-	2,400	726	-	6,252	6,524	860	-	332	7,716	2,490	1,026	19,174	17,335	1,323	823	500	43	36,966
Gurkha Welfare Trust	188	186	211	06/00	2,785	-	564	-	-	2,104	117	1,011	-	-	725	-	4,521	3,773	285	-	206	4,264	932	1,189	-	20,428	1,300	397	903	-	21,331
Dove House Hospice	189	173	264	03/00	2,722	22	958	602	-	507	587	46	469	-	38	122	3,351	1,713	687	-	129	2,529	20	842	2,530	520	943	157	786	4	3,832
St Wilfrid's Hospice (Eastbourne) Ltd*	190	441	363	12/00	2,721	32	2,459	-	-	230	-	-	204	76	157	49	3,207	1,032	14	-	120	1,166	-412	1,629	1,824	8,282	426	110	316	-	10,422
Meningitis Research Foundation	191	317	327	03/00	2,708	17	71	18	2	2,003	448	149	18	3	87	43	2,859	1,585	395	-	192	2,172	-	687	181	-	2,364	732	1,632	-	1,813

CAF's top 500 fundraising charities 1999–2000 (£000)

	CAF ranking			Year end	Voluntary income							Grants income		Other income				Expenditure					Gains & losses	Net movement in funds	Assets							
	00	99	98		Total voluntary income	Covenants & Gift Aid	Legacies	Charity shops donated goods	Gifts in kind	Other donations & grants	Fundraising	Comm. fund/ Nat Lottery	Public bodies	Other bodies	Trading fees & contracts	Rent & investment	Other/general	Total income	Charitable	Fundraising/ publicity	Charity Shop/ trading	Management/ admin			Total expenditure	Tangible assets	Investments	Current assets	Current liabilities	Net current assets	Liabilities (due after 1 year)	Net assets
Aid to the Church in Need (UK)	192	214	208	12/00	2,676	622	495	-	-	1,487	72	-	-	78	44	5	2,803	2,062	416	-	221	2,699	-	104	33	-	1,076	349	727	-	760	
Royal London Society for the Blind	193	166	181	07/00	2,664	-	1,066	-	-	1,598	-	-	527	5,974	92	18	9,275	7,895	897	-	364	9,156	33	152	7,201	1,885	1,034	701	333	-	9,419	
National Osteoporosis Society	194	207	210	06/00	2,653	77	374	-	-	1,961	-	241	28	30	45	-	2,756	2,044	376	37	183	2,640	18	134	789	192	1,385	263	1,122	4	2,099	
Gideons International in the British Isles	195	176	177	12/00	2,529	865	301	-	-	1,363	-	-	-	-	82	9	2,620	2,071	-	-	464	2,535	25	110	371	187	703	192	511	78	991	
Children's Hospice Association Scotland (CHAS)*	196	239	225	03/00	2,492	-	275	-	-	2,217	-	-	150	111	-	695	3,448	1,123	239	-	300	1,662	91	1,877	3,077	16,366	733	36	697	-	20,140	
Help the Hospices	197	195	286	03/00	2,451	-	119	-	-	2,332	-	-	-	117	74	-	2,642	1,614	259	69	37	1,979	81	744	1,805	1,490	872	596	277	-	3,572	
Musicians Benevolent Fund	198	241	202	12/00	2,443	-	2,233	-	-	210	-	-	-	346	1,138	-	3,927	2,756	375	-	203	3,334	-454	139	1,242	32,796	3,393	535	2,858	118	36,778	
Myton Hamlet Hospice Trust	199	329	376	03/00	2,410	-	569	-	-	1,579	-	262	702	83	-	1,579	3,692	1,665	161	-	147	1,973	-	1,719	2,917	-	2,695	414	2,281	-	5,198	
Bible Lands Society*	200	187	147	04/00	2,405	-	511	-	-	1,894	-	-	-	96	-	21	2,724	2,576	272	-	174	3,022	1,600	1,302	4,042	3,278	1,224	115	1,109	-	8,429	
Jubilee Sailing Trust	201	115	162	03/00	2,379	133	28	-	307	1,826	85	-	-	-	63	64	3,123	947	344	-	267	1,558	-	1,565	14,608	-	1,210	1,291	-81	2,833	11,694	
Mission Aviation Fellowship (Europe)*	202	345	111	12/00	2,343	-	-	-	-	2,343	-	-	-	-	1,675	642	6,958	6,707	-	-	99	6,806	-	152	11,892	-	2,870	1,043	1,827	1,022	12,697	
Acorns Children's Hospice Trust	203	205	170	03/00	2,340	-	327	-	-	2,013	-	-	-	431	188	29	3,030	2,787	532	-	56	3,375	7	-338	3,745	12	286	519	-233	13	3,511	
St Oswald's Hospice	204	175	247	03/00	2,335	69	1,005	-	-	1,261	-	-	726	-	379	51	3,491	1,900	252	-	58	2,210	9	1,290	3,980	205	2,342	407	1,935	-	6,120	
Raleigh International*	205	192	214	03/00	2,315	-	-	-	-	88	2,227	-	-	2,296	24	25	4,752	4,648	174	-	17	4,839	37	-50	474	441	791	432	359	-	1,274	
Queen Elizabeth's Foundation for Disabled People	206	167	212	03/00	2,291	-	633	-	-	1,652	-	6	184	769	6,674	28	10,346	8,970	549	-	102	9,621	11	736	8,108	653	1,759	1,810	-51	-	8,710	
British Wizo	207	-	-	09/00	2,274	4	908	-	-	1,277	85	-	-	-	700	-	565	2,973	-	-	653	3,626	-329	-3,390	292	7,637	3,837	545	3,292	15	11,206	
Cottage Homes*	208	104	326	04/00	2,272	-	1,067	-	-	1,205	-	-	-	-	3,305	880	5	6,462	5,149	438	-	209	5,796	-	666	19,629	12,310	3,497	567	2,930	-	34,869
Breast Cancer Care*	209	231	303	12/99	2,267	-	-	-	-	2,267	-	-	52	200	-	64	2,583	1,567	231	-	167	1,965	-47	571	137	461	1,763	376	1,387	-	1,985	
Crime Concern Trust	210	249	161	03/00	2,253	-	-	-	-	2,154	-	99	3,610	816	-	40	6,256	5,240	166	-	303	5,709	-	547	30	-	2,765	1,091	1,674	-	1,704	
Children's Trust Tadworth	211	238	255	03/00	2,250	-	540	-	37	1,537	136	-	-	-	7,021	38	9,309	7,218	456	56	370	8,100	-	1,209	7,801	71	1,230	960	270	-	8,142	
Centrepont Soho	212	141	226	03/00	2,238	-	-	-	-	-	2,238	-	3,610	-	796	2,225	112	8,981	8,853	520	-	284	9,657	52	-624	1,923	-	1,991	1,466	525	21	2,427
Ayrshire Hospice	213	171	222	03/00	2,237	43	507	296	-	306	1,085	-	-	889	146	162	3,434	2,116	562	94	16	2,788	4	650	3,580	297	3,362	127	3,235	-	7,112	
Ramblers' Association*	213	210	206	09/00	2,237	-	269	-	-	1,761	207	-	-	486	435	20	3,441	3,444	141	-	174	3,759	35	-283	96	301	1,966	689	1,277	-	1,674	
The Passage	215	282	336	03/00	2,229	340	122	-	80	1,582	105	-	660	14	-	165	3,068	1,592	55	-	55	1,702	-	1,366	2,304	-	1,163	257	906	-	3,210	
Mission to Seafarers 12	216	211	-	12/99	2,226	-	1,071	-	-	1,155	-	-	-	9	41	1,207	3,483	2,419	617	-	359	3,395	-	4,512	4,454	24,837	3,669	816	2,853	-	32,144	
Scripture Gift Mission	217	216	118	12/00	2,214	-	559	-	-	1,655	-	-	-	-	20	51	2,285	2,618	185	-	280	3,083	-16	-814	350	108	618	105	513	-	971	
Electrical & Electronics Industries Benevolent Association	218	250	273	12/00	2,181	-	60	-	-	758	1,363	-	-	-	440	-	2,621	1,412	792	-	256	2,460	-120	41	953	3,529	1,118	106	1,012	-	5,494	
Winged Fellowship Trust	219	180	192	01/00	2,172	-	357	-	-	1,790	-	25	36	-	3,052	33	5,293	4,447	886	-	105	5,438	-8	-153	8,729	61	1,609	527	1,082	862	9,010	
National Museums of Scotland*	220	232	-	03/00	2,168	-	-	-	-	2,126	42	-	13,620	2,734	15	-	18,537	13,439	-	-	3,020	16,459	-	2,078	113,510	1	3,621	4,722	-1,101	267	112,143	
Universities & Colleges Christian Fellowship*	221	201	204	04/00	2,155	-	190	-	-	1,965	-	-	-	-	1,547	31	3,753	3,690	52	-	101	3,843	-	-90	1,918	-	1,310	682	628	-	2,546	
Rainbow Family Trust Ltd	221	301	289	03/00	2,155	-	-	-	-	2,155	-	-	52	-	-	99	2,306	1,033	223	-	-	1,256	-	1,050	1,904	926	2,037	168	1,869	1,066	3,633	

CAF's top 500 fundraising charities 1999–2000 (£000)

	CAF ranking			Year end	Voluntary income							Grants income		Other income			Expenditure					Gains & losses	Net movement in funds	Assets							
	00	99	98		Total voluntary income	Covenants & Gift Aid	Legacies	Charity shops donated goods	Gifts in kind	Other donations & grants	Fundraising	Comm. fund/ Nat Lottery	Public bodies	Other bodies	Trading fees & contracts	Rent & investment	Other/general	Total income	Charitable	Fundraising/ publicity	Charity Shop/ trading			Management/ admin	Total expenditure	Tangible assets	Investments	Current assets	Current liabilities	Net current assets	Liabilities (due after 1 year)
Christ's Hospital	223	286	354	07/00	2,142	-	-	-	-	2,142	-	388	162	1,754	11,004	88	15,538	12,162	872	-	577	13,611	13,607	15,534	16,690	237,647	10,032	3,110	6,922	-	261,259
St Columba's Hospice*	224	190	205	03/00	2,137	44	1,490	-	-	396	207	-	-	1,236	951	24	4,348	2,819	94	-	279	3,192	1,600	2,756	1,668	23,288	6,260	104	6,156	1	31,111
Shaftesbury Society*	225	223	237	03/00	2,132	-	638	-	-	1,494	-	-	-	17,796	42	144	20,114	18,295	569	-	306	19,170	546	1,490	17,197	1,191	2,929	1,185	1,744	1	20,131
Terrence Higgins Trust*	226	200	224	03/00	2,130	317	329	-	-	1,327	157	2,286	1,276	-	-	359	6,051	5,292	903	-	385	6,580	31	-498	1,156	247	1,404	393	1,011	-	2,414
St Luke's Hospice - Sheffield	227	213	241	03/00	2,121	-	543	335	-	279	964	-	-	1,614	179	-	3,914	3,365	418	176	29	3,988	204	130	2,588	2,870	2,646	2,446	200	-	5,658
St Catherine's Hospice (Crawley) *	228	233	200	03/00	2,118	69	489	-	-	1,332	228	565	-	305	55	-	3,043	2,156	507	-	100	2,763	143	423	1,793	775	1,543	208	1,335	-	3,903
Princess Alice Hospice Trust*	229	203	122	03/00	2,117	-	1,011	-	-	847	259	802	-	1,672	193	124	4,908	2,821	206	1,091	161	4,279	173	802	2,988	2,441	1,906	349	1,557	-	6,986
Oxford Centre for Hebrew and Jewish Studies	230	295	193	07/00	2,113	-	-	-	-	2,113	-	-	-	-	123	128	2,364	1,742	26	-	273	2,041	355	678	1,495	3,167	749	898	-149	-	4,513
King Edward VII's Hospital for Officers*	231	263	311	09/00	2,097	-	540	-	-	1,557	-	-	-	8,349	-	387	10,833	10,404	222	-	-	10,626	1,493	1,700	13,959	13,425	1,695	1,302	393	-	27,777
Motability* 13	232	332	227	03/00	2,075	-	500	-	-	263	1,312	9,349	-	1,047	313	4,228	17,012	15,347	438	-	701	16,486	-	526	391	-	12,110	9,774	2,336	1,462	1,265
DeafBlind UK*	233	466	454	03/00	2,068	-	488	-	-	1,077	-	174	-	565	71	232	3,110	1,899	421	-	213	2,533	56	633	679	462	666	103	563	-	1,704
Born Free Foundation	234	481	483	03/00	2,058	17	32	-	-	1,965	44	-	-	-	46	273	2,377	1,221	273	-	44	1,538	-	839	62	-	906	129	777	-	839
East Anglia's Children's Hospices*	235	355	425	03/00	2,042	-	564	-	-	1,260	78	396	-	35	200	-	2,673	1,999	245	-	50	2,294	165	544	1,944	3,380	1,199	131	1,068	-	6,392
Weizmann Institute Foundation*	236	252	234	09/99	2,039	-	-	-	-	1,913	126	-	-	-	759	-	2,798	2,127	78	-	342	2,547	425	676	-	14,857	583	60	523	-	15,380
Interserve	237	218	236	12/00	2,012	-	233	-	-	1,779	-	-	-	87	2	16	2,117	1,517	86	122	385	2,110	471	478	882	56	345	90	255	-	1,193
Wooden Spoon Society 14	238	247	276	03/00	2,008	-	-	-	-	302	1,706	-	-	-	67	47	2,122	1,076	1,351	-	187	2,614	-	-492	18	-	1,484	1,481	3	-	21
Catholic Institute for International Relations*	239	228	231	03/00	1,994	-	-	-	-	1,994	-	2,128	524	6	46	-	4,698	3,928	68	-	639	4,635	-	63	6	-	1,169	556	613	38	581
Christian Action Research & Education Trust (CARE)	240	208	175	03/00	1,990	-	-	-	-	1,990	-	-	57	291	14	18	2,370	1,797	47	-	220	2,064	-	306	1,689	2	531	153	378	1,415	654
St Mary's Hospice	241	189	233	03/00	1,978	-	945	207	-	826	-	986	61	100	90	15	3,230	2,657	115	182	115	3,069	8	169	3,673	-	1,780	167	1,613	-	5,286
North London Hospice Group	242	196	182	03/00	1,960	-	419	660	-	881	-	475	-	11	261	-	2,707	1,551	123	215	401	2,290	164	581	4,265	3,363	2,493	106	2,387	500	9,515
St Gemma's Hospice	243	298	251	12/99	1,903	-	964	267	-	372	300	1,191	-	113	167	24	3,398	2,825	166	11	22	3,024	75	449	346	1,161	2,598	560	2,038	-	3,545
DEBRA*	244	290	289	12/00	1,897	-	125	90	-	1,638	-	-	5	-	34	9	1,945	1,595	255	-	111	1,961	-	-16	112	-	700	362	338	-	450
Outward Bound Trust*	245	212	254	03/00	1,895	-	-	-	-	1,895	-	-	-	2,383	9	51	4,338	3,923	149	116	721	4,909	676	105	4,219	127	902	2,678	-1,776	253	2,317
Ronald McDonald Children's Charities	246	314	302	12/00	1,884	-	-	-	-	575	1,309	-	-	-	193	-	2,077	1,576	84	-	171	1,831	-	246	811	-	3,065	713	2,352	-	3,163
Action Cancer	247	287	407	03/00	1,869	-	-	347	-	1,522	-	-	26	-	21	2	1,918	954	304	277	93	1,628	4	294	253	50	860	158	702	23	982
Hearing Dogs for Deaf People	248	246	189	03/00	1,863	-	773	-	-	1,090	-	-	-	11	78	-	1,952	1,089	386	-	240	1,715	126	363	3,379	1,735	616	111	505	-	5,619
NCVO*	249	255	274	03/00	1,856	-	-	-	-	1,635	-	1,201	91	990	71	-	4,209	4,064	30	-	62	4,156	203	256	2,840	1,728	1,086	891	195	1,092	3,671
East Cheshire Hospice	250	325	334	03/00	1,854	-	451	-	-	601	802	348	-	55	-	-	2,257	967	356	-	183	1,506	42	793	1,358	1,075	785	564	221	-	2,654
Royal National Mission to Deep Sea Fishermen	251	248	250	10/00	1,827	29	461	-	-	1,337	-	-	-	11	48	930	2,816	1,499	716	-	319	2,534	384	666	2,663	1,628	239	199	40	77	4,254
National Childbirth Trust*	252	237	264	09/00	1,820	89	-	-	-	743	988	28	83	1,551	37	322	3,841	2,635	761	-	266	3,662	-	179	344	-	1,251	1,016	235	-	579
British ORT*	253	-	-	12/99	1,816	47	1,230	-	-	469	70	-	-	-	47	65	1,928	877	63	-	77	1,017	-	911	-	-	1,547	42	1,505	-	1,505
Roy Castle Lung Cancer Foundation*	254	220	221	12/99	1,790	-	-	-	-	921	869	124	27	490	66	-	2,497	1,871	952	652	166	3,641	197	-947	3,839	1,230	1,148	843	305	11	5,363

CAF's top 500 fundraising charities 1999–2000 (£000)

	CAF ranking			Year end	Voluntary income							Grants income		Other income				Expenditure					Gains & losses	Net movement in funds	Assets							
	00	99	98		Total voluntary income	Covenants & Gift Aid	Legacies	Charity shops donated goods	Gifts in kind	Other donations & grants	Fundraising	Comm. fund/ Nat Lottery	Public bodies	Other bodies	Trading fees & contracts	Rent & investment	Other/general	Total income	Charitable	Fundraising/ publicity	Charity Shop/ trading	Management/ admin			Total expenditure	Tangible assets	Investments	Current assets	Current liabilities	Net current assets	Liabilities (due after 1 year)	Net assets
Injured Jockeys' Fund	255	436	486	04/00	1,786	-	272	-	-	1,514	-	-	-	293	462	10	2,551	1,076	5	-	122	1,203	1,208	2,556	339	16,225	625	111	514	-	17,078	
Crimestoppers Trust*	256	317	307	12/00	1,780	1	-	-	-	1,779	-	-	-	-	49	22	1,851	1,447	461	-	137	2,045	-	-194	93	-	1,007	522	485	50	528	
Scottish Opera*	256	-	-	03/99	1,780	-	-	-	-	1,780	-	100	6,550	1,420	-	-	9,850	9,390	-	-	590	9,980	-	-130	10,500	-	13,100	12,400	700	-	11,200	
British Lung Foundation	258	184	245	06/00	1,764	-	407	-	-	954	403	-	-	76	223	48	2,111	1,530	894	-	110	2,534	148	-275	-	1,976	3,197	1,809	1,388	1,102	2,262	
Princess Royal Trust for Carers*	259	217	214	03/00	1,753	-	-	-	74	1,599	-	80	-	26	101	32	1,912	1,320	628	-	166	2,114	-	-202	4	-	2,059	99	1,960	-	1,964	
Population Concern	260	306	323	03/00	1,745	-	54	-	-	1,379	-	312	1,496	-	16	27	3,284	2,626	196	-	53	2,875	50	459	207	254	919	141	778	-	1,239	
Welsh National Opera	261	328	283	03/00	1,744	187	-	-	-	1,557	-	-	7,734	-	13	52	13,148	12,225	274	-	324	12,823	400	725	2,660	-	2,276	2,914	-638	63	1,959	
British Epilepsy Association	262	230	280	12/99	1,741	-	360	-	-	1,063	318	-	39	-	62	44	1,943	1,480	309	-	82	1,871	-48	24	164	916	731	370	361	-	1,441	
St Giles Hospice Whittington*	263	204	258	03/00	1,733	42	1,034	392	-	230	35	-	945	-	81	14	3,269	2,311	115	-	278	2,704	108	673	2,542	1,234	1,713	404	1,309	-	5,085	
Africa Inland Mission International	264	266	249	12/00	1,732	-	154	-	-	1,578	-	-	-	-	-	-	1,796	1,532	231	-	20	1,783	-8	5	622	215	953	17	936	-	1,773	
Council for the Protection of Rural England*	265	245	228	12/00	1,725	363	946	-	-	416	-	-	-	31	95	62	2,135	1,587	648	28	137	2,400	355	90	41	2,447	481	191	290	-	2,778	
Jerusalem Foundation	266	305	291	12/00	1,716	-	-	-	-	1,716	-	-	-	-	50	16	1,782	1,781	-	-	66	1,847	-1	-66	2	1,389	252	17	235	-	1,626	
Edinburgh Festival Society	267	254	267	11/00	1,703	-	-	-	-	-	1,703	-	1,201	870	-	-	6,051	-	247	5,507	695	6,449	-	-398	546	-	530	938	-408	50	88	
Phyllis Tuckwell Memorial Hospice*	268	327	344	03/00	1,699	-	849	257	-	295	298	-	392	-	61	-	2,375	1,597	86	190	164	2,037	-36	302	1,905	1,186	382	150	232	-	3,323	
Voluntary Service Aberdeen*	269	373	373	03/00	1,689	57	363	145	-	1,023	20	81	1,783	96	5,335	555	-636	8,822	8,094	147	-	415	8,656	-267	-101	1,175	8,188	3,929	1,464	2,465	-	11,828
Dorothy House Foundation	270	292	246	03/00	1,684	-	363	694	-	627	-	-	-	755	53	62	-	2,554	1,504	124	527	320	2,475	-8	71	3,066	-	1,161	146	1,015	-	4,081
Young Enterprise*	271	256	198	07/00	1,676	93	-	-	-	1,583	-	-	915	-	555	37	-	3,183	2,969	-	-	-	2,969	-	214	56	-	2,114	693	1,421	-	1,477
Brooke Hospital for Animals	272	221	216	03/00	1,673	-	724	-	-	949	-	-	-	-	653	-	2,326	3,142	530	-	542	4,214	476	-1,412	52	14,656	1,571	93	1,478	-	16,186	
Society for the Protection of Animals Abroad	272	342	353	12/00	1,673	64	924	-	-	685	-	-	-	22	-	294	-	1,989	1,620	268	-	219	2,107	-44	-162	64	5,280	1,611	371	1,240	-	6,584
Latin Link	274	240	252	03/00	1,669	-	98	-	-	1,571	-	-	-	-	21	-	1,690	1,546	25	-	14	1,585	-	105	217	245	425	75	350	3	809	
Friends of the Earth Trust	275	297	306	05/00	1,666	1,026	377	-	-	263	-	-	107	195	-	-	235	2,203	1,637	427	-	-	2,064	-	139	335	-	367	212	155	-	490
Institute for Public Policy Research	276	431	366	12/00	1,661	-	-	-	-	1,661	-	-	-	11	174	25	8	1,879	1,232	-	-	570	1,802	-	77	20	-	611	38	573	-	593
Children Nationwide Medical Research Fund	277	270	308	04/00	1,646	-	51	-	-	1,595	-	-	-	-	21	95	-	1,762	1,471	337	-	60	1,868	118	12	21	1,618	1,413	1,851	-438	648	553
Hospice in the Weald	278	256	260	03/00	1,643	-	793	-	-	726	-	124	272	-	215	23	-	2,153	1,514	123	-	65	1,702	1	452	4,624	67	528	287	241	247	4,685
St Barnabas Hospice Trust*	279	337	409	03/00	1,641	22	365	438	-	314	-	502	945	-	-	148	53	2,787	1,549	415	311	261	2,536	33	284	1,091	1,101	2,209	172	2,037	-	4,229
Children's Hospice South West Region*	280	272	223	06/00	1,639	41	403	-	92	1,059	-	44	-	-	10	133	61	1,843	1,157	276	-	174	1,607	257	493	2,152	3,710	299	71	228	-	6,090
SPARKS*	281	227	271	01/00	1,633	-	-	-	-	122	1,511	-	-	23	-	124	39	1,819	919	913	-	252	2,084	-85	-162	46	949	1,323	1,323	-	747	248
Fight for Sight*	282	285	143	04/00	1,632	-	1,176	-	-	456	-	-	-	259	-	424	-	2,315	1,632	169	-	69	1,870	4,278	4,723	-	17,761	2,558	1,024	1,534	-	19,295
St Helena Hospice*	283	280	266	03/00	1,621	-	667	-	-	954	-	-	600	-	87	266	62	2,636	1,683	391	-	188	2,262	-89	285	1,342	4,132	1,395	87	1,308	-	6,782
British Refugee Council*	284	-	-	03/00	1,616	-	21	-	-	1,445	-	150	7,309	223	3,691	303	489	13,631	12,174	665	-	460	13,299	-6	326	915	11	3,580	2,049	1,531	587	1,870
Cancer BACUP	285	274	256	03/00	1,604	95	145	-	-	1,032	332	-	22	113	519	29	-	2,287	1,683	593	-	99	2,375	-1	-89	787	1	1,034	278	756	-	1,544
Hope House	286	283	315	12/00	1,598	-	-	-	-	1,537	-	61	75	-	58	112	19	1,862	1,149	257	-	12	1,418	23	467	2,226	1,034	1,135	115	1,020	611	3,669

CAF's top 500 fundraising charities 1999–2000 (£000)

	CAF ranking			Year end	Voluntary income							Grants income		Other income				Expenditure					Gains & losses	Net movement in funds	Assets							
	00	99	98		Total voluntary income	Covenants & Gift Aid	Legacies	Charity shops donated goods	Gifts in kind	Other donations & grants	Fundraising	Comm. fund/ Nat Lottery	Public bodies	Other bodies	Trading fees & contracts	Rent & investment	Other/general	Total income	Charitable	Fundraising/ publicity	Charity Shop/ trading	Management/ admin			Total expenditure	Tangible assets	Investments	Current assets	Current liabilities	Net current assets	Liabilities (due after 1 year)	Net assets
Teesside Hospice Care Foundation	287	351	313	03/00	1,586	-	-	1,015	-	571	-	-	697	-	11	-	2,294	1,094	572	-	256	1,922	-	372	1,503	-	472	91	381	83	1,801	
Royal Blind Asylum & School Edinburgh	288	300	384	03/00	1,573	-	1,176	-	-	368	29	-	7	-	1,098	-	2,678	569	8	-	341	918	1,729	3,489	10,354	35,620	746	362	384	-	46,358	
Church Pastoral Aid Society	289	226	270	04/00	1,568	-	-	72	-	-	1,496	-	105	1,321	151	66	3,211	3,240	189	-	148	3,577	24	-342	2,784	2,327	1,316	398	918	-	6,029	
King George's Fund for Sailors	290	264	199	12/00	1,531	-	653	-	-	504	374	-	-	-	1,337	7	2,875	2,931	581	-	293	3,805	-3,877	-4,807	959	43,890	1,640	1,256	384	-	45,233	
Prince & Princess of Wales Hospice	291	268	325	03/00	1,528	17	196	471	-	378	419	47	712	-	-	65	14	2,319	1,275	563	-	281	2,119	5	205	2,906	307	779	291	488	122	3,579
Scottish Bible Society 15	292	319	367	12/00	1,521	269	641	-	-	611	-	-	-	8	204	-	1,733	1,645	206	-	85	1,936	-75	-278	450	4,210	1,081	592	489	-	5,149	
Greater London Fund for the Blind 16	293	269	230	03/00	1,519	-	399	-	-	1,120	-	-	-	30	23	-	1,572	1,271	68	-	153	1,492	-	80	352	-	469	261	208	-	560	
British Deaf Association*	294	218	261	03/00	1,512	-	950	-	-	329	-	233	103	50	47	53	1,765	1,297	289	-	340	1,926	8	-153	58	687	904	137	767	-	1,512	
Research Into Ageing*	294	326	304	03/00	1,512	-	191	-	16	1,169	-	136	41	-	-	103	1,656	1,086	459	-	115	1,660	-25	-29	36	432	1,792	1,038	754	382	840	
St Catherine's Hospice (Lancashire)	296	294	331	12/00	1,506	556	369	-	-	300	281	-	415	-	54	26	2,004	1,832	89	-	215	2,136	-	-132	2,401	-	875	623	252	-	2,653	
Crusaid*	297	160	217	03/00	1,504	198	360	-	-	753	193	-	-	-	218	118	1,840	1,123	359	134	171	1,787	-	53	31	-	3,026	700	2,326	-	2,357	
Hospital of St John & St Elizabeth*	297	277	478	12/00	1,504	-	555	-	-	949	-	-	1,283	-	9,665	10	107	12,569	10,410	181	-	2,301	12,892	-16	-339	9,703	329	2,139	3,510	-1,371	3,802	4,859
St John's Hospice in Wirral	299	304	295	03/00	1,498	38	539	131	-	219	571	-	-	415	32	88	2,033	1,185	460	-	168	1,813	44	289	2,183	1,215	960	184	776	-	4,174	
Break	300	301	309	03/00	1,492	-	37	1,161	-	265	-	29	-	16	1,175	13	9	2,705	1,623	106	702	226	2,657	-	48	1,296	5	377	176	201	187	1,315
St Leonard's Hospice	301	244	278	03/00	1,488	-	594	321	-	573	-	-	306	-	187	240	2,221	1,271	103	321	6	1,701	253	773	1,621	5,896	158	48	110	-	7,627	
Jewish Blind & Disabled 17	302	417	389	12/00	1,471	-	685	-	-	625	161	-	-	-	113	428	2,012	542	177	-	59	778	-2	1,232	7,484	-	262	271	-9	-	7,475	
South American Missionary Society*	303	288	293	12/00	1,468	-	89	-	-	1,379	-	-	-	-	7	70	1,566	1,555	-	-	45	1,600	414	380	765	-	1,180	67	1,113	1	1,877	
St Elizabeth Hospice (Suffolk)	304	401	395	03/01	1,456	-	865	-	-	233	358	-	663	-	92	253	2,464	1,372	60	-	161	1,593	-301	570	1,606	4,413	796	209	587	-	6,606	
St Peter's Hospice	305	253	122	03/00	1,448	29	619	-	-	800	-	-	718	103	1,748	241	20	4,278	3,350	278	1,092	305	5,025	467	-280	4,316	4,172	1,301	578	723	-	9,211
Capability Scotland	306	145	140	03/00	1,444	56	338	-	-	1,050	-	-	16,098	-	2,529	217	78	20,366	18,447	478	1,406	215	20,546	-49	-229	8,809	1,219	3,150	1,568	1,582	482	11,128
Make a Wish Foundation UK*	307	369	383	03/00	1,425	-	-	-	49	586	790	-	-	-	18	17	1,460	1,052	481	9	121	1,663	-	-203	68	-	828	68	760	15	813	
Greenpeace Environmental Trust	308	367	357	12/00	1,422	32	939	-	-	451	-	-	-	16	-	60	1,498	1,366	15	-	46	1,427	-	71	-	-	1,097	25	1,072	-	1,072	
ORBIS Charitable Trust *	308	393	360	02/00	1,422	-	104	-	-	1,318	-	-	-	31	-	16	1,469	777	708	-	154	1,639	-	-170	50	-	845	645	200	-	250	
Royal School for the Blind (SeeAbility)	310	169	379	03/00	1,398	-	169	-	-	1,229	-	-	137	-	5,487	39	32	7,093	6,673	733	-	78	7,484	95	-296	10,034	314	1,828	2,102	-274	59	10,015
Crosslinks*	311	284	253	12/00	1,397	-	152	-	-	1,245	-	-	-	44	-	49	189	1,679	1,977	121	-	49	2,147	-62	-530	780	1,750	255	71	184	1,400	1,314
Tommy's Campaign	312	343	368	03/00	1,382	14	78	-	-	492	740	58	-	-	966	114	1	2,463	1,285	493	592	63	2,433	76	106	92	2,043	1,237	1,904	-667	272	1,196
International Spinal Research Trust*	313	308	196	03/00	1,381	-	-	-	-	845	434	102	-	-	7	264	-	1,652	2,198	297	-	50	2,545	-7	-900	12	4,539	932	1,445	-513	2,582	1,456
Zoological Society of London*	314	-	-	12/00	1,359	-	-	-	-	1,359	-	-	2,198	2,177	12,819	482	-	19,035	15,183	196	-	659	16,038	-126	2,871	12,714	3,557	9,137	2,219	6,918	521	22,668
Christian Solidarity Worldwide	315	-	-	12/99	1,345	87	-	-	332	926	-	-	26	-	-	3	2	1,376	938	235	-	201	1,374	-	2	33	-	130	83	47	-	80
National Institute for Social Work*	316	-	-	06/00	1,332	-	-	-	-	1,325	7	-	-	-	566	231	118	2,247	2,017	22	-	187	2,226	-	21	711	-	838	368	470	-	1,181
NABS	317	262	272	04/00	1,318	-	9	-	-	438	871	-	-	-	-	591	59	1,968	1,627	288	-	388	2,303	81	-254	1,326	2,037	857	228	629	-	3,992
Brain Research Trust	318	243	-	07/00	1,317	4	957	-	-	356	-	-	-	-	-	877	-	2,194	1,450	58	-	168	1,676	-452	66	5	21,238	537	336	201	-	21,444

CAF's top 500 fundraising charities 1999–2000 (£000)

	CAF ranking			Year end	Voluntary income							Grants income		Other income				Expenditure					Gains & losses	Net movement in funds	Assets						
	00	99	98		Total voluntary income	Covenants & Gift Aid	Legacies	Charity shops donated goods	Gifts in kind	Other donations & grants	Fundraising	Comm. fund/ Nat Lottery	Public bodies	Other bodies	Trading fees & contracts	Rent & investment	Other/general	Total income	Charitable	Fundraising/ publicity	Charity Shop/ trading	Management/ admin			Total expenditure	Tangible assets	Investments	Current assets	Current liabilities	Net current assets	Liabilities (due after 1 year)
Pilgrim Homes*	319	467	402	12/00	1,312	-	902	-	-	410	-	-	170	4,131	184	137	5,934	4,254	-	-	531	4,785	-	1,149	8,676	113	4,221	597	3,624	289	12,124
Thames Valley Hospice	320	354	243	05/00	1,301	27	409	-	-	865	-	-	421	13	167	-	1,902	1,402	100	-	175	1,677	547	772	1,423	2,178	3,450	72	3,378	11	6,968
Bethsan Sheltered Housing Association*	321	-	-	03/00	1,299	-	-	-	-	10	839	450	-	-	5	-	1,304	34	-	-	3	37	-	1,267	749	-	757	2	755	210	1,294
King Edward VII's Hospital	322	431	296	03/00	1,295	94	223	-	7	955	16	-	-	21,047	18	-	22,360	22,930	208	-	86	23,224	218	-646	16,436	-	3,603	5,920	-2,317	8,476	5,643
St Wilfrid's Hospice (South Coast)	323	267	330	03/00	1,292	-	545	-	-	747	-	-	287	39	516	-	2,134	1,599	98	-	62	1,759	-733	-358	2,192	5,244	590	138	452	-	7,888
Down's Syndrome Association	324	357	362	03/00	1,285	74	98	-	-	899	-	214	58	62	29	18	1,546	1,026	333	45	98	1,502	-10	34	127	190	671	175	496	5	808
Earthwatch*	325	315	495	09/00	1,271	-	-	-	-	1,271	-	-	147	-	14	15	1,587	1,326	70	-	192	1,588	2	1	74	52	638	265	373	-	499
Soil Association*	326	444	403	03/00	1,253	-	511	-	-	742	-	-	-	2,261	11	-	3,909	3,376	175	-	46	3,597	27	339	193	344	1,039	850	189	13	713
International Care and Relief*	327	251	155	06/00	1,249	-	6	-	62	1,181	-	-	202	19	28	-	1,498	1,078	215	14	219	1,526	-	-28	33	-	453	179	274	-	307
UFM Worldwide	327	394	381	10/99	1,249	-	140	-	-	1,109	-	-	-	4	37	-	1,290	817	76	-	232	1,125	11	176	178	873	221	34	187	-	1,238
National Grocers' Benevolent Fund	329	378	329	03/00	1,241	49	-	-	-	131	1,061	-	-	223	188	1	1,653	776	417	-	62	1,255	695	1,093	23	2,879	3,521	403	3,118	-	6,020
St David's Foundation*	330	338	398	03/00	1,238	9	387	-	-	772	29	41	273	148	31	79	1,947	1,096	129	331	177	1,733	-1	213	208	656	286	81	205	-	1,069
British & International Sailors' Society	331	279	380	12/99	1,235	-	678	-	-	300	257	-	-	1,698	322	-	3,557	2,402	574	46	208	3,230	38	365	2,736	2,849	523	215	308	7	5,886
Northern Ireland Chest, Heart & Stroke Association*	331	329	319	03/00	1,235	-	528	-	-	517	190	-	102	67	34	37	1,475	1,034	319	-	172	1,525	-	-50	-	-	-	-	0	-	0
Mount Edgcombe Hospice*	331	364	259	03/00	1,235	-	1,083	-	-	-	152	-	201	127	146	19	1,728	1,296	75	-	161	1,532	479	675	1,352	4,115	387	114	273	-	5,740
St Luke's Hospital for the Clergy*	334	310	370	12/00	1,223	-	389	-	-	834	-	-	-	143	7	27	1,400	1,109	35	-	264	1,408	10	2	2,496	163	70	98	-28	-	2,631
Ex-Services Mental Welfare Society 18	335	224	197	03/99	1,214	-	408	-	-	806	-	-	-	1,128	93	-	2,435	2,123	203	-	149	2,475	45	5	2,900	3,298	1,737	90	1,647	-	7,845
Royal Society for the Prevention of Accidents*	336	381	364	03/00	1,209	-	-	-	-	1,209	-	-	821	4,420	48	-	6,498	5,138	-	-	1,350	6,488	5	15	430	-	2,759	2,112	647	-	1,077
Earl Haig Fund (Scotland) 19	337	289	297	04/99	1,207	6	91	-	-	95	1,015	-	-	-	338	19	1,564	991	107	-	296	1,394	286	456	582	10,075	3,071	354	2,717	-	13,374
St Luke's Hospice - Plymouth	338	225	390	03/00	1,205	-	662	-	-	543	-	-	750	290	81	28	2,354	1,623	88	-	17	1,728	64	690	3,498	770	1,384	215	1,169	1	5,436
World University Service (UK)*	339	373	420	03/00	1,203	-	-	-	-	1,078	-	125	1,949	-	17	25	3,194	3,233	32	-	33	3,298	5	-99	364	159	850	365	485	-	1,008
Willen Hospice* 20	340	303	-	03/00	1,200	-	146	322	-	573	159	-	525	57	89	23	1,894	1,468	131	141	168	1,908	43	29	1,043	807	1,014	147	867	37	2,680
National Schizophrenia Fellowship	340	358	445	03/00	1,200	-	57	-	-	750	393	-	17,979	186	4,313	949	24,627	23,285	163	-	921	24,369	-	258	3,964	17	5,591	2,861	2,730	2,962	3,749
Juvenile Diabetes Research Foundation	342	-	-	06/00	1,187	-	311	-	-	-	854	22	-	-	6	-	1,193	839	199	-	155	1,193	-	0	17	-	129	126	3	-	20
St Joseph's Hospice Association	343	333	320	12/00	1,184	68	528	-	-	486	102	-	-	168	1	28	1,677	1,326	139	-	284	1,749	-	-72	1,549	-	112	45	67	-	1,616
Ulster Cancer Foundation*	344	336	390	07/00	1,181	-	176	-	-	409	538	58	-	214	38	3	1,436	835	588	207	130	1,760	-89	-413	153	710	246	378	-132	47	684
Landmark Trust 21	345	331	348	03/99	1,174	-	45	-	-	872	-	257	-	4,680	237	439	6,976	6,129	394	-	189	6,712	-	264	21,495	-	1,079	2,987	-1,908	2,815	16,772
Metropolitan Police Combined Benevolent Fund*	345	334	300	12/99	1,174	1,089	-	-	-	85	-	-	-	-	4	-	1,178	1,089	-	-	1	1,090	-	88	-	-	386	93	293	-	293
ROKPA Trust	347	414	498	12/00	1,172	122	-	-	1	1,049	-	-	-	728	34	-	1,942	904	79	-	18	1,001	-	941	5,141	-	1,079	426	653	220	5,574
Marlin House	348	371	-	04/00	1,170	-	574	26	-	570	-	-	172	15	307	-	1,664	1,365	84	-	11	1,460	162	366	1,425	7,466	325	58	267	-	9,158
Addaction*	349	424	397	03/00	1,167	-	-	-	-	1,167	-	-	2,061	675	267	-	4,170	3,741	214	-	132	4,087	-1	82	223	-	1,111	910	201	-	424
Teachers' Benevolent Fund	350	362	371	12/00	1,164	-	156	-	-	1,008	-	-	471	1,476	121	52	3,284	3,548	448	-	206	4,202	-299	-1,217	3,397	3,954	1,167	1,549	-382	-	6,969

CAF's top 500 fundraising charities 1999–2000 (£000)

	CAF ranking			Year end	Voluntary income							Grants income		Other income				Expenditure					Gains & losses	Net movement in funds	Assets						
	00	99	98		Total voluntary income	Covenants & Gift Aid	Legacies	Charity shops donated goods	Gifts in kind	Other donations & grants	Fundraising	Comm. fund/ Nat Lottery	Public bodies	Other bodies	Trading fees & contracts	Rent & investment	Other/general	Total income	Charitable	Fundraising/ publicity	Charity Shop/ trading	Management/ admin			Total expenditure	Tangible assets	Investments	Current assets	Current liabilities	Net current assets	Liabilities (due after 1 year)
Friends of the Elderly & Gentlefolk's Help*	351	316	268	09/00	1,149	-	873	-	-	276	-	-	-	5,124	704	-	6,977	6,744	293	-	125	7,162	783	598	12,596	13,748	2,637	924	1,713	-	28,057
Boys' Brigade*	352	335	361	03/00	1,142	-	99	-	-	1,043	-	227	-	827	56	-	2,252	1,457	-	368	158	1,983	-10	259	2,769	372	980	311	669	692	3,118
Navigators Great Britain	353	338	359	08/00	1,118	-	-	-	-	1,118	-	-	-	16	1	19	1,154	1,081	72	-	41	1,194	-	-40	21	150	380	3	377	-	548
Royal Naval Benevolent Trust	354	322	-	03/00	1,113	-	117	-	-	996	-	-	-	1,079	1,147	85	3,424	2,804	36	-	164	3,004	2,857	3,277	3,020	30,313	749	128	621	-	33,954
Home of Rest for Horses	355	340	450	12/99	1,104	-	1,063	-	-	41	-	-	-	-	732	-	1,836	1,942	41	-	106	2,089	2,324	2,071	500	20,607	687	59	628	-	21,735
SOS Children's Villages UK	356	359	393	12/99	1,103	-	113	-	13	977	-	-	-	2	40	-	1,145	785	129	-	28	942	1	204	46	-	1,082	60	1,022	5	1,063
Royal Agricultural Benevolent Institution	357	408	423	12/00	1,091	48	449	-	-	594	-	53	-	883	773	9	2,809	2,432	93	-	386	2,911	-839	-941	5,610	19,380	710	129	581	-	25,571
British Technion Society	358	323	317	12/99	1,080	-	-	-	-	1,080	-	-	-	-	41	-	1,121	972	-	-	50	1,022	-	99	4	313	367	9	358	-	675
Tools for Self Reliance*	358	425	-	08/00	1,080	-	-	-	658	422	-	-	-	-	45	6	1,131	959	31	-	23	1,013	-	118	111	200	361	8	353	-	664
British Home & Hospital for Incurables	360	379	422	12/00	1,072	-	913	-	-	159	-	-	-	3,475	490	-	5,037	3,986	84	-	406	4,476	-149	412	2,500	12,999	1,316	603	713	-	16,212
National Society for Epilepsy*	361	390	475	03/00	1,066	-	476	-	-	500	90	-	-	10,907	151	-	12,124	11,508	540	-	213	12,261	-7	-144	4,957	155	3,139	850	2,289	-	7,401
Strathcarron Hospice	362	375	374	03/00	1,059	-	-	-	-	629	430	-	953	65	149	23	2,249	2,190	-	-	180	2,370	-	-121	2,004	3,610	358	76	282	-	5,896
Oasis Charitable Trust	363	368	382	08/00	1,058	-	-	-	-	1,058	-	-	338	521	174	65	2,156	1,653	234	-	48	1,935	-	221	1,245	-	377	435	-58	440	747
Gala Foundation*	364	275	262	06/00	1,057	-	-	-	-	1,057	-	-	-	-	-	13	1,070	1,172	-	-	87	1,259	-	-189	3	-	850	396	454	-	457
Nordoff-Robbins Music Therapy Ltd*	365	348	341	12/99	1,050	-	-	-	-	1,050	-	-	-	360	150	-	1,560	860	560	-	80	1,500	190	250	3,600	3,000	1,610	440	1,170	-	7,770
British Limbless Ex-Servicemen's Association*	366	-	-	12/00	1,043	-	744	-	-	299	-	-	-	-	1,430	176	2,649	2,265	127	-	342	2,734	-574	-659	1,796	16,672	1,621	217	1,404	-	19,872
Pattaya Orphanage Trust*	367	353	298	04/00	1,036	95	61	-	-	880	-	67	9	-	9	-	1,121	700	138	-	293	1,131	-	-10	102	1	310	22	288	-	391
War on Want	368	408	-	03/00	1,032	-	-	-	-	799	146	101	-	-	69	-	1,202	796	181	-	81	1,058	3	147	406	-	817	175	642	419	629
Opportunity International UK*	369	-	-	12/00	1,031	-	-10	-	-	840	201	1,429	-	-	14	-	2,474	2,352	123	-	57	2,532	-	-58	12	-	242	65	253	-	189
Contact a Family	370	458	460	03/00	1,025	3	-	-	73	665	27	532	-	97	18	60	1,732	1,424	46	-	75	1,545	-	187	45	-	735	292	443	-	488
Queen Alexandra Hospital Home*	371	414	437	12/00	1,017	-	889	-	-	128	-	-	377	781	306	27	2,508	2,026	32	-	305	2,363	-580	-435	2,448	12,207	476	103	373	-	15,028
Church Urban Fund	372	402	343	12/00	1,008	281	179	-	105	443	-	-	268	-	1,251	-	2,527	3,893	194	-	229	4,316	-363	-2,152	-	23,979	264	4,490	4,226	3,295	16,458
Scottish National Institute for the War Blinded*	373	264	242	03/00	1,003	-	944	-	-	59	-	-	-	-	1,742	-	2,745	2,157	-	-	237	2,394	2,978	3,329	1,280	57,965	178	159	19	-	59,264
Co-operation Ireland	373	439	-	12/00	1,003	-	-	-	-	631	372	-	-	-	-	-	1,003	928	-	-	74	1,002	-	1	33	-	2,040	2,069	-29	-	4
British Kidney Patient Association	375	313	327	12/99	999	-	546	-	-	453	-	84	-	1,136	-	-	2,219	1,581	260	-	306	2,147	4,976	5,048	636	33,294	550	705	-155	-	33,775
Derian House Children's Hospice	376	386	386	12/99	998	-	269	-	-	729	-	-	24	51	109	-	1,182	667	106	-	90	863	192	511	826	2,893	185	-	185	-	3,904
Helen House A Hospice for Children 22	377	420	377	04/00	996	-	438	-	-	529	29	-	-	-	487	-	1,483	1,228	69	-	44	1,341	700	842	14,636	-	513	35	478	-	15,114
British Youth For Christ	378	372	387	08/00	991	-	10	-	-	981	-	-	-	-	-	265	1,256	1,203	33	-	8	1,244	-8	4	73	-	202	168	34	2	105
Greater Bristol Foundation*	379	349	485	04/00	988	-	-	-	-	988	-	-	-	-	195	28	1,211	549	76	-	18	643	121	689	63	5,439	616	161	455	-	5,957
Alzheimer Scotland – Action on Dementia*	380	236	413	03/00	987	-	247	-	-	740	-	-	4,421	37	109	184	5,738	4,945	266	-	51	5,262	11	487	959	317	3,441	566	2,875	186	3,965
Youth at Risk	380	400	-	06/00	987	-	-	-	-	987	-	457	-	-	-	-	1,444	1,289	21	-	119	1,429	-	15	61	-	71	110	-39	14	8
Family Holiday Association	380	-	-	08/00	987	-	-	-	-	897	-	90	-	-	21	-	1,035	629	116	-	92	837	5	203	25	67	597	280	317	-	409

CAF's top 500 fundraising charities 1999–2000 (£000)

	CAF ranking			Year end	Voluntary income							Grants income		Other income				Expenditure					Gains & losses	Net movement in funds	Assets							
	00	99	98		Total voluntary income	Covenants & Gift Aid	Legacies	Charity shops donated goods	Gifts in kind	Other donations & grants	Fundraising	Comm. fund/ Nat Lottery	Public bodies	Other bodies	Trading fees & contracts	Rent & investment	Other/general	Total income	Charitable	Fundraising/ publicity	Charity Shop/ trading	Management/ admin			Total expenditure	Tangible assets	Investments	Current assets	Current liabilities	Net current assets	Liabilities (due after 1 year)	Net assets
Hospice of St Francis (Berkhamstead) 23	383	419	-	03/00	983	-	430	-	-	263	290	-	-	-	144	440	1,567	1,013	60	44	128	1,245	44	366	395	463	2,388	39	2,349	-	3,207	
Wellbeing	384	341	322	09/99	979	-	-	-	-	761	218	-	-	-6	142	10	1,125	993	214	-	115	1,322	282	85	6	2,455	523	1,480	-957	493	1,011	
Claire House*	384	488	-	12/00	979	31	104	-	-	844	-	-	-	103	23	-	1,105	517	49	-	351	917	-	188	2,223	-	736	143	593	-	2,816	
Friends of Magen David Adom in Great Britain	386	453	-	12/99	975	-	193	-	116	666	-	-	-	-	33	46	1,054	1,048	75	-	86	1,209	-	-155	10	-	635	4	631	-	641	
St Luke's Hospice – Harrow & Brent	387	445	281	12/99	974	-	203	244	-	527	-	-	311	211	59	2	1,557	332	79	-	63	474	-	1,083	4,693	18	850	128	722	-	5,433	
Cruse – Bereavement Care*	388	344	340	03/00	973	-	-	-	-	793	180	-	1,217	282	40	34	2,546	2,350	69	-	217	2,636	-	-90	644	-	1,535	353	1,182	-	1,826	
Officers' Association	389	324	229	09/00	960	51	70	-	-	839	-	-	-	589	259	500	2,308	2,546	-	-	140	2,686	930	552	1,133	9,320	397	174	223	-	10,676	
Scottish Wildlife Trust	390	260	220	03/00	950	290	660	-	-	-	-	3,748	33	-	462	51	5,244	3,301	440	-	192	3,933	-145	1,166	1,719	2,879	2,240	683	1,557	67	6,088	
Abbeyfield Society*	391	413	461	09/99	949	-	949	-	-	-	-	-	-	1,426	404	122	2,901	2,116	19	-	225	2,360	67	608	1,360	1,489	7,195	1,473	5,722	-	8,571	
Chartered Accountants' Benevolent Association*	391	421	437	12/00	949	-	490	-	-	459	-	-	-	-	524	36	1,509	1,380	71	-	211	1,662	-799	-952	651	13,134	1,975	337	1,638	262	15,161	
Raystede Centre for Animal Welfare	393	299	347	03/00	933	-	763	17	-	153	-	-	-	68	570	15	1,586	696	54	31	228	1,009	-261	316	1,589	7,553	3,534	59	3,475	-	12,617	
Impact Foundation	393	407	427	03/00	933	30	4	-	-	755	-	144	30	-	62	-	1,025	624	43	-	28	695	-3	327	106	196	1,108	8	1,100	60	1,342	
Prospect Foundation*	395	366	356	03/00	931	-	268	-	-	137	526	-	409	10	57	116	1,523	1,425	265	-	279	1,969	24	-422	2,891	-	87	109	-22	-	2,869	
Association for Spina Bifida & Hydrocephalus (ASBAH)	396	291	332	03/00	930	-	282	209	-	385	-	54	16	112	896	59	2,013	1,590	233	189	200	2,212	9	190	145	735	1,544	1,015	529	20	1,429	
Dorothy Kerin Trust*	396	454	263	12/99	930	-	50	-	-	880	-	-	-	900	40	-	1,870	1,570	30	-	40	1,640	40	270	5,100	430	580	430	150	-	5,680	
Home-Start UK Group	398	-	-	03/00	929	-	-	-	-	929	-	-	496	-	199	17	1,652	1,400	215	-	108	1,723	-	-71	292	-	729	304	425	-	717	
North Lancashire & Lakeland Continuing Care Trust*	399	391	390	03/00	925	61	564	-	-	300	-	-	752	-	177	-	1,854	1,431	-	-	-	1,431	202	625	2,107	2,881	1,425	44	1,381	-	6,369	
Grace and Compassion Benedictines	400	376	439	09/00	922	-	-	-	-	922	-	-	-	1,924	66	216	3,128	2,585	54	-	45	2,684	-	444	4,713	568	2,661	309	2,352	711	6,922	
Weston Spirit*	400	412	448	03/00	922	-	-	-	-	821	-	101	174	-	16	-	1,112	695	237	-	112	1,044	-	68	34	200	380	181	199	-	433	
Family Welfare Association*	402	377	-	03/00	920	-	-	-	-	577	-	343	-	3,527	90	1,605	78	6,220	5,534	166	69	62	5,831	133	522	435	8,474	1,632	692	940	135	9,714
National Heart Research Fund	403	427	454	12/00	919	-	637	-	-	72	210	-	-	-	122	-	1,041	767	-	-	110	877	27	191	4	2,727	589	930	-341	394	1,996	
North Devon Hospice Care Trust	404	389	354	03/00	917	-	161	150	-	164	376	66	-	-	137	53	-	1,107	512	177	277	98	1,064	-30	13	766	519	587	63	524	-	1,809
Church of England Pensions Board	405	215	179	12/00	916	-	646	-	-	270	-	-	-	3,113	10,121	1,538	17,449	13,252	37	-	1,459	14,748	-2,432	269	166,137	29,182	13,351	933	12,418	128,831	78,906	
Foundation for the Study of Infant Deaths	406	347	337	06/00	908	74	-	-	-	489	345	-	20	33	34	70	1,065	877	273	-	126	1,276	-	-211	16	-	1,283	125	1,158	-	1,174	
National Institute of Conductive Education	407	-	-	07/00	905	-	-	-	-	561	-	344	85	-	518	9	1,535	863	124	-	98	1,085	-	450	1,738	-	670	182	488	129	2,097	
Ellenor Foundation	408	436	410	12/00	896	266	81	-	-	337	137	75	685	-	117	43	1,747	1,662	166	-	89	1,917	-9	-179	838	-	915	137	778	-	1,616	
International Donkey Protection Trust*	409	-	-	09/00	892	9	633	5	-	245	-	-	-	-	27	18	937	547	18	-	12	577	-	360	54	218	652	21	631	-	903	
Defeating Deafness 24	410	446	479	07/00	891	-	391	-	-	500	-	-	-	-	4	45	940	749	129	-	8	886	-	54	17	142	796	306	490	-	649	
Brian Wyers Memorial Fund*	411	261	235	03/00	890	-	467	-	-	423	-	-	-	-	1,339	385	2,670	2,064	145	-	339	2,548	-128	-6	2,617	3,782	2,799	536	2,263	-	8,662	
Historic Churches Preservation Trust 25	412	406	428	12/99	882	-	-	-	-	882	-	-	-	-	418	14	1,314	1,540	40	-	150	1,730	1,417	1,001	282	7,030	1,852	993	859	-	8,171	
Solicitors' Benevolent Association*	413	387	369	12/00	878	-	192	-	-	669	17	-	-	-	403	82	1,278	932	-	-	51	983	-259	36	1,722	11,639	681	21	660	46	13,975	
National Society of Non-Smokers (Quit)*	414	474	491	03/00	871	-	-	-	-	871	-	-	-	-	55	-	2,443	1,673	76	-	121	1,870	-	573	11	-	1,681	244	1,437	-	1,448	

CAF's top 500 fundraising charities 1999–2000 (£000)

	CAF ranking			Year end	Voluntary income							Grants income		Other income				Expenditure					Gains & losses	Net movement in funds	Assets							
	00	99	98		Total voluntary income	Covenants & Gift Aid	Legacies	Charity shops donated goods	Gifts in kind	Other donations & grants	Fundraising	Comm. fund/ Nat Lottery	Public bodies	Other bodies	Trading fees & contracts	Rent & investment	Other/general	Total income	Charitable	Fundraising/ publicity	Charity Shop/ trading	Management/ admin			Total expenditure	Tangible assets	Investments	Current assets	Current liabilities	Net current assets	Liabilities (due after 1 year)	Net assets
National Association for Colitis & Crohn's Disease*	415	458	482	12/00	869	-	175	-	-	694	-	-	81	171	9	83	1	1,214	903	39	-	107	1,049	-9	156	46	1,102	924	500	424	-	1,572
Association of Commonwealth Universities	416	405	99	07/00	868	36	-	-	-	832	-	-	-	-	5,343	271	-	6,482	6,168	106	46	378	6,698	464	248	22	8,361	745	481	264	53	8,594
Children in Crisis*	417	410	287	04/00	867	-	-	-	80	352	387	48	-	200	388	5	-	1,460	784	254	306	33	1,377	-	83	72	-	226	76	150	10	212
National Eczema Society*	418	403	440	12/99	861	-	-	-	-	861	-	-	-	60	397	-	14	1,332	1,023	163	253	10	1,449	31	-86	56	144	449	177	272	-	472
Global Care	419	-	-	03/00	851	-	5	64	67	715	-	-	49	-	-	17	-	917	556	83	-	64	703	-	214	330	410	76	6	70	-	810
Demelza House Child Hospice	420	278	-	09/00	848	-	46	-	-	802	-	-	-	178	218	1	-	1,245	1,109	49	157	134	1,449	-	-204	2,979	2	152	336	-184	-	2,797
Action on Addiction*	421	388	349	03/00	845	-	-	-	-	393	452	-	-	-	-	45	27	917	531	414	-	14	959	-	-42	13	-	928	471	457	-	470
National Star Centre for Disabled Youth*	421	-	-	08/00	845	-	32	-	-	325	188	300	-	183	3,863	40	-	4,931	4,200	-	-	-	4,200	104	835	5,923	1,150	407	485	-78	40	6,955
Carers National Association*	423	273	277	03/00	841	-	24	-	-	817	-	-	847	-	538	35	-	2,261	2,221	150	-	167	2,538	-10	-287	501	261	1,020	546	474	23	1,213
Trinitarian Bible Society	424	450	473	12/00	833	-	313	-	-	520	-	-	-	-	1,582	136	88	2,639	588	116	1,296	331	2,331	71	379	872	2,170	2,479	236	2,243	-	5,285
Mid-Africa Ministry (CMS)	425	429	285	01/00	826	160	131	-	-	535	-	-	-	-	-	31	-	857	729	119	-	62	910	-3	-56	218	231	487	70	417	-	866
Mildmay Mission Hospital*	426	397	372	03/00	825	-	67	-	-	758	-	-	-	-	4,451	63	30	5,369	4,868	199	-	780	5,847	27	-451	5,164	892	910	436	474	-	6,530
London Connection	427	404	399	03/00	824	-	-	-	-	737	-	87	893	9	-	4	30	1,760	1,533	96	-	166	1,795	-	-35	28	-	229	84	145	20	153
National Newpin*	428	448	-	03/00	814	-	-	-	-	814	-	-	928	-	-	10	89	1,841	2,051	-	-	82	2,133	-	-292	773	-	203	197	6	167	612
DePaul Trust	429	370	468	03/00	813	-	-	-	-	813	-	-	553	425	-	369	30	2,190	1,931	203	-	31	2,165	-	25	467	1	900	257	643	34	1,077
Christian Witness to Israel	430	423	468	03/00	805	-	103	-	-	702	-	-	-	-	-	24	25	854	664	51	-	75	790	-11	53	1,537	354	319	74	245	-	2,136
National Library for the Blind	431	391	431	03/00	804	-	120	-	392	292	-	-	143	15	33	491	-	1,486	2,346	355	-	170	2,871	151	-1,234	1,246	8,266	816	729	87	-	9,599
Rainbows Children's Hospice* 26	432	-	-	08/00	796	24	138	-	-	634	-	-	17	221	-	10	-	1,044	952	130	-	24	1,106	-1	-63	968	1	356	40	316	-	1,285
Shaftesbury Homes and Aethusa*	433	-	-	03/00	794	-	425	-	-	369	-	-	-	-	3,955	59	-	4,808	4,448	116	-	293	4,857	31	-18	4,401	850	345	518	-173	-	5,078
Quarrier's*	434	242	116	03/00	787	-	477	-	-	310	-	-	3,267	-	11,423	248	172	15,897	15,104	217	263	537	16,121	162	-62	2,652	2,774	2,227	2,132	95	1,788	3,733
Coram's Fields	434	-	-	03/00	787	-	-	-	-	766	21	-	280	29	-	135	58	1,289	751	4	-	5	760	-	529	1,106	-	342	172	170	-	1,276
Catholic Children's Society	436	430	388	03/00	782	-	319	-	-	154	309	-	299	148	3,017	91	492	4,829	3,927	121	-	54	4,102	21	748	998	2,152	752	158	594	-	3,744
Gardeners' Royal Benevolent Society	437	436	298	12/00	778	-	562	-	-	216	-	-	-	-	10	1,533	80	2,401	2,259	273	-	42	2,574	-870	-1,043	4,070	12,070	538	144	394	-	16,534
National Spiritual Assembly of the Baha'is of the UK*	438	462	425	01/00	775	318	17	-	-	440	-	-	-	-	89	12	58	934	498	58	-	487	1,043	-	-109	4,823	-	938	695	243	136	4,930
Entertainment Artistes' Benevolent Fund*	439	470	465	12/99	771	-	150	-	-	-	621	-	-	556	-	-	1	1,328	728	53	-	509	1,290	-	38	1,099	-	144	101	43	-	1,142
MacIntyre Care	440	-	-	03/00	766	-	-	-	-	766	-	-	-	-	22,044	48	39	22,897	21,316	29	222	403	21,970	-	927	5,734	-	5,047	5,099	-52	820	4,862
Enham Trust*	441	396	404	03/00	763	-	-	-	-	763	-	-	901	-	4,929	159	-	6,752	5,975	131	-	110	6,216	73	609	6,823	934	2,349	952	1,397	1,972	7,182
Catholic Housing Aid Society Development Fund	442	477	462	09/99	761	-	214	-	-	547	-	-	-	-	-	43	7	811	549	83	-	37	669	24	166	19	866	108	346	-238	-	647
Springhill Hospice	443	475	447	03/00	759	9	77	-	-	673	-	-	-	484	-	47	-	1,290	1,095	58	-	41	1,194	-	96	1,303	-	1,070	240	830	-	2,133
St Peter's Trust for Kidney, Bladder & Prostrate Research	443	-	-	07/00	759	13	38	-	-	601	67	40	-	-	-	43	-	802	315	44	-	23	382	-	420	-	2	1,424	173	1,251	85	1,168
St Andrew's Hospice	445	468	-	03/00	757	50	198	97	-	276	136	-	233	-	22	46	22	1,080	647	-	-	182	829	-4	247	898	5	1,049	78	971	-	1,874
Counsel & Care for the Elderly	446	433	470	12/00	755	-	240	-	-	515	-	-	-	-	43	12	15	825	563	107	-	102	772	-	53	71	-	418	65	353	14	410

CAF's top 500 fundraising charities 1999–2000 (£000)

	CAF ranking			Year end	Voluntary income							Grants income		Other income				Expenditure					Gains & losses	Net movement in funds	Assets						
	00	99	98		Total voluntary income	Covenants & Gift Aid	Legacies	Charity shops donated goods	Gifts in kind	Other donations & grants	Fundraising	Comm. fund/ Nat Lottery	Public bodies	Other bodies	Trading fees & contracts	Rent & investment	Other/general	Total income	Charitable	Fundraising/ publicity	Charity Shop/ trading	Management/ admin			Total expenditure	Tangible assets	Investments	Current assets	Current liabilities	Net current assets	Liabilities (due after 1 year)
Weston Park Hospital Cancer Appeal	447	-	-	03/00	752	-	10	-	-	479	263	-	-	24	32	-	808	997	89	-	65	1,151	-	-343	5	-	467	55	412	-	417
Shakespeare Birthplace Trust*	448	-	-	12/99	750	-	-	-	750	-	-	-	-	2,570	460	-	3,780	2,930	-	-	440	3,370	70	480	6,280	1,000	2,020	370	1,650	-	8,930
Society for Promoting Christian Knowledge	449	-	-	04/00	745	-	30	-	-	715	-	-	-	8,434	606	318	10,103	9,750	140	-	294	10,184	1,717	1,636	4,167	7,800	3,723	2,015	1,708	-	13,675
Befrienders International	450	-	-	03/00	736	-	-	-	-	736	-	-	-	-	-	-	736	410	108	-	73	591	-	145	6	-	412	27	385	-	391
Age Concern Scotland*	451	-	-	03/00	733	-	397	-	-	336	-	1,258	298	370	25	-	2,684	2,404	77	130	231	2,842	-	-158	91	2	649	438	211	-	304
SOS Sahel International	452	469	489	03/00	726	-	-	-	-	539	-	2,075	-	-	24	-	2,825	2,711	16	-	76	2,803	-	22	87	-	1,132	81	1,051	-	1,138
Karuna Trust	453	452	444	12/99	725	598	-	-	-	127	-	17	-	-	3	-	745	503	84	-	125	712	-	33	306	-	301	316	-15	-	291
Ireland Fund of Great Britain	454	-	-	12/00	720	-	-	-	-	282	438	-	-	-	7	1	728	441	196	-	118	755	-	-27	-	-	300	143	157	-	157
Wishbone Trust	455	-	-	12/00	712	-	118	-	-	402	192	-	-	2	80	-	794	989	254	-	104	1,347	-16	-569	19	484	1,000	768	232	168	567
Spinal Injuries Association*	456	442	415	04/00	706	-	95	-	20	156	345	90	50	200	26	4	986	701	172	51	96	1,020	-2	-36	4	303	435	256	179	-	486
Wessex Cancer Trust	456	465	453	04/00	706	-	163	-	-	543	-	-	-	3	33	3	745	505	194	-	76	775	-1	-31	304	-	693	146	547	-	851
London Lighthouse 27	458	281	316	03/00	698	45	138	-	-	290	225	1,034	161	-	53	16	1,962	1,882	268	-	129	2,279	-	-317	2,015	-	1,289	349	940	-	2,955
St Michael's Hospice*	458	352	268	03/00	698	74	415	-	-	209	-	230	125	279	79	72	1,483	1,034	78	153	155	1,420	-130	-67	2,093	1,804	379	142	237	-	4,134
Oxford Group*	460	384	-	12/00	697	28	458	-	-	211	-	-	-	840	238	18	1,793	976	-	-	244	1,220	-156	417	5,422	6,335	1,552	98	1,454	-	13,211
Action Partners Ministries	461	449	473	12/00	696	-	85	-	-	611	-	-	-	-	5	68	769	660	85	-	62	807	5	-33	14	138	193	28	165	-	317
Mary Rose Trust*	462	-	-	12/00	693	-	-	-	-	693	-	-	-	831	1	3	1,528	1,032	117	-	184	1,333	-	195	575	-	185	405	-220	-	355
Father Hudson's Society*	463	-	-	03/00	687	-	318	-	-	369	-	-	2,166	4	381	-	3,238	2,772	157	-	299	3,228	-87	-77	1,467	3,848	1,864	142	1,722	-	7,037
Highland Hospice*	464	356	323	03/00	685	36	217	-	-	185	244	3	384	345	80	18	1,512	1,093	275	-	170	1,538	-	-26	1,845	991	1,110	452	658	-	3,494
Friends of the Bristol Horses Society	465	485	-	12/00	684	-	614	-	-	60	10	-	22	32	113	10	861	628	120	-	111	859	-206	-204	1,368	3,899	42	78	-36	-	5,231
Royal Veterinary College Animal Care Trust*	466	-	-	07/00	680	-	250	-	-	430	-	-	-	-	111	37	828	94	97	-	48	239	-18	571	2,380	-	545	65	480	125	2,735
Cardinal Hume Centre	467	492	-	12/00	679	-	6	-	-	673	-	-	85	-	266	-	1,030	694	74	-	33	801	-5	224	1,096	174	789	51	738	339	1,669
Confectioners' Benevolent Fund	468	478	459	08/00	677	-	-	-	-	317	360	-	-	131	37	-	845	622	65	-	135	822	246	269	4	1,889	461	75	386	-	2,279
Toynbee Hall	468	-	-	03/00	677	-	-	-	-	677	-	-	245	-	592	72	1,586	1,209	49	-	71	1,329	1	258	2,765	8	696	475	221	-	2,994
Life Education Centres	470	-	-	03/00	670	-	-	-	-	670	-	-	-	289	3	21	983	906	115	-	80	1,101	-	-118	404	-	238	197	41	-	445
Cinema and Television Benevolent Fund*	471	-	-	03/00	664	-	12	-	-	196	456	-	-	-	1,168	224	2,056	1,575	154	-	376	2,105	823	774	1,693	29,240	753	178	575	-	31,508
Pestalozzi Children's Village Trust	472	495	430	08/00	663	-	277	-	-	386	-	-	-	-	-	50	713	621	54	-	92	767	-	-54	619	-	91	153	-62	-	557
Henshaw's Society for the Blind*	473	193	288	03/00	662	-	-	-	-	662	-	-	634	6,219	262	-	7,777	7,032	281	-	48	7,361	63	479	3,727	3,441	3,049	948	2,101	605	8,664
National Playing Fields Association	474	271	483	12/99	660	-	26	-	-	634	-	437	-	236	169	-	1,502	1,489	103	-	136	1,728	184	-42	312	2,779	1,552	294	1,258	5	4,344
Bristol Cancer Help Centre	474	480	434	05/00	660	-	141	-	-	519	-	-	-	386	1	34	1,081	582	183	-	199	964	250	367	775	5	290	124	166	193	753
Listening Books	474	483	481	03/00	660	-	-	-	-	660	-	-	-	-	4	5	669	417	84	-	59	560	2	111	8	213	96	24	72	15	278
Children & Youth Aliyah Committee*	477	427	475	03/00	659	-	219	-	-	332	108	-	-	-	108	-	767	387	32	-	109	528	-13	226	-	1,288	207	10	197	-	1,485
Leicester Charity Organisation Society*	478	460	462	03/00	658	4	-	-	-	641	13	-	196	-	15	88	957	517	-	-	441	958	-39	-40	214	258	193	166	27	-	499

CAF's top 500 fundraising charities 1999–2000 (£000)

	CAF ranking			Year end	Voluntary income							Grants income		Other income				Expenditure					Gains & losses	Net movement in funds	Assets						
	00	99	98		Total voluntary income	Covenants & Gift Aid	Legacies	Charity shops donated goods	Gifts in kind	Other donations & grants	Fundraising	Comm. fund/ Nat Lottery	Public bodies	Other bodies	Trading fees & contracts	Rent & investment	Other/general	Total income	Charitable	Fundraising/ publicity	Charity Shop/ trading	Management/ admin			Total expenditure	Tangible assets	Investments	Current assets	Current liabilities	Net current assets	Liabilities (due after 1 year)
Thisle Foundation* 28	479	484	-	03/00	654	-	331	-	-	323	-	-	11	-	1,977	304	2,946	2,379	111	-	275	2,765	152	333	2,745	12,680	416	89	327	-	15,752
English-Speaking Union 29	480	411	352	04/00	649	-	-	-	-	342	307	-	-	-	683	5	1,388	888	214	-	767	1,869	80	-401	3,209	11,360	685	430	255	537	14,287
Toc H*	481	454	488	03/00	644	-	46	-	-	598	-	-	86	101	206	187	1,224	1,181	81	-	147	1,409	313	128	815	2,817	935	75	860	-	4,492
Disabled Living Foundation	482	473	465	03/00	641	-	218	-	-	391	-	32	-	155	28	3	1,132	814	260	-	142	1,216	-13	-97	741	184	201	242	-41	93	791
MERLIN*	483	312	467	12/99	637	-	-	-	-	586	51	-	6,714	-	10	20	7,381	6,657	310	-	355	7,322	-	59	44	-	2,490	1,717	773	22	795
Heart of Kent Hospice*	484	485	432	03/00	634	-	210	-	-	424	-	-	-	451	17	39	1,330	1,165	72	-	121	1,358	-	-28	2,318	-	236	266	-30	-	2,288
Katherine House Hospice Trust*	485	433	414	03/00	633	-	279	-	-	338	16	-	295	-	173	4	1,279	870	70	-	157	1,097	-30	152	1,167	618	1,175	151	1,024	-	2,809
SANE	486	457	436	03/00	630	-	-	-	-	586	44	-	-	525	342	5	1,502	1,058	100	-	59	1,217	-2	283	322	24	6,329	134	6,195	-	6,541
European Christian Mission (Britain)*	487	-	-	12/00	627	-	115	-	-	512	-	-	-	-	12	-	639	595	13	-	81	689	-	-50	203	-	179	8	171	-	374
Music for Youth	488	463	-	01/00	624	-	-	-	-	624	-	-	-	-	13	-	637	270	-	-	390	660	-	-23	24	-	319	118	201	-	225
Clatterbridge Cancer Research Trust	489	418	350	04/00	616	-	-	-	-	616	-	-	-	-	260	211	1,087	1,141	81	-	108	1,330	16	-227	631	8,311	927	257	670	-	9,612
Child Resettlement Fund	490	440	435	12/99	612	-	72	-	-	540	-	-	-	-	47	-	659	587	99	-	116	802	-	-143	27	59	909	20	889	-	975
Christian Outreach (CORD)	490	-	-	12/00	612	-	76	-	-	536	-	-	1,356	579	6	20	2,592	2,399	71	-	27	2,497	-2	93	282	88	870	100	770	138	1,002
Guideposts Trust Ltd*	492	-	-	03/00	609	21	-	-	-	588	-	-	60	671	74	3	1,417	775	43	-	61	879	-1	537	1,851	9	1,311	244	1,067	-	2,927
British Wireless for the Blind Fund*	493	363	358	10/00	604	-	344	-	-	260	-	-	-	-	65	-	669	364	69	-	116	549	4,517	4,637	75	4,476	131	44	87	-	4,638
Royal Association in Aid of Deaf People*	494	498	445	03/00	601	-	408	-	-	172	-	21	72	271	97	17	1,438	1,288	39	-	50	1,377	-9	52	646	280	553	225	328	34	1,220
Ulster SPCA*	495	471	442	03/00	596	-	408	-	-	127	47	14	204	-	-	10	812	643	64	-	239	946	-	-134	862	-	223	290	-67	153	642
People's Trust for Endangered Species*	496	-	-	12/99	595	-	129	-	-	414	52	-	20	-	50	4	679	393	99	-	117	609	166	236	699	1,252	201	59	142	-	2,093
Children's Liver Disease Foundation	497	-	-	03/00	591	11	-	-	1	513	50	16	-	-	37	-	642	379	85	-	120	584	-35	23	41	453	284	187	98	-	591
Royal Medical Benevolent Fund	498	-	-	12/00	590	93	145	-	-	206	146	-	-	-	672	-	1,287	1,116	25	-	128	1,269	-688	-670	200	18,367	566	84	482	-	19,049
Council for World Mission*	498	422	312	12/99	590	-	188	-	-	402	-	-	-	-	5,530	367	6,487	8,434	-	-	859	9,293	21,450	18,644	3,714	144,756	16,590	4,143	12,447	-	160,917
Kent Association for the Blind	500	-	-	03/00	589	10	214	50	-	204	111	-	-	891	39	-	1,519	1,142	112	45	74	1,373	7	153	1,524	571	334	132	202	-	2,297

* Indicates figures not confirmed by charity.

- Formerly known as NCH Action for Children.
- Formerly known as British Diabetic Association.
- Gains & losses includes a gift for £115.1 million from the Order of St John. The Priory and its main subsidiary, St John Ambulance, began operations on 25 October 1999, when they were given the operations of the Order of St John.
- The figures cover a 15-month accounting period.
- Formerly known as Sargent Cancer Fund for Children.
- The figures cover a 15-month accounting period.
- Formerly known as Princess Louise Scottish Hospital (Erskine).
- Management/administration expenditure includes exceptional expenditure relating to restructuring costs.
- Formerly known as London Yearly Meeting, Religious Society of Friends.
- Other donations include an income of £39,092 from pilgrimages.
- The figures cover a 15-month accounting period ending 31 March 2001.
- Formerly known as The Mission to Seamen.
- Formerly known as Motability Trust.
- Fundraising/publicity expenditure reflects the fact that most fundraising revenue comes from organised events, which have attendant costs.
- Formerly known as National Bible Society of Scotland.
- The figures cover a 14-month accounting period.
- The working name of the Jewish Blind & Physically Handicapped Society.
- The figures cover a 15-month accounting period.

- The figures cover a 6-month accounting period.
- Formerly known as the Hospice of Our Lady and St John.
- The figures cover a 15-month accounting period.
- Formerly known as Helen House (Society of All Saints).
- The figures cover a 15-month accounting period.
- Working name for the Hearing Research Trust.
- The figures cover a 15-month accounting period.
- The Covenants & Gift Aid figure of £24,000 is from the trading subsidiary.
- London Lighthouse has now merged with the Terrence Higgins Trust.
- The figures cover an 18-month accounting period.
- Management/administration expenditure includes exceptional expenditure relating to necessary building repairs.

Index of fundraising charities

- Abbeyfield Society 391
Acorns Children's Hospice Trust 203
Action Cancer 247
Action for Blind People 85
Action on Addiction 421
Action Partners Ministries 461
Action Research 174
ActionAid 22
Addaction 349
Africa Inland Mission International 264
Age Concern England 44
Age Concern Scotland 451
Aid to the Church in Need (UK) 192
Alzheimer Scotland – Action on Dementia 380
Alzheimer's Society 67
Amnesty International UK Section Charitable Trust 92
Animal Health Trust 124
Anthony Nolan Bone Marrow Trust 154
Army Benevolent Fund 172
Arthritis Care 77
Arthritis Research Campaign 36
Association for International Cancer Research 55
Association for Spina Bifida & Hydrocephalus (ASBAH) 396
Association of Commonwealth Universities 416
Ayrshire Hospice 213
Baptist Missionary Society 110
Baptist Union of GB 151
Barnardo's 11
BBC Children in Need Appeal 33
Befrienders International 450
BEN–Motor and Allied Trades Benevolent Fund 108
Bethsan Sheltered Housing Association 321
Bible Lands Society 200
BLISS 170
Blue Cross 46
Book Aid International 128
Born Free Foundation 234
Boys' Brigade 352
Brain Research Trust 318
Break 300
Breakthrough Breast Cancer 134
Breast Cancer Care 209
Brian Wyers Memorial Fund 411
Bristol Cancer Help Centre 474
Britain Yearly Meeting, Religious Society of Friends (Quakers) 135
British & Foreign Bible Society 79
British & International Sailors' Society 331
British Council of the Shaare Zedek Medical Centre 150
British Deaf Association 294
British Epilepsy Association 262
British Heart Foundation 5
British Home & Hospital for Incurables 360
British Horse Society 139
British Kidney Patient Association 375
British Leprosy Relief Association (LEPRA) 185
British Limbless Ex-Servicemen's Association 366
British Lung Foundation 258
British ORT 253
British Red Cross Society 13
British Refugee Council 284
British Technion Society 358
British Tennis Foundation 100
British Trust for Conservation Volunteers 176
British Wireless for the Blind Fund 493
British Wizo 207
British Youth For Christ 378
Brooke Hospital for Animals 272
CAFOD 31
Camphill Village Trust 131
Cancer & Leukaemia in Childhood Trust (CLIC) 106
Cancer BACUP 285
Cancer Research Campaign 6
Capability Scotland 306
Cardinal Hume Centre 467
Care International UK 80
Carers National Association 423
Catholic Children's Society 436
Catholic Housing Aid Society Development Fund 442
Catholic Institute for International Relations 239
Cats Protection League 45
CBF World Jewish Relief 116
Centrepont Soho 212
Chartered Accountants' Benevolent Association 391
Child Resettlement Fund 490
Childline Charitable Trust 105
Children & Youth Aliyah Committee 477
Children First 186
Children in Crisis 417
Children Nationwide Medical Research Fund 277

Children's Aid Direct 99
 Children's Hospice Association Scotland
 (CHAS) 196
 Children's Hospice South West Region 280
 Children's Liver Disease Foundation 497
 Children's Society 30
 Children's Trust Tadworth 211
 Christian Action Research & Education Trust
 (CARE) 240
 Christian Aid 19
 Christian Children's Fund of GB 109
 Christian Outreach (CORD) 490
 Christian Solidarity Worldwide 315
 Christian Vision 60
 Christian Witness to Israel 430
 Christ's Hospital 223
 Church Army 187
 Church Mission Society 82
 Church of England Pensions Board 405
 Church Pastoral Aid Society 289
 Church Urban Fund 372
 Cinema and Television Benevolent Fund
 471
 Civil Service Benevolent Fund 90
 Claire House 384
 Clatterbridge Cancer Research Trust 489
 Comic Relief 157
 Confectioners' Benevolent Fund 468
 Congregation of the Daughters of the Cross
 183
 Contact a Family 370
 Co-operation Ireland 373
 Coram's Fields 434
 Cottage Homes 208
 Council for the Protection of Rural England
 265
 Council for World Mission 498
 Counsel & Care for the Elderly 446
 Crime Concern Trust 210
 Crimestoppers Trust 256
 Crisis 107
 Crosslinks 311
 Crusaid 297
 Cruse – Bereavement Care 388
 Cystic Fibrosis Research Trust 117
 DeafBlind UK 233
 DEBRA 244
 Defeating Deafness 410
 Demelza House Child Hospice 420
 DePaul Trust 429
 Derian House Children's Hospice 376
 Diabetes UK 49
 Disabled Living Foundation 482
 Dogs Home Battersea 73
 Donkey Sanctuary 57
 Dorothy House Foundation 270
 Dorothy Kerin Trust 396
 Dove House Hospice 189
 Down's Syndrome Association 324
 Duke of Edinburgh's Award 120
 Dulwich Picture Gallery 127
 Earl Haig Fund (Scotland) 337
 Earthwatch 325
 East Anglia's Children's Hospices 235
 East Cheshire Hospice 250
 East Kent Hospice Project 147
 Echoes of Service 169
 Edinburgh Festival Society 267
 Electrical & Electronics Industries Benevolent
 Association 218
 Elizabeth Finn Trust 94
 Ellenor Foundation 408
 English National Opera 39
 English-Speaking Union 480
 Enham Trust 441
 Entertainment Artistes' Benevolent Fund
 439
 Erskine Hospital 96
 European Children's Trust 133
 European Christian Mission (Britain) 487
 Ex-Services Mental Welfare Society 335
 Fairbridge 184
 Family Holiday Association 380
 Family Welfare Association 402
 Far East Broadcasting Association (FEBA
 Radio UK) 166
 Father Hudson's Society 463
 Fight for Sight 282
 Fire Services National Benevolent Fund 162
 Foundation for Children with Leukaemia 115
 Foundation for the Study of Infant Deaths
 406
 Freemasons Grand Charity 54
 Friends of Magen David Adom in Great
 Britain 386
 Friends of the Bristol Horses Society 465
 Friends of the Earth Trust 275
 Friends of the Elderly & Gentlefolk's Help
 351
 Friends of the Hebrew University of
 Jerusalem 143
 Friends of the Royal Academy 152
 Gaia Foundation 364
 Gardeners' Royal Benevolent Society 437
 Gideons International in the British Isles 195
 Global Care 419
 Glyndebourne Productions Limited 178
 Grace and Compassion Benedictines 400
 Great Ormond Street Hospital Children's
 Charity 51
 Greater Bristol Foundation 379
 Greater London Fund for the Blind 293
 Greenpeace Environmental Trust 308
 Guide Dogs for the Blind Association 24
 Guideposts Trust Ltd 492

Gurkha Welfare Trust 188
 HCPT The Pilgrimage Trust 164
 Hearing Dogs for Deaf People 248
 Heart of Kent Hospice 484
 Helen House A Hospice for Children 377
 Help the Aged 16
 Help the Hospices 197
 Henshaw's Society for the Blind 473
 Highland Hospice 464
 Historic Churches Preservation Trust 412
 Home Farm Trust 156
 Home of Rest for Horses 355
 Home-Start UK Group 398
 Hope House 286
 Hospice in the Weald 278
 Hospice of St Francis (Berkhamstead) 383
 Hospital of St John & St Elizabeth 297
 Impact Foundation 393
 Imperial Cancer Research Fund 1
 Injured Jockeys' Fund 255
 Institute for Public Policy Research 276
 Institute of Cancer Research 98
 Intermediate Technology Development Group 146
 International Care and Relief 327
 International Donkey Protection Trust 409
 International League for the Protection of Horses 172
 International Spinal Research Trust 313
 Interserve 237
 Ireland Fund of Great Britain 454
 Irish Sisters of Charity 83
 Jerusalem Foundation 266
 Jewish Blind & Disabled 302
 Jewish Care 41
 JNF Charitable Trust 104
 John Grooms Association for Disabled People 122
 Jubilee Sailing Trust 201
 Juvenile Diabetes Research Foundation 342
 Karuna Trust 453
 Katherine House Hospice Trust 485
 Kent Association for the Blind 500
 King Edward VII's Hospital 322
 King Edward VII's Hospital for Officers 231
 King George's Fund for Sailors 290
 Landmark Trust 345
 Latin Link 274
 Leicester Charity Organisation Society 478
 Leonard Cheshire Foundation 48
 Leprosy Mission (International) 70
 Leukaemia Research Fund 65
 Life Education Centres 470
 Listening Books 474
 Little Way Association 148
 London City Mission 132
 London Connection 427
 London Lighthouse 458
 Lord's Taverners 111
 LOROS 182
 MacIntyre Care 440
 MacMillan Cancer Relief 10
 Make a Wish Foundation UK 307
 Marie Curie Cancer Care 15
 Marie Stopes International 87
 Martin House 348
 Mary Rose Trust 462
 Médecins Sans Frontières (UK) 112
 Medical Foundation for the Care of Victims of Torture 129
 Mencap 68
 Meningitis Research Foundation 191
 Mental Health Foundation 159
 MERLIN 483
 Methodist Church Fund 71
 Methodist Homes for the Aged 113
 Metropolitan Police Combined Benevolent Fund 345
 Mid-Africa Ministry (CMS) 425
 Mildmay Mission Hospital 426
 Mission Aviation Fellowship (Europe) 202
 Mission to Seafarers 216
 Motability 232
 Motor Neurone Disease Association 137
 Mount Edgumbe Hospice 331
 Multiple Sclerosis Society 40
 Muscular Dystrophy Group of GB 126
 Music for Youth 488
 Musicians Benevolent Fund 198
 Myton Hamlet Hospice Trust 199
 NABS 317
 National Art Collections Fund 72
 National Association for Colitis & Crohn's Disease 415
 National Association for Mental Health 76
 National Asthma Campaign 66
 National Autistic Society 179
 National Canine Defence League 37
 National Childbirth Trust 252
 National Council of YMCA 63
 National Deaf Children's Society 149
 National Eczema Society 418
 National Galleries of Scotland 58
 National Grocers' Benevolent Fund 329
 National Heart Research Fund 403
 National Institute for Social Work 316
 National Institute of Conductive Education 407
 National Kidney Research Fund 141
 National Library for the Blind 431
 National Meningitis Trust 181
 National Museums of Scotland 220

National Newpin 428
 National Osteoporosis Society 194
 National Playing Fields Association 474
 National Schizophrenia Fellowship 340
 National Society for Epilepsy 361
 National Society of Non-Smokers (Quit) 414
 National Spiritual Assembly of the Baha'is of the UK 438
 National Star Centre for Disabled Youth 421
 National Trust 2
 National Trust for Scotland 52
 Navigators Great Britain 353
 NCH 35
 NCVO 249
 Nightingale House 130
 Nordoff-Robbins Music Therapy Ltd 365
 North Devon Hospice Care Trust 404
 North Lancashire & Lakeland Continuing Care Trust 399
 North London Hospice Group 242
 Northern Ireland Chest, Heart & Stroke Association 331
 Northern Ireland Hospice 88
 Norwood Ravenswood Foundation 78
 NSPCC 9
 Oasis Charitable Trust 363
 Officers' Association 389
 OMF International (UK) 140
 Opportunity International UK 369
 ORBIS Charitable Trust 308
 Outward Bound Trust 245
 Oxfam 4
 Oxford Centre for Hebrew and Jewish Studies 230
 Oxford Group 460
 Parkinson's Disease Society of the UK 69
 Pattaya Orphanage Trust 367
 People 206
 People's Dispensary for Sick Animals 17
 People's Trust for Endangered Species 496
 Pestalozzi Children's Village Trust 472
 Phyllis Tuckwell Memorial Hospice 268
 Pilgrim Homes 319
 Plan International (UK) 38
 Pontifical Mission Societies 175
 Population Concern 260
 Prince & Princess of Wales Hospice 291
 Prince's Trust 59
 Princess Alice Hospice Trust 229
 Princess Royal Trust for Carers 259
 Priory of England and the Islands 50
 Project HOPE United Kingdom 158
 Prospect Foundation 395
 Quarrier's 434
 Queen Alexandra Hospital Home 371
 Queen Elizabeth's Foundation for Disabled People 206
 Rainbow Family Trust Ltd 221
 Rainbows Children's Hospice 432
 Raleigh International 205
 Ramblers' Association 213
 Rathbone Community Industry 34
 Raystede Centre for Animal Welfare 393
 Redwings Horse Sanctuary 97
 Research Into Ageing 294
 ROKPA Trust 347
 Ronald McDonald Children's Charities 246
 Rowcroft House Foundation 165
 Roy Castle Lung Cancer Foundation 254
 Royal Agricultural Benevolent Institution 357
 Royal Air Force Benevolent Fund 61
 Royal Air Forces Association 102
 Royal Association in Aid of Deaf People 494
 Royal Blind Asylum & School Edinburgh 288
 Royal British Legion 26
 Royal Hospital for Neuro-Disability 155
 Royal London Society for the Blind 193
 Royal Masonic Benevolent Institution 89
 Royal Medical Benevolent Fund 498
 Royal National Institute for Deaf People 64
 Royal National Institute for the Blind 21
 Royal National Lifeboat Institution 7
 Royal National Mission to Deep Sea Fishermen 251
 Royal Naval Benevolent Trust 354
 Royal Opera House Covent Garden 3
 Royal School for the Blind (SeeAbility) 310
 Royal Society for Nature Conservation 62
 Royal Society for the Prevention of Accidents 336
 Royal Star & Garter Home 93
 Royal Veterinary College Animal Care Trust 466
 RSPB 20
 RSPCA 12
 RUKBA 168
 S I M International – UK Section 177
 Sail Training Association 153
 Salvation Army 8
 Samaritans 118
 SANE 486
 Sargent Cancer Care for Children 86
 Save the Children Fund 14
 SCOPE 18
 Scottish Bible Society 292
 Scottish Catholic International Aid Fund 180
 Scottish National Institute for the War Blinded 373

Scottish Opera 256
 Scottish Wildlife Trust 390
 Scripture Gift Mission 217
 Scripture Union 163
 Sense 121
 Shaftesbury Homes and Arethusa 433
 Shaftesbury Society 225
 Shakespeare Birthplace Trust 448
 Shelter 28
 Sightsavers 47
 Society for Promoting Christian Knowledge 449
 Society for the Protection of Animals Abroad 272
 Soil Association 326
 Solicitors' Benevolent Association 413
 SOS Children's Villages UK 356
 SOS Sahel International 452
 South American Missionary Society 303
 SPARKS 281
 Spinal Injuries Association 456
 Springhill Hospice 443
 SSAFA Forces Help 25
 SSPCA 161
 St Andrew's Hospice 445
 St Ann's Hospice 125
 St Barnabas Hospice Trust 279
 St Catherine's Hospice (Crawley) 228
 St Catherine's Hospice (Lancashire) 296
 St Christopher's Hospice 103
 St Columba's Hospice 224
 St David's Foundation 330
 St Dunstan's 74
 St Elizabeth Hospice (Suffolk) 304
 St Francis Hospice (Romford) 167
 St Gemma's Hospice 243
 St Giles Hospice Whittington 263
 St Helena Hospice 283
 St John's Hospice in Wirral 299
 St Joseph's Hospice Association 343
 St Leonard's Hospice 301
 St Luke's Hospice – Sheffield 227
 St Luke's Hospice – Harrow & Brent 387
 St Luke's Hospice – Plymouth 338
 St Luke's Hospital for the Clergy 334
 St Mary's Hospice 241
 St Michael's Hospice 458
 St Oswald's Hospice 204
 St Peter's Hospice 305
 St Peter's Trust for Kidney, Bladder & Prostate Research 443
 St Wilfrid's Hospice (Eastbourne) Ltd 190
 St Wilfrid's Hospice (South Coast) 323
 Strathcarron Hospice 362
 Stroke Association 75
 Sue Ryder Foundation 56
 Sustrans Limited 43
 Teachers' Benevolent Fund 350
 Tear Fund 23
 Teesside Hospice Care Foundation 287
 Tenovus 138
 Terrence Higgins Trust 226
 Thames Valley Hospice 320
 The Passage 215
 Thistle Foundation 479
 Tidy Britain Group 91
 Toc H 481
 Tommy's Campaign 312
 Tools for Self Reliance 358
 Toynbee Hall 468
 Treloar Trust 171
 Trinitarian Bible Society 424
 UFM Worldwide 327
 Ulster Cancer Foundation 344
 Ulster SPCA 495
 UNICEF 32
 United Jewish Israel Appeal (UJIA) 42
 United Society for the Propagation of the Gospel 142
 Universities & Colleges Christian Fellowship 221
 Variety Club Children's Charity 81
 Voluntary Service Aberdeen 269
 Voluntary Service Overseas 101
 War on Want 368
 Wateraid 84
 Weizmann Institute Foundation 236
 Wellbeing 384
 Welsh National Opera 261
 Wessex Cancer Trust 456
 Weston Park Hospital Cancer Appeal 447
 Weston Spirit 400
 Whizz-Kidz 145
 Wildfowl & Wetlands Trust 114
 Willen Hospice 340
 Winged Fellowship Trust 219
 Wishbone Trust 455
 Wood Green Animal Shelters 119
 Wooden Spoon Society 238
 Woodland Trust 53
 World Cancer Research Fund 95
 World Society for the Protection of Animals 123
 World University Service (UK) 339
 World Vision UK 29
 WWF UK 27
 Wycliffe Bible Translators 136
 YHA (England and Wales) 160
 Yorkshire Cancer Research 144
 Young Enterprise 271
 Youth at Risk 380
 Zoological Society of London 314