



Environmental Grantmakers Association's

# Tracking the Field, Volume 3: Exploring Environmental Grantmaking



FOUNDATION  
CENTER

Knowledge to build on.



ENVIRONMENTAL  
GRANTMAKERS  
ASSOCIATION

---

# TABLE OF CONTENTS

---

Introduction.....	1
Executive Summary.....	2
Key Findings.....	2
Methodology.....	4
Findings.....	5
Environmental Giving.....	5
Total Giving Key Findings .....	5
Environmental Giving by Large Foundations.....	7
Top Grant Recipients .....	9
Issue Area.....	11
Issue Key Findings.....	11
Secondary Issue Areas .....	17
Geographic Distribution .....	19
Grantmaking Strategies .....	22
Environmental Re-granting .....	25
Conclusion.....	27
APPENDIX A: Taxonomy .....	28
APPENDIX B: EGA Members By Issue Area.....	31
APPENDIX C: EGA Members' Grants Primary Issue Area Distribution by Geographic Region.....	44
APPENDIX D: Top Recipients of EGA Members' Environmental Grants.....	54
Endnotes .....	56
Acknowledgements.....	Cover 3



ENVIRONMENTAL  
GRANTMAKERS  
ASSOCIATION

475 Riverside Drive  
Suite 960  
New York, NY 10115  
T +1.212.812.4305  
[www.ega.org](http://www.ega.org)

# INTRODUCTION

The third volume of *Tracking the Field* continues the advancement of data collected, analyzed, and presented to build a better understanding of the environmental philanthropic field. This data is fundamental to understanding environmental philanthropy overall. This volume captures U.S. foundations' initial response to the current economic crisis that began in 2008, and includes new innovations and a more comprehensive analysis of issues, strategies and global grantmaking by Environmental Grantmakers Association (EGA) members. *Tracking the Field* is part of a growing body of research of environmental funding trends across the globe, which includes Europe,<sup>1</sup> Australia,<sup>2</sup> and Canada.<sup>3</sup> This report focuses both on overall U.S. environmental funding, as well as a deeper exploration of the EGA membership's grantmaking. Together with the interactive database available to members through EGA's website, *Tracking the Field* represents an evolving and innovative tool to enhance EGA members' ability to increase knowledge, coordination, and collaboration for enhancing the field.

Building on the findings of the first two reports (in 2007 and 2009), this document analyzes nearly 9,000 grants made in 2009 by the vast majority of EGA's 200-plus members, with an added level of detail and rigor. The first report coded more than 5,000 grants by issue, provided a directory of members by issue, and listed members by asset level. The second report reviewed nearly 10,000 grants, listed the largest members by environmental giving, further honed the area taxonomy, added geographic distribution of environmental grants, listed top grant recipients, provided information outside the EGA community through a partnership with the Foundation Center, and offered a deeper analysis in select key areas. As was the case in the 2009 report, *Volume 3* includes data from the Foundation Center, codes grants by issue and geography, lists the largest foundations by giving and top grant recipients, and provides deep analysis of select key areas. In addition, it provides trends in funding, adds a second level to the issue of area segmentation for a more nuanced classification, adds strategy to the coding taxonomy for additional information, reviews grants between EGA members (re-granting), and provides even more detailed information on the grantees.

The findings of this document and the full report are broken into five main areas: (1) total environmental

giving from all U.S.-based environmental grantmakers and, more specifically, EGA members; (2) giving, broken down by issue, from all U.S.-based environmental grantmakers and EGA members; (3) geographic distribution of all environmental grants and distribution for EGA members' grants; (4) strategies funded by EGA members, and re-granting within EGA (grants between EGA members). *Tracking the Field, Volume 3*, provides for the first time a deeper analysis of global giving by EGA members, as well as cross-sector analyses and trends gleaned from three years of grant data. The appendices provide a list of funders by issue, a breakdown of EGA members' grants by primary issue area, and distribution of grants by geographic region.

The organization of this report is a departure from past volumes. Rather than separating global grantmaking from domestic grantmaking in distinct sections, we incorporate the findings for both sectors in each area. This reflects an intentional goal to further integrate global perspectives into the fabric of EGA, whether it is in the form of events, research, or outreach. We hope that whether your grantmaking is place based, issue based, or a combination of the two, you will utilize this report in conjunction with the searchable tool on our website to gain insight into the approaches of your peers at all levels and perspectives—issue, geographic, and strategic.

The advances in *Tracking the Field* do not stop with the report. In the fall of 2011, EGA revamped its website to incorporate a new, rich search tool that allows access to the data in this report. Previously, *Tracking the Field* was only available as a printed report, but now EGA members are able to search the coded grants by primary and/or secondary issue, geography, strategy, grantor and/or grantee, or any combination thereof. In addition to access to grants, the website allows EGA members to review all grants made by a member, members' contact information, and all grants received by a grantee.

The continued evolution of the report and website are designed to further EGA's mission to work with members and partners to promote effective environmental philanthropy through knowledge sharing, debate, leadership cultivation, and collaboration, with the ultimate goal of catalyzing action. These actions will coalesce in pursuit of the ultimate goal of EGA and its members: a world with healthy, equitable, and sustainable ecosystems, communities, and economies.

## EXECUTIVE SUMMARY

This report is the third edition of the Environmental Grantmakers Association's (EGA) *Tracking the Field*. It examines EGA members' environmental grants for the 2009 fiscal year, as well as the Foundation Center's data for larger U.S. foundations' environmental giving in 2009. The report includes the following key findings:

### Key Findings

#### TOTAL GIVING

- Total philanthropic giving to environmental issues remained consistent at \$2.7 billion between 2007 and 2009.
- Environmental giving by EGA members to non-profits decreased 18%, from \$1.03 billion in 2007 to \$871.2 million in 2009.<sup>4</sup>
- The five non-profits that received the most environmental grant dollars from all sources, which includes re-granting, are as follows: Conservation International, Nature Conservancy, ClimateWorks Foundation, Alliance for Climate Protection, and Energy Foundation.<sup>5</sup>
- The five non-profits that received the most environmental grant dollars from EGA members, excluding re-granting, are: Monterey Bay Aquarium Research Institute, Nature Conservancy, Environmental Defense Fund, Resources Legacy Fund, and Conservation International.

#### ISSUE AREA

- Climate & Atmosphere and Energy each received a bigger piece of the total environmental philanthropic giving, growing from 9.6% to 20.8% from all funders.<sup>6</sup> This growth was more pronounced among EGA members, whose giving in these categories increased from 13.7% to 31.9%.
- Biodiversity & Species Preservation made up 35% of all environmental philanthropic giving, compared to 8% of EGA members' giving.<sup>7</sup> When EGA members' grants are further broken down into the secondary issue area, Biodiversity & Species Preservation was the leading area, making up 14% of all grants.
- EGA members provided proportionally more funding to Sustainable Communities and Sustainable Agriculture & Food Systems (6.4%, or \$55.61 million) than to total environmental philanthropy (1.7%, or \$26.17 million).
- Five out of 17 issue areas accounted for 66% (\$576.08 million) of total giving by EGA members. These five, in order, are: Climate & Atmosphere (\$157.57 million), Energy (\$120.84 million), Terrestrial Ecosystems & Land Use (\$113.31 million), Coastal & Marine Ecosystems (\$111.78 million), and Biodiversity & Species Preservation (\$72.56 million).

- Internationally, those five issue areas accounted for 71.1% (\$214.16 million) of grantmaking by EGA members. They are, in descending order: Climate & Atmosphere (\$63.09 million), Terrestrial Ecosystems & Land Use (\$49.04 million), Biodiversity & Species Preservation (\$38.44 million), Energy (\$33.61 million), and Coastal & Marine Ecosystems (\$29.96 million).

## GEOGRAPHIC DISTRIBUTION

- Of the 196 EGA members captured in EGA's *Tracking the Field* database for 2009, 136 granted globally for a total of \$300.9 million, or 29% of total grant dollars in the database.
- Most of the global grants supported by EGA members were granted to U.S.-based organizations. The top five grantees were all U.S. based.
- Only 16 EGA member foundations contributed 86.5% of members' total global giving individually, equaling \$260.5 million.
- While Pacific Coast and East Coast regions both saw a significant drop in 2009 funding, they continued to receive the most domestic grants of any specific region.

## GRANTMAKING STRATEGIES

- Advocacy / Organizing / Movement Building was the number one strategy used by EGA members in their grantmaking initiatives (37%, or \$326.59 million).
- Communications / Media and Litigation were the lowest ranked strategies in EGA members' grantmaking, with only 3% for Communications / Media (\$22.32 million) and 1% of grants going to Litigation (\$6.3 million).
- Globally, funding sources had the same top strategies as overall funding, but with a slightly different prioritization: Advocacy / Organizing / Movement Building led with \$126.0 million, followed by Stewardship / Acquisition / Preservation at \$68.67 million. Capacity Building / General Operating totaled \$34.24 million, and Public Policy (\$33.85 million) ranked next in order.

## RE-GRANTING

- Re-granting is defined in this report as a grant from one EGA member to another EGA member. EGA members re-granted \$172 million in 2009.
- 80% (\$136.93 million) of all re-grants focused primarily on Climate & Atmosphere and Energy issues, and 82% used the strategies of Advocacy / Organizing / Movement Building.
- 63% (\$104 million) of re-grants were for global work, with 30% going to Asia.
- Only 36% of re-grants were domestic, with the majority (86%) of these domestic grants directed to the federal level.

## METHODOLOGY

To create the 2009 *Tracking the Field* report, the Environmental Grantmakers Association created a database and categorized the environmental grants of 196 EGA member foundations for 2009. This included recording 8,847 grants and categorizing them respectively with the following information: issuing the foundation's name; the city and state in which the foundation is headquartered; the amount given (in U.S. dollars); the recipient's name, city, and state; the year the grant was made; and the primary and secondary environmental issue area, strategy, and geographic region the grant affected. When available, the grant's description, grantee's mission statement, and grantee's website were also recorded. In coding the data, the researchers used a form that included a list of environmental issues, strategies, and geographic regions, based on a taxonomy that EGA created with similar organizations from across the globe.

The data-collection team used member websites' grant lists or IRS Form 990 to identify EGA members' fiscal year 2009 grants. For those foundations for which researchers were unable to find grant data, each was asked directly to provide a list of its 2009 grants. EGA was unable to obtain a 2009 grant list from seven of the 209 member foundations. These seven members were not included in the report.

When categorizing grants, the data researchers looked at the grant description and grantee's website for mission statements and program descriptions. In most cases, the researcher was able to determine the information necessary to categorize the grants based on the mission statement and the grantee's program areas as described on the website. If the grant description did not provide the information necessary to define the issue area and the information on the grantee's website was too broad to allow the researcher to identify a specific environmental issue area, the grant was categorized as General Environment / Multi-issue Work. Recognizing that environmental grantmaking is highly interrelated (that is, any one grant could conceivably cover several issue areas), the research and data coordinator instructed researchers to use their discretion to select

the environmental issue area that best corresponded to the subject of the grant. EGA worked to fully capture all of our member's grants. The data collectors recorded all grants regardless of size, except those given to individuals or described as association fees. The database, therefore, may also include grants committed, but not distributed, in 2009.

Many steps were taken to collect the most accurate data possible. One person, the knowledge and program manager, trained each of the data researchers and merged the data to ensure that each collector was using the same methodology. After the data were collected, two additional team members reviewed each grant. Once the grant list was finalized, it was loaded into a customized relational database. This database was used to filter and group the data for analysis by EGA staff and to obtain relevant data for this report. Next, EGA staff loaded the data into a customized CiviCRM database that matched inconsistencies in grantees names to provide accurate totals. This searchable database was made available to the EGA membership for two months before the data was aggregated for this report, giving members the opportunity to review their own grants and re-categorize them to reflect the intentions of the program officer.

To put the EGA memberships' giving into perspective, EGA partnered with the Foundation Center to gather data on environmental giving by larger U.S. foundations. All numbers included in this report, which represent environmental giving by U.S. foundations, were provided by the Foundation Center. The Foundation Center data focuses on patterns of giving based on all grants of \$10,000 or more awarded by a sample of 1,384 large grantmaking private (independent, corporate, and grantmaking operating) foundations in 2009. The foundations in the database made 154,644 grants totaling 22.14 billion, representing roughly half of the grant dollars awarded to organizations by all U.S. private and community foundations in 2009. Environmental giving by foundations in the sample also accounted for well over half of estimated environmental giving by the nation's foundations overall.

# FINDINGS

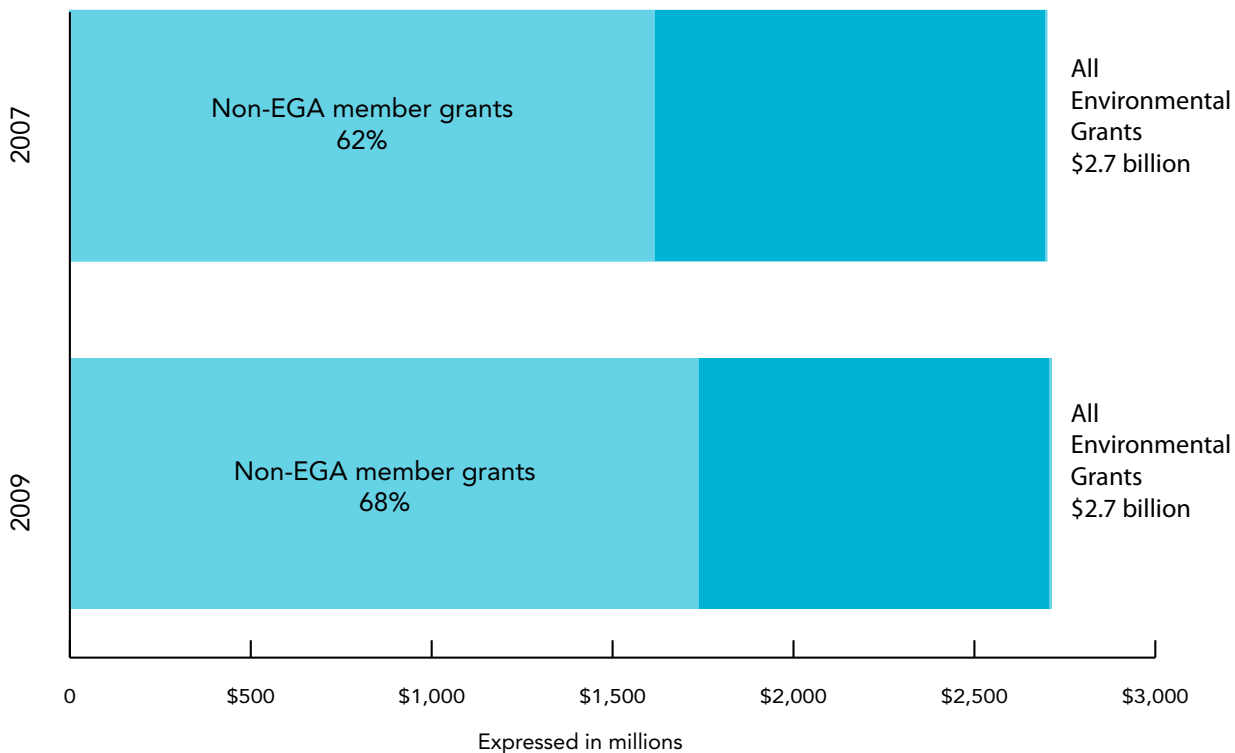
## Total Giving

In 2009, the more than 76,000 U.S.-based grantmaking foundations gave \$42.8 billion in grants to all philanthropic issues, representing a decrease of 2.1% from 2008.<sup>8</sup> Overall, foundation giving decreased approximately \$1 billion from \$46.8 billion.<sup>9</sup> U.S. environmental grantmaking increased by less than 1% between 2007 and 2009, remaining consistent at \$2.7 billion total<sup>10</sup> (see Figure 1). This shows a significant prioritization of environmental issues, even in the face of a 17.2% overall loss (\$117.3 billion) in foundations' assets in 2008.<sup>11</sup> Between 2007 and 2009, grantmaking by EGA members, however, was more representative of the overall drop in funding, showing a 17.8%, or \$155 million, decrease in grants.

Giving for the environment and animals by the nation's more than 76,000 grantmaking private and community foundations totaled an estimated \$2.93 billion in

2009.<sup>12</sup> This figure represents just over 7% of overall foundation giving. Using a modified grants classification scheme—based on EGA's definition of "environmental"—resulted in a slightly lower estimate of \$2.71 billion in giving for the environment in 2009.<sup>13</sup> This modified definition of "environmental" negates grants to organizations such as the American Society for the Prevention of Cruelty to Animals (ASPCA), which does not fall under EGA's purview. However, this definition shows a 0.7% (\$20 million) increase in overall environmental funding between 2007 and 2009. Environmental giving by EGA members to non-profits decreased 17.8% from \$1.03 billion in 2007 to \$871.2 million in 2009 (See Figure 1). This decrease from 2007 was most likely an outcome of the economic crisis and a small decrease in the number of foundations analyzed (down from 202 to 196). The average grant

FIGURE 1. Total Environmental Grantmaking



Source: Foundation Center

## Total Giving, Continued

by EGA members decreased by \$4,272, while the number of grants awarded decreased 13%. These findings most likely reflect reductions in giving resulting from the impact of the economic crisis on foundation assets.

*Tracking the Field, Volume 3*, examines re-granting by EGA members for the first time. In 2009, EGA members granted \$172 million to other members. Including re-granting, EGA members gave \$1.04 billion in environmental grants in 2009, constituting 38% of all environmental giving by U.S. foundations.

A significant portion of the EGA community engages in global and cross-border grantmaking. Of the 196 EGA members tracked in our *Tracking the Field* database, 136 are engaged in global grantmaking at some level. A total of \$300.94 million, or 29% of all grants,

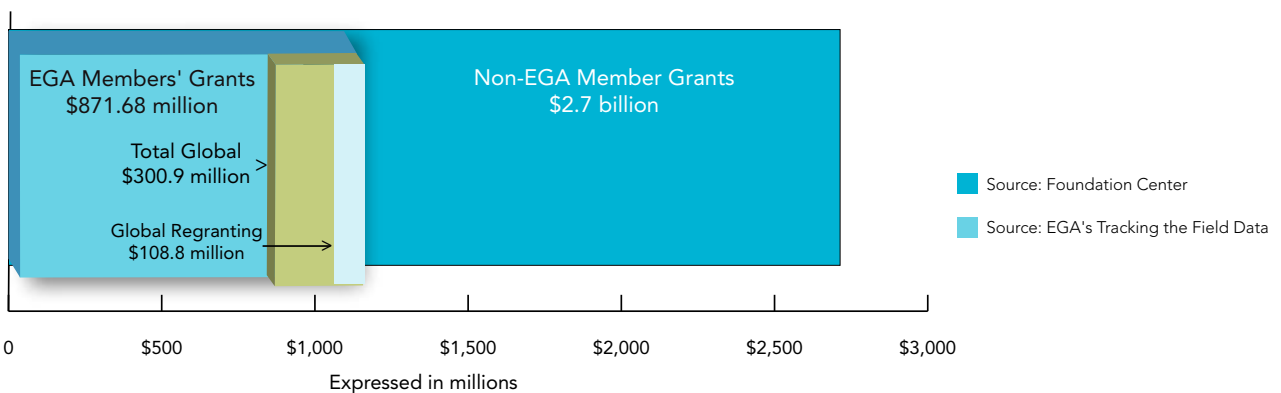
issued in 2009 (excluding re-grants) went outside the U.S. border.

The diversity of EGA’s membership base is reflected in the wide range of dollar amounts distributed by its members. The median grant by EGA members was \$25,000 and the largest was over \$35.3 million. While grants for over \$1 million only represent 1% of the number of grants given, grants of this size represent 34% of the total dollar amount donated by EGA members in 2009 (see Table 1). Large grants given by a foundation could either indicate a strategic decision to maximize impact by giving large grants to fewer organizations, or this trend could represent the shrinking capacity<sup>14</sup> of foundations to administer a large number of grants.<sup>15</sup>

**TABLE 1. EGA Members’ Environmental Funding by Grant Size**

Environmental Grant Levels	Amount (\$)	Proportion of Giving	No. of Grants	Proportion of Grants
\$1 - \$10,000	\$12,729,054	1%	2,824	32%
\$10,001 - \$50,000	\$98,333,010	11%	3,238	37%
\$50,001 - \$10,0000	\$102,312,485	12%	1,274	14%
\$100,001 - \$500,000	\$284,525,331	33%	1,301	15%
\$500,001 - \$1 million	\$78,831,120	9%	107	1%
\$1 million and up	\$294,951,051	34%	101	1%
<b>TOTAL</b>	<b>\$871,682,051</b>		<b>8,845</b>	

**Figure 2. 2009 Overall Giving and EGA Members’ International Giving**





## Largest Foundations

In 2009, EGA's 50 largest foundations gave \$780 million in grants for environmental issues, accounting for 90% of all environmental giving by EGA members. EGA's ten largest foundations, seven of which are located in California, gave 55% of EGA members' total contributions. This high proportion shows the great influence that a small number of foundations have on the amount given in individual categories. While most of the ten largest foundations focus on a range of environmental issues, three of them focus exclusively of climate related issues. The number of grants given by these ten foundations ranged from 601 individual grants, which were given by the Energy Foundation and totaled \$83.6 million, to 59 grants, which were awarded by Walton Family Foundation and totaled \$52 million. The \$742,352 difference in average grant size by these two foundations exemplifies that the size of grant is not based exclusively on a foundation's total giving. It also illustrates that some of the largest foundations give many comparably smaller grants.

While there is a large percentage of the EGA

community that engages in global grantmaking, there is a vast difference in the amounts granted. The top 16 EGA member foundations that gave internationally contributed 86.5% (\$260.5 million) of EGA members' total global grants. There are 120 members, or 88.24% of all global and cross border grantors, that provide less than 1% each, making up 13.4% of the total global and cross-border giving from EGA members.

The Foundation Center discovered that of foundations that gave to environmental causes, the 50 largest U.S. foundations granted \$1.15 billion in 2009<sup>16</sup> (see Table 2). This amount comprises 43% of all U.S. environmental grantmaking. The number of grants given by these foundations ranged greatly: from only two grants by the Eugene B. Casey Foundation (totaling \$35 million) to 176 grants by the Seattle Foundation (totaling \$10 million).<sup>17</sup> The largest decline in environmental funding from an individual foundation was that of the Bill & Melinda Gates Foundation; that foundation's environmental funding dropped from \$254 million in 2007 to \$33 million in 2009.<sup>18</sup>

**TABLE 2. Top 50 U.S. Foundations Awarding Environmental Grants Based on EGA Subject Categories, circa 2009**

	Foundation Name	State	Foundation Type <sup>1</sup>	Total Dollars Awarded	No. of Grants
1.	The David and Lucile Packard Foundation	CA	IN	\$150,256,615	352
2.	Gordon and Betty Moore Foundation	CA	IN	144,484,818	178
3.	The Kresge Foundation	MI	IN	58,761,147	76
4.	The William and Flora Hewlett Foundation	CA	IN	55,431,477	126
5.	Sea Change Foundation	CA	IN	53,815,802	66
6.	Walton Family Foundation, Inc.	AR	IN	41,559,685	32
7.	Eugene B. Casey Foundation	MD	IN	35,010,000	2
8.	Bill & Melinda Gates Foundation	WA	IN	33,364,443	19
9.	The Marisla Foundation	CA	IN	31,463,000	225
10.	Ford Foundation	NY	IN	31,180,882	159
11.	The Rockefeller Foundation	NY	IN	31,044,700	85
12.	Hansjoerg Wyss Foundation	PA	IN	25,090,000	5
13.	Tosa Foundation	CA	IN	24,905,000	5
14.	Silicon Valley Community Foundation	CA	CM	23,529,969	167
15.	The Kendeda Fund	DE	IN	22,400,400	78
16.	The Robert W. Wilson Charitable Trust	NY	IN	21,119,346	6
17.	Robert W. Woodruff Foundation, Inc.	GA	IN	20,895,000	7
18.	Robertson Foundation	NY	IN	19,181,181	11

TABLE 2. continued

	Foundation Name	State	Foundation Type <sup>1</sup>	Total Dollars Awarded	No. of Grants
19.	The John D. and Catherine T. MacArthur Foundation	IL	IN	17,690,437	56
20.	The Lenfest Foundation, Inc.	PA	IN	17,025,000	3
21.	Howard G. Buffett Foundation	IL	IN	16,626,284	19
22.	Richard King Mellon Foundation	PA	IN	16,298,350	48
23.	Blue Moon Fund, Inc.	VA	IN	14,080,500	89
24.	Doris Duke Charitable Foundation	NY	IN	13,357,116	35
25.	Richard and Rhoda Goldman Fund	CA	IN	12,822,000	145
26.	The Benificus Foundation	CA	IN	12,524,861	3
27.	The Heinz Endowments	PA	IN	12,100,436	62
28.	Rockefeller Brothers Fund, Inc.	NY	IN	12,047,380	108
29.	The Wyss Foundation	DC	IN	11,653,720	52
30.	The Skoll Foundation	CA	IN	11,587,139	5
31.	Mary Flagler Cary Charitable Trust	NY	IN	11,000,000	11
32.	Charles Stewart Mott Foundation	MI	IN	10,879,000	75
33.	The Andrew W. Mellon Foundation	NY	IN	10,724,200	59
34.	The Wilburforce Foundation	WA	IN	10,128,077	158
35.	The Seattle Foundation	WA	CM	10,093,015	176
36.	The McKnight Foundation	MN	IN	9,339,736	67
37.	The Keith Campbell Foundation for the Environment, Inc.	CA	IN	9,100,000	155
38.	The Joyce Foundation	IL	IN	8,983,200	40
39.	Surdna Foundation, Inc.	NY	IN	7,666,000	74
40.	The Oak Foundation U.S.A.	ME	IN	7,575,028	49
41.	Open Society Institute	NY	OP	7,531,407	22
42.	The William Penn Foundation	PA	IN	7,424,900	39
43.	The Blandin Foundation	MN	IN	7,366,000	9
44.	Colcom Foundation	PA	IN	7,275,100	42
45.	Turner Foundation, Inc.	GA	IN	7,071,720	116
46.	Barr Foundation	MA	IN	6,536,656	35
47.	Arcus Foundation	MI	IN	6,447,886	23
48.	The PG&E Corporation Foundation	CA	CS	6,271,000	102
49.	The New York Community Trust	NY	CM	6,166,650	110
50.	The San Francisco Foundation	CA	CM	6,017,455	156
	<b>TOTAL</b>			<b>\$1,154,903,718</b>	<b>3,742</b>

Source: The Foundation Center, 2011. Based on grants of \$10,000 or more awarded by a national sample of 1,384 larger U.S. foundations. For community foundations, only discretionary grants are included. Grants to individuals are not included in the file. Giving for the "environment" is based on EGA subject categories.

<sup>1</sup>IN = Independent; CS = Corporate; CM = Community.

Copyright © 2011, The Foundation Center. All rights reserved. Permission to use, copy, and/or distribute this document in whole or in part for internal, noncommercial purposes without fee is hereby granted provided that this notice and appropriate credit to the Foundation Center is included in all copies. All references to data contained in this document must also credit the Foundation Center. No other reproduction, republishing, or dissemination in any manner or form is permitted without prior written consent from the Foundation Center. Requests for written consent should be submitted to the Foundation Center's Research Department.

# Top Grant Recipients

In 2009, there were 16 organizations that receive more than \$10 million each in support from environmental foundations, twice the number of organizations that received this amount of support in 2007<sup>19</sup> (see Table 3). Conservation International received the most support (\$75.52 million), followed by the Nature Conservancy (\$66.68 million).<sup>20</sup> Nature Conservancy and National Resource Defense Council both received more than 80 environmental grants.<sup>21</sup> All of the top five recipients of grants are located near Washington, DC, or San Francisco, CA, but work on both the federal and international levels.

EGA members' grantmaking was also focused toward large organizations that have programs across the U.S. and internationally. Overall, the top recipients of EGA members' grants continue to be ecosystem and conservation focused organizations (see Appendix D: Table 1). The Green Tech Action Fund,<sup>22</sup> a new organization

joining the top ten list, represents an increased focus on energy efficiency and climate issues. Due to one very large grant by the David and Lucile Packard Foundation, the Monterey Bay Aquarium Research Institute (\$35 million) received the most funding by an EGA member in 2009. Audubon Society (with 141 grants totaling \$5.98 million), Natural Resource Defense Council (with 108 grants for \$20.71 million), and Nature Conservancy (101 grants reaching \$27.84 million) all received more than 100 grants from EGA members, including those grants given to local chapters.<sup>23</sup> Conservation International Foundation, which had received the most grants from EGA members in 2007, received half as many grants in 2009.

Most of the grants given for global issues were provided to U.S.-based organizations (see Appendix D: Table 2). The top five grant recipients are all based in the U.S., and totaled almost a quarter of all funds (22.4%) given.

TABLE 3. Top 50 Recipients of Environmental Grants Awarded, circa 2009

Rank	Recipient Organization	State	Total Dollars Received	No. of Grants
1.	Conservation International	VA	\$75,522,656	48
2.	Nature Conservancy	VA	66,688,432	83
3.	ClimateWorks Foundation	CA	40,400,000	1
4.	Alliance for Climate Protection	CA	36,524,861	5
5.	Energy Foundation	CA	35,915,000	28
6.	Casey Trees Endowment Fund	DC	35,000,000	1
7.	Regional Area Initial Link	MI	34,600,000	1
8.	Environmental Defense	NY	31,076,716	39
9.	Pew Charitable Trusts	PA	28,026,512	20
10.	World Wildlife Fund	DC	22,319,752	46
11.	Wildlife Conservation Society	NY	22,292,416	57
12.	Trust for Public Land	CA	17,174,283	43
13.	Resources Legacy Fund	CA	16,973,662	12
14.	Ichauway	GA	16,400,000	5
15.	Natural Resources Defense Council	NY	15,014,481	80
16.	Resources Legacy Fund Foundation	CA	10,930,227	6
17.	Professional Assistance for Development Action	India	9,693,389	1
18.	Conservation Fund	VA	9,526,972	20
19.	Environmental Defense	DC	8,310,537	10
20.	National Parks Conservation Association	DC	8,298,595	23

TABLE 3. Top 50 Recipients of Environmental Grants Awarded, circa 2009 *continued*

Rank	Recipient Organization	State	Total Dollars Received	No. of Grants
21.	National Wildlife Federation	VA	8,270,241	33
22.	New Venture Fund	DC	8,088,310	9
23.	Trout Unlimited	VA	7,007,449	29
24.	Conservation Fund	MN	7,000,000	1
25.	Sierra Club Foundation	CA	6,547,300	33
26.	BAIF Development Research Foundation	India	6,248,633	1
27.	Western Pennsylvania Conservancy	PA	6,130,736	12
28.	World Resources Institute	DC	6,034,150	28
29.	Dallas Zoological Society	TX	5,775,000	5
30.	Marine Stewardship Council	England	5,725,000	2
31.	Woods Hole Research Center	MA	5,596,584	8
32.	University of California	CA	5,487,292	38
33.	SOS SAHEL International UK	England	5,371,487	1
34.	CARE USA	GA	5,347,904	4
35.	African Population and Health Research Center	Kenya	5,300,000	3
36.	Wild Salmon Center	OR	5,103,661	14
37.	Population Reference Bureau	DC	4,994,781	4
38.	Oceana	DC	4,884,931	23
39.	New England Aquarium	MA	4,728,200	16
40.	Catholic Relief Services	MD	4,724,492	4
41.	Population Council	NY	4,544,745	14
42.	Global Impact	WV	4,469,332	1
43.	United Nations Economic and Social Commission for Asia and the Pacific	Thailand	4,412,000	1
44.	CERES	MA	4,406,949	20
45.	Western Conservation Foundation	CO	4,340,000	7
46.	Oregon State University	OR	4,324,501	10
47.	Sonoma Land Trust	CA	4,285,500	5
48.	Tides Foundation	CA	4,240,000	7
49.	Trust for Conservation Innovation	CA	4,223,719	14
50.	Ocean Conservancy	DC	4,184,362	14
<b>TOTAL</b>			<b>\$702,485,750</b>	<b>890</b>

Source: The Foundation Center, 2011. Based on grants of \$10,000 or more awarded by a national sample of 1,384 larger U.S. foundations. For community foundations, only discretionary grants are included. Grants to individuals are not included in the file. Giving for the "environment" is based on EGA subject categories.

Copyright © 2011, The Foundation Center. All rights reserved. Permission to use, copy, and/or distribute this document in whole or in part for internal, noncommercial purposes without fee is hereby granted provided that this notice and appropriate credit to the Foundation Center is included in all copies. All references to data contained in this document must also credit the Foundation Center. No other reproduction, republishing, or dissemination in any manner or form is permitted without prior written consent from the Foundation Center. Requests for written consent should be submitted to the Foundation Center's Research Department.

# ISSUE AREA

## Issue Key Findings

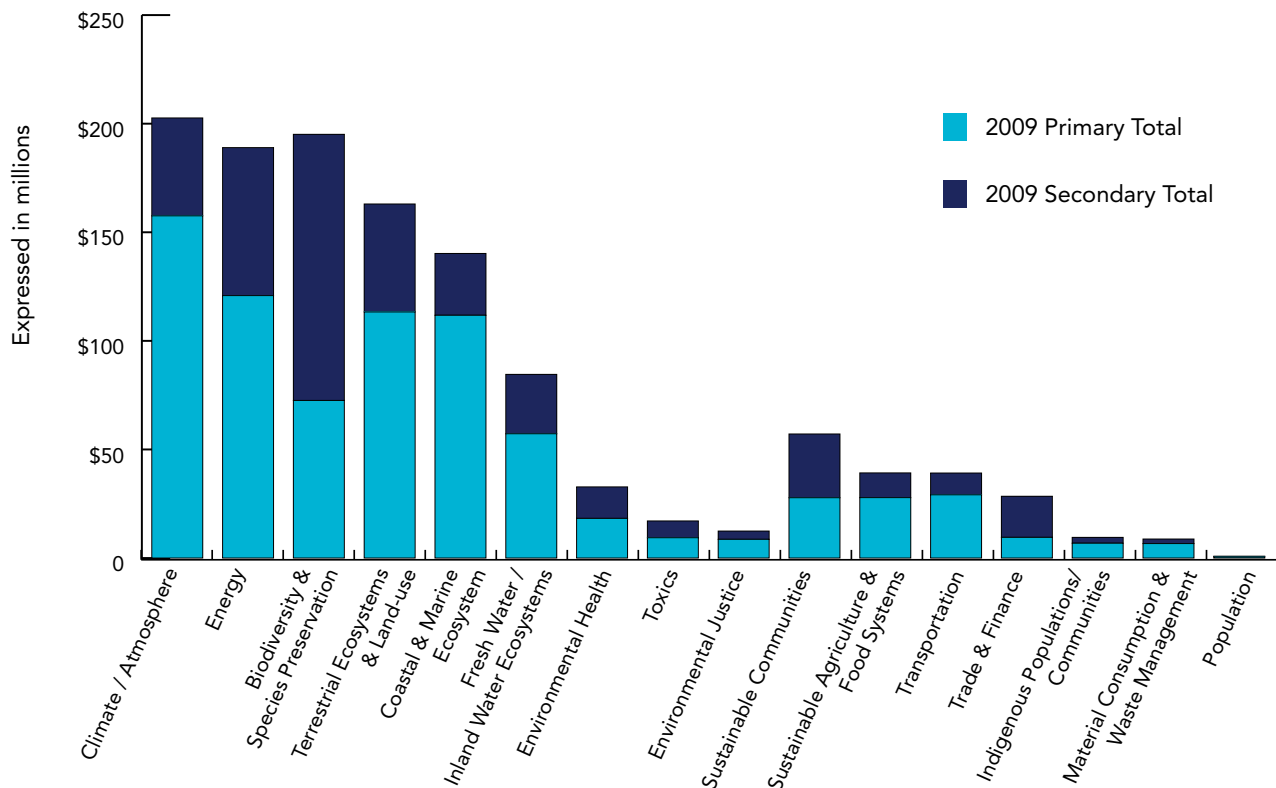
Five out of 17 issue areas accounted for 66% (\$576.08 million) of total grantmaking by EGA members: Climate & Atmosphere (\$157.57 million), Energy (\$120.84 million), Terrestrial Ecosystems & Land Use (\$113.31 million), Coastal & Marine Ecosystems (\$111.78 million), and Biodiversity & Species Preservation (\$72.56 million). The share of funding for Climate & Atmosphere and Energy leaped from 13.7% in 2007 to 31.9% in 2009, reflecting the huge investment in climate legislation domestically, and treaties at the global level.

This marks a shift away from funding for Terrestrial Ecosystems & Land Use and Coastal & Marine Ecosystems by EGA members, which moved from the number one and two most-funded issue areas in 2007, to the third and fourth in 2009 (see Table 5). When breaking down EGA members' grants further to the secondary issue area, Biodiversity & Species Preservation, however, was the leading area, making up

14% of grants (see Figure 3). EGA members provided 6.4% of total funding for Sustainable Communities and Sustainable Agriculture & Food Systems (\$55.6 million). With only 0.1% of funding for Population and 1% for Material Consumption & Waste Management, these two categories remained the least-funded issue areas by EGA members (see Figure 6).

Biodiversity & Species Preservation was by far the issue most funded by environmental philanthropy overall. Funders allocated \$559.10 million (35%) to this issue area, followed by Climate & Atmosphere, which received \$215.51 million (14%), and Terrestrial Ecosystems & Land Use with \$201.51 million (13%).<sup>24</sup> Climate & Atmosphere received more support overall in 2009 than it did in 2007, and moved from the seventh most granted issue (at 9.6% in 2007) to the second most granted issue (at 20.8% in 2009), all while still receiving proportionally less from the philanthropic community as a whole than it received from EGA members.

FIGURE 3. EGA Members' 2009 Funding by Primary and Secondary Issue Areas



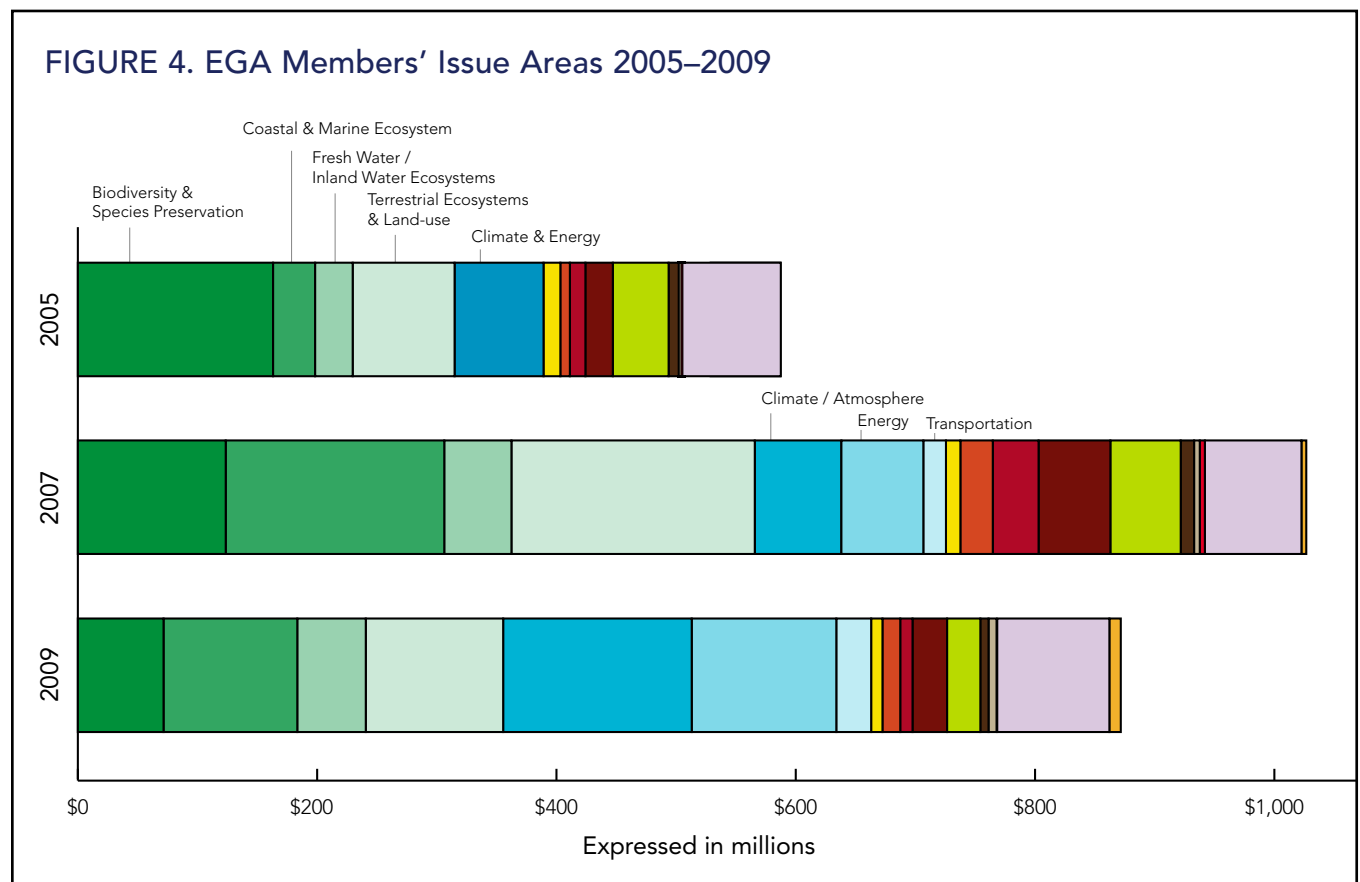
Issue Key Findings, *continued*

EGA members decreased their funding in “traditional” environmental issues: ecosystems and species preservation (Terrestrial Ecosystems & Land Use, Fresh Water / Inland Water Ecosystems, Coastal & Marine Ecosystems, and Biodiversity & Species Preservation) in 2009 (see Figure 5). Biodiversity & Species Preservation has seen a continuous drop in funding from 2005 to 2009, decreasing by \$90.57 million over four years. EGA’s additional collection of secondary issue areas shows that while Biodiversity & Species Preservation received less funding as a primary issue area in 2009, it is the secondary issue of the most members’ environmental grants. Terrestrial Ecosystems & Land Use saw the largest loss in funding, from \$203 million in 2007 to \$113 million in 2009, which is a shift back to 2005 funding levels. Coastal & Marine Ecosystems also saw nearly a 40% drop in funding in 2009, following a large

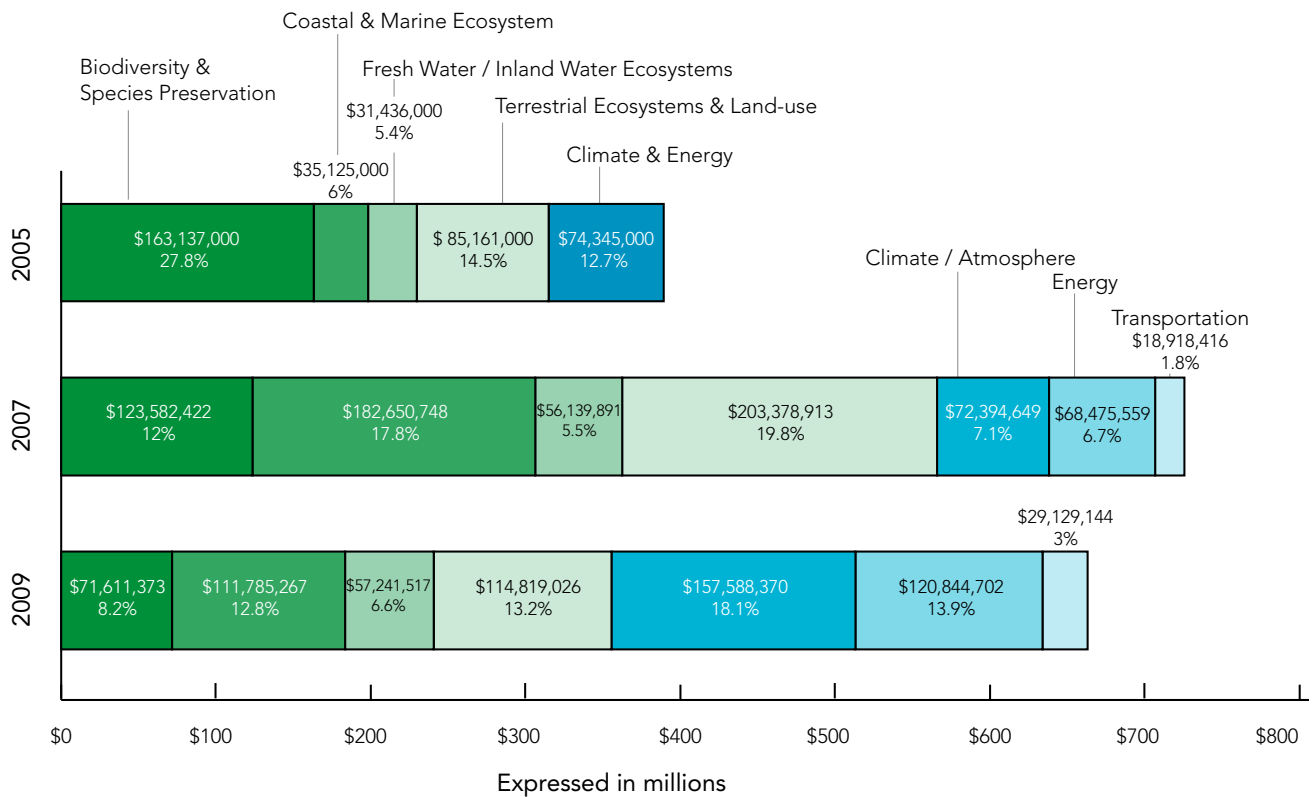
increase in 2007. Even with this dramatic drop in funding, EGA members continue to fund Coastal & Marine Ecosystems at a much higher rate than general environmental philanthropy.

Support for Transportation experienced the most dramatic increase (384.6%) in funding with a jump from \$10.5 million in 2007 to \$51.2 million in 2009.<sup>25</sup> EGA’s members mirrored this trend with Transportation funding more than doubling between 2007 and 2009.

EGA members continued to provide greater funding to public health issues than the larger philanthropic community. Environmental Health, Environmental Justice, and Toxics received more than \$36 million from EGA members (4%) while receiving only 1% of all environmental grant dollars (see Figure 6).



**FIGURE 5. EGA Members' Biodiversity and Species Preservation, Freshwater, Coastal Marine and Terrestrial Ecosystem Land-use and Climate, Energy & Transportation Grants 2005–2009**



**FIGURE 6. EGA Members' All Other Issues Grants 2005–2009**

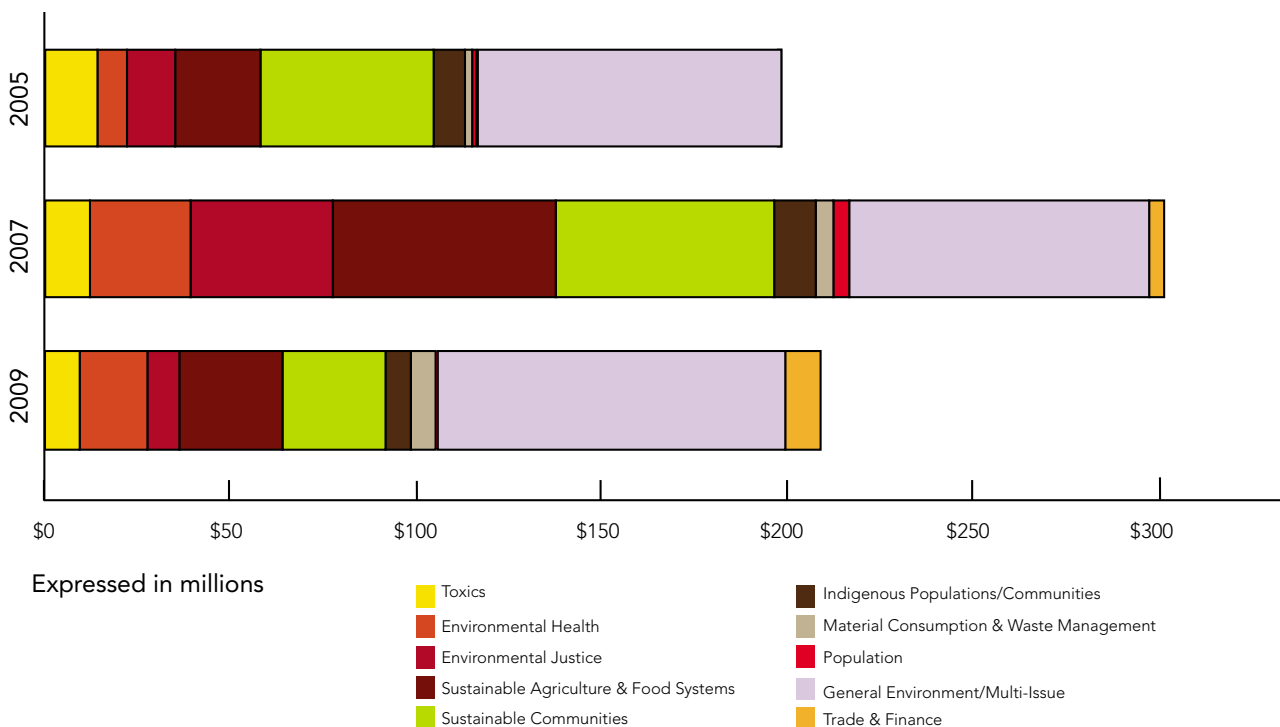


TABLE 4. EGA Members 2009 Grants Grouped by Primary and Secondary Issue Area

Issue Area	Primary Giving Total	Portion of 2009 Giving	Number of Grants	Portion of 2009 Grants	Average Grant Size	Secondary Total	Secondary Percentage
Climate / Atmosphere	\$157,578,370	18%	877	10%	\$179,679	\$45,060,446	5.2%
Energy	\$120,844,702	14%	965	11%	\$125,228	\$68,144,992	7.8%
Transportation	\$29,129,144	3%	180	2%	\$161,829	\$10,019,566	1.1%
<b>TOTAL</b>	<b>\$307,552,216</b>	<b>35%</b>	<b>2022</b>	<b>23%</b>	<b>\$466,735</b>	<b>\$123,225,004</b>	<b>14.1%</b>
Biodiversity & Species Preservation	\$72,561,373	8%	838	9%	\$86,589	\$122,534,659	14.0%
Terrestrial Ecosystems & Land-use	\$113,319,626	13%	1254	14%	\$90,367	\$49,700,285	5.7%
<b>TOTAL</b>	<b>\$185,880,999</b>	<b>21%</b>	<b>2092</b>	<b>24%</b>	<b>\$176,955</b>	<b>\$172,234,944</b>	<b>19.7%</b>
Coastal & Marine Ecosystem	\$111,785,267	13%	546	6%	\$204,735	\$28,459,121	3.3%
Fresh Water / Inland Water Ecosystems	\$57,241,517	7%	939	11%	\$60,960	\$27,326,979	3.1%
<b>TOTAL</b>	<b>\$169,026,784</b>	<b>19%</b>	<b>1485</b>	<b>17%</b>	<b>\$265,695</b>	<b>\$55,786,100</b>	<b>6.4%</b>
Sustainable Communities	\$27,784,658	3%	411	5%	\$67,603	\$29,342,391	3.4%
Sustainable Agriculture & Food Systems	\$27,827,047	3%	632	7%	\$44,030	\$11,380,085	1.3%
<b>TOTAL</b>	<b>\$55,611,705</b>	<b>6%</b>	<b>1043</b>	<b>12%</b>	<b>\$111,633</b>	<b>\$40,722,476</b>	<b>4.7%</b>
Environmental Health	\$18,265,357	2%	337	4%	\$54,200	\$14,500,178	1.7%
Toxics	\$9,363,854	1%	186	2%	\$50,343	\$7,719,669	0.9%
Environmental Justice	\$8,618,121	1%	162	2%	\$53,198	\$3,807,006	0.4%
<b>TOTAL</b>	<b>\$36,247,332</b>	<b>4%</b>	<b>685</b>	<b>8%</b>	<b>\$157,741</b>	<b>\$26,026,853</b>	<b>3.0%</b>
Trade & Finance	\$9,528,649	1%	74	1%	\$128,766	\$18,920,083	2.2%
Indigenous Populations / Communities	\$6,831,863	1%	168	2%	\$40,666	\$2,685,438	0.3%
Material Consumption & Waste Management	\$6,671,433	1%	151	2%	\$44,182	\$2,087,292	0.2%
Population	\$582,000	0%	11	0%	\$52,909	\$275,000	0.0%
General / Multi-issue	\$93,749,070	11%	1116	13%	\$84,005	\$430,768,861	49.4%
<b>TOTAL</b>	<b>\$871,682,051</b>		<b>8847</b>			<b>\$872,732,051</b>	



TABLE 5. Distribution of Environmental Grants Awarded by U.S.-Based Foundation and EGA Members 2007–2009

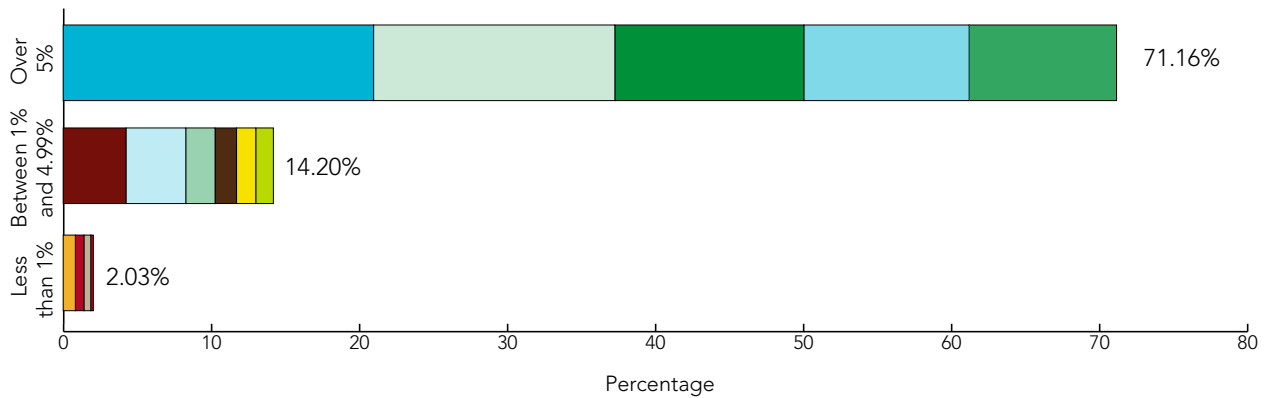
Issue Area	2007 Overall Giving	2007 EGA Members Primary Giving	2009 Overall Giving	2009 EGA Members Primary Giving	Change Overall	Change by EGA Members
Climate / Atmosphere	75,777,686	72,394,649	215,298,518	\$157,578,370	184.12%	117.67%
Energy	78,209,182	68,475,559	114,246,650	\$120,844,702	46.08%	76.48%
Transportation	10,574,147	18,918,416	51,237,881	\$29,129,144	384.56%	53.97%
<b>TOTAL</b>	<b>164,561,015</b>	<b>159,788,624</b>	<b>\$380,783,049</b>	<b>\$307,552,216</b>	<b>131.39%</b>	<b>92.47%</b>
Biodiversity & Species Preservation	587,191,382	123,582,422	\$559,096,994	\$72,561,373	-4.78%	-41.29%
Terrestrial Ecosystems & Land-use	183,300,579	203,378,913	201,514,608	\$113,319,626	9.94%	-44.28%
<b>TOTAL</b>	<b>770,491,961</b>	<b>326,961,335</b>	<b>\$760,611,602</b>	<b>\$185,880,999</b>	<b>-1.28%</b>	<b>-43.15%</b>
Coastal & Marine Ecosystem	40,546,905	182,650,748	49,683,332	\$111,785,267	22.53%	-38.80%
Fresh Water / Inland Water Ecosystems	193,021,548	56,139,891	133,554,527	\$57,241,517	-30.81%	1.96%
<b>TOTAL</b>	<b>233,568,453</b>	<b>238,790,639</b>	<b>\$183,237,859</b>	<b>\$169,026,784</b>	<b>-21.55%</b>	<b>-29.22%</b>
Sustainable Communities	1,550,000	58,777,386	938,600	\$27,784,658	-39.45%	-52.73%
Sustainable Agriculture & Food Systems	193,255,937	60,017,005	25,228,787	\$27,827,047	-86.95%	-53.63%
<b>TOTAL</b>	<b>194,805,937</b>	<b>118,794,391</b>	<b>\$26,167,387</b>	<b>\$55,611,705</b>	<b>-86.57%</b>	<b>-53.19%</b>
Environmental Health	35,310,672	27,078,756	27,989,719	\$18,265,357	-20.73%	-32.55%
Toxics	5,558,781	12,039,991	3,259,500	\$9,363,854	-41.36%	-22.23%
Environmental Justice	5,697,590	38,272,071	4,652,134	\$8,618,121	-18.35%	-77.48%
<b>TOTAL</b>	<b>46,567,043</b>	<b>77,390,818</b>	<b>\$35,901,353</b>	<b>\$36,247,332</b>	<b>-22.90%</b>	<b>-53.16%</b>
Trade & Finance	550,000	4,033,098	30,000	\$9,528,649	-94.55%	136.26%
Indigenous Populations / Communities	20,492,155	11,192,754	29,878,106	\$6,831,863	45.80%	-38.96%
Material Consumption & Waste Management	4,785,768	4,738,201	9,942,873	\$6,671,433	107.76%	40.80%
Population	23,019,281	4,262,264	30,662,203	\$582,000	33.20%	-86.35%
General / Multi-issue	137,508,855	80,720,865	125,756,393	\$93,749,070	-8.55%	16.14%
<b>TOTAL</b>	<b>1,689,484,554</b>	<b>1,181,454,625</b>	<b>\$1,582,970,825</b>	<b>\$944,176,715</b>		

Issue Area, *continued*

The same primary issues emerge globally as they do for EGA members overall. The five most common issue areas received 71% of all international grantmaking by EGA members. The issue that received the most grants and grant dollars (21%) internationally was Climate & Atmosphere,

which like many environmental issues is inherently global. Material Consumption & Waste Management and Population continued to be the least funded issue areas internationally, as they are domestically.

**FIGURE 7. Global Grants by Primary Issue Area**



**ISSUE AREAS THAT GET OVER 5% OF TOTAL GLOBAL FUNDING**

Primary Issue	No. Grants	Amount Granted	Percentage
Climate / Atmosphere	300	\$63,098,046	20.97%
Terrestrial Ecosystems & Land-use	269	\$49,043,542	16.30%
Biodiversity & Species Preservation	235	\$38,445,163	12.77%
Energy	258	\$33,611,366	11.17%
Coastal & Marine Ecosystem	187	\$29,965,658	9.96%
		<b>\$214,163,775</b>	<b>71.16%</b>

**ISSUE AREAS THAT GET BETWEEN 1% AND 4.99% OF TOTAL GLOBAL FUNDING**

Primary Issue	No. Grants	Amount Granted	Percentage
Sustainable Agriculture & Food Systems	201	\$12,774,672	4.24%
Transportation	29	\$12,162,800	4.04%
Fresh Water / Inland Water Ecosystems	140	\$5,943,916	1.98%
Indigenous Populations / Communities	124	\$4,359,474	1.45%
Toxics	56	\$3,910,820	1.30%
Sustainable Communities	63	\$3,581,329	1.19%
		<b>\$42,733,011</b>	<b>14.20%</b>

**ISSUE AREAS THAT GET LESS THAN 1% EACH OF TOTAL GLOBAL FUNDING**

Primary Issue	No. Grants	Amount Granted	Percentage
Trade & Finance	26	\$2,479,536	0.82%
Environmental Justice	34	\$1,736,173	0.58%
Material Consumption & Waste Management	39	\$1,380,648	0.46%
Population	8	\$522,000	0.17%
		<b>\$6,118,357</b>	<b>2.03%</b>

# Secondary Issue Areas

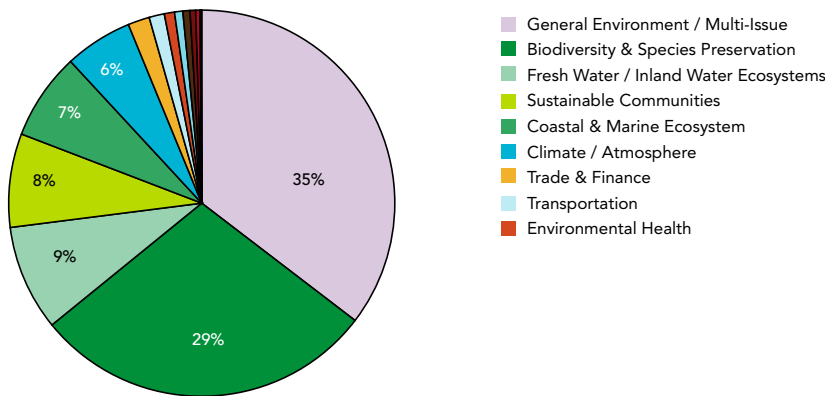
Exploring the secondary issue areas of EGA members' grants allows us to see the intersections in environmental philanthropy and how often more than one issue area is addressed by a specific grant.

Grants where the primary issue area was Terrestrial Ecosystems & Land Use most commonly also addressed Biodiversity & Species Preservation (\$32.6 million); the secondary issues also included Fresh Water / Inland Water Ecosystems (\$10 million), Sustainable Communities (\$8.9 million), Coastal & Marine Ecosystems (\$8.3 million), and Climate & Atmosphere (\$6.4 million). This illustrates the Terrestrial Ecosystems

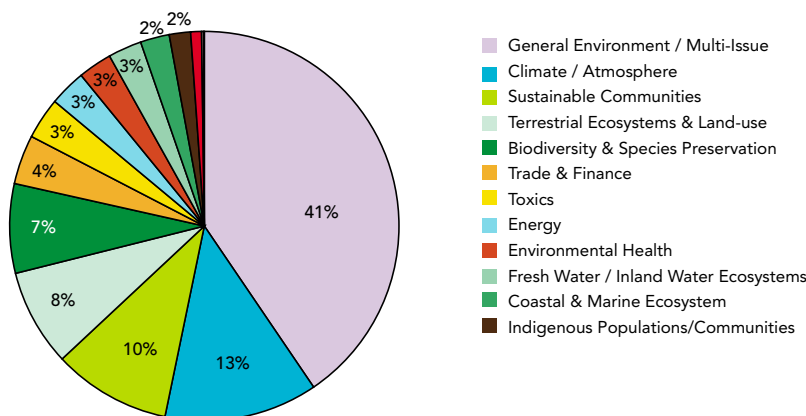
& Land Use connection with both urban and natural habitats (see Figure 8).

Sustainable Agriculture & Food Systems had the largest range of secondary issue areas (11 total) in grants made by EGA members in 2009 (see Figure 9). Sustainable Agriculture & Food Systems grants most commonly intersected with Climate & Atmosphere (\$3.5 million), Sustainable Communities (\$2.7 million), Terrestrial Ecosystems & Land Use (\$2.2 million), and Biodiversity & Species Preservation (\$2 million), which could indicate its potential as a strategic entry point for cross-sector or cross-cutting work.

**FIGURE 8. EGA Members' Secondary Issue Areas for Terrestrial Ecosystems & Land-use**



**FIGURE 9. EGA Members' Secondary Issue Areas for Sustainable Agriculture & Food Systems**



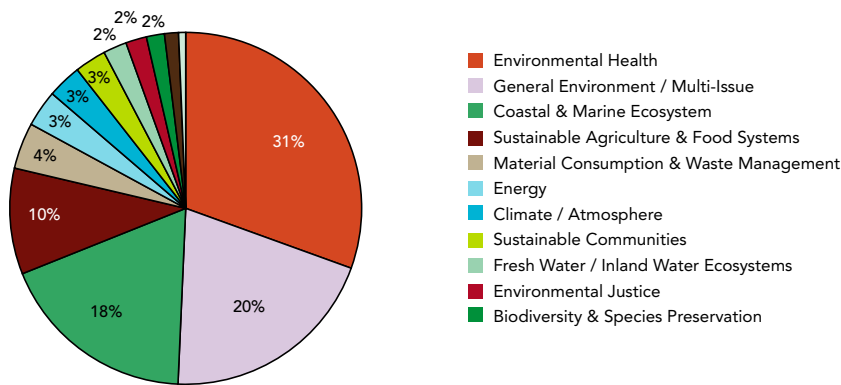
## Secondary Issues, *continued*

Toxics grants made up a little more than 1% of EGA members' grantmaking (see Figure 10). Its \$9.4 million in funding was largely divided between grants related to Environmental Health (\$2.85 million), Coastal & Marine Ecosystems (\$1.88 million), and Sustainable Agriculture & Food Systems (\$1.7 million). This shows that foundations are approaching Toxics from different angles on this issue: from human health to pesticides and other sources, and ecosystem protection.

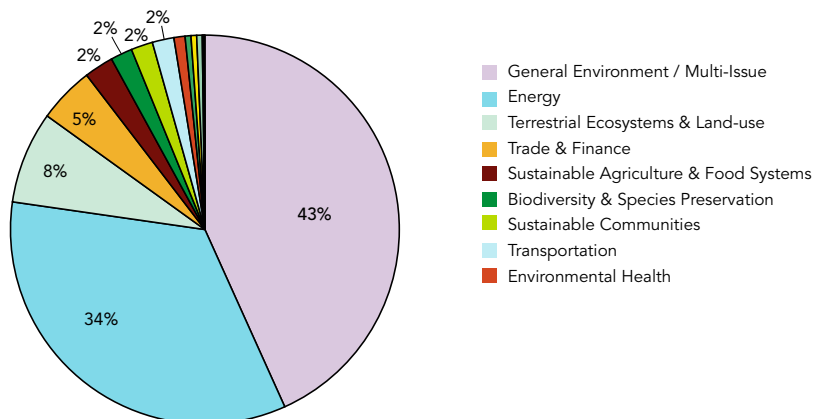
The largest portion of funding by EGA members went to Climate & Atmosphere (\$157.57 million), which had fewer secondary issues (see Figure 11). Energy was

the secondary issue area more than one-third of the time, followed by Terrestrial Ecosystems & Land Use. The connections between the secondary issue areas of Trade & Finance and Terrestrial Ecosystems & Land Use grants, as they relate to the larger topic of Climate & Atmosphere, were particularly important in 2009 grantmaking, especially stemming from the December 2009 United Nations' Copenhagen Climate Change Conference (COP15), and the focus on the United Nations Collaborative Initiative on Reducing Emissions from Deforestation and Forest Degradation (REDD) in developing countries.

**FIGURE 10. EGA Members' Secondary Issue Areas for Toxics**



**FIGURE 11. EGA Members' Secondary Issue Areas for Climate / Atmosphere**



# GEOGRAPHIC DISTRIBUTION

## Geographic Distribution Key Findings

Domestic grantmaking made up 65% of total grantmaking by EGA members in 2009. This is consistent with 65% domestic grantmaking in 2007 by EGA members. Within the U.S., the Southeast saw the largest increase in funding, receiving \$26 million more in 2009 (91.5%) than it did in 2007 (see Table 6). Grants to the Southeast were generally focused on land, freshwater, and climate related issues (see Appendix C, p. 46). Grants to the federal level also experienced an increase that shows foundations focused more on grants that crossed multiple domestic regions. While funding to the Pacific Coast and Northeast regions decreased by about 50% in 2009, they still continued to receive the most environmental funding given to a specific region. While many EGA members grant beyond the state in which

they are located, foundations frequently focus their funding locally. The trend in funding for Coastal & Marine Ecosystems is reflected in the map that illustrates the location of EGA members and general environmental foundations. The Gulf Coast continued to receive the least amount of domestic funding, receiving less than \$1.5 million dollars from EGA members in 2009.

Global grantmaking was not evenly distributed (see figure 12). Most of the money (\$147.87 million) went to “General,” which included both participation at global conferences, such as the COPs, or grants to multiple regions. North America received \$49.42 million. Asia received \$41.19 million and other regions received considerably less.

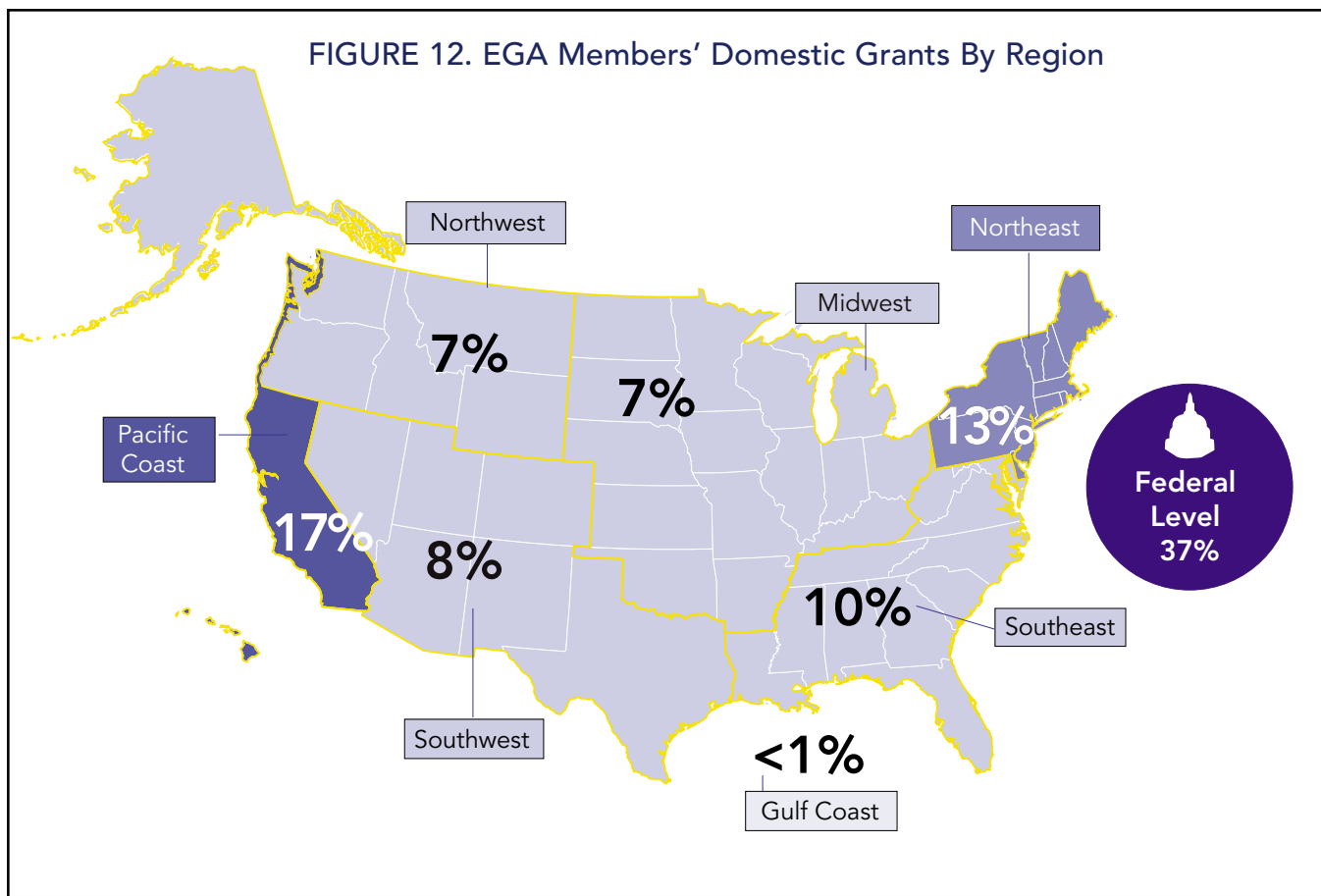


FIGURE 13. EGA Members' Grants by Regions

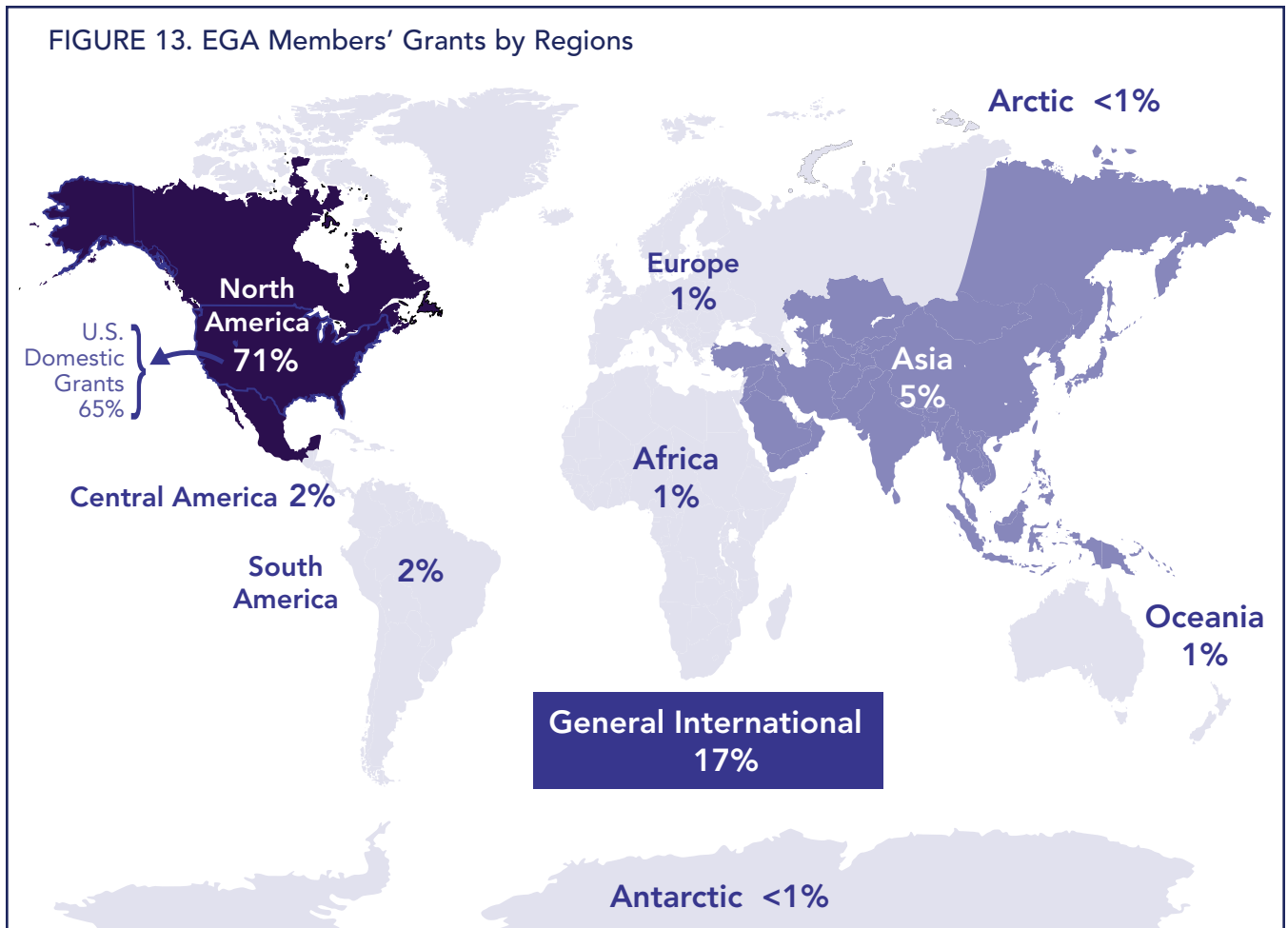


TABLE 6. EGA Members' 2009 Grant Distribution by Region 2007–2009

Region	No. of Grants 2007	Amount Given 2007	No. of Grants 2009	Amount Given 2009	Portion of Domestic Grants	Portion of Dollars Given	% Change 2007-2009
Federal Level	1,404	152,481,285	1351	\$212,814,667	37.29%	24.41%	39.57%
Southwest	516	34,719,143	597	\$48,453,118	8.49%	5.56%	39.56%
Pacific Coast	1,413	203,922,230	810	\$96,238,975	16.86%	11.04%	-52.81%
Northwest	875	59,235,621	710	\$41,206,622	7.22%	4.73%	-30.44%
<b>TOTAL WEST</b>	<b>2804</b>	<b>\$297,876,994</b>	<b>2117</b>	<b>\$185,898,715</b>	<b>32.57%</b>	<b>21.33%</b>	<b>-37.59%</b>
Northeast	2,455	144,988,167	1686	\$73,265,816	12.84%	8.41%	-49.47%
Southeast	440	28,568,698	885	\$54,724,148	9.59%	6.28%	91.55%
Total East	2,895	173,556,865	2571	\$127,989,964	22.43%	14.68%	-26.25%
Midwest	555	51,690,712	495	\$42,547,608	7.46%	4.88%	-17.69%
Gulf Coast	29	1,361,757	22	\$1,447,648	0.25%	0.17%	6.31%
<b>US TOTAL</b>	<b>7,687</b>	<b>\$676,967,613</b>	<b>6556</b>	<b>\$570,698,602</b>		<b>65.47%</b>	<b>-15.70%</b>

TABLE 6. EGA Members' 2009 Grant Distribution by Region 2007–2009 *continued*

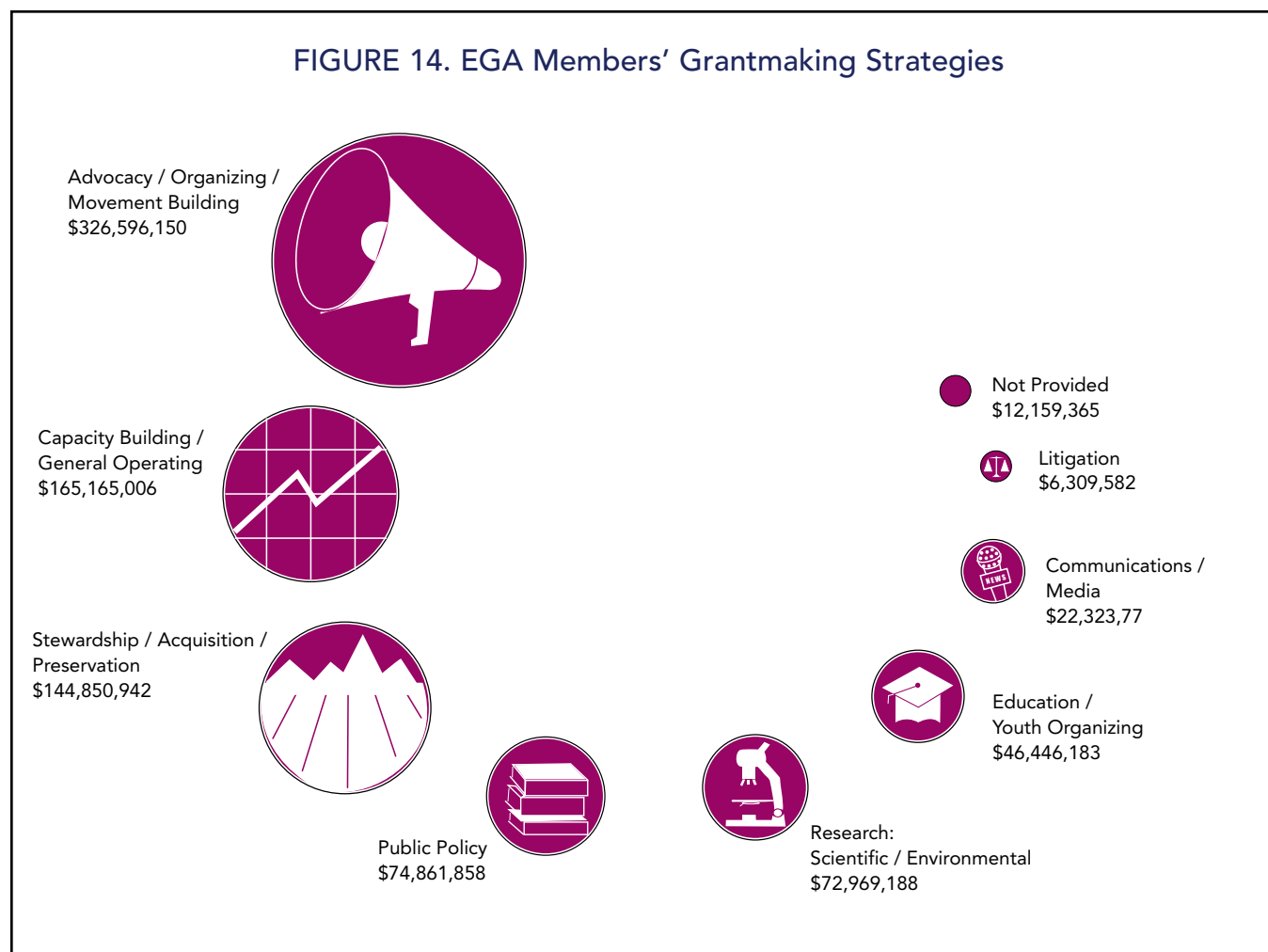
Region	No. of Grants 2007	Total Amount Given 2007	No. of Grants 2009	Total Amount Given 2009	Portion of Int'l Grants	Portion of Dollars Given	% Change 2007-2009
North America	371	56,547,377	238	\$49,422,957	16.42%	5.67%	-12.60%
Multi-region International	904	172,182,996	687	\$148,142,166	49.22%	16.99%	-13.96%
Eastern Africa	79	10,513,348	75	\$9,363,445	3.11%	1.07%	-10.94%
Middle Africa	13	636,936	18	\$709,800	0.24%	0.08%	11.44%
Northern Africa	4	1,962,522	5	\$242,000	0.08%	0.03%	-87.67%
Southern Africa	18	1,412,057	34	\$1,099,083	0.37%	0.13%	-22.16%
Western Africa	34	541,843	55	\$2,096,615	0.70%	0.24%	286.94%
Africa	148	15,066,706	187	\$13,510,943	4.49%	1.55%	-10.33%
Central Asia	15	1,867,886	40	\$540,531	0.18%	0.06%	-71.06%
Eastern Asia	260	26,315,937	314	\$32,764,007	10.89%	3.76%	24.50%
South-eastern Asia	72	3,639,931	121	\$6,404,222	2.13%	0.73%	75.94%
Southern Asia	62	5,012,338	60	\$1,216,497	0.40%	0.14%	-75.73%
Western Asia / Middle East	11	1,195,611	10	\$267,666	0.09%	0.03%	-77.61%
Asia	420	38,031,703	545	\$41,192,923	13.69%	4.73%	8.31%
Caribbean	16	418,250	11	\$408,800	0.14%	0.05%	-2.26%
Central America	91	14,151,556	158	\$14,124,858	4.69%	1.62%	-0.19%
South America	156	36,955,990	222	\$18,944,343	6.29%	2.17%	-48.74%
<b>TOTAL LATIN AMERICA</b>	<b>263</b>	<b>51,525,796</b>	<b>391</b>	<b>\$33,478,001</b>	<b>11.12%</b>	<b>3.84%</b>	<b>-35.03%</b>
Eastern Europe	26	2,314,692	76	\$1,357,302	0.45%	0.16%	-41.36%
Southern Europe	16	427,608	14	\$1,198,002	0.40%	0.14%	180.16%
Northern Europe	54	5,786,311	29	\$878,000	0.29%	0.10%	-84.83%
Western Europe	25	1,291,700	36	\$4,314,011	1.43%	0.49%	233.98%
Total Europe	121	9,820,311	155	\$7,747,315	2.57%	0.89%	-21.11%
Antarctic	3	1,669,154	2	\$1,350,000	0.45%	0.15%	-19.12%
Oceania	66	4,807,333	78	\$5,602,611	1.86%	0.64%	16.54%
Arctic	4	54,000	8	\$536,533	0.18%	0.06%	893.58%
<b>INTERNATIONAL TOTAL</b>	<b>2300</b>	<b>349,705,376</b>	<b>2291</b>	<b>\$300,983,449</b>		<b>34.53%</b>	<b>-13.93%</b>
<b>TOTAL</b>	<b>9,987</b>	<b>1,026,672,989</b>	<b>8847</b>	<b>\$871,682,051</b>			

# ENVIRONMENTAL GRANTMAKING STRATEGIES

This is the first volume of EGA's *Tracking the Field* where a grant's individual strategy was recorded, allowing us to analyze EGA members' principal grantmaking strategies for the first time. Advocacy / Organizing / Movement Building was the most commonly used strategy by EGA members (37%, or \$326.59 million). These grants were largely used to promote public support, strengthen networking and outreach, build or enhance constituency, generate momentum, build effective leadership, and increase collaboration among parties. Nineteen percent of members' grants were directed toward Capacity Building / General Operating, which only included non-program-specific grants and general


support. Stewardship / Acquisition / Preservation was the third most popular strategy, receiving 17% of grants (\$144.85 million); however, this ranks as the most common strategy for grants related to ecosystem issues (see Figure 15). While Public Policy grants only made up 9% of EGA's members' grantmaking, the grants related to this issue were almost twice the size of the average grant of the other strategies combined. Communications / Media and Litigation were the least common strategy used by EGA members in their grantmaking, making up only 4%, or \$135,220, of combined grants.

FIGURE 14. EGA Members' Grantmaking Strategies






**FIGURE 15. Biodiversity and Species Preservation, Freshwater, Coastal Marine & Terrestrial Ecosystem Land-use Strategies by EGA Members**



**FIGURE 16. Climate, Energy & Transportation Strategies by EGA Members**



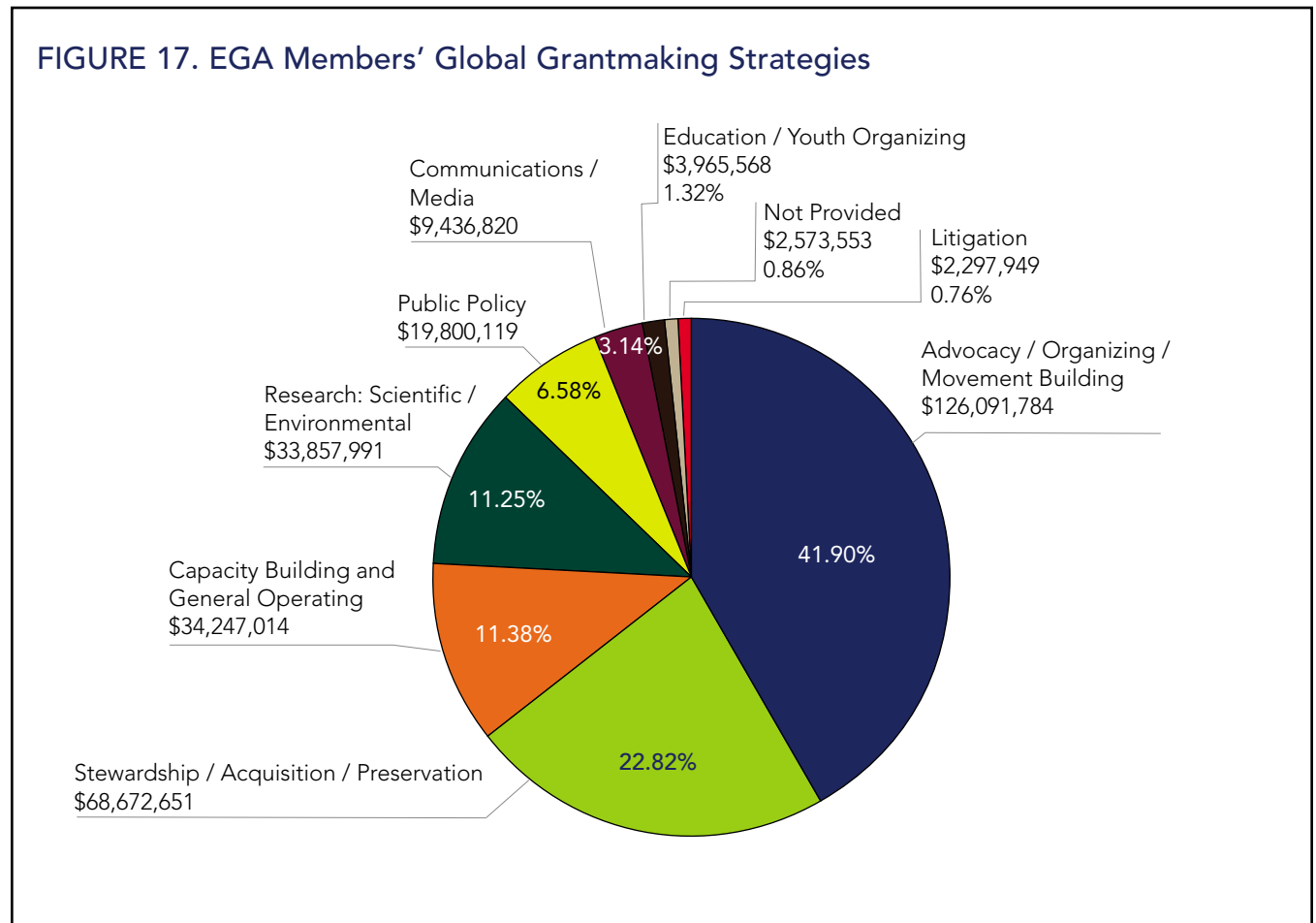
Strategies, *continued*

Different strategies emerge as the most commonly used when looking at specific issue areas. When examining climate related grants, EGA members continue to strategically grant primarily to Advocacy / Organizing / Movement Building (44%), with Public Policy rising to the second most popular strategy at 19% (see Figure 16). Eighty percent of all grants utilizing Public Policy as a strategy were for a climate related issue. The category of Research: Scientific / Environmental also increases when focusing on climate related issues, with 45% of all EGA members' grants going to research focused on Climate & Atmosphere, Energy, and Transportation.

Three top strategies comprised 86% of ecosystem grants (see Figure 14): Stewardship / Acquisition / Preservation

(1,223 grants), Advocacy / Organizing / Movement Building (919), and Capacity Building / General Operating (801). Litigation also continues to be the least funded strategy. Not surprisingly, 80% of the ecosystem grants used the Stewardship / Acquisition / Preservation strategy.

The strategies EGA members used domestically were largely the same for internationally focused grants but with slightly different prioritization. Outside the U.S, the leading strategies are Advocacy / Organizing / Movement Building (\$126.09 million), Stewardship / Acquisition / Preservation (\$68 million); Capacity Building / General Operating (\$32.86 million); Research: Scientific / Environmental (\$33.24 million); and Public Policy (\$19.80 million).



# Environmental Re-granting

Re-granting is defined in this report as a grant from one EGA member to another EGA member. EGA members re-granted \$172 million dollars in 2009; and of that total, \$108.84 million was for global work. Grants between members were not collected in the 2007 data, prohibiting a year-to-year comparison of the totals.

The general trend toward an increase in re-granting could exhibit a greater need for foundations to work together strategically and pool resources based on the decrease in total grants given. This can be attributed to the emergence of key institutions that are designed to combine resources from various sources and distribute them using a coordinated strategy. These entities focus

on Climate & Atmosphere and Energy issues, with 48% (\$82.45 million) of all EGA members' re-granting going to the Energy Foundation. Terrestrial Ecosystems & Land Use (\$8.17 million), Sustainable Communities (\$6.93 million), and Coastal & Marine Ecosystems (\$5.2 million) were the next largest issue recipients of re-granting, receiving 11% combined (see Figure 19). Of these re-grants, 82% used the Advocacy / Organizing / Movement Building strategy (see Figure 18). This indicates a very significant trend regarding the types of strategic grants, for which members are pooling their assets. Re-grants were more than six-and-a-half times larger than the average environmental grant in 2009.

FIGURE 18. EGA Member's Regranting by Strategy

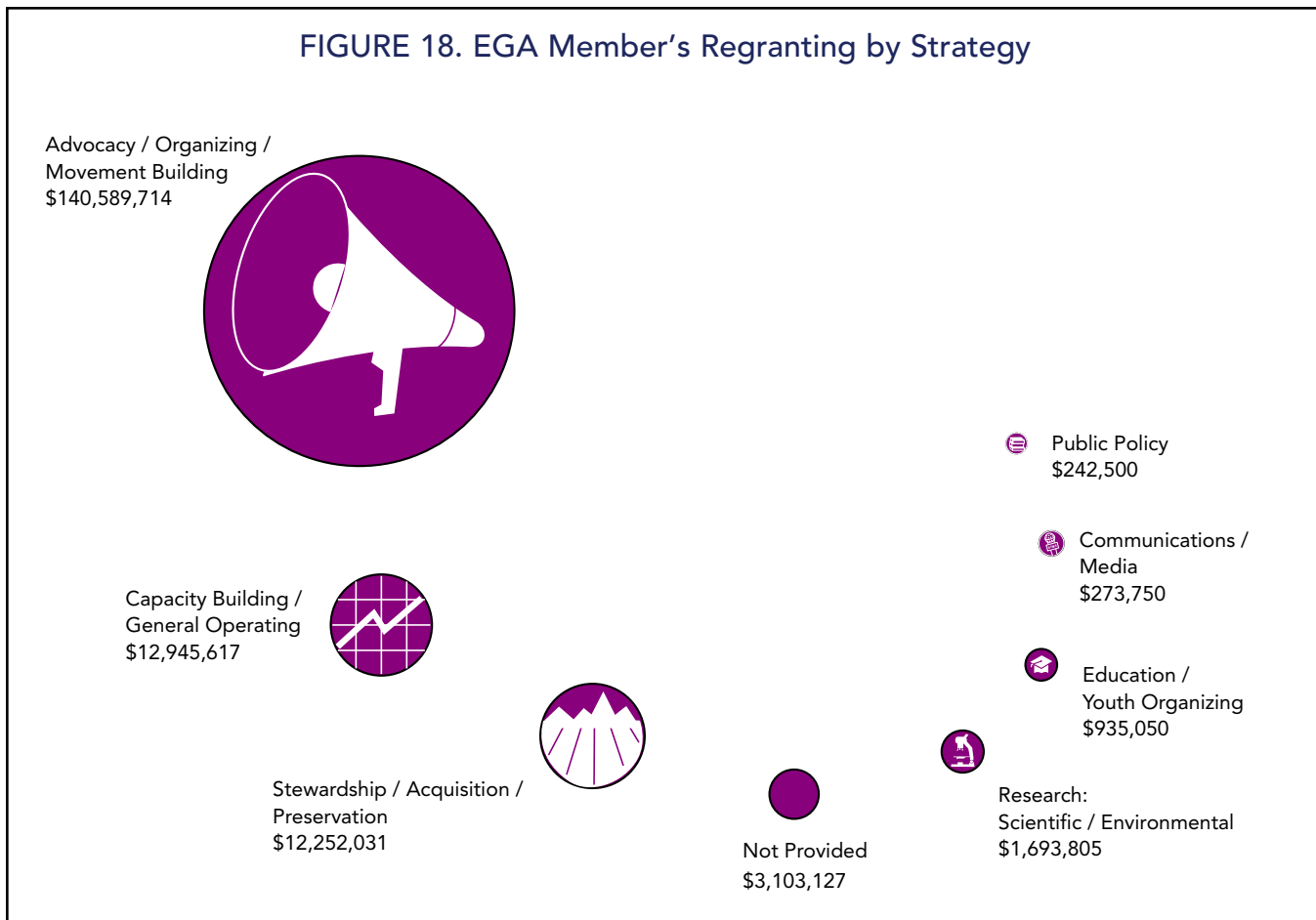


FIGURE 19. EGA Members' Re-granting by Issue

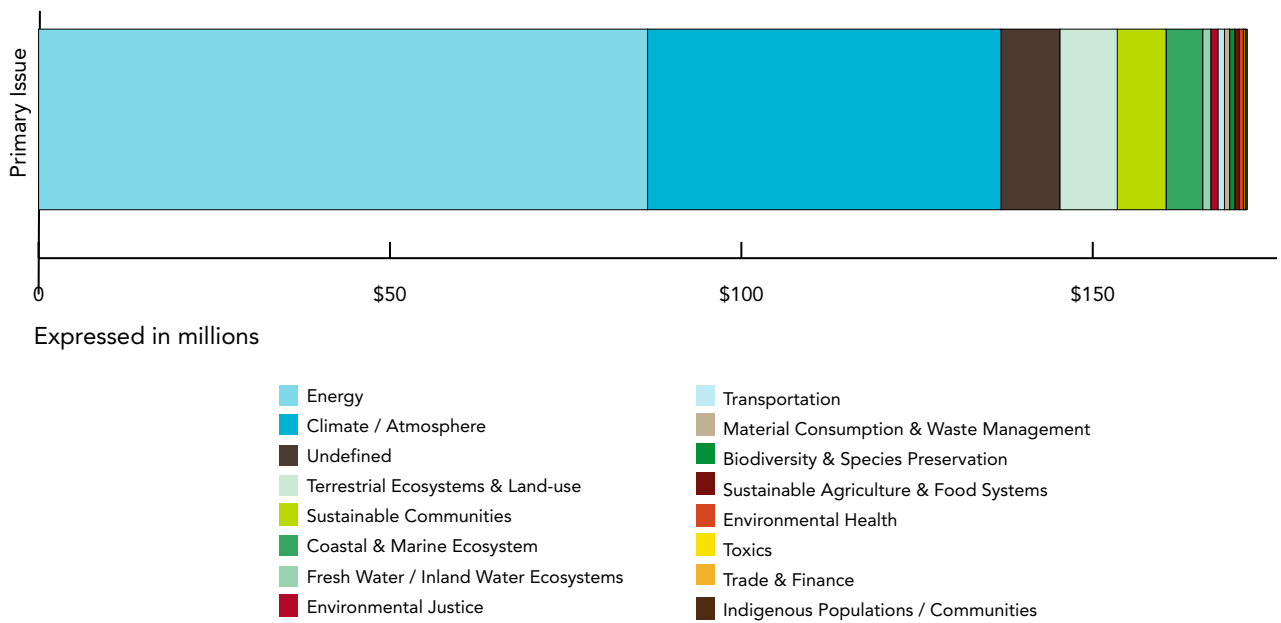
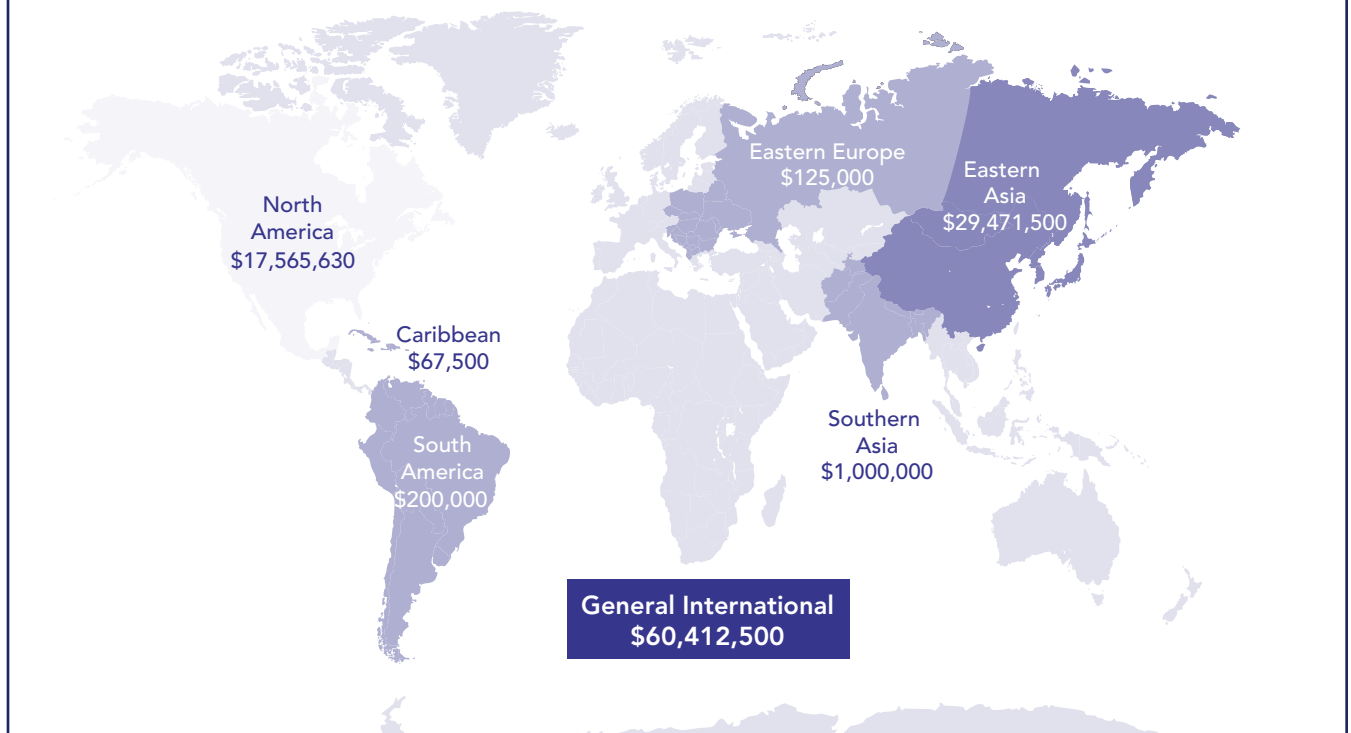


FIGURE 20. EGA Members' Map of Re-granting



## CONCLUSION

While 2009 was generally a difficult year for philanthropy, environmental philanthropy experienced a smaller decline than other issue areas. Nonetheless, reductions in giving by EGA member foundations had a larger impact on traditional environmental ecosystem NGOs that focus on land, water, and species preservation. These organizations were impacted by both the decrease in total environmental funding and a shifting focus of environmental foundations.<sup>26</sup> On the other hand, climate-focused NGOs continued to see growth in funding despite foundations' shrinking endowments. Looking to 2010 reporting, the Foundation Center has calculated that U.S. foundations total giving remained almost unchanged at \$45.7 billion.<sup>27</sup> For 2011, they expect that giving will increase slightly.

The Great Recession has also greatly impacted many foundations' grantmaking strategies. Since fall 2008, there has been an increased focus in program-related investments (PRIs).<sup>28</sup> While EGA members' top strategy in 2009 was Advocacy / Organizing / Movement Building, followed by Capacity Building / General Operating, a number of funders have reported that the recession has influenced them to increase their general support grantmaking.<sup>29</sup> As exhibited by the diverse EGA membership, there continues to be no formula to

the size and numbers of grants foundations give, with differing strategic approaches among foundations.

EGA continues to make the examination of trends within environmental philanthropy a priority. Since releasing *Tracking the Field, Volume 2: A Closer Look at Environmental Grantmaking*, EGA has been working on publishing even more in-depth reports, including *The Broader U.S. Environmental Movement: Composition and Funding Insights* in collaboration with the National Center for Charitable Statistics at the Urban Institute, the JMG Foundation, and the UK Environmental Funders Network. EGA also published a special report for the Ford Foundation titled *Road to Rio+20: EGA Members' Global Grantmaking*. As we look ahead, EGA's new searchable database will provide members with a resource for sharing up-to-date environmental grantmaking, as well as allowing members to do their own searches on individual grants. We hope to continue to build this report and website to further two of EGA's strategic goals: improving the quality of communications and relationships among EGA and its members, and increasing the knowledge and resources available to EGA members and other funders regarding environmental philanthropy.

### Customized Reports

EGA is eager to dive deeper into many of the interesting issues and questions that this report begins to address. Please contact EGA staff if you would like to explore the possibility for customized research into an issue area, geographic region, or some other interest that this report sparked for you. We hope you will take advantage of this great resource.

## APPENDIX A: Taxonomy

### Environmental Issue Areas Taxonomy<sup>30</sup>

The following 13 categories have been used to analyze grants in this report and past *Tracking the Field* reports. Each grant is coded against the category it fits most closely. This categorization has been developed in discussion with other environmental funding networks internationally, allowing easier comparison between research and publications on different continents. These issue descriptions were directly taken from the Environmental Funders Network (EFN) 2012 report *Where The Green Grants Went 5: Patterns of UK Funding for Environmental and Conservation Work*.

\* Starred issue areas were not included in the U.K. report

#### **BIODIVERSITY & SPECIES PRESERVATION**

This is also a broad category, focused on work that protects particular species. It includes: botanic gardens and arboretums; research on botany and zoology; protection of birds and their habitats; marine wildlife such as whales, dolphins and sharks; protection of endangered species, such as rhinos and elephants; and protection of globally important biodiversity hotspots, including the use of refuges, reserves and other habitat conservation projects; and wildlife trusts.

#### **CLIMATE & ATMOSPHERE**

Most of the money in this category is given to work on climate change, with a much smaller sum to ozone depletion. Also included in this category are acid rain, air pollution and local air quality.

#### **COASTAL & MARINE ECOSYSTEMS**

This category includes: fisheries; aquaculture; coastal lands and estuaries; marine protected areas; and marine pollution (such as marine dumping).

#### **ENERGY**

This category covers: alternative and renewable energy sources; energy efficiency and conservation; fossil fuels; hydroelectric schemes; the oil and gas industries; and nuclear power.

#### **ENVIRONMENTAL HEALTH\***

Grants tagged Environmental Health encompass grants that work toward an environment that supports public health. While many of these issues areas impact health, these grants are more specifically controlling these environmental factors with a health lens.

#### **ENVIRONMENTAL JUSTICE\***

Environmental Justice grants are grants for the “fair treatment and meaningful involvement of all people regardless of race, color, national origin, or income with respect to the development, implementation, and enforcement of environmental laws, regulations, and policies.”<sup>31</sup>

#### **FRESH WATER / INLAND WATER ECOSYSTEMS**

This category covers: lakes and rivers; canals and other inland water systems; groundwater contamination and water conservation; and wetlands.

#### **GENERAL ENVIRONMENT / MULTI-ISSUE WORK**

There remain grants that are hard to allocate to specific categories, generally because they take the form of core funding to an organization that works on a range of different issues, or because the grant supports environmental media titles (e.g. *The Ecologist*, *Resurgence*) or environmental education projects covering a wide range of issues. Some grants provided to generalist re-granting organizations are included in this category as it is not possible to identify which issues will be supported when the funds are re-granted.

## **INDIGENOUS POPULATIONS / COMMUNITIES\***

Indigenous Populations / Communities grants focus on protecting the environment for indigenous population, both within the U.S. and abroad.

## **MATERIAL CONSUMPTION & WASTE MANAGEMENT**

This category covers: reducing consumption levels; redefining economic growth; waste reduction, sustainable design and sustainable production; recycling and composting; and all aspects of waste disposal, including incinerators and landfills.

## **POPULATION\***

This category is for grants related to awareness and debate surrounding global population growth and lowering the rate of human population growth as it connects with protecting the environment.

## **SUSTAINABLE AGRICULTURE & FOOD SYSTEMS**

This remains a very broad category. It includes: organic and other forms of sustainable farming; training and research to help farmers in developing countries; control of the food chain; initiatives opposed to factory farming; horticultural organizations and projects; education on agriculture for children and adults (e.g. city farms); opposition to the use of genetically modified crops and food irradiation; food safety and the genetic diversity of agriculture (including seed banks); and soil conservation.

## **SUSTAINABLE COMMUNITIES**

Grants included in this category support: urban green spaces and parks; community gardens; built environment projects; and community-based sustainability work.

## **TERRESTRIAL ECOSYSTEMS & LAND USE**

As with “agriculture” and “biodiversity and species preservation”, this is a broad category encompassing: land purchases and stewardship; national or regional parks; landscape restoration and landscape scale conservation efforts; land use planning; tree planting, forestry and stopping deforestation; and the impacts of mining.

## **TOXICS**

This category covers all the main categories of toxics impacting on the environment and human health: hazardous waste; heavy metals; pesticides; herbicides; radioactive wastes; persistent organic pollutants; household chemicals; other industrial pollutants; and noise pollution.

## **TRADE & FINANCE**

The Trade & Finance category encompasses: work on corporate-led globalization and international trade policy; efforts to reform public financial institutions (such as the World Bank, International Monetary Fund, and Export Credit Agencies); similar work directed at the lending policies of private banks; initiatives around the reduction of developing country debt; and local economic development projects and economic re-localization.

## **TRANSPORTATION**

Transportation includes: all aspects of transportation, including public transport systems; transport planning; policy on aviation; freight; road-building; shipping; alternatives to car use and initiatives like car pools and car clubs; the promotion of cycling and walking; and work on vehicle fuel economy.

# Environmental Grantmaking Strategies

EGA introduced strategies to *Tracking the Field, Volume 3*, for the first time. The following 8 categories have been used to analyze grants. Each grant is coded against the category it fits most closely or marked as undefined. This categorization has been developed in discussion with other environmental funding networks internationally, however, because these discussions did not lead to a confirmed list, this final list and definitions are unique to this report.

## **ADVOCACY / ORGANIZING / MOVEMENT BUILDING**

This is a broad category that is the combination of related strategies. Advocacy / Organizing / Movement Building is used for activities that promote public support, strengthen networking and outreach, build or enhance constituency, generate momentum, build effective leadership, or increase collaboration amongst parties.

## **CAPACITY BUILDING / GENERAL OPERATING**

This category is only for general support grants or grants are that are given to strengthen the grantee as an organization. Grants to enhance a specific program do not fall under this category.

## **COMMUNICATIONS / MEDIA**

Grants that were tagged in this category cover work targeted specifically at generating or influencing media coverage. They also include the creation of a grantees communication tools, such as webcasts or interactive websites.

## **EDUCATION / YOUTH ORGANIZING**

Education grants included both public education and environmental education for children. This category is for coaching or training services of educators, the public, etc. It also includes informational services and experiences for the public and youth specifically, such as science or environmental camps.

## **LITIGATION**

Grants marked litigation focused on legal support and assistance for expert legal counsel.

## **PUBLIC POLICY**

This category is most for grants aimed at the development of standards, improving policy management practices, reforming policy at any level, support for an international agreements, and participation in regulatory processes.

## **RESEARCH: SCIENTIFIC / ENVIRONMENTAL**

This category is used for grants that build a base of knowledge or develop a device. This includes: conducting a study; assessment; investigation; or developing information and jumps in technology.

## **STEWARDSHIP / ACQUISITION / PRESERVATION**

This category is for purchasing space (land, estuaries, etc.) or rights of use to protect land, improve management, restore ecosystems, or eradicate invasive species.



# APPENDIX B: EGA Members by Issue Area

## BIODIVERSITY & SPECIES PRESERVATION

444S Foundation	Johnson Family Foundation	Roy A. Hunt Foundation
Alaska Conservation Foundation	Joyce Foundation	Sacharuna Foundation
An Environmental Trust, Inc.	Julian Price Family Foundation	San Diego Foundation
Animal Welfare Trust	Keith Campbell Foundation for the Environment	San Francisco Foundation
Arntz Family Foundation	Kendeda Fund	Sapelo Foundation
Aveda Corporation	Kohlberg Foundation	Scherman Foundation
Barr Foundation	Kongsgaard-Goldman Foundation	Schmidt Family Foundation
Bella Vista Foundation	Kresge Foundation	Sea Change Foundation
Ben & Jerry's Foundation	Leighty Foundation	Seventh Generation Fund
Blumenthal Foundation	Lemmon Foundation	Singing Field Foundation
Brainerd Foundation	LifeWorks	Sudbury Foundation
Bullitt Foundation	Lillian Goldman Charitable Trust	Surdna Foundation
C.S. Fund	Linden Trust for Conservation	The Christensen Fund
Campion Foundation	Lumpkin Family Foundation	The Endurance Fund
Cedar Tree Foundation	Magnolia Charitable Trust	The Lawrence Foundation
Charles Stewart Mott Foundation	Maki Foundation	The McKnight Foundation
Code Blue Foundation	Margaret A. Cargill Foundation	The Moore Charitable Foundation
Columbia Foundation	Marisla Foundation	The Russell Family Foundation
Compton Foundation	Marpat Foundation	The Summit Charitable Foundation, Inc
Conservation Alliance	McIntosh Foundation	Threshold Foundation
Cornerstone Campaign	Merck Family Fund	Tides Canada
David and Lucile Packard Foundation	Merrill G. and Emita E. Hastings Foundation	Tides Foundation
David Rockefeller Fund	Mitsubishi Corporation Foundation for the Americas	Tiffany & Co. Foundation
Doris Duke Charitable Foundation	New England Biolabs Foundation	Tortuga Foundation
EarthShare	New England Grassroots Environment Fund	Town Creek Foundation
Educational Foundation of America	New Hampshire Charitable Foundation	True North Foundation
Elizabeth B. and Arthur E. Roswell Foundation	New Mexico Community Foundation	Turner Foundation
Elizabeth Ordway Dunn Foundation	New Venture Fund	United Nations Foundation
Energy Foundation	New York Community Trust	Unity Avenue Foundation
Fine Family Foundation	Nina Mason Pulliam Charitable Trust	Wallace Alexander Gerbode Foundation
Fledgling Fund	Oak Foundation	Wallace Genetic Foundation
Flora Family Foundation	Orchard Foundation	Wallace Global Fund
Fred Gellert Family Foundation	Overbrook Foundation	Walton Family Foundation
Frey Foundation	Panta Rhea Foundation	Weeden Foundation
Gaea Foundation	Park Foundation	Wege Foundation
Geraldine R. Dodge Foundation	Patagonia	WestWind Foundation
Germeshausen Foundation	Patrick & Aimee Butler Family Foundation	Whole Systems Foundation
Global Greengrants Fund	Pew Charitable Trusts	Wilburforce Foundation
Gordon and Betty Moore Foundation	Prospect Hill Foundation, Inc.	William and Flora Hewlett Foundation
Great Lakes Fishery Trust	Quixote Foundation	William Penn Foundation
Harder Foundation	Regina Bauer Frankenberg Foundation	Wolfensohn Family Foundation
Hawaii Community Foundation	Richard & Rhoda Goldman Fund	Woodcock Foundation
HKH Foundation	Robert & Patricia Switzer Foundation	Wyss Foundation
Houston Endowment	Rockefeller Brothers Fund	Z. Smith Reynolds Foundation
Island Foundation	Rockefeller Foundation	
Ittleson Foundation	Rockefeller Philanthropy Advisors	
Ivey Foundation		
J. M. Kaplan Fund		
Jessie B. Cox Trust		
JMG Foundation		


**CLIMATE/ATMOSPHERE**

444S Foundation  
 Abell Foundation  
 An Environmental Trust, Inc.  
 Argosy Foundation  
 Arkay Foundation  
 Arntz Family Foundation  
 As You Sow Foundation  
 Barr Foundation  
 Bella Vista Foundation  
 Brainerd Foundation  
 Bullitt Foundation  
 Cedar Tree Foundation  
 Charles Evans Hughes Memorial Foundation  
 Charles Stewart Mott Foundation  
 Clarence E. Heller Charitable Foundation  
 ClimateWorks Foundation  
 Columbia Foundation  
 Compton Foundation  
 David and Lucile Packard Foundation  
 David Rockefeller Fund  
 Doris Duke Charitable Foundation  
 EarthShare  
 Educational Foundation of America  
 Emily Hall Tremaine Foundation  
 Energy Foundation  
 Fledgling Fund  
 Flora Family Foundation  
 Ford Foundation  
 Fred Gellert Family Foundation  
 Garfield Foundation  
 Global Greengrants Fund  
 Gordon and Betty Moore Foundation  
 Growald Family Fund  
 Harder Foundation  
 Heinrich Boell Foundation  
 Houston Endowment  
 Ittleson Foundation  
 Ivey Foundation  
 Jessie B. Cox Trust  
 Jessie Smith Noyes Foundation  
 JMG Foundation  
 Johnson Family Foundation  
 Joyce Foundation  
 Julian Price Family Foundation  
 Keith Campbell Foundation for the Environment  
 Kendeda Fund  
 Kohlberg Foundation  
 Kongsgaard-Goldman Foundation  
 Kresge Foundation  
 Leighty Foundation  
 Lemmon Foundation  
 Liberty Hill Foundation  
 Libra Foundation  
 Linden Trust for Conservation  
 Magnolia Charitable Trust  
 Maki Foundation  
 Margaret A. Cargill Foundation  
 Marisla Foundation  
 Marpat Foundation  
 Merck Family Fund  
 Mertz Gilmore Foundation  
 Mitchell Kapor Foundation  
 Nathan Cummings Foundation  
 New England Biolabs Foundation  
 New England Grassroots Environment Fund  
 New Hampshire Charitable Foundation  
 New York Community Trust  
 Nina Mason Pulliam Charitable Trust  
 Oak Foundation  
 Oram Foundation  
 Orchard Foundation  
 Overbrook Foundation  
 Park Foundation  
 Patagonia  
 Pew Charitable Trusts  
 Polden Puckham Charitable Foundation  
 Prospect Hill Foundation, Inc.  
 Quixote Foundation  
 Richard & Rhoda Goldman Fund  
 Robert & Patricia Switzer Foundation  
 Robert Sterling Clark Foundation  
 Rockefeller Brothers Fund  
 Rockefeller Family Fund  
 Rockefeller Foundation  
 Rockefeller Philanthropy Advisors  
 Roy A. Hunt Foundation  
 Sacharuna Foundation  
 San Diego Foundation  
 San Francisco Foundation  
 Sapelo Foundation  
 Scherman Foundation  
 Schmidt Family Foundation  
 Sea Change Foundation  
 Solidago Foundation  
 Surdna Foundation  
 The California Wellness Foundation  
 The Christensen Fund  
 The Lia Fund  
 The McKnight Foundation  
 The Moore Charitable Foundation  
 Threshold Foundation  
 Tides Foundation  
 Tortuga Foundation  
 Town Creek Foundation  
 Turner Foundation  
 United Nations Foundation  
 Vervane Foundation  
 Wallace Genetic Foundation  
 Wallace Global Fund  
 Wege Foundation  
 WestWind Foundation  
 Whole Systems Foundation  
 Wilburforce Foundation  
 William and Flora Hewlett Foundation  
 William Penn Foundation  
 Wolfensohn Family Foundation  
 Z. Smith Reynolds Foundation



## COASTAL & MARINE ECOSYSTEMS

444S Foundation  
Alaska Conservation Foundation  
An Environmental Trust, Inc.  
Animal Welfare Trust  
Argosy Foundation  
Arntz Family Foundation  
As You Sow Foundation  
Aveda Corporation  
Barr Foundation  
Ben & Jerry's Foundation  
Blumenthal Foundation  
Brainerd Foundation  
Bullitt Foundation  
Campion Foundation  
Cedar Tree Foundation  
Charles Stewart Mott Foundation  
ClimateWorks Foundation  
Code Blue Foundation  
Conservation Alliance  
CrossCurrents Foundation  
David and Lucile Packard Foundation  
David Rockefeller Fund  
Doris Duke Charitable Foundation  
Dylan Todd Simonds Foundation  
EarthShare  
Educational Foundation of America  
Elizabeth Ordway Dunn Foundation  
Fledgling Fund  
Flora Family Foundation  
Fred Gellert Family Foundation  
Gaea Foundation  
Geraldine R. Dodge Foundation  
Germeshausen Foundation  
Global Greengrants Fund  
Gordon and Betty Moore Foundation  
Great Lakes Fishery Trust  
Harder Foundation  
Hawaii Community Foundation  
Houston Endowment  
Island Foundation  
Ittleson Foundation  
J. M. Kaplan Fund  
Jenifer Altman Foundation  
Jessie B. Cox Trust  
Jessie Smith Noyes Foundation  
JMG Foundation  
Johnson Family Foundation  
Julian Price Family Foundation  
Keith Campbell Foundation for the Environment  
Kendeda Fund  
Kohlberg Foundation  
Kongsgaard-Goldman Foundation  
Kresge Foundation  
Leighty Foundation  
Libra Foundation  
Magnolia Charitable Trust  
Maki Foundation  
Margaret A. Cargill Foundation  
Marisla Foundation  
Marpat Foundation  
McIntosh Foundation  
Mitsubishi Corporation Foundation for the Americas  
New England Biolabs Foundation  
New England Grassroots Environment Fund  
New Hampshire Charitable Foundation  
New York Community Trust  
Oak Foundation  
Orchard Foundation  
Orton Family Foundation  
Panta Rhea Foundation  
Park Foundation  
Patagonia  
Pew Charitable Trusts  
Prospect Hill Foundation, Inc.  
Richard & Rhoda Goldman Fund  
Robert & Patricia Switzer Foundation  
Rockefeller Brothers Fund  
Rockefeller Foundation  
Rockefeller Philanthropy Advisors  
Roy A. Hunt Foundation  
Sacharuna Foundation  
San Diego Foundation  
San Francisco Foundation  
Sapelo Foundation  
Scherman Foundation  
Schmidt Family Foundation  
Singing Field Foundation  
Sudbury Foundation  
Surdna Foundation  
The Christensen Fund  
The Endurance Fund  
The Lawrence Foundation  
The Lia Fund  
The McKnight Foundation  
The Moore Charitable Foundation  
The Russell Family Foundation  
The Summit Charitable Foundation, Inc.  
Threshold Foundation  
Tides Canada  
Tides Foundation  
Tiffany & Co. Foundation  
Tortuga Foundation  
Town Creek Foundation  
True North Foundation  
Turner Foundation  
Unity Avenue Foundation  
Wallace Alexander Gerbode Foundation  
Wallace Genetic Foundation  
Wallace Global Fund  
Walton Family Foundation  
Weeden Foundation  
Wege Foundation  
WestWind Foundation  
Whole Systems Foundation  
Wilburforce Foundation  
William and Flora Hewlett Foundation  
William Penn Foundation  
Wolfensohn Family Foundation  
Z. Smith Reynolds Foundation



## ENERGY

Abell Foundation  
Alaska Conservation Foundation  
An Environmental Trust, Inc.  
Argosy Foundation  
Arkay Foundation  
Arntz Family Foundation  
As You Sow Foundation  
Barr Foundation  
Beatrice R. & Joseph A. Coleman Foundation  
Ben & Jerry's Foundation  
Benwood Foundation, Inc.  
Blue Cross Blue Shield of Minnesota  
Blumenthal Foundation  
Bullitt Foundation  
Charles Evans Hughes Memorial Foundation  
Charles Stewart Mott Foundation  
Clarence E. Heller Charitable Foundation  
ClimateWorks Foundation  
Compton Foundation  
Conservation Alliance  
David and Lucile Packard Foundation  
David Rockefeller Fund  
Doris Duke Charitable Foundation  
EarthShare  
Educational Foundation of America  
Elizabeth B. and Arthur E. Roswell Foundation  
Elizabeth Ordway Dunn Foundation  
Emily Hall Tremain Foundation  
Energy Foundation  
Flora Family Foundation  
Fred Gellert Family Foundation  
French American Charitable Trust (FACTS services)  
Garfield Foundation  
Global Greengrants Fund  
Gordon and Betty Moore Foundation  
Growald Family Fund  
Harder Foundation  
Harris and Frances Block Foundation  
Hawaii Community Foundation  
Heinrich Boell Foundation  
High Meadows Fund  
Houston Endowment  
Island Foundation  
Ivey Foundation  
Jessie B. Cox Trust  
Jessie Smith Noyes Foundation  
JMG Foundation  
Johnson Family Foundation  
Joyce Foundation  
Julian Price Family Foundation  
Keith Campbell Foundation for the Environment  
Kendeda Fund  
Kohlberg Foundation  
Kresge Foundation  
Lannan Foundation  
Leighty Foundation  
Libra Foundation  
Lumpkin Family Foundation  
Magnolia Charitable Trust  
Maki Foundation  
Margaret A. Cargill Foundation  
Marisla Foundation  
Marpat Foundation  
Maverick Lloyd Foundation  
Merck Family Fund  
Mertz Gilmore Foundation  
Mitchell Kapor Foundation  
Nathan Cummings Foundation  
New England Grassroots Environment Fund  
New Hampshire Charitable Foundation  
New Mexico Community Foundation  
New Venture Fund  
New York Community Trust  
Nina Mason Pulliam Charitable Trust  
Oak Foundation  
Overbrook Foundation  
Panta Rhea Foundation  
Park Foundation  
Patagonia  
Patrick & Aimee Butler Family Foundation  
Pew Charitable Trusts  
Polden Puckham Charitable Foundation  
Prospect Hill Foundation, Inc.  
Richard & Rhoda Goldman Fund  
Robert & Patricia Switzer Foundation  
Rockefeller Brothers Fund  
Rockefeller Family Fund  
Rockefeller Foundation  
Rockefeller Philanthropy Advisors  
Roy A. Hunt Foundation  
San Francisco Foundation  
Sapelo Foundation  
Scherman Foundation  
Schmidt Family Foundation  
Sea Change Foundation  
Solidago Foundation  
Surdna Foundation  
The Lia Fund  
The McKnight Foundation  
The Moore Charitable Foundation  
The Russell Family Foundation  
Threshold Foundation  
Tides Canada  
Tides Foundation  
Tortuga Foundation  
Town Creek Foundation  
True North Foundation  
Turner Foundation  
Unitarian Universalist Veatch Program at Shelter Rock  
United Nations Foundation  
Unity Avenue Foundation  
Wallace Genetic Foundation  
Wallace Global Fund  
Weeden Foundation  
Wege Foundation  
WestWind Foundation  
Whole Systems Foundation  
Wilburforce Foundation  
William and Flora Hewlett Foundation  
William Penn Foundation  
Wolfensohn Family Foundation  
Wyss Foundation  
Z. Smith Reynolds Foundation



## ENVIRONMENTAL HEALTH

Abell Foundation  
An Environmental Trust, Inc.  
Arntz Family Foundation  
As You Sow Foundation  
Barr Foundation  
Bauman Foundation  
Beatrice R. & Joseph A. Coleman Foundation  
Ben & Jerry's Foundation  
Benwood Foundation, Inc.  
Blue Cross Blue Shield of Minnesota  
Blumenthal Foundation  
Brico Fund  
C.S. Fund  
Campion Foundation  
Cedar Tree Foundation  
Charles Stewart Mott Foundation  
Clarence E. Heller Charitable Foundation  
Columbia Foundation  
Compton Foundation  
CrossCurrents Foundation  
David and Lucile Packard Foundation  
David Rockefeller Fund  
Dylan Todd Simonds Foundation  
EarthShare  
Educational Foundation of America  
Elizabeth B. and Arthur E. Roswell Foundation  
Elizabeth Ordway Dunn Foundation  
Energy Foundation  
Fine Family Foundation  
Flora Family Foundation  
Fred Gellert Family Foundation  
French American Charitable Trust (FACTS services)  
Gaea Foundation  
Garfield Foundation  
Geraldine R. Dodge Foundation  
Global Greengrants Fund  
Harris and Frances Block Foundation  
Houston Endowment  
Island Foundation

J. M. Kaplan Fund  
Jenifer Altman Foundation  
Jessie Smith Noyes Foundation  
JMG Foundation  
Johnson Family Foundation  
Joyce Foundation  
Julian Price Family Foundation  
Keith Campbell Foundation for the Environment  
Kendeda Fund  
Kresge Foundation  
Lawson Valentine Foundation  
Leighty Foundation  
Liberty Hill Foundation  
Libra Foundation  
Lumpkin Family Foundation  
Magnolia Charitable Trust  
Margaret A. Cargill Foundation  
Marisla Foundation  
McIntosh Foundation  
Mitchell Kapor Foundation  
Nathan Cummings Foundation  
National Environmental Education Foundation  
New England Biolabs Foundation  
New England Grassroots Environment Fund  
New Hampshire Charitable Foundation  
New York Community Trust  
Nina Mason Pulliam Charitable Trust  
Oak Foundation  
Oram Foundation  
Overbrook Foundation  
Panta Rhea Foundation  
Park Foundation  
Passport Foundation  
Patrick & Aimee Butler Family Foundation  
Penney Family Fund  
Polden Puckham Charitable Foundation  
Prospect Hill Foundation, Inc.  
Quixote Foundation

Richard & Rhoda Goldman Fund  
Robert & Patricia Switzer Foundation  
Robert Sterling Clark Foundation  
Rockefeller Brothers Fund  
Rockefeller Foundation  
Rockefeller Philanthropy Advisors  
Roy A. Hunt Foundation  
San Diego Foundation  
San Francisco Foundation  
Sapelo Foundation  
Scherman Foundation  
Schmidt Family Foundation  
Seventh Generation Fund  
Singing Field Foundation  
Solidago Foundation  
Surdna Foundation  
The California Wellness Foundation  
The Christensen Fund  
The Lawrence Foundation  
The Lia Fund  
The Russell Family Foundation  
Threshold Foundation  
Tides Canada  
Tides Foundation  
Tortuga Foundation  
Town Creek Foundation  
True North Foundation  
Turner Foundation  
Unitarian Universalist Veatch Program at Shelter Rock  
Unity Avenue Foundation  
Wallace Genetic Foundation  
Wallace Global Fund  
WestWind Foundation  
William and Flora Hewlett Foundation  
Women's Foundation of California  
Z. Smith Reynolds Foundation


**ENVIRONMENTAL JUSTICE**

As You Sow Foundation  
 Barr Foundation  
 Ben & Jerry's Foundation  
 Cedar Tree Foundation  
 Charles Stewart Mott Foundation  
 Clarence E. Heller Charitable Foundation  
 Common Counsel Foundation  
 Cornerstone Campaign  
 CrossCurrents Foundation  
 David and Lucile Packard Foundation  
 EarthShare  
 Educational Foundation of America  
 Ford Foundation  
 Fred Gellert Family Foundation  
 French American Charitable Trust (FACTS services)  
 Gaia Fund  
 Geraldine R. Dodge Foundation  
 Global Greengrants Fund  
 Harris and Frances Block Foundation  
 Houston Endowment  
 Island Foundation  
 Ittleson Foundation  
 Jessie B. Cox Trust  
 Jessie Smith Noyes Foundation  
 Johnson Family Foundation  
 Julian Price Family Foundation  
 Keith Campbell Foundation for the Environment  
 Kendeda Fund  
 Lawson Valentine Foundation  
 Leighty Foundation  
 Liberty Hill Foundation  
 Libra Foundation  
 Maki Foundation  
 Margaret A. Cargill Foundation  
 Marisla Foundation  
 McIntosh Foundation  
 Merck Family Fund  
 Merrill G. and Erita E. Hastings Foundation  
 Nathan Cummings Foundation  
 New England Biolabs Foundation  
 New England Grassroots Environment Fund  
 New York Community Trust  
 Nina Mason Pulliam Charitable Trust  
 Overbrook Foundation  
 Panta Rhea Foundation  
 Park Foundation  
 Patrick & Aimee Butler Family Foundation  
 Penney Family Fund  
 Polden Puckham Charitable Foundation  
 Richard & Rhoda Goldman Fund  
 Rockefeller Family Fund  
 Rockefeller Philanthropy Advisors  
 San Francisco Foundation  
 Scherman Foundation  
 Seventh Generation Fund  
 Solidago Foundation  
 Surdna Foundation  
 The California Wellness Foundation  
 The Lia Fund  
 Threshold Foundation  
 Tides Canada  
 Tides Foundation  
 Tiffany & Co. Foundation  
 Town Creek Foundation  
 True North Foundation  
 Turner Foundation  
 Unitarian Universalist Veatch Program at Shelter Rock  
 United Nations Foundation  
 Wallace Alexander Gerbode Foundation  
 Wallace Global Fund  
 Weeden Foundation  
 WestWind Foundation  
 Wilburforce Foundation  
 William and Flora Hewlett Foundation  
 Women's Foundation of California  
 Z. Smith Reynolds Foundation



## FRESH WATER / INLAND WATER ECOSYSTEMS

444S Foundation  
Abell Foundation  
Alaska Conservation Foundation  
Americana Foundation  
An Environmental Trust, Inc.  
Argosy Foundation  
Arntz Family Foundation  
As You Sow Foundation  
Aveda Corporation  
Barr Foundation  
Bauman Foundation  
Bella Vista Foundation  
Ben & Jerry's Foundation  
Blumenthal Foundation  
Bradshaw-Knight Foundation  
Brainerd Foundation  
Brico Fund  
Bullitt Foundation  
C.S. Fund  
Campion Foundation  
Cedar Tree Foundation  
Charles Stewart Mott Foundation  
Code Blue Foundation  
Columbia Foundation  
Compton Foundation  
Conservation Alliance  
CrossCurrents Foundation  
David and Lucile Packard Foundation  
David Rockefeller Fund  
Doris Duke Charitable Foundation  
Dylan Todd Simonds Foundation  
EarthShare  
Educational Foundation of America  
Elizabeth B. and Arthur E. Roswell Foundation  
Elizabeth Ordway Dunn Foundation  
Energy Foundation  
Fledgling Fund  
Flora Family Foundation  
Fred Gellert Family Foundation  
Frey Foundation  
Gaia Fund  
Garfield Foundation  
Geraldine R. Dodge Foundation  
Germeshausen Foundation  
Global Greengrants Fund  
Gordon and Betty Moore Foundation  
Great Lakes Fishery Trust  
Harder Foundation  
Harris and Frances Block Foundation  
Heinrich Boell Foundation  
High Meadows Fund  
Houston Endowment  
Island Foundation  
Ivey Foundation  
J. M. Kaplan Fund  
Jessie B. Cox Trust  
Joyce Foundation  
Julian Price Family Foundation  
Keith Campbell Foundation for the Environment  
Kendeda Fund  
Kohlberg Foundation  
Kongsgaard-Goldman Foundation  
Kresge Foundation  
Lannan Foundation  
Lawson Valentine Foundation  
Leighty Foundation  
Liberty Hill Foundation  
Libra Foundation  
Linden Trust for Conservation  
Lumpkin Family Foundation  
Magnolia Charitable Trust  
Maki Foundation  
Margaret A. Cargill Foundation  
Marisla Foundation  
Marpat Foundation  
Merck Family Fund  
Merrill G. and Emita E. Hastings Foundation  
Mertz Gilmore Foundation  
Mitsubishi Corporation Foundation for the Americas  
New England Biolabs Foundation  
New England Grassroots Environment Fund  
New Hampshire Charitable Foundation  
New Mexico Community Foundation  
New York Community Trust  
Nina Mason Pulliam Charitable Trust  
Orchard Foundation  
Overbrook Foundation  
Panta Rhea Foundation  
Park Foundation  
Passport Foundation  
Patagonia  
Patrick & Aimee Butler Family Foundation  
Pew Charitable Trusts  
Prospect Hill Foundation, Inc.  
Richard & Rhoda Goldman Fund  
Robert & Patricia Switzer Foundation  
Rockefeller Brothers Fund  
Rockefeller Foundation  
Rockefeller Philanthropy Advisors  
Roy A. Hunt Foundation  
Sacharuna Foundation  
San Diego Foundation  
San Francisco Foundation  
Sapelo Foundation  
Scherman Foundation  
Seventh Generation Fund  
Singing Field Foundation  
Solidago Foundation  
Sudbury Foundation  
The California Wellness Foundation  
The Christensen Fund  
The Endurance Fund  
The Lawrence Foundation  
The McKnight Foundation  
The Moore Charitable Foundation  
The Russell Family Foundation  
The Summit Charitable Foundation, Inc  
Tides Canada  
Tides Foundation  
Tiffany & Co. Foundation  
Tortuga Foundation  
Town Creek Foundation  
True North Foundation  
Turner Foundation  
Unity Avenue Foundation  
Vervane Foundation  
Wallace Genetic Foundation  
Wallace Global Fund  
Walton Family Foundation  
Weeden Foundation  
Wege Foundation  
WestWind Foundation  
Wilburforce Foundation  
William and Flora Hewlett Foundation  
William Penn Foundation  
Women's Foundation of California  
Wyss Foundation  
Z. Smith Reynolds Foundation



## INDIGENOUS POPULATIONS / COMMUNITIES

Alaska Conservation Foundation  
 Arkay Foundation  
 Aveda Corporation  
 Bella Vista Foundation  
 Blue Cross Blue Shield of Minnesota  
 Bullitt Foundation  
 C.S. Fund  
 Charles Stewart Mott Foundation  
 Common Counsel Foundation  
 Compton Foundation  
 Conservation Alliance  
 David and Lucile Packard Foundation  
 EarthShare  
 Educational Foundation of America  
 Elizabeth Ordway Dunn Foundation  
 Flora Family Foundation  
 Ford Foundation  
 Garfield Foundation  
 Global Greengrants Fund

Gordon and Betty Moore Foundation  
 Great Lakes Fishery Trust  
 Hawaii Community Foundation  
 J. M. Kaplan Fund  
 Jessie Smith Noyes Foundation  
 JMG Foundation  
 Lannan Foundation  
 Margaret A. Cargill Foundation  
 Merrill G. and Erita E. Hastings Foundation  
 Mitsubishi Corporation Foundation for the Americas  
 New England Biolabs Foundation  
 New England Grassroots Environment Fund  
 Nina Mason Pulliam Charitable Trust  
 Oak Foundation  
 Overbrook Foundation  
 Panta Rhea Foundation  
 Rockefeller Brothers Fund

Rockefeller Philanthropy Advisors  
 Roy A. Hunt Foundation  
 San Diego Foundation  
 Seventh Generation Fund  
 The California Wellness Foundation  
 The Christensen Fund  
 The Lia Fund  
 The McKnight Foundation  
 The Moore Charitable Foundation  
 Threshold Foundation  
 Tides Foundation  
 Unitarian Universalist Veatch Program at Shelter Rock  
 Vervane Foundation  
 Wallace Genetic Foundation  
 Wallace Global Fund  
 Weeden Foundation  
 Women's Foundation of California



## MATERIAL CONSUMPTION & WASTE MANAGEMENT

As You Sow Foundation  
 Barr Foundation  
 Ben & Jerry's Foundation  
 Bullitt Foundation  
 Charles Evans Hughes Memorial Foundation  
 Clarence E. Heller Charitable Foundation  
 Compton Foundation  
 David and Lucile Packard Foundation  
 Educational Foundation of America  
 Elizabeth B. and Arthur E. Roswell Foundation  
 Elizabeth Ordway Dunn Foundation  
 Energy Foundation  
 Flora Family Foundation  
 Fred Gellert Family Foundation  
 Gaea Foundation  
 Garfield Foundation  
 Global Greengrants Fund  
 Harris and Frances Block Foundation  
 Houston Endowment  
 Ivey Foundation

Jessie B. Cox Trust  
 Johnson Family Foundation  
 Joyce Foundation  
 Keith Campbell Foundation for the Environment  
 Kendeda Fund  
 Kongsgaard-Goldman Foundation  
 Margaret A. Cargill Foundation  
 Marisla Foundation  
 Marpat Foundation  
 Maverick Lloyd Foundation  
 Merck Family Fund  
 Mertz Gilmore Foundation  
 New England Grassroots Environment Fund  
 New York Community Trust  
 Nina Mason Pulliam Charitable Trust  
 Oak Foundation  
 Orchard Foundation  
 Overbrook Foundation  
 Park Foundation  
 Patrick & Aimee Butler Family Foundation

Richard & Rhoda Goldman Fund  
 Rockefeller Family Fund  
 Roy A. Hunt Foundation  
 San Francisco Foundation  
 Sapelo Foundation  
 Surdna Foundation  
 The Lawrence Foundation  
 The McKnight Foundation  
 The Russell Family Foundation  
 Tides Foundation  
 Town Creek Foundation  
 Turner Foundation  
 Wallace Genetic Foundation  
 Wallace Global Fund  
 Walton Family Foundation  
 Weeden Foundation  
 WestWind Foundation  
 Whole Systems Foundation  
 William Penn Foundation





## POPULATION

David and Lucile Packard Foundation  
Ford Foundation  
Mitchell Kapor Foundation

New York Community Trust  
Tides Foundation  
Wallace Global Fund

Weeden Foundation  
William and Flora Hewlett Foundation



## SUSTAINABLE AGRICULTURE & FOOD SYSTEMS

Abell Foundation  
Americana Foundation  
Animal Welfare Trust  
Arntz Family Foundation  
As You Sow Foundation  
Aveda Corporation  
Ben & Jerry's Foundation  
Benwood Foundation, Inc.  
Blue Cross Blue Shield of Minnesota  
Bradshaw-Knight Foundation  
Brico Fund  
Bullitt Foundation  
C.S. Fund  
Cedar Tree Foundation  
Charles Stewart Mott Foundation  
Clarence E. Heller Charitable Foundation  
Columbia Foundation  
Compton Foundation  
Cornerstone Campaign  
David and Lucile Packard Foundation  
Doris Duke Charitable Foundation  
EarthShare  
Educational Foundation of America  
Elizabeth B. and Arthur E. Roswell Foundation  
Endswell Foundation  
Energy Foundation  
Flora Family Foundation  
Ford Foundation  
Fred Gellert Family Foundation  
Frey Foundation  
Gaia Fund  
Garfield Foundation  
Geraldine R. Dodge Foundation  
Global Greengrants Fund  
Great Lakes Fishery Trust  
Harris and Frances Block Foundation  
Hawaii Community Foundation  
Heinrich Boell Foundation  
High Meadows Fund

HKH Foundation  
Island Foundation  
Ittleson Foundation  
J. M. Kaplan Fund  
Jessie Smith Noyes Foundation  
JMG Foundation  
Johnson Family Foundation  
Joyce Foundation  
Julian Price Family Foundation  
Keith Campbell Foundation for the Environment  
Kendeda Fund  
Kohlberg Foundation  
Kresge Foundation  
Lannan Foundation  
Lawson Valentine Foundation  
Leighty Foundation  
Lemmon Foundation  
Libra Foundation  
Lillian Goldman Charitable Trust  
Lumpkin Family Foundation  
Margaret A. Cargill Foundation  
Marisla Foundation  
Marpat Foundation  
Maverick Lloyd Foundation  
Merck Family Fund  
Mitchell Kapor Foundation  
Mitsubishi Corporation Foundation for the Americas  
New England Biolabs Foundation  
New England Grassroots Environment Fund  
New Hampshire Charitable Foundation  
New Mexico Community Foundation  
New York Community Trust  
Oak Foundation  
Oram Foundation  
Panta Rhea Foundation  
Park Foundation  
Patagonia  
Patrick & Aimee Butler Family

Foundation  
Penney Family Fund  
Polden Puckham Charitable Foundation  
Quixote Foundation  
Richard & Rhoda Goldman Fund  
Robert & Patricia Switzer Foundation  
Rockefeller Foundation  
Rockefeller Philanthropy Advisors  
Roy A. Hunt Foundation  
San Diego Foundation  
San Francisco Foundation  
Scherman Foundation  
Schmidt Family Foundation  
Seventh Generation Fund  
Solidago Foundation  
The Christensen Fund  
The Endurance Fund  
The Lawrence Foundation  
The Lia Fund  
The McKnight Foundation  
The Moore Charitable Foundation  
The Russell Family Foundation  
Threshold Foundation  
Tides Canada  
Tides Foundation  
Tortuga Foundation  
Town Creek Foundation  
True North Foundation  
Turner Foundation  
Unitarian Universalist Veatch Program at Shelter Rock  
Unity Avenue Foundation  
Vervane Foundation  
Wallace Genetic Foundation  
Wallace Global Fund  
Walton Family Foundation  
William Penn Foundation  
Women's Foundation of California  
Woodcock Foundation  
Z. Smith Reynolds Foundation


**SUSTAINABLE COMMUNITIES**

444S Foundation  
 Abell Foundation  
 Alaska Conservation Foundation  
 Americana Foundation  
 Andrea and Charles Bronfman Philanthropies Inc.  
 Animal Welfare Trust  
 Argosy Foundation  
 Arntz Family Foundation  
 As You Sow Foundation  
 Aveda Corporation  
 Barr Foundation  
 Ben & Jerry's Foundation  
 Benwood Foundation, Inc.  
 Blue Cross Blue Shield of Minnesota  
 Blumenthal Foundation  
 Bradshaw-Knight Foundation  
 Brainerd Foundation  
 Brico Fund  
 Bullitt Foundation  
 C.S. Fund  
 Cedar Tree Foundation  
 Charles Evans Hughes Memorial Foundation  
 Charles Stewart Mott Foundation  
 Clarence E. Heller Charitable Foundation  
 Columbia Foundation  
 Common Counsel Foundation  
 Compton Foundation  
 Cornerstone Campaign  
 CrossCurrents Foundation  
 David and Lucile Packard Foundation  
 David Rockefeller Fund  
 Doris Duke Charitable Foundation  
 EarthShare  
 Educational Foundation of America  
 Elizabeth B. and Arthur E. Roswell Foundation  
 Elizabeth Ordway Dunn Foundation  
 Energy Foundation  
 Enlyst Fund  
 Fledgling Fund  
 Ford Foundation  
 Fred Gellert Family Foundation  
 French American Charitable Trust (FACTS services)  
 Gaea Foundation  
 Gaia Fund  
 Garfield Foundation  
 Geraldine R. Dodge Foundation  
 Global Greengrants Fund  
 Gordon and Betty Moore Foundation  
 Harris and Frances Block Foundation  
 Hawaii Community Foundation  
 High Meadows Fund  
 Houston Endowment  
 Island Foundation  
 Ittleson Foundation  
 Ivey Foundation  
 J. M. Kaplan Fund  
 Jenifer Altman Foundation  
 Jessie B. Cox Trust  
 Jessie Smith Noyes Foundation  
 Johnson Family Foundation  
 Joyce Foundation  
 Keith Campbell Foundation for the Environment  
 Kendeda Fund  
 Kohlberg Foundation  
 Kongsgaard-Goldman Foundation  
 Kresge Foundation  
 Lannan Foundation  
 Lawson Valentine Foundation  
 Leighty Foundation  
 Libra Foundation  
 LifeWorks  
 Lumpkin Family Foundation  
 Magnolia Charitable Trust  
 Margaret A. Cargill Foundation  
 Marisla Foundation  
 Marpat Foundation  
 Maverick Lloyd Foundation  
 Merck Family Fund  
 Merrill G. and Erita E. Hastings Foundation  
 Mertz Gilmore Foundation  
 Mitchell Kapor Foundation  
 Nathan Cummings Foundation  
 New England Biolabs Foundation  
 New England Grassroots Environment Fund  
 New Hampshire Charitable Foundation  
 New Mexico Community Foundation  
 New York Community Trust  
 Nina Mason Pulliam Charitable Trust  
 Oak Foundation  
 Oram Foundation  
 Orton Family Foundation  
 Overbrook Foundation  
 Panta Rhea Foundation  
 Park Foundation  
 Patagonia  
 Patrick & Aimee Butler Family Foundation  
 Penney Family Fund  
 Polden Puckham Charitable Foundation  
 Prospect Hill Foundation, Inc.  
 Quixote Foundation  
 Richard & Rhoda Goldman Fund  
 Robert & Patricia Switzer Foundation  
 Robert Sterling Clark Foundation  
 Rockefeller Brothers Fund  
 Rockefeller Foundation  
 Rockefeller Philanthropy Advisors  
 Roy A. Hunt Foundation  
 Sacharuna Foundation  
 San Diego Foundation  
 San Francisco Foundation  
 Scherman Foundation  
 Schmidt Family Foundation  
 Seventh Generation Fund  
 Singing Field Foundation  
 Solidago Foundation  
 Surdna Foundation  
 The Christensen Fund  
 The Endurance Fund  
 The Lawrence Foundation  
 The Lia Fund  
 The McKnight Foundation  
 The Moore Charitable Foundation  
 The Russell Family Foundation  
 The Summit Charitable Foundation, Inc.  
 Threshold Foundation  
 Tides Canada  
 Tides Foundation  
 Tiffany & Co. Foundation  
 Tortuga Foundation  
 Town Creek Foundation  
 True North Foundation  
 Turner Foundation  
 Unitarian Universalist Veatch Program at Shelter Rock  
 Vervane Foundation  
 Wallace Alexander Gerbode Foundation  
 Wallace Genetic Foundation  
 Wallace Global Fund  
 Walton Family Foundation  
 Weeden Foundation  
 Wege Foundation  
 Wilburforce Foundation  
 William and Flora Hewlett Foundation  
 William Penn Foundation  
 Wyss Foundation  
 Z. Smith Reynolds Foundation



## TERRESTRIAL ECOSYSTEMS & LAND-USE

444S Foundation  
Abell Foundation  
Alaska Conservation Foundation  
Americana Foundation  
An Environmental Trust, Inc.  
Andrea and Charles Bronfman Philanthropies Inc.  
Argosy Foundation  
Arkay Foundation  
Arntz Family Foundation  
As You Sow Foundation  
Aveda Corporation  
Barr Foundation  
Bella Vista Foundation  
Ben & Jerry's Foundation  
Benwood Foundation, Inc.  
Blumenthal Foundation  
Bradshaw-Knight Foundation  
Brainerd Foundation  
Brico Fund  
Bullitt Foundation  
Campion Foundation  
Cedar Tree Foundation  
Charles Evans Hughes Memorial Foundation  
Charles Stewart Mott Foundation  
Clarence E. Heller Charitable Foundation  
Code Blue Foundation  
Columbia Foundation  
Common Counsel Foundation  
Compton Foundation  
Conservation Alliance  
CrossCurrents Foundation  
David and Lucile Packard Foundation  
David Rockefeller Fund  
Doris Duke Charitable Foundation  
EarthShare  
Educational Foundation of America  
Elizabeth B. and Arthur E. Roswell Foundation  
Elizabeth Ordway Dunn Foundation  
Endswell Foundation  
Energy Foundation  
Fine Family Foundation  
Fledgling Fund  
Flora Family Foundation  
Ford Foundation  
Fred Gellert Family Foundation  
Frey Foundation  
Gaea Foundation  
Gaia Fund  
Garfield Foundation  
General Service Foundation  
Geraldine R. Dodge Foundation  
Germeshausen Foundation  
Global Greengrants Fund  
Gordon and Betty Moore Foundation  
Great Lakes Fishery Trust  
Harder Foundation  
Harris and Frances Block Foundation  
Hawaii Community Foundation  
High Meadows Fund  
HKH Foundation  
Houston Endowment  
Island Foundation  
Ittleson Foundation  
Ivey Foundation  
J. M. Kaplan Fund  
Jessie B. Cox Trust  
Jessie Smith Noyes Foundation  
JMG Foundation  
Johnson Family Foundation  
Joyce Foundation  
Julian Price Family Foundation  
Keith Campbell Foundation for the Environment  
Kendeda Fund  
Kohlberg Foundation  
Kongsgaard-Goldman Foundation  
Kresge Foundation  
Lannan Foundation  
Leighty Foundation  
Liberty Hill Foundation  
Libra Foundation  
LifeWorks  
Lillian Goldman Charitable Trust  
Linden Trust for Conservation  
Lumpkin Family Foundation  
Magnolia Charitable Trust  
Maki Foundation  
Margaret A. Cargill Foundation  
Marisla Foundation  
Marpat Foundation  
Maverick Lloyd Foundation  
McIntosh Foundation  
Merck Family Fund  
Merrill G. and Emita E. Hastings Foundation  
Mitsubishi Corporation Foundation for the Americas  
New England Biolabs Foundation  
New England Grassroots Environment Fund  
New Hampshire Charitable Foundation  
New Mexico Community Foundation  
New Venture Fund  
New York Community Trust  
Nina Mason Pulliam Charitable Trust  
Oak Foundation  
Oram Foundation  
Orchard Foundation  
Overbrook Foundation  
Panta Rhea Foundation  
Park Foundation  
Patagonia  
Patrick & Aimee Butler Family Foundation  
Pew Charitable Trusts  
Polden Puckham Charitable Foundation  
Prospect Hill Foundation, Inc.  
Quixote Foundation  
Regina Bauer Frankenberg Foundation  
Richard & Rhoda Goldman Fund  
Robert & Patricia Switzer Foundation  
Rockefeller Brothers Fund  
Rockefeller Foundation  
Rockefeller Philanthropy Advisors  
Roy A. Hunt Foundation  
Sacharuna Foundation  
San Diego Foundation  
San Francisco Foundation  
Sapelo Foundation  
Scherman Foundation  
Seventh Generation Fund  
Surdna Foundation  
The Christensen Fund  
The Endurance Fund  
The Lawrence Foundation  
The Lia Fund  
The McKnight Foundation  
The Moore Charitable Foundation  
The Russell Family Foundation  
The Summit Charitable Foundation, Inc  
Threshold Foundation  
Tides Canada  
Tides Foundation

**TERRESTRIAL ECOSYSTEMS & LAND-USE — continued**

Tiffany & Co. Foundation	Wallace Alexander Gerbode Foundation	Whole Systems Foundation
Tortuga Foundation	Wallace Genetic Foundation	Wilburforce Foundation
Town Creek Foundation	Wallace Global Fund	William and Flora Hewlett Foundation
True North Foundation	Walton Family Foundation	William Penn Foundation
Turner Foundation	Weeden Foundation	Woodcock Foundation
Unitarian Universalist Veatch Program at Shelter Rock	Wege Foundation	Wyss Foundation
Vervane Foundation	WestWind Foundation	Z. Smith Reynolds Foundation

**TOXICS**

Alaska Conservation Foundation	Johnson Family Foundation	Richard & Rhoda Goldman Fund
Americana Foundation	Joyce Foundation	Robert & Patricia Switzer Foundation
Arntz Family Foundation	Julian Price Family Foundation	Rockefeller Brothers Fund
As You Sow Foundation	Keith Campbell Foundation for the Environment	Rockefeller Philanthropy Advisors
Ben & Jerry's Foundation	Kendeda Fund	Roy A. Hunt Foundation
Blue Cross Blue Shield of Minnesota	Kongsgaard-Goldman Foundation	San Francisco Foundation
Bullitt Foundation	Leighty Foundation	Sapelo Foundation
C.S. Fund	Liberty Hill Foundation	Scherman Foundation
Cedar Tree Foundation	Libra Foundation	Seventh Generation Fund
Charles Stewart Mott Foundation	Magnolia Charitable Trust	Singing Field Foundation
Common Counsel Foundation	Marisla Foundation	Solidago Foundation
David and Lucile Packard Foundation	Marpat Foundation	The California Wellness Foundation
Dylan Todd Simonds Foundation	Maverick Lloyd Foundation	The Endurance Fund
EarthShare	McIntosh Foundation	The McKnight Foundation
Educational Foundation of America	New England Grassroots Environment Fund	The Moore Charitable Foundation
Energy Foundation	New Hampshire Charitable Foundation	The Russell Family Foundation
Fred Gellert Family Foundation	New York Community Trust	Tides Foundation
French American Charitable Trust (FACTS services)	Nina Mason Pulliam Charitable Trust	Town Creek Foundation
Frey Foundation	Orchard Foundation	True North Foundation
Garfield Foundation	Overbrook Foundation	Turner Foundation
Geraldine R. Dodge Foundation	Panta Rhea Foundation	Wallace Alexander Gerbode Foundation
Global Greengrants Fund	Park Foundation	Wallace Genetic Foundation
Harris and Frances Block Foundation	Passport Foundation	Wallace Global Fund
Houston Endowment	Patagonia	Walton Family Foundation
Island Foundation	Patrick & Aimee Butler Family Foundation	Wilburforce Foundation
J. M. Kaplan Fund	Polden Puckham Charitable Foundation	William and Flora Hewlett Foundation
Jessie B. Cox Trust		William Penn Foundation
Jessie Smith Noyes Foundation		Women's Foundation of California
JMG Foundation		Z. Smith Reynolds Foundation



## TRADE & FINANCE

Argosy Foundation  
Barr Foundation  
Bauman Foundation  
Beatrice R. & Joseph A. Coleman Foundation  
Bella Vista Foundation  
Bullitt Foundation  
C.S. Fund  
Charles Evans Hughes Memorial Foundation  
Charles Stewart Mott Foundation  
Columbia Foundation  
Compton Foundation  
David and Lucile Packard Foundation  
Educational Foundation of America  
Elizabeth B. and Arthur E. Roswell Foundation  
Energy Foundation  
Flora Family Foundation  
Ford Foundation  
Gaea Foundation  
General Service Foundation  
Geraldine R. Dodge Foundation  
Global Greengrants Fund  
Gordon and Betty Moore Foundation  
Heinrich Boell Foundation  
High Meadows Fund

HKH Foundation  
J. M. Kaplan Fund  
Jessie Smith Noyes Foundation  
JMG Foundation  
Johnson Family Foundation  
Keith Campbell Foundation for the Environment  
Kendeda Fund  
Kresge Foundation  
Libra Foundation  
Linden Trust for Conservation  
Marisla Foundation  
Merck Family Fund  
Mitchell Kapor Foundation  
Mitsubishi Corporation Foundation for the Americas  
Nathan Cummings Foundation  
New England Grassroots Environment Fund  
New Hampshire Charitable Foundation  
New Mexico Community Foundation  
Oak Foundation  
Orchard Foundation  
Overbrook Foundation  
Panta Rhea Foundation  
Penney Family Fund  
Richard & Rhoda Goldman Fund

Robert & Patricia Switzer Foundation  
Rockefeller Brothers Fund  
Rockefeller Family Fund  
Rockefeller Foundation  
Scherman Foundation  
Schmidt Family Foundation  
Singing Field Foundation  
Surdna Foundation  
The Lia Fund  
The Russell Family Foundation  
The Summit Charitable Foundation, Inc  
Unitarian Universalist Veatch Program at Shelter Rock  
Wallace Global Fund  
Weeden Foundation  
Whole Systems Foundation  
Wilburforce Foundation  
William and Flora Hewlett Foundation  
William Penn Foundation  
Woodcock Foundation  
Wyss Foundation



## TRANSPORTATION

Alaska Conservation Foundation  
Barr Foundation  
Ben & Jerry's Foundation  
Benwood Foundation, Inc.  
Blumenthal Foundation  
Brico Fund  
Bullitt Foundation  
Charles Stewart Mott Foundation  
ClimateWorks Foundation  
Common Counsel Foundation  
Compton Foundation  
David and Lucile Packard Foundation  
EarthShare  
Energy Foundation  
Fledgling Fund  
Ford Foundation  
Global Greengrants Fund  
Heinrich Boell Foundation  
J. M. Kaplan Fund

Keith Campbell Foundation for the Environment  
Kongsgaard-Goldman Foundation  
Kresge Foundation  
Leighty Foundation  
Margaret A. Cargill Foundation  
Marpat Foundation  
Merck Family Fund  
Nathan Cummings Foundation  
New England Grassroots Environment Fund  
New Hampshire Charitable Foundation  
New York Community Trust  
Nina Mason Pulliam Charitable Trust  
Oak Foundation  
Park Foundation  
Polden Puckham Charitable Foundation  
Richard & Rhoda Goldman Fund  
Robert & Patricia Switzer Foundation

Rockefeller Foundation  
Roy A. Hunt Foundation  
San Francisco Foundation  
Scherman Foundation  
Surdna Foundation  
The Lia Fund  
The McKnight Foundation  
Tides Foundation  
Town Creek Foundation  
Vervane Foundation  
Wallace Global Fund  
Walton Family Foundation  
Wege Foundation  
Wilburforce Foundation  
William and Flora Hewlett Foundation  
William Penn Foundation  
Women's Foundation of California  
Woodcock Foundation  
Z. Smith Reynolds Foundation

## APPENDIX C: EGA Members' Grants Primary Issue Area Distribution by Geographic Region

Region	Primary Issue	No. of Grants	\$ Given
<b>Gulf Coast</b>			
Gulf Coast	Coastal & Marine Ecosystem	9	\$723,500
Gulf Coast	Fresh Water / Inland Water Ecosystems	5	\$431,648
Gulf Coast	Biodiversity & Species Preservation	3	\$150,000
Gulf Coast	Sustainable Communities	2	\$110,000
Gulf Coast	Environmental Justice	2	\$22,500
Gulf Coast	Undefined	1	\$10,000
			\$1,447,648
<b>Midwest</b>			
Midwest	Fresh Water / Inland Water Ecosystems	115	\$14,239,817
Midwest	Energy	87	\$7,441,958
Midwest	Biodiversity & Species Preservation	34	\$4,368,089
Midwest	Climate / Atmosphere	42	\$4,334,093
Midwest	Terrestrial Ecosystems & Land-use	46	\$2,677,210
Midwest	Sustainable Agriculture & Food Systems	50	\$2,098,851
Midwest	Undefined	49	\$2,021,412
Midwest	Sustainable Communities	31	\$1,753,625
Midwest	Environmental Health	11	\$1,075,000
Midwest	Coastal & Marine Ecosystem	3	\$916,550
Midwest	Transportation	6	\$607,000
Midwest	Environmental Justice	6	\$390,000
Midwest	Indigenous Populations/Communities	5	\$263,503
Midwest	Toxics	5	\$235,000
Midwest	Trade & Finance	2	\$90,000
Midwest	Material Consumption & Waste Management	4	\$75,500
			\$42,587,608
<b>Northeast</b>			
Northeast	Terrestrial Ecosystems & Land-use	346	\$12,562,869
Northeast	Climate / Atmosphere	102	\$10,687,410
Northeast	Sustainable Communities	147	\$10,155,228
Northeast	Energy	135	\$9,088,646
Northeast	Fresh Water / Inland Water Ecosystems	184	\$6,669,994
Northeast	Undefined	238	\$5,699,763
Northeast	Biodiversity & Species Preservation	157	\$4,588,099
Northeast	Sustainable Agriculture & Food Systems	130	\$3,339,446
Northeast	Transportation	35	\$2,430,450
Northeast	Coastal & Marine Ecosystem	75	\$2,258,101
Northeast	Environmental Health	46	\$1,962,547

Region	Primary Issue	No. of Grants	\$ Given
Northeast	Environmental Justice	26	\$1,223,500
Northeast	Material Consumption & Waste Management	29	\$1,143,950
Northeast	Trade & Finance	12	\$777,763
Northeast	Toxics	23	\$673,050
Northeast	Indigenous Populations/Communities	1	\$5,000
			\$73,265,816
<b>Northwest</b>			
Northwest	Terrestrial Ecosystems & Land-use	166	\$9,857,676
Northwest	Undefined	139	\$8,047,182
Northwest	Energy	59	\$7,151,234
Northwest	Biodiversity & Species Preservation	74	\$3,506,685
Northwest	Coastal & Marine Ecosystem	40	\$3,441,532
Northwest	Fresh Water / Inland Water Ecosystems	95	\$3,330,173
Northwest	Climate / Atmosphere	30	\$1,322,250
Northwest	Sustainable Communities	32	\$1,095,100
Northwest	Environmental Health	7	\$860,000
Northwest	Sustainable Agriculture & Food Systems	22	\$600,490
Northwest	Toxics	16	\$590,000
Northwest	Transportation	12	\$534,500
Northwest	Indigenous Populations/Communities	5	\$457,950
Northwest	Material Consumption & Waste Management	5	\$200,000
Northwest	Trade & Finance	4	\$158,350
Northwest	Environmental Justice	4	\$53,500
			\$41,206,622
<b>Pacific Coast</b>			
Pacific Coast	Coastal & Marine Ecosystem	121	\$57,251,422
Pacific Coast	Terrestrial Ecosystems & Land-use	89	\$6,199,527
Pacific Coast	Undefined	86	\$4,841,217
Pacific Coast	Environmental Health	73	\$4,091,134
Pacific Coast	Fresh Water / Inland Water Ecosystems	77	\$3,614,221
Pacific Coast	Energy	46	\$3,574,990
Pacific Coast	Climate / Atmosphere	48	\$3,372,454
Pacific Coast	Sustainable Communities	41	\$3,001,025
Pacific Coast	Biodiversity & Species Preservation	49	\$2,966,540
Pacific Coast	Sustainable Agriculture & Food Systems	67	\$1,868,459
Pacific Coast	Toxics	38	\$1,506,892
Pacific Coast	Environmental Justice	30	\$1,465,748
Pacific Coast	Transportation	25	\$1,320,058
Pacific Coast	Material Consumption & Waste Management	5	\$588,000
Pacific Coast	Trade & Finance	10	\$362,000
Pacific Coast	Indigenous Populations / Communities	4	\$195,288
Pacific Coast	Population	1	\$20,000
			\$96,238,975
<b>Southwest</b>			

Region	Primary Issue	No. of Grants	\$ Given
Southwest	Terrestrial Ecosystems & Land-use	121	\$11,085,376
Southwest	Energy	76	\$8,463,109
Southwest	Undefined	77	\$6,801,014
Southwest	Coastal & Marine Ecosystem	8	\$5,455,513
Southwest	Fresh Water / Inland Water Ecosystems	61	\$3,921,576
Southwest	Biodiversity & Species Preservation	77	\$3,089,270
Southwest	Climate / Atmosphere	35	\$2,517,190
Southwest	Environmental Justice	22	\$2,334,000
Southwest	Indigenous Populations/Communities	20	\$1,470,021
Southwest	Environmental Health	22	\$825,333
Southwest	Sustainable Agriculture & Food Systems	37	\$738,133
Southwest	Sustainable Communities	20	\$706,800
Southwest	Material Consumption & Waste Management	6	\$455,500
Southwest	Toxics	11	\$357,083
Southwest	Transportation	3	\$193,200
Southwest	Trade & Finance	1	\$40,000
			\$48,453,118
<b>Southeast</b>			
Southeast	Undefined	123	\$13,338,207
Southeast	Fresh Water / Inland Water Ecosystems	200	\$8,373,859
Southeast	Energy	99	\$7,930,090
Southeast	Climate / Atmosphere	68	\$6,930,142
Southeast	Terrestrial Ecosystems & Land-use	110	\$5,109,900
Southeast	Biodiversity & Species Preservation	77	\$2,573,178
Southeast	Environmental Health	25	\$2,527,860
Southeast	Sustainable Communities	34	\$2,490,300
Southeast	Sustainable Agriculture & Food Systems	41	\$1,331,550
Southeast	Transportation	12	\$1,307,280
Southeast	Coastal & Marine Ecosystem	48	\$1,173,738
Southeast	Material Consumption & Waste Management	22	\$827,335
Southeast	Environmental Justice	15	\$472,700
Southeast	Toxics	7	\$225,009
Southeast	Trade & Finance	2	\$98,000
Southeast	Population	1	\$10,000
Southeast	Indigenous Populations/Communities	1	\$5,000
			\$54,724,148
<b>Africa</b>			
<b>Eastern Africa</b>			
Eastern Africa	Sustainable Agriculture & Food Systems	19	\$4,422,689
Eastern Africa	Climate / Atmosphere	19	\$3,438,540
Eastern Africa	Terrestrial Ecosystems & Land-use	10	\$1,050,406
Eastern Africa	Sustainable Communities	3	\$205,000
Eastern Africa	Environmental Health	6	\$73,000
Eastern Africa	Undefined	4	\$68,100



Region	Primary Issue	No. of Grants	\$ Given
Eastern Africa	Biodiversity & Species Preservation	1	\$40,000
Eastern Africa	Coastal & Marine Ecosystem	1	\$38,980
Eastern Africa	Fresh Water / Inland Water Ecosystems	3	\$32,480
Eastern Africa	Indigenous Populations/Communities	5	\$14,750
Eastern Africa	Energy	2	\$10,000
Eastern Africa	Material Consumption & Waste Management	2	\$6,500
Eastern Africa	Environmental Justice	1	\$5,000
			\$9,405,445
<b>Middle Africa</b>			
Middle Africa	Climate / Atmosphere	3	\$505,000
Middle Africa	Biodiversity & Species Preservation	5	\$151,500
Middle Africa	Sustainable Agriculture & Food Systems	3	\$21,500
Middle Africa	Terrestrial Ecosystems & Land-use	4	\$16,300
Middle Africa	Indigenous Populations/Communities	1	\$7,500
Middle Africa	Environmental Justice	1	\$6,000
Middle Africa	Undefined	1	\$2,000
			\$709,800
<b>Northern Africa</b>			
Northern Africa	Environmental Justice	1	\$200,000
Northern Africa	Toxics	1	\$25,000
Northern Africa	Sustainable Agriculture & Food Systems	2	\$13,000
Northern Africa	Environmental Health	1	\$4,000
			\$242,000
<b>Southern Africa</b>			
Southern Africa	Terrestrial Ecosystems & Land-use	1	\$250,000
Southern Africa	Climate / Atmosphere	4	\$248,510
Southern Africa	Sustainable Agriculture & Food Systems	3	\$167,573
Southern Africa	Environmental Justice	1	\$153,000
Southern Africa	Sustainable Communities	3	\$81,000
Southern Africa	Biodiversity & Species Preservation	6	\$76,000
Southern Africa	Energy	2	\$44,000
Southern Africa	Undefined	5	\$43,000
Southern Africa	Environmental Health	4	\$16,000
Southern Africa	Fresh Water / Inland Water Ecosystems	2	\$8,000
Southern Africa	Material Consumption & Waste Management	2	\$7,000
Southern Africa	Toxics	1	\$5,000
			\$1,099,083
<b>Western Africa</b>			
Western Africa	Biodiversity & Species Preservation	1	\$5,000
Western Africa	Climate / Atmosphere	7	\$1,210,718
Western Africa	Energy	3	\$15,000
Western Africa	Environmental Health	6	\$30,000
Western Africa	Fresh Water / Inland Water Ecosystems	3	\$19,400
Western Africa	Sustainable Agriculture & Food Systems	14	\$384,985

Region	Primary Issue	No. of Grants	\$ Given
Western Africa	Sustainable Communities	2	\$13,500
Western Africa	Terrestrial Ecosystems & Land-use	14	\$374,012
Western Africa	Toxics	2	\$30,000
Western Africa	Trade & Finance	1	\$5,000
Western Africa	Undefined	2	\$9,000
			\$2,096,615
<b>Asia</b>			
Central Asia			
Central Asia	Biodiversity & Species Preservation	8	\$193,467
Central Asia	Sustainable Agriculture & Food Systems	4	\$166,000
Central Asia	Indigenous Populations/Communities	2	\$53,000
Central Asia	Climate / Atmosphere	1	\$50,000
Central Asia	Terrestrial Ecosystems & Land-use	11	\$30,311
Central Asia	Undefined	4	\$19,330
Central Asia	Fresh Water / Inland Water Ecosystems	5	\$13,923
Central Asia	Energy	3	\$10,000
Central Asia	Sustainable Communities	1	\$2,500
Central Asia	Material Consumption & Waste Management	1	\$2,000
			\$540,531
Eastern Asia			
Eastern Asia	Energy	159	\$18,469,742
Eastern Asia	Climate / Atmosphere	41	\$3,505,090
Eastern Asia	Biodiversity & Species Preservation	12	\$2,935,507
Eastern Asia	Transportation	16	\$2,425,000
Eastern Asia	Undefined	20	\$1,618,050
Eastern Asia	Sustainable Communities	8	\$1,251,000
Eastern Asia	Environmental Health	12	\$601,300
Eastern Asia	Toxics	9	\$576,000
Eastern Asia	Trade & Finance	9	\$492,940
Eastern Asia	Terrestrial Ecosystems & Land-use	6	\$330,600
Eastern Asia	Material Consumption & Waste Management	4	\$195,500
Eastern Asia	Sustainable Agriculture & Food Systems	3	\$173,528
Eastern Asia	Coastal & Marine Ecosystem	6	\$144,800
Eastern Asia	Fresh Water / Inland Water Ecosystems	7	\$41,250
Eastern Asia	Indigenous Populations/Communities	3	\$8,700
			\$32,769,007
<b>South-eastern Asia</b>			
South-eastern Asia	Climate / Atmosphere	19	\$2,838,759
South-eastern Asia	Sustainable Agriculture & Food Systems	15	\$998,557
South-eastern Asia	Terrestrial Ecosystems & Land-use	15	\$807,547
South-eastern Asia	Indigenous Populations/Communities	24	\$596,683
South-eastern Asia	Coastal & Marine Ecosystem	8	\$364,470
South-eastern Asia	Fresh Water / Inland Water Ecosystems	10	\$340,000
South-eastern Asia	Sustainable Communities	6	\$144,412

Region	Primary Issue	No. of Grants	\$ Given
South-eastern Asia	Biodiversity & Species Preservation	4	\$95,914
South-eastern Asia	Trade & Finance	4	\$68,600
South-eastern Asia	Energy	2	\$45,000
South-eastern Asia	Toxics	2	\$28,000
South-eastern Asia	Material Consumption & Waste Management	1	\$25,000
South-eastern Asia	Environmental Justice	2	\$20,000
South-eastern Asia	Environmental Health	5	\$16,126
South-eastern Asia	Undefined	4	\$15,154
			\$6,404,222
<b>Southern Asia</b>			
Southern Asia	Climate / Atmosphere	2	\$360,385
Southern Asia	Energy	3	\$338,343
Southern Asia	Transportation	2	\$126,000
Southern Asia	Fresh Water / Inland Water Ecosystems	8	\$94,670
Southern Asia	Sustainable Agriculture & Food Systems	11	\$67,104
Southern Asia	Toxics	6	\$52,400
Southern Asia	Terrestrial Ecosystems & Land-use	5	\$44,145
Southern Asia	Undefined	4	\$30,850
Southern Asia	Biodiversity & Species Preservation	4	\$27,500
Southern Asia	Indigenous Populations / Communities	6	\$25,700
Southern Asia	Population	1	\$20,000
Southern Asia	Material Consumption & Waste Management	2	\$10,450
Southern Asia	Coastal & Marine Ecosystem	2	\$8,000
Southern Asia	Environmental Justice	1	\$5,450
Southern Asia	Sustainable Communities	1	\$3,000
Southern Asia	Environmental Health	2	\$2,500
			\$1,216,497
<b>Western Asia / Middle East</b>			
Western Asia / Middle East	Indigenous Populations/Communities	1	\$114,166
Western Asia / Middle East	Biodiversity & Species Preservation	1	\$50,500
Western Asia / Middle East	Sustainable Agriculture & Food Systems	1	\$40,000
Western Asia / Middle East	Undefined	2	\$28,000
Western Asia / Middle East	Coastal & Marine Ecosystem	1	\$15,000
Western Asia / Middle East	Energy	1	\$5,000
Western Asia / Middle East	Fresh Water / Inland Water Ecosystems	1	\$5,000
Western Asia / Middle East	Sustainable Communities	1	\$5,000
Western Asia / Middle East	Toxics	1	\$5,000
			\$267,666

Region	Primary Issue	No. of Grants	\$ Given
<b>Europe</b>			
<b>Eastern Europe</b>			
Eastern Europe	Undefined	12	\$890,716
Eastern Europe	Sustainable Communities	1	\$100,000
Eastern Europe	Sustainable Agriculture & Food Systems	6	\$87,236
Eastern Europe	Toxics	5	\$64,400
Eastern Europe	Environmental Justice	1	\$60,000
Eastern Europe	Terrestrial Ecosystems & Land-use	14	\$34,419
Eastern Europe	Material Consumption & Waste Management	5	\$30,059
Eastern Europe	Fresh Water / Inland Water Ecosystems	11	\$25,314
Eastern Europe	Energy	7	\$23,255
Eastern Europe	Climate / Atmosphere	3	\$18,001
Eastern Europe	Indigenous Populations/Communities	4	\$11,030
Eastern Europe	Environmental Health	3	\$5,860
Eastern Europe	Biodiversity & Species Preservation	2	\$2,512
Eastern Europe	Coastal & Marine Ecosystem	1	\$2,500
Eastern Europe	Trade & Finance	1	\$2,000
			\$1,357,302
<b>Northern Europe</b>			
Northern Europe	Climate / Atmosphere	8	\$405,542
Northern Europe	Sustainable Agriculture & Food Systems	5	\$146,120
Northern Europe	Indigenous Populations/Communities	1	\$100,000
Northern Europe	Biodiversity & Species Preservation	4	\$81,482
Northern Europe	Terrestrial Ecosystems & Land-use	2	\$76,455
Northern Europe	Undefined	3	\$19,721
Northern Europe	Environmental Justice	2	\$17,160
Northern Europe	Toxics	1	\$10,920
Northern Europe	Sustainable Communities	1	\$7,800
Northern Europe	Transportation	1	\$7,800
Northern Europe	Material Consumption & Waste Management	1	\$5,000
			\$878,000
<b>Southern Europe</b>			
Southern Europe	Coastal & Marine Ecosystem	2	\$303,805
Southern Europe	Indigenous Populations/Communities	1	\$297,867
Southern Europe	Sustainable Agriculture & Food Systems	2	\$347,318
Southern Europe	Terrestrial Ecosystems & Land-use	2	\$38,200
Southern Europe	Undefined	7	\$210,812
			\$1,198,002
<b>Western Europe</b>			
Western Europe	Coastal & Marine Ecosystem	2	\$1,247,325
Western Europe	Undefined	14	\$847,475
Western Europe	Energy	1	\$800,000
Western Europe	Climate / Atmosphere	5	\$543,555
Western Europe	Toxics	4	\$355,000
Western Europe	Trade & Finance	1	\$275,000

Region	Primary Issue	No. of Grants	\$ Given
Western Europe	Sustainable Agriculture & Food Systems	5	\$117,947
Western Europe	Terrestrial Ecosystems & Land-use	3	\$116,709
Western Europe	Biodiversity & Species Preservation	1	\$11,000
			\$4,314,011
Latin America			
Caribbean			
Caribbean	Biodiversity & Species Preservation	1	\$219,600
Caribbean	Coastal & Marine Ecosystem	4	\$112,500
Caribbean	Terrestrial Ecosystems & Land-use	1	\$30,000
Caribbean	Fresh Water / Inland Water Ecosystems	1	\$20,000
Caribbean	Environmental Health	1	\$15,000
Caribbean	Undefined	2	\$6,500
Caribbean	Sustainable Agriculture & Food Systems	1	\$5,200
			\$408,800
Central America			
Central America	Terrestrial Ecosystems & Land-use	21	\$7,891,205
Central America	Coastal & Marine Ecosystem	26	\$2,389,744
Central America	Biodiversity & Species Preservation	12	\$1,232,150
Central America	Sustainable Agriculture & Food Systems	30	\$500,159
Central America	Undefined	11	\$494,369
Central America	Indigenous Populations/Communities	6	\$427,300
Central America	Transportation	3	\$315,000
Central America	Climate / Atmosphere	8	\$210,800
Central America	Environmental Justice	1	\$200,000
Central America	Fresh Water / Inland Water Ecosystems	13	\$134,650
Central America	Environmental Health	8	\$106,313
Central America	Energy	9	\$93,292
Central America	Sustainable Communities	6	\$63,184
Central America	Toxics	2	\$60,000
Central America	Material Consumption & Waste Management	2	\$6,692
			\$14,124,858
North America			
North America	Terrestrial Ecosystems & Land-use	53	\$26,215,774
North America	Climate / Atmosphere	13	\$8,638,622
North America	Coastal & Marine Ecosystem	30	\$4,919,129
North America	Biodiversity & Species Preservation	40	\$3,530,926
North America	Fresh Water / Inland Water Ecosystems	31	\$2,409,809
North America	Undefined	25	\$1,191,105
North America	Sustainable Agriculture & Food Systems	9	\$714,741
North America	Energy	11	\$703,230
North America	Material Consumption & Waste Management	7	\$425,000
North America	Sustainable Communities	5	\$295,000
North America	Indigenous Populations / Communities	6	\$134,843
North America	Population	1	\$130,000
North America	Environmental Health	3	\$114,053

Region	Primary Issue	No. of Grants	\$ Given
North America	Environmental Justice	3	\$113,911
North America	Toxics	1	\$10,000
North America	Trade & Finance	1	\$6,814
			\$49,552,957
<b>South America</b>			
South America	Terrestrial Ecosystems & Land-use	42	\$8,541,366
South America	Climate / Atmosphere	18	\$3,921,364
South America	Transportation	2	\$1,556,000
South America	Indigenous Populations/Communities	27	\$773,050
South America	Energy	18	\$740,349
South America	Sustainable Agriculture & Food Systems	18	\$676,906
South America	Sustainable Communities	13	\$577,063
South America	Biodiversity & Species Preservation	17	\$538,280
South America	Fresh Water / Inland Water Ecosystems	18	\$481,354
South America	Coastal & Marine Ecosystem	12	\$434,930
South America	Undefined	15	\$318,827
South America	Trade & Finance	1	\$260,000
South America	Environmental Health	14	\$73,494
South America	Toxics	4	\$35,000
South America	Environmental Justice	3	\$16,360
			\$18,944,343
<b>Other International Regions</b>			
<b>Antarctic</b>			
Antarctic	Climate / Atmosphere	1	\$1,300,000
Antarctic	Coastal & Marine Ecosystem	1	\$50,000
			\$1,350,000
<b>Arctic</b>			
Arctic	Coastal & Marine Ecosystem	5	\$520,833
Arctic	Fresh Water / Inland Water Ecosystems	2	\$5,700
Arctic	Indigenous Populations/Communities	1	\$10,000
			\$536,533
<b>Oceania</b>			
Oceania	Coastal & Marine Ecosystem	20	\$2,973,630
Oceania	Terrestrial Ecosystems & Land-use	18	\$942,334
Oceania	Biodiversity & Species Preservation	13	\$523,371
Oceania	Trade & Finance	1	\$500,000
Oceania	Undefined	4	\$263,000
Oceania	Fresh Water / Inland Water Ecosystems	4	\$140,031
Oceania	Sustainable Communities	3	\$105,000
Oceania	Sustainable Agriculture & Food Systems	4	\$70,000
Oceania	Indigenous Populations/Communities	3	\$52,500
Oceania	Material Consumption & Waste Management	4	\$17,447
Oceania	Climate / Atmosphere	3	\$11,798
Oceania	Environmental Health	1	\$3,500
			\$5,602,611

Region	Primary Issue	No. of Grants	\$ Given
Federal Level			
Federal Level	Climate / Atmosphere	252	\$65,316,785
Federal Level	Energy	205	\$43,583,309
Federal Level	Undefined	171	\$17,761,115
Federal Level	Terrestrial Ecosystems & Land-use	107	\$16,783,526
Federal Level	Biodiversity & Species Preservation	132	\$12,874,349
Federal Level	Fresh Water / Inland Water Ecosystems	62	\$10,716,313
Federal Level	Coastal & Marine Ecosystem	55	\$10,599,253
Federal Level	Transportation	58	\$10,573,856
Federal Level	Trade & Finance	17	\$5,523,000
Federal Level	Sustainable Agriculture & Food Systems	84	\$5,075,446
Federal Level	Sustainable Communities	41	\$4,891,251
Federal Level	Environmental Health	64	\$4,224,337
Federal Level	Material Consumption & Waste Management	41	\$2,000,500
Federal Level	Toxics	30	\$1,866,000
Federal Level	Environmental Justice	23	\$920,000
Federal Level	Indigenous Populations /Communities	8	\$75,627
Federal Level	Population	1	\$30,000
			\$212,814,667
General International			
International	Climate / Atmosphere	145	\$35,891,362
International	Undefined	93	\$29,153,151
International	Biodiversity & Species Preservation	103	\$28,730,454
International	Coastal & Marine Ecosystem	66	\$16,440,012
International	Energy	37	\$12,314,155
International	Transportation	5	\$7,733,000
International	Sustainable Agriculture & Food Systems	46	\$3,654,109
International	Toxics	17	\$2,654,100
International	Terrestrial Ecosystems & Land-use	47	\$2,253,759
International	Fresh Water / Inland Water Ecosystems	21	\$2,172,335
International	Indigenous Populations / Communities	33	\$1,732,385
International	Environmental Health	23	\$1,638,000
International	Environmental Justice	17	\$939,292
International	Trade & Finance	7	\$869,182
International	Sustainable Communities	9	\$727,870
International	Material Consumption & Waste Management	8	\$650,000
International	Population	6	\$372,000
			\$147,925,166

## APPENDIX D: Top Recipients of EGA Members' Environmental Grants

TABLE 1. Top 50 Recipients of Environmental Grants Awarded by EGA members, circa 2009

Recipient	Total Dollars Received	No. of Grants
Monterey Bay Aquarium Research Institute	\$35,300,000	1
Nature Conservancy	\$27,842,434	101
Environmental Defense Fund	\$27,317,233	57
Resources Legacy Fund	\$23,962,300	12
Conservation International Foundation	\$22,349,827	15
Natural Resources Defense Council	\$20,713,004	108
Bipartisan Policy Center	\$19,068,000	8
Ducks Unlimited	\$12,831,848	14
World Wildlife Fund	\$12,053,680	36
Green Tech Action Fund	\$10,503,000	5
National Wildlife Federation	\$8,850,809	54
Sierra Club Foundation	\$8,814,728	42
Oceana	\$7,925,655	17
Trout Unlimited	\$7,474,649	31
Global Campaign for Climate Action	\$7,250,000	3
Institute for Transportation and Development Policy	\$6,085,548	5
League of Conservation Voters Education Fund	\$6,077,589	44
Audubon Society	\$5,983,659	141
Partnership Project	\$5,863,399	7
Trust for Public Land	\$5,500,375	52
Marine Science and Technology Foundation	\$4,800,000	1
European Climate Foundation	\$4,740,000	3
World Resources Institute	\$4,404,749	27
Trust for Conservation Innovation	\$4,268,434	11
Wildlife Conservation Society	\$4,262,241	28
Western Conservation Foundation	\$4,245,000	5
National Parks Conservation Association	\$4,165,346	20
Schmidt Research Vessel Institute	\$4,009,163	1
Regulatory Assistance Project	\$3,924,700	5
Rockhopper Production	\$3,917,295	5
Union of Concerned Scientists	\$3,738,111	31
Marine Stewardship Council	\$3,624,205	4
Ceres	\$3,620,738	26
International Council on Clean Transportation	\$3,585,000	5
Collaborative Labeling and Appliance Standards Program	\$3,576,000	2
Ocean Conservancy	\$3,535,935	10
Campaign for Americas Wilderness	\$3,500,000	1
William J Clinton Foundation	\$3,300,000	3



Recipient	Total Dollars Received	No. of Grants
Southern Environmental Law Center	\$3,235,500	23
Alliance for a Green Revolution	\$3,200,000	3
Environment America	\$3,149,900	17
American Council for an Energy-Efficient Economy	\$3,107,000	13
Western Resource Advocates	\$3,096,444	15
League of Conservation Voters	\$2,750,500	13
Institute for Social and Environmental Transition	\$2,674,400	1
Clean Air Task Force	\$2,666,477	11
Wilderness Society	\$2,615,440	37
Sierra Club	\$2,539,484	10
Environmental Law & Policy Center	\$2,527,738	22
Friends of the Earth	\$2,434,190	30

TABLE 2. Top Recipients of International Grants by EGA Members

Grantee	No. Grants	Amount Granted	Percentage
Conservation International Foundation	13	\$22,337,827	7.42%
Environmental Defense Fund	11	\$19,208,577	6.38%
Nature Conservancy	12	\$13,875,008	4.61%
Resources Legacy Fund	3	\$11,827,500	3.93%
Ducks Unlimited	6	\$11,612,773	3.86%
World Wildlife Fund	31	\$9,228,480	3.07%
Oceana	15	\$7,690,655	2.56%
Global Campaign for Climate Action	3	\$7,250,000	2.41%
Institute for Transportation and Development Policy	2	\$5,020,000	1.67%
Green Tech Action Fund	1	\$4,750,000	1.58%
European Climate Foundation	3	\$4,740,000	1.58%
Rockhopper Production	5	\$3,917,295	1.30%
Marine Stewardship Council	3	\$3,619,205	1.20%
Collaborative Labeling and Appliance Standards Program	2	\$3,576,000	1.19%
Wildlife Conservation Society	21	\$3,457,284	1.15%
William J Clinton Foundation	3	\$3,300,000	1.10%
Alliance for a Green Revolution	3	\$3,200,000	1.06%
World Resources Institute	19	\$3,159,749	1.05%
<b>TOTAL</b>		<b>\$141,770,353</b>	<b>47.11%</b>

## Endnotes

1. J. Cracknell, H. Godwin, N. Perks and H. Williams, *Where the Green Grants Went 5: Patterns of UK Funding for Environmental and Conservation Work*. (United Kingdom: The Environmental Funders Network, 2012)
2. See Martin, Amanda. *Green Philanthropy 2009: An analysis of philanthropic giving to the environment*, (Melbourne: Australian Environmental Grantmakers Network, 2010).
3. See Lutter, Terris. *A Profile for Environmental Grantmaking in Canada: 2007 National Overview*, (Toronto: Canadian Environmental Grantmakers' Network, 2010).
4. These figures exclude re-granting between EGA member foundations which totaled \$172 million
5. Foundation Center, 2011.
6. Source: The Foundation Center, 2011. Based on grants of \$10,000 or more awarded by a national sample of 1,384 larger U.S. foundations. For community foundations, only discretionary grants are included. Grants to individuals are not included in the file.
7. Ibid.
8. See Steven Lawrence and Reina Mukai, *Foundation Growth and Giving Estimates, Current Outlook: 2011 Edition*, (New York: The Foundation Center, 2011), pp. 9.
9. Ibid, pp. 9.
10. Foundation Center, 2011. Represents estimated giving by grantmaking private and community foundations for the "environment," based on subject categories developed by the Environmental Grantmakers Association (EGA).
11. The Foundation Center, 2010.
12. The Foundation Center, 2010. Represents estimated giving by grantmaking private and community foundations for the environment and animals using the Foundation Center's grants classification system, which is based on the National Taxonomy of Exempt Entities (NTEE), a comprehensive coding scheme developed by the National Center for Charitable Statistics.
13. The Foundation Center, 2010. Represents estimated giving by grantmaking private and community foundations for the "environment," based on subject categories developed by the Environmental Grantmakers Association (EGA).
14. A 2009 Foundation Center survey found that 20 percent of respondents overall had cut staff last year, with community foundations reporting the largest share by type of foundation (29 percent).
15. Lawrence, Steven. *Moving Beyond the Economic Crisis Foundations Assess the Impact and Their Response*, (New York: The Foundation Center, 2010).
16. Source: The Foundation Center, 2011. Based on grants of \$10,000 or more awarded by a national sample of 1,384 larger U.S. foundations. For community foundations, only discretionary grants are included. Grants to individuals are not included in the file. Giving for the "environment" is based on EGA subject categories.
17. Ibid.
18. The Bill and Melinda Gates Foundation gave a very large multi-year grant related to Sustainable Agriculture & Food Systems in Africa in 2007.
19. Ibid.
20. Ibid.
21. Ibid.
22. While the Green Tech Action Fund is affiliated with the Energy Foundation, grants to the organization were not combined with grants to the Energy Foundation and were not considered re-granting under the EGA's definition.
23. When analyzing grants, EGA grouped organizations with local chapters or regional locations together under the larger organization; for example, Nature Conservancy of Alaska became Nature Conservancy. The Foundation Center did not remove or collapse data in this way.
24. Ibid.
25. Ibid.
26. The number of EGA member foundations funding Climate & Atmosphere, Energy, and Transportation increased by 27% between 2007 and 2009 while the number of Foundations funding Biodiversity & Species Preservation, Fresh Water / Inland Water Ecosystems, Coastal & Marine Ecosystems, and Terrestrial Ecosystems & Land Use stayed consistent. Funding for climate issues by EGA members increased by 92% between 2007 and 2009 while funding for "traditional" ecosystem issues decreased by 37%.
27. See Steven Lawrence and Reina Mukai, *Foundation Growth and Giving Estimates, Current Outlook: 2011 Edition*, (New York: The Foundation Center, 2011), pp.3.
28. Ibid.
29. Ibid.
30. J. Cracknell, H. Godwin, N. Perks and H. Williams, *Where the Green Grants Went 5: Patterns of UK Funding for Environmental and Conservation Work*. (United Kingdom: The Environmental Funders Network, 2012)
31. "Environmental Justice," 2012, Environmental Protection Agency. 30 Jan. 2012 <http://www.epa.gov/environmentaljustice>

---

# ACKNOWLEDGEMENTS

---

We gratefully acknowledge the essential support provided by EGA members that makes this report possible. Special thanks are due to the foundations who have supported this effort: Ford Foundation, Brainerd Foundation, Charles Stewart Mott Foundation and Wilburforce Foundation; and to all our members for assisting us with the collection of data, and for utilizing the new interactive tool on our website. By working together, we can continue to build on the advances made in this report and generate the kind of high-quality resources that enable us to examine our individual and collective grantmaking strategies in new ways.

EGA is also grateful for the continued partnership with the Foundation Center to generate data on the broader field of environmental philanthropy, and we look forward to future coordination and collaboration, and to the continued evolution of this data.

We would like to thank Jason Babbie for writing the public Executive Summary, analyzing data, and building creative ways to visualize data for this report. His leadership on *Tracking the Field* made this report possible.

Finally, we would not have been able to write this report without the hard work of the research team. Their many hours of data entry and attention to detail is fundamental to our success.

## **EGA Staff:**

**Franny Chiles**, Knowledge and Program Manager, wrote the report, directed the data collection process, led the creation of a searchable database and analyzed the data.

**Mafruza Khan**, Enhancing the Field Director, edited the report and analyzed international data.

**Rachel Leon**, Executive Director, oversaw the entire process and edited the report.

## **Research Team:**

Adam Fishman

Manna Hara

Liv Pommer Jensen

Than Htut Phoo

Benjamin Thompson

**Production Editor:** Franny Chiles, EGA

**Copy Editor:** Christopher Barry

**Data Architect:** Steven Canfield

**Data Analyst:** Jason K. Babbie

**Designer:** Nadia Khastagir, Design Action Collective

Produced by the Environmental Grantmakers Association in 2012.



ENVIRONMENTAL  
GRANTMAKERS  
ASSOCIATION

The mission of EGA is to help member organizations become more effective environmental grantmakers through information sharing, collaboration and networking.

[www.ega.org](http://www.ega.org)