

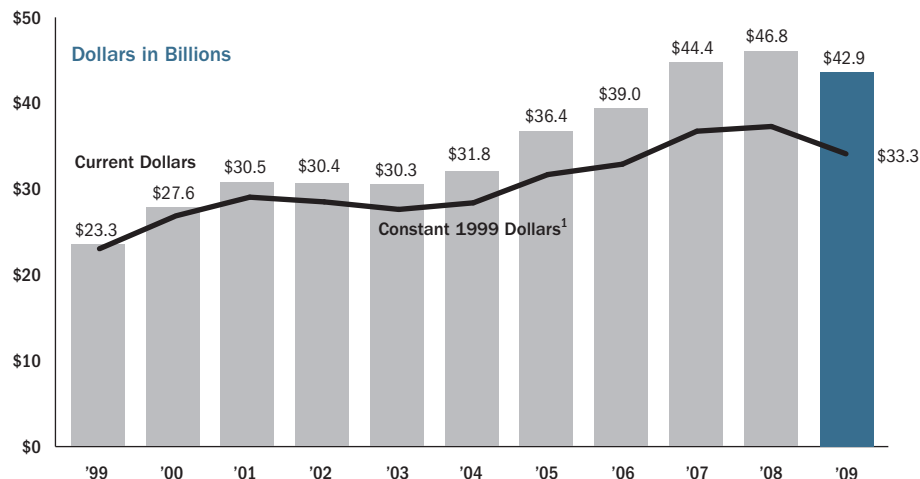
HIGHLIGHTS OF FOUNDATION YEARBOOK

Estimated foundation giving down in 2009 and flat in 2010; modest growth may return in 2011

Giving by this country's more than 75,000 grantmaking foundations fell by an estimated 8.4 percent to \$42.9 billion in 2009—a roughly \$3.9 billion decline from the prior year's record high. This followed a more than 17 percent drop in foundation assets in 2008. Among factors helping to moderate the overall decline in giving were the decision of a significant number of funders to reduce their operating expenses and/or use their endowments to shore up their giving during the crisis; increased giving by the Bill & Melinda Gates Foundation; continuing gifts and bequests from donors into new and existing foundations; and the practice of asset-averaging by some foundations, which reduces the impact on giving of year-to-year fluctuations in asset values.

The Foundation Center estimates that foundation assets rebounded slightly in 2009, rising 3.3 percent to \$583.4 billion, and that giving will remain flat in 2010. As the economic recovery falters, the outlook beyond 2010 remains unclear, but there continues to be potential for modest positive growth in 2011 foundation giving.

Effect of Inflation on Foundation Giving, 1999 to 2009



Source: The Foundation Center, *Foundation Yearbook*, 2010. Figures estimated for 2009.

¹Constant 1999 dollars based on annual average Consumer Price Index, all urban consumers, as reported by the U.S. Department of Labor, Bureau of Labor Statistics, as of April 2010.

\$42.9 billion

Estimated giving by all foundations in 2009

-8.4%

Estimated increase in foundation giving between 2008 and 2009

3.3%

Estimated increase in foundation assets between 2008 and 2009

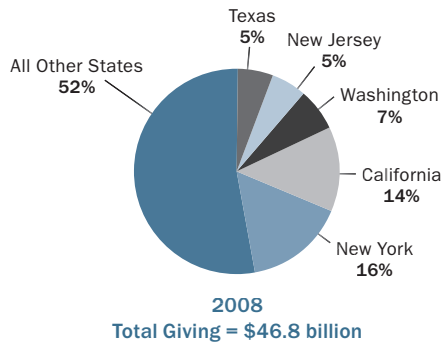
75,595

Number of grantmaking U.S. foundations in 2008

21%

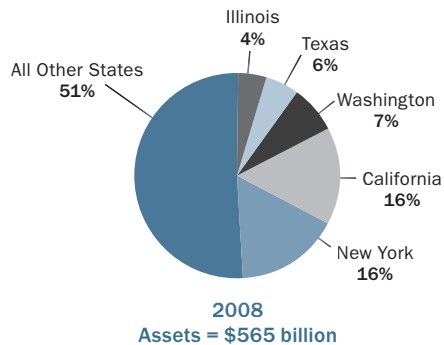
Share of 2008 total giving provided by top 25 foundations

Distribution of Foundation Giving by State, 2008



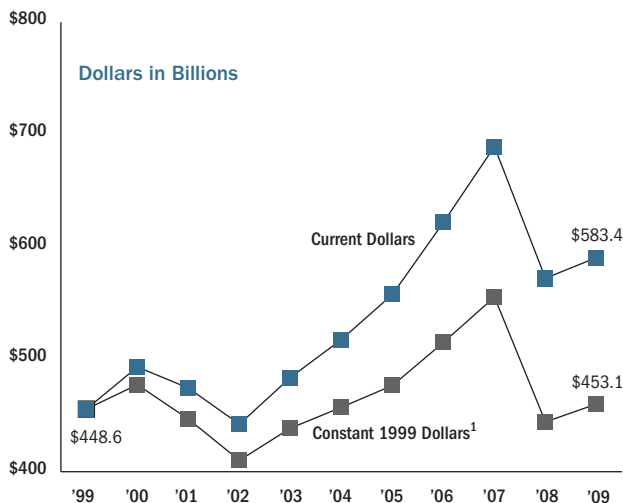
Source: The Foundation Center, *Foundation Yearbook*, 2010. Due to rounding, figures may not add up to 100 percent.

Distribution of Foundation Assets by State, 2008



Source: The Foundation Center, *Foundation Yearbook*, 2010. Due to rounding, figures may not add up to 100 percent.

Inflation-adjusted Foundation Assets, 1999 to 2009



Source: The Foundation Center, *Foundation Yearbook*, 2010. Figures estimated for 2009.
¹Constant 1999 dollars based on annual average Consumer Price Index, all urban consumers, as reported by U.S. Department of Labor, Bureau of Labor Statistics, as of April 2010.

FOUNDATION GIVING IN 2009 AND 2010

- ◆ Giving fell 8.4 percent to an estimated \$42.9 billion in 2009
- ◆ Adjusted for modest deflation, foundation giving in 2009 posted an estimated 8.1 percent real-dollar reduction
- ◆ Foundation giving in 2010 is expected to remain flat
- ◆ Assets rose by 3.3 percent to an estimated \$583.4 billion in 2009

FOUNDATION GROWTH, GIVING, AND ASSETS THROUGH 2008

- ◆ Number of grantmaking foundations exceeded 75,000
- ◆ Actual number of foundations increased by 408—compared to a peak gain of nearly 6,400 in 2000
- ◆ Giving by the nation's grantmaking foundations grew 5.4 percent to \$46.8 billion
- ◆ Giving by the 25 largest funders jumped just over 15 percent to \$9.8 billion
- ◆ Assets of all active U.S. foundations fell 17.2 percent to \$565 billion—the largest decline tracked by the Foundation Center
- ◆ For the 25 largest foundations, assets decreased 21.9 percent
- ◆ Gifts into foundations totaled \$39.6 billion, down 15.6 percent from the prior year
- ◆ Number of foundations receiving gifts and bequests of at least \$5 million decreased from 1,234 to 1,051

About *Foundation Yearbook*

Foundation Yearbook, 2010 Edition, documents changes in the actual number, giving, and assets of all U.S. private and community foundations through 2008 and provides estimates of foundation giving through 2009. The report provides an overview of the state of foundation giving in the current year and beyond; comparisons of foundation activities by foundation size; and breakdowns of foundation resources by geographic location and grantmaker type. *Foundation Yearbook* is part of the *Foundations Today Series* of annual research reports on foundation growth and giving.

Findings presented in *Foundation Yearbook* are based on aggregate fiscal data collected by the Foundation Center on all active U.S. foundations. Estimates for 2009 are based on survey figures reported by 1,248 large and mid-size foundations combined with year-end fiscal indicators for all grantmaking foundations.

ORDER TODAY!

Foundation Yearbook, 2010 Edition, is available for \$45 or as part of the *Foundations Today Series*, our annual three-book set of research reports (\$95).

Online: foundationcenter.org/marketplace

Toll-Free: (800) 424-9836 (9 am–5 pm EST)

Call for bulk order discount information or to pay by check.

TRENDS BY REGION AND STATE IN 2008

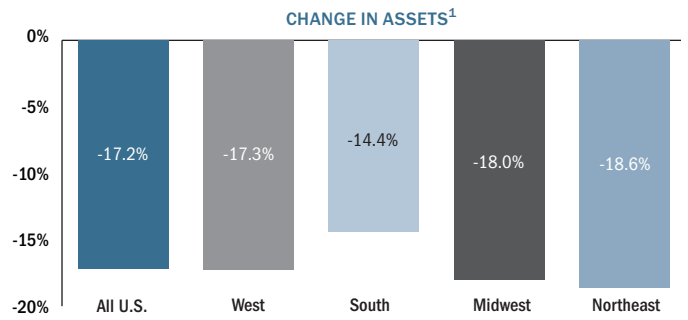
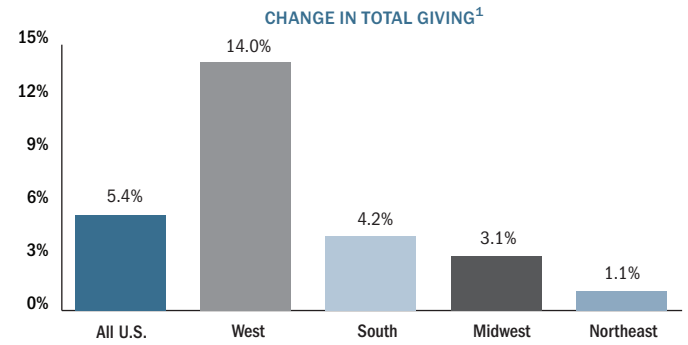
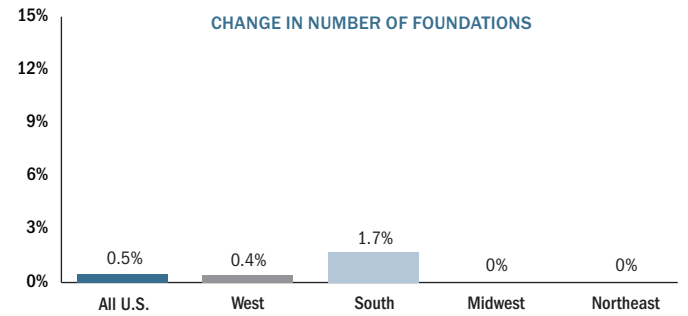
Regions:

- ◆ The South experienced the fastest rate of growth in the number of foundations
- ◆ The Northeast continued to lead in terms of total number of foundations
- ◆ The West experienced the fastest growth in giving
- ◆ All four regions showed asset losses, with the Northeast registering the largest decrease in assets

States:

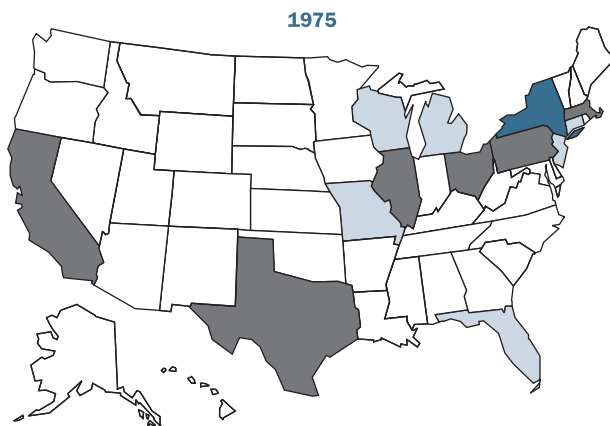
- ◆ Thirty-six states plus the District of Columbia posted an increase in foundation giving
- ◆ South Dakota showed the fastest rate of growth in giving; Washington State led in actual grant dollar gains
- ◆ New York foundations reported the largest amount of giving overall
- ◆ Delaware ranked first based on giving per capita due to its small population and the presence of one of the largest pharmaceutical operating foundations
- ◆ Arkansas was the only state to post asset gains; Idaho topped all states in actual asset dollar losses

Change in Foundation Number, Giving, and Assets by Region, 2007 to 2008

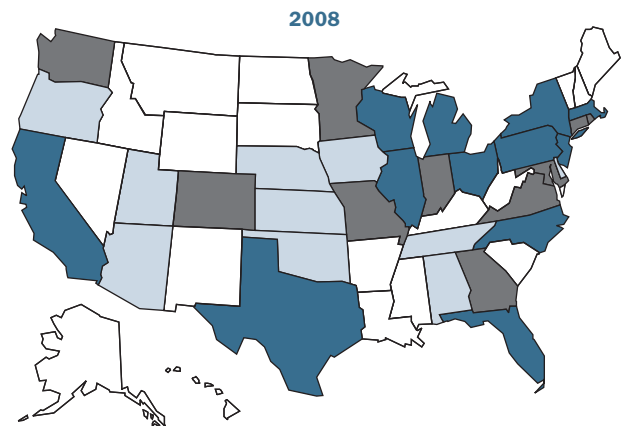


Source: The Foundation Center, *Foundation Yearbook*, 2010.
¹Percent change based on current dollars.

Grantmaking Foundations by State, 1975 and 2008



Total Foundations = 21,877



Total Foundations¹ = 75,595



Source: The Foundation Center, *Foundation Yearbook*, 2010.
¹Includes eight foundations located in Puerto Rico, 13 in the Virgin Islands, and two in American Samoa.

Change in Foundation Statistics, 2007 to 2008

	2007	2008	% Change
All Foundations			
No. of Foundations	75,187	75,595	0.5
Total Giving	\$44,394	\$46,781	5.4
Total Assets	\$682,222	\$564,951	-17.2
Gifts Received	\$46,844	\$39,554	-15.6
Independent			
No. of Foundations	67,034	67,379	0.5
Total Giving	\$32,220	\$33,819	5.0
Total Assets	\$564,216	\$456,025	-19.2
Gifts Received	\$31,279	\$24,068	-23.1
Corporate			
No. of Foundations	2,498	2,745	9.9
Total Giving	\$4,397	\$4,570	3.9
Total Assets	\$21,924	\$20,335	-7.2
Gifts Received	\$4,418	\$4,615	4.5
Community			
No. of Foundations	717	709	-1.1
Total Giving	\$4,348	\$4,492	3.3
Total Assets	\$56,680	\$49,623	-12.5
Gifts Received	\$6,232	\$5,620	-9.8
Operating			
No. of Foundations	4,938	4,762	-3.6
Total Giving	\$3,429	\$3,900	13.8
Total Assets	\$39,403	\$38,968	-1.1
Gifts Received	\$4,915	\$5,250	6.8

Source: The Foundation Center, *Foundation Yearbook*, 2010. Dollars in millions. Percent change represents current dollars. Includes only foundations that awarded grants in the latest fiscal year.

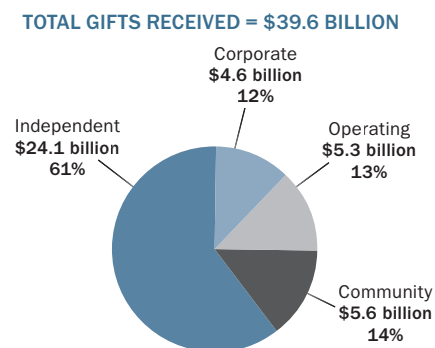
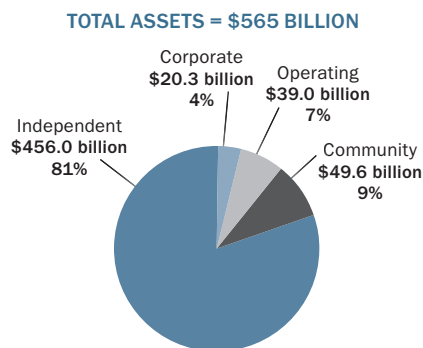
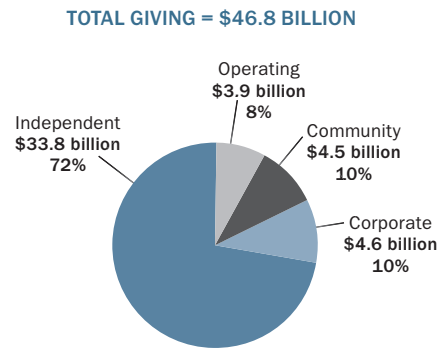
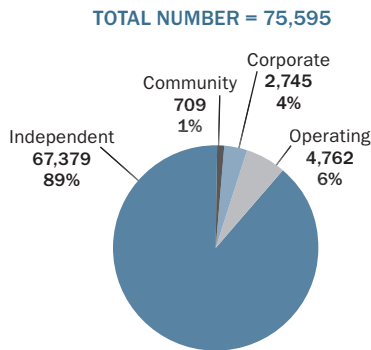
GIVING AND GROWTH OF INDEPENDENT, CORPORATE, AND COMMUNITY FOUNDATIONS IN 2008

- ◆ Giving by independent foundations rose 5 percent in 2008
- ◆ Independent foundation assets decreased 19.2 percent in the latest year, following a 10.8 percent rise in 2007
- ◆ Corporate foundation giving rose 3.9 percent in 2008
- ◆ Corporate foundation assets dropped 7.2 percent in 2008, after an 11.1 percent increase in 2007
- ◆ Giving by community foundations rose 3.3 percent in 2008
- ◆ Community foundation assets fell 12.5 percent in 2008, following a 13.5 percent gain in 2007

For more information on this report, published in October 2010, contact Reina Mukai, at (212) 807-2485 or rkm@foundationcenter.org.

"Highlights of *Foundation Yearbook*" can be downloaded at foundationcenter.org.

Number of Foundations, Giving, Assets, and Gifts Received by Foundation Type, 2008



Source: The Foundation Center, *Foundation Yearbook*, 2010. Due to rounding, figures may not add up to 100 percent.