



U.S. DEPARTMENT OF
ENERGY

PNNL-17948

Prepared for the U.S. Department of Energy
under Contract DE-AC05-76RL01830

Biological Sampling and Analysis in Sinclair and Dyes Inlets, Washington: Chemical Analyses for 2007 Puget Sound Biota Study

JM Brandenberger
CR Suslick

RK Johnson

October 2008



Pacific Northwest
NATIONAL LABORATORY

DISCLAIMER

This report was prepared as an account of work sponsored by an agency of the United States Government. Neither the United States Government nor any agency thereof, nor Battelle Memorial Institute, nor any of their employees, makes **any warranty, express or implied, or assumes any legal liability or responsibility for the accuracy, completeness, or usefulness of any information, apparatus, product, or process disclosed, or represents that its use would not infringe privately owned rights.** Reference herein to any specific commercial product, process, or service by trade name, trademark, manufacturer, or otherwise does not necessarily constitute or imply its endorsement, recommendation, or favoring by the United States Government or any agency thereof, or Battelle Memorial Institute. The views and opinions of authors expressed herein do not necessarily state or reflect those of the United States Government or any agency thereof.

PACIFIC NORTHWEST NATIONAL LABORATORY

operated by

BATTELLE

for the

UNITED STATES DEPARTMENT OF ENERGY

under Contract DE-AC05-76RL01830

Printed in the United States of America

Available to DOE and DOE contractors from the
Office of Scientific and Technical Information,
P.O. Box 62, Oak Ridge, TN 37831-0062;
ph: (865) 576-8401
fax: (865) 576-5728
email: reports@adonis.osti.gov

Available to the public from the National Technical Information Service,
U.S. Department of Commerce, 5285 Port Royal Rd., Springfield, VA 22161
ph: (800) 553-6847
fax: (703) 605-6900
email: orders@ntis.fedworld.gov
online ordering: <http://www.ntis.gov/ordering.htm>



This document was printed on recycled paper.

(9/2003)

Biological Sampling and Analysis in Sinclair and Dyes Inlets,
Washington: Chemical Analyses for 2007 Puget Sound Biota Study

J. M. Brandenberger
C.R. Suslick

Battelle Marine Sciences Laboratory
Sequim, Washington

R. K. Johnston

Space and Naval Warfare Systems Center
Bremerton, Washington

September 2008

Prepared for
Puget Sound Naval Shipyard and
Intermediate Maintenance Facility
Project ENVVEST
Bremerton, Washington
Under Contract No. DE-AC06-76RLO 1830

Pacific Northwest National Laboratory
Richland, Washington 99352

ABSTRACT

Evaluating spatial and temporal trends in contaminant residues in Puget Sound fish and macroinvertebrates are the objectives of the Puget Sound Ambient Monitoring Program (PSAMP). In a cooperative effort between the ENVironmental inVESTment group (ENVVEST) and Washington State Department of Fish and Wildlife, additional biota samples were collected during the 2007 PSAMP biota survey and analyzed for chemical residues and stable isotopes of carbon ($\delta^{13}\text{C}$) and nitrogen ($\delta^{15}\text{N}$). Approximately three specimens of each species collected from Sinclair Inlet, Georgia Basin, and reference locations in Puget Sound were selected for whole body chemical analysis. The muscle tissue of specimens selected for chemical analyses were also analyzed for $\delta^{13}\text{C}$ and $\delta^{15}\text{N}$ to provide information on relative trophic level and food sources. This data report summarizes the chemical residues for the 2007 PSAMP fish and macro-invertebrate samples. In addition, six Spiny Dogfish (*Squalus acanthias*) samples were necropsied to evaluate chemical residue of various parts of the fish (digestive tract, liver, embryo, muscle tissue), as well as, a weight proportional whole body composite (WBWC). Whole organisms were homogenized and analyzed for silver, arsenic, cadmium, chromium, copper, nickel, lead, zinc, mercury, 19 polychlorinated biphenyl (PCB) congeners, PCB homologues, percent moisture, percent lipids, $\delta^{13}\text{C}$, and $\delta^{15}\text{N}$.

Table of Contents

Introduction	2
Sample Collection	3
Sample Preparation	8
Field Data Summary	11
Metals Results, Wet Weight Basis	12
Metals Results, Dry Weight Basis	31
PCB Results, Wet Weight Basis	51
Stable Isotopes, Dry Weight Basis	75
QA/QC Sample Results	79
Metals Results	80
PCB Results	101
QA Narratives	126
Metals Narrative	127
PCB Narrative	131
Stable Isotopes Narrative	150
Sample Custody Records	155
Field Collection Worksheets	156
Sample Selection for Analysis	162
Sample Login	174
References	202

INTRODUCTION

Sinclair Inlet and Dyes Inlet were listed on the State of Washington's 1998 Section 303(d) list of impaired waters because of fecal coliform contamination in marine waters and tributary streams, heavy metals and toxic organics in the bottom sediments, and polycyclic aromatic hydrocarbons (PAHs), polychlorinated biphenyl (PCBs), aldrin, dieldrin, mercury (Hg), and arsenic (As) in the tissues of marine organisms. A cooperative watershed agreement for the inlets was established among the Puget Sound Naval Shipyard (PSNS) and Intermediate Maintenance Facility (IMF); the Environmental Protection Agency (EPA); the Washington State Department of Ecology (Ecology); and other technical stakeholders. The ENVironmental inVESTment group (ENVVEST) was formed to assist regulatory agencies in developing total maximum daily loads (TMDLs) and to assess ecological risk within the watershed. Ultimately, the effectiveness of pollution abatement, cleanup, and restoration programs will be reflected by the health and status of marine organisms living within the inlets. Furthermore, information about bioaccumulation and ecological stress of organisms resident in the inlets will support decisions about setting priorities for implementing TMDLs and determining what contaminants should be on the 303(d) List.

Assessment of the deposition and transport of contaminants within Sinclair and Dyes Inlets, and the impact of these contaminants to the local marine biota require the cooperation of the various stakeholders that are conducting environmental monitoring programs in the region. The Puget Sound Ambient Monitoring Program (PSAMP) is a multi-agency effort to monitor the health of Puget Sound. The spatial and temporal trends in contaminant exposure in Puget Sound fish and macroinvertebrates, and the effects of contaminant exposure on the health of these resources, are assessed by trawl sampling at various stations throughout Puget Sound (WDFW 2003). In order to increase the data yield from these efforts, ENVVEST collaborated with Washington State Department of Fish and Wildlife (WDFW) to collect additional biological samples for contaminant bioaccumulation analysis and stable isotopes of carbon ($\delta^{13}\text{C}$) and nitrogen ($\delta^{15}\text{N}$). This data report summarizes the analytical chemistry conducted on the fish and

macroinvertebrate samples. Whole organisms were homogenized and analyzed for silver (Ag), As, cadmium (Cd), chromium (Cr), copper (Cu), nickel (Ni), lead (Pb), zinc (Zn), Hg, 19 PCB congeners, PCB homologues, percent moisture, percent lipids, $\delta^{13}\text{C}$, and $\delta^{15}\text{N}$.

For additional project information see the following documents:

- Biological Sampling and Analysis in Sinclair and Dyes Inlets, WA 2005 Quality Assurance Project Plan (Johnston et al. 2005).
- Monitoring DNA Damage in Caged Mussels Deployed in Sinclair and Dyes Inlets, Puget Sound, WA, USA (Steinert et al. 2006).
- Using Caged Mussels to Characterize Exposure and Effects Over Small Spatial Scales in Sinclair/Dyes Inlet, WA (Salazar et al. 2006).
- 2003 Sinclair and Dyes Inlet TMDL Study: Biological Sampling and Analysis for Metals and PCBs (Brandenberger et al. 2003)
- Biological Sampling and Analysis in Sinclair and Dyes Inlets, Washington: Chemical Analyses for 2005 Puget Sound Biota Study (Brandenberger et al. 2005)
- Contaminate Residues in Demersal Fish, Invertebrates, and Deployed Mussels in Selected Areas of The Puget Sound, WA (Johnston et al. 2007).

Sample Collection

The demersal fish and macroinvertebrate samples were collected from the 2007 PSAMP otter trawls. Approximately three specimens of each species collected from Sinclair Inlet, Georgia Basin, and reference locations in Puget Sound were selected for whole body chemical analyses. Individual specimens were analyzed with the exception of a few samples (noted as COMP) where the mass was limited and composites of more than specimen were required. The muscle tissue of specimens selected for chemical analyses were also analyzed for $\delta^{13}\text{C}$ and $\delta^{15}\text{N}$ to provide information on relative trophic level and food sources. Table 1 summarizes the organisms collected, PSAMP station name, weight, length, and laboratory codes. Fish species collected by PSAMP were English sole

(*Parophrys vetulus*), Pacific staghorn sculpin (*Leptocottus armatus*), spotted ratfish (*Hydrolagus collieii*), sand sole (*Psettichthys melanostictus*), rock sole (*Lepidopsetta bilineata*), and Shiner Surfperch (*Cymatogaster aggregate*). Invertebrate species collected were sea cucumber (*Parastycopus californicus*) and graceful crab (*Cancer gracilis*). In addition, University of Washington provided six specimens of Spiny Dogfish (*Squalus acanthias*). Necropsies were performed on the dogfish and samples were collected from various parts of the fish (digestive tract, liver, embryo, muscle tissue), as well as, a weight proportional whole body composite (WBWC).

Table 1. The organisms sampled in 2007 biota study with weights, lengths, and PSAMP station information.

Organism	Station	Weight (Kg)	Length or carapice width (cm)	PSAMP Code	MSL Code
English sole adult1	Vendovi	0.083	19.1	V-ES-1	2838-1
English sole adult2	Vendovi	0.092	20.3	V-ES-2	2838-2
English sole adult3	Vendovi	0.115	23.5	V-ES-3	2838-3
English sole adult4	Vendovi	0.196	27.3	V-ES-4	2838-4
English sole adult5	Vendovi	0.224	27.9	V-ES-5	2838-5
English sole adult6	Vendovi	0.250	27.9	V-ES-6	2838-6
English sole adult7	Vendovi	0.096	21.0	V-ES-7	2838-7
English sole adult8	Vendovi	0.197	27.3	V-ES-8	2838-8
English sole adult9	Vendovi	0.420	33.0	V-ES-9	2838-9
Rock sole1	Vendovi	0.119	20.3	V-RS-1	2838-10
Rock sole2	Vendovi	0.142	21.0	V-RS-2	2838-11
Rock sole3	Vendovi	0.510	31.1	V-RS-3	2838-12
Staghorn sculpin1	Vendovi	0.094	17.8	V-SSc-1	2838-13
Staghorn sculpin2	Vendovi	0.298	24.8	V-SSc-2	2838-14
Staghorn sculpin3	Vendovi	0.294	25.4	V-SSc-3	2838-15
Shiner perch1	Vendovi	0.016	7.6	V-SP-1	2838-16
Shiner perch2	Vendovi	0.015	8.9	V-SP-2	2838-17
Shiner perch3	Vendovi	0.016	8.9	V-SP-3	2838-18
Sea cucumber (3)COMP	Vendovi	0.55, 1.20	NA	V-SC-COMP	2838-19
English sole adult1	Strait of Georgia	0.270	30.5	SG-ES-1	2838-20
English sole adult2	Strait of Georgia	0.138	23.5	SG-ES-2	2838-21

Organism	Station	Weight (Kg)	Length or carapice width (cm)	PSAMP Code	MSL Code
English sole adult3	Strait of Georgia	0.184	26.7	SG-ES-3	2838-22
English sole adult4	Strait of Georgia	0.189	26.0	SG-ES-4	2838-23
English sole adult5	Strait of Georgia	0.192	26.7	SG-ES-5	2838-24
English sole adult6	Strait of Georgia	0.510	37.5	SG-ES-6	2838-25
English sole adult7	Strait of Georgia	0.290	29.8	SG-ES-7	2838-26
English sole adult8	Strait of Georgia	0.254	26.0	SG-ES-8	2838-27
English sole adult9	Strait of Georgia	0.360	33.0	SG-ES-9	2838-28
Spotted Ratfish1	Strait of Georgia	0.115	27.9	SG-RF-1	2838-29
Spotted Ratfish2	Strait of Georgia	0.320	35.6	SG-RF-2	2838-30
Spotted Ratfish3	Strait of Georgia	0.770	48.3	SG-RF-3	2838-31
Sea cucumber (6)COMP	Strait of Georgia	0.290	NA	SG-SC-COMP	2838-32
English sole adult1	Hood Canal	0.131	22.9	HC-ES-1	2838-33
English sole adult2	Hood Canal	0.133	22.9	HC-ES-2	2838-34
English sole adult3	Hood Canal	0.220	26.7	HC-ES-3	2838-35
Rock sole1	Hood Canal	0.460	31.8	HC-RS-1	2838-36
Spotted Ratfish1	Hood Canal	0.480	39.4	HC-RF-1	2838-37
Spotted Ratfish2	Hood Canal	0.340	38.1	HC-RF-2	2838-38
Spotted Ratfish3	Hood Canal	0.450	42.5	HC-RF-3	2838-39
Shiner perch1	Hood Canal	0.016	9.5	HC-SP1	2838-40
Shiner perch2	Hood Canal	0.020	10.2	HC-SP2	2838-41
Shiner perch3	Hood Canal	0.010	8.3	HC-SP3	2838-42
Graceful Crab1	Hood Canal	0.237	10.2	HC-GC-1	2838-43
Graceful Crab2	Hood Canal	0.064	6.4	HC-GC-2	2838-44
English sole adult1	Elliott Bay	0.030	14.0	EB-ES-1	2838-45
English sole adult2	Elliott Bay	0.058	17.8	EB-ES-2	2838-46
English sole adult3	Elliott Bay	0.157	26.0	EB-ES-3	2838-47
Spotted Ratfish1	Elliott Bay	0.350	40.6	EB-RF-1	2838-48
Spotted Ratfish2	Elliott Bay	0.370	41.9	EB-RF-2	2838-49
Spotted Ratfish3	Elliott Bay	0.810	53.3	EB-RF-3	2838-50
English sole adult1	Eagle Harbor	0.055	19.1	EH-ES-1	2838-51
English sole adult2	Eagle Harbor	0.420	35.6	EH-ES-2	2838-52
English sole adult3	Eagle Harbor	0.089	22.2	EH-ES-3	2838-53

Organism	Station	Weight (Kg)	Length or carapice width (cm)	PSAMP Code	MSL Code
English sole adult4	Eagle Harbor	0.199	27.3	EH-ES-4	2838-54
Spotted Ratfish1	Eagle Harbor	0.230	33.0	EH-RF-1	2838-55
Spotted Ratfish2	Eagle Harbor	0.380	38.1	EH-RF-2	2838-56
Spotted Ratfish3	Eagle Harbor	0.760	50.8	EH-RF-3	2838-57
English sole adult1	Sinclair Inlet	0.330	29.2	SI-ES-1	2838-58
English sole adult2	Sinclair Inlet	0.330	29.2	SI-ES-2	2838-59
English sole adult3	Sinclair Inlet	0.530	35.6	SI-ES-3	2838-60
English sole adult4	Sinclair Inlet	0.192	25.4	SI-ES-4	2838-61
English sole adult5	Sinclair Inlet	0.069	18.4	SI-ES-5	2838-62
English sole adult6	Sinclair Inlet	0.178	25.4	SI-ES-6	2838-63
English sole adult7	Sinclair Inlet	0.179	25.4	SI-ES-7	2838-64
English sole adult8	Sinclair Inlet	0.261	29.2	SI-ES-8	2838-65
English sole adult9	Sinclair Inlet	0.460	33.0	SI-ES-9	2838-66
Rock sole1	Sinclair Inlet	0.024	10.2	SI-RS-1	2838-67
Rock sole2	Sinclair Inlet	0.021	10.2	SI-RS-2	2838-68
Rock sole3	Sinclair Inlet	0.320	27.3	SI-RS-3	2838-69
Rock sole4	Sinclair Inlet	0.220	26.7	SI-RS-4	2838-70
Sand sole1	Sinclair Inlet	0.270	25.4	SI-SS-1	2838-71
Sand sole2	Sinclair Inlet	0.290	27.3	SI-SS-2	2838-72
Sand sole3	Sinclair Inlet	0.320	29.8	SI-SS-3	2838-73
Sand sole4	Sinclair Inlet	0.180	25.4	SI-SS-4	2838-74
Sand sole5	Sinclair Inlet	0.190	24.8	SI-SS-5	2838-75
Sand sole6	Sinclair Inlet	0.190	24.1	SI-SS-6	2838-76
Staghorn sculpin1	Sinclair Inlet	0.045	14.6	SI-SSc-1	2838-77
Staghorn sculpin2	Sinclair Inlet	0.051	15.2	SI-SSc-2	2838-78
Staghorn sculpin3	Sinclair Inlet	0.047	14.0	SI-SSc-3	2838-79
Staghorn sculpin5	Sinclair Inlet	0.059	14.6	SI-SSc-5	2838-81
Staghorn sculpin4	Sinclair Inlet	0.112	17.8	SI-SSc-4	2838-80
Staghorn sculpin6	Sinclair Inlet	0.037	14.6	SI-SSc-6	2838-82
Spotted Ratfish1	Sinclair Inlet	0.550	41.3	SI-RF-1	2838-83
Spotted Ratfish2	Sinclair Inlet	0.380	36.8	SI-RF-2	2838-84
Shiner perch1	Sinclair Inlet	NA	NA	SI-SP-1	2838-85
Shiner perch4	Sinclair Inlet	0.013	8.3	SI-SP-4	2838-88

Organism	Station	Weight (Kg)	Length or carapice width (cm)	PSAMP Code	MSL Code
Shiner perch5	Sinclair Inlet	0.012	7.0	SI-SP-5	2838-89
Shiner perch6	Sinclair Inlet	0.017	7.6	SI-SP-6	2838-90
Shiner perch2	Sinclair Inlet	0.006	5.7	SI-SP-2	2838-86
Shiner perch7	Sinclair Inlet	0.015	8.3	SI-SP-7	2838-91
Shiner perch3	Sinclair Inlet	0.007	6.4	SI-SP-3	2838-87
Graceful Crab2	Sinclair Inlet	0.104	7.6	SI-GC-2	2838-93
Graceful Crab6	Sinclair Inlet	0.103	7.6	SI-GC-6	2838-97
Graceful Crab3	Sinclair Inlet	0.062	5.7	SI-GC-3	2838-94
Graceful Crab4	Sinclair Inlet	0.071	8.3	SI-GC-4	2838-95
Graceful Crab7	Sinclair Inlet	0.076	7.0	SI-GC-7	2838-98
Graceful Crab1	Sinclair Inlet	0.045	6.4	SI-GC-1	2838-92
Graceful Crab5	Sinclair Inlet	0.100	7.0	SI-GC-5	2838-96
Graceful Crab8	Sinclair Inlet	0.084	8.3	SI-GC-8	2838-99
Sea cucumber (6)COMP	Sinclair Inlet	4.10	NA	SI-SC-COMP	2838-100
English sole adult1	Port Gardner	0.158	24.8	PG-ES-1	2838-101
English sole adult2	Port Gardner	0.101	21.6	PG-ES-2	2838-102
English sole adult3	Port Gardner	0.128	24.8	PG-ES-3	2838-103
English sole adult1	Nisqually	0.166	25.4	NIS-ES-1	2838-104
English sole adult2	Nisqually	0.214	26.7	NIS-ES-2	2838-105
English sole adult3	Nisqually	0.290	30.5	NIS-ES-3	2838-106
Spotted Ratfish1	Nisqually	0.620	48.3	NIS-RF-1	2838-107
Spotted Ratfish2	Nisqually	0.430	40.6	NIS-RF-2	2838-108
Spotted Ratfish3	Nisqually	0.450	38.1	NIS-RF-3	2838-109
English sole adult1	Commencement Bay	0.145	22.9	CB-ES-1	2838-110
English sole adult2	Commencement Bay	0.157	24.8	CB-ES-2	2838-111
English sole adult3	Commencement Bay	0.162	24.8	CB-ES-3	2838-112
Spotted Ratfish1	Commencement Bay	0.320	40.6	CB-RF-1	2838-113
Spotted Ratfish2	Commencement Bay	0.350	38.7	CB-RF-2	2838-114
Spotted Ratfish3	Commencement Bay	0.390	38.7	CB-RF-3	2838-115
English sole adult1	Duwamish	0.075	17.8	DU-ES-1	2838-116
English sole adult2	Duwamish	0.096	21.6	DU-ES-2	2838-117

Organism	Station	Weight (Kg)	Length or carapice width (cm)	PSAMP Code	MSL Code
English sole adult3	Duwamish	0.156	26.0	DU-ES-3	2838-118
English sole adult4	Duwamish	0.264	30.5	DU-ES-4	2838-119
Dogfish Study:					
embryo mass (g)1	ADUW-DOG01	0.410		DF-EM-1	2838-126
embryo mass (g)2	ADUW-DOG02	0.440		DF-EM-2	2838-127
embryo mass (g)4	ADUW-DOG04	0.188		DF-EM-4	2838-129
embryo mass (g)6	ADUW-DOG06	0.322		DF-EM-6	2838-131
liver (g)1	ADUW-DOG01	0.498		DF-LV-1	2838-132
liver (g)2	ADUW-DOG02	0.260		DF-LV-2	2838-133
liver (g)4	ADUW-DOG04	0.790		DF-LV-4	2838-135
liver (g)6	ADUW-DOG06	0.434		DF-LV-6	2838-137
digestive tract - All 1	ADUW-DOG01	0.319		DF-DIG-1	2838-138
digestive tract - All 2	ADUW-DOG02	0.194		DF-DIG-2	2838-139
digestive tract - All 4	ADUW-DOG04	0.320		DF-DIG-4	2838-141
digestive tract - All 6	ADUW-DOG06	0.327		DF-DIG-6	2838-143
Section Weighted-Comp1	ADUW-DOG01			DF-SWC-1	2838-174
Section Weighted-Comp2	ADUW-DOG02			DF-SWC-2	2838-175
Section Weighted-Comp3	ADUW-DOG06			DF-SWC-6	2838-176
Section Weighted-Comp4	ADUW-DOG04			DF-SWC-4	2838-183
Whole Body Weighted-Comp1	ADUW-DOG01	5.40		DF-WBWC-1	2838-177
Whole Body Weighted-Comp2	ADUW-DOG02	4.29		DF-WBWC-2	2838-178
Whole Body Weighted-Comp3	ADUW-DOG03	3.14		DF-WBWC-3	2838-179
Whole Body Weighted-Comp4	ADUW-DOG04	5.42		DF-WBWC-4	2838-180
Whole Body Weighted-Comp5	ADUW-DOG05	3.02		DF-WBWC-5	2838-181
Whole Body Weighted-Comp6	ADUW-DOG06	4.09		DF-WBWC-6	2838-182
Sequim Bay	eelgrass shoots				2838-184

Sample Preparation

At least three specimens for each species and sampling location were selected for chemical analyses (if available). Specimens were selected with similar weights and

lengths to approximate relative age. In general, individual fish specimen were homogenized to create a whole body composite (WBC) for each specimen. Due to sample size limitations, a few specimens were combined into a single sample. These samples are noted on the table as COMP sample type or composite sample type. The fish were rinsed with deionized water (DI) to remove external debris and patted dry with paper towel. They were sectioned using ceramic tools and a Teflon cutting board into portions that fit into a titanium-bladed tissue homogenizer to prevent metals contamination. The samples were homogenized to a uniform color. All homogenization equipment was decontaminated between each sample using a laboratory detergent, hot water rinse, methanol rinse (if necessary due to oily samples), and 3x deionized water rinse. Gloves and work surface papers were changed between samples. Homogenized material was subsampled into three separate containers:

1. ~30g into a precleaned 4 oz. glass jar for PCBs
2. ~20g in a tarred, precleaned 4 oz. polypropylene jar for metals
3. ~5g in a tarred 2 oz. polypropylene jar for isotopes

The sea cucumbers were stored in a single zip-top bag and frozen. Therefore, individual specimens were not achievable and the entire bag was used to generate a composite sample for each location. The number of individual specimens in each composite sample is noted in Table 1. Whole individual crabs were thawed, rinsed with DI water, and homogenized to a uniform color. The crabs collected from Sinclair Inlet were too small for individual analyses; therefore, two crabs were composited for this location (see Table 1).

Samples were collected from the various body parts of each of the six dogfish specimens. Due to the sizes of the dogfish, a whole body weighted composite was prepared instead of homogenizing the whole organism. The weight of each body part sampled is listed in Table 2 along with the percentage of the total body weight.

Table 2. Dogfish samples collected from Admiralty Inlet on September 19, 2007. The percentage of each body part that was homogenized to generate the whole body weighted composite for each specimen.

WEIGHTS OF INDIVIDUAL BODY PARTS (g) AND PERCENTAGE OF WHOLE BODY COMPOSITE												
Body Parts	ADUW- DOG01	% of Total	ADUW- DOG02	% of Total	ADUW- DOG03	% of Total	ADUW- DOG04	% of Total	ADUW- DOG05	% of Total	ADUW- DOG06	% of Total
Embryo	410	7.6%	440	10%	97	3.1%	188	3.5%	151.6	5.0%	321.7	7.9%
Liver	498	9.2%	260	6.1%	318	10%	790	15%	382.9	13%	433.5	11%
Digestive tract	319	5.9%	194	4.5%	288.8	9.2%	320	5.9%	190.6	6.3%	326.7	8.0%
Organ?	47.2	0.9%	48.8	1.1%	37.7	1.2%	65.2	1.2%	49.1	1.6%	46.7	1.1%
Kidney	14.4	0.3%	10.5	0.2%	8.2	0.3%	18.5	0.3%	12.7	0.4%		0.0%
Head Section	613.3	11%	730	17%	490	16%	790	15%	510	17%	510	12%
Pectral												
Section	1027	19%	720	17%	510	16%	610	11%	420	14%	620	15%
Mid-section	1590	29%	1240	29%	940	30%	1800	33%	900	30%	1370	33%
Tail Section	670	12%	450	10%	320	10%	600	11%	320	11%	450	11%

Field Data Summary

Field Data Summary: Metals in Biota Tissue

Wet Weight Basis

Client Code	Client Code			Units = µg/g WET weight					
			Sample		Length	Weight	Collection	Percent	
Station	PSAMP Code	Organism	Type	MSL Code	(cm)	(g)	Date	Dry	Ag
								Instrument:	ICP-MS
Laboratory Achieved Method Detection Limits (converted to wet weight)							Average	27.01	0.0006
Reporting Limit, Wet Weight									0.002
Vendovi	V-ES-5	English Sole	WBC	2838-5	27.9	224	05/01/07	18.59	0.00569
Vendovi	V-ES-6	English Sole	WBC	2838-6	27.9	250	05/01/07	17.79	0.00302
Vendovi	V-ES-8	English Sole	WBC	2838-8	27.3	197	05/01/07	22.64	0.00611
Vendovi	V-RS-1	Rock sole	WBC	2838-10	20.3	119	05/01/07	21.79	0.00445
Vendovi	V-RS-2	Rock sole	WBC	2838-11	21.0	142	05/01/07	21.23	0.00306
Vendovi	V-RS-3	Rock sole	WBC	2838-12	31.1	510	05/01/07	20.30	0.00487
Vendovi	V-SSc-1	Staghorn sculpin	WBC	2838-13	17.8	94	05/01/07	19.54	0.0244
Vendovi	V-SSc-2	Staghorn sculpin	WBC	2838-14	24.8	298	05/01/07	20.54	0.00778
Vendovi	V-SSc-3	Staghorn sculpin	WBC	2838-15	25.4	294	05/01/07	19.90	0.00503
Vendovi	V-SP-1	Shinner Surfperch	WBC	2838-16	7.62	16	05/01/07	23.28	0.00484
Vendovi	V-SP-2	Shinner Surfperch	WBC	2838-17	8.89	15	05/01/07	22.19	0.00175 J
Vendovi	V-SP-3	Shinner Surfperch	WBC	2838-18	8.89	16	05/01/07	24.13	0.00524
Vendovi	V-SC-COMP	Sea cucumber (3)	COMP	2838-19		5501	05/01/07	13.20	0.00961
Strait of Georgia	SG-ES-3	English Sole	WBC	2838-22	26.7	184	05/02/07	20.54	0.00137 J
Strait of Georgia	SG-ES-4	English Sole	WBC	2838-23	26.0	189	05/02/07	20.95	0.00237
Strait of Georgia	SG-ES-5	English Sole	WBC	2838-24	26.7	192	05/02/07	21.39	0.00447
Strait of Georgia	SG-RF-1	Ratfish	WBC	2838-29	27.9	115	05/02/07	19.86	0.0427
Strait of Georgia	SG-RF-2	Ratfish	WBC	2838-30	35.6	320	05/02/07	27.99	0.100
Strait of Georgia	SG-RF-3	Ratfish	WBC	2838-31	48.3	770	05/02/07	33.64	0.128
Strait of Georgia	SG-SC-COMP	Sea cucumber (6)	COMP	2838-32		290	05/02/07	7.70	0.00590
Hood Canal	HC-ES-1	English Sole	WBC	2838-33	22.9	131	05/03/07	17.91	0.00190 J
Hood Canal	HC-ES-2	English Sole	WBC	2838-34	22.9	133	05/03/07	20.28	0.0006 U
Hood Canal	HC-ES-3	English Sole	WBC	2838-35	26.7	220	05/03/07	21.19	0.00415
Hood Canal	HC-RS-1	Rock sole	WBC	2838-36	31.8	460	05/03/07	22.07	0.00267
Hood Canal	HC-RF-1	Ratfish	WBC	2838-37	39.4	480	05/03/07	25.63	0.326
Hood Canal	HC-RF-2	Ratfish	WBC	2838-38	38.1	340	05/03/07	27.04	0.270
Hood Canal	HC-RF-3	Ratfish	WBC	2838-39	42.5	450	05/03/07	27.61	1.62
Hood Canal	HC-SP1	Shinner Surfperch	WBC	2838-40	9.53	16	05/03/07	27.84	0.0162
Hood Canal	HC-SP2	Shinner Surfperch	WBC	2838-41	10.2	20	05/03/07	34.05	0.0197
Hood Canal	HC-GC-1	Graceful Crab	WBC	2838-43	10.2	237	05/03/07	19.14	0.212
Elliott Bay	EB-ES-1/2	English Sole (2)	COMP	2838-45-46	15.8	44	05/16/07	21.44	0.0170
Elliott Bay	EB-ES-3	English Sole	WBC	2838-47	26.0	157	05/16/07	19.72	0.0107
Elliott Bay	EB-RF-1	Ratfish	WBC	2838-48	40.6	350	05/16/07	26.43	2.08
Elliott Bay	EB-RF-2	Ratfish	WBC	2838-49	41.9	370	05/16/07	27.23	0.178
Elliott Bay	EB-RF-3	Ratfish	WBC	2838-50	53.3	810	05/16/07	27.11	0.835
Eagle Harbor	EH-ES-2	English Sole	WBC	2838-52	35.6	420	05/19/07	17.35	0.00606
Eagle Harbor	EH-ES-3	English Sole	WBC	2838-53	22.2	89	05/19/07	23.38	0.00491
Eagle Harbor	EH-ES-4	English Sole	WBC	2838-54	27.3	199	05/19/07	21.69	0.00315
Eagle Harbor	EH-RF-1	Ratfish	WBC	2838-55	33.0	230	05/19/07	26.50	0.248
Eagle Harbor	EH-RF-2	Ratfish	WBC	2838-56	38.1	380	05/19/07	23.39	0.386
Eagle Harbor	EH-RF-3	Ratfish	WBC	2838-57	50.8	760	05/19/07	31.68	0.243
Sinclair Inlet	SI-ES-1	English Sole	WBC	2838-58	29.2	330	05/17/07	22.19	0.00581
Sinclair Inlet	SI-ES-2	English Sole	WBC	2838-59	29.2	330	05/17/07	19.35	0.00526
Sinclair Inlet	SI-ES-4	English Sole	WBC	2838-61	25.4	192	05/17/07	40.66	0.0147
Sinclair Inlet	SI-ES-6	English Sole	WBC	2838-63	25.4	178	05/17/07	20.31	0.00230
Sinclair Inlet	SI-ES-7	English Sole	WBC	2838-64	25.4	179	05/17/07	20.51	0.00224
Sinclair Inlet	SI-ES-8	English Sole	WBC	2838-65	29.2	261	05/17/07	20.71	0.00565
Sinclair Inlet	SI-RS-1/2	Rock sole (2)	COMP	2838-67-68	10.2	23	05/17/07	24.28	0.00750
Sinclair Inlet	SI-RS-3	Rock sole	WBC	2838-69	27.3	320	05/17/07	21.12	0.00589
Sinclair Inlet	SI-RS-4	Rock sole	WBC	2838-70	26.7	220	05/17/07	21.17	0.0006 U
Sinclair Inlet	SI-SS-1	Sand sole	WBC	2838-71	25.4	270	05/17/07	21.66	0.00942
Sinclair Inlet	SI-SS-2	Sand sole	WBC	2838-72	27.3	290	05/17/07	22.13	0.0006 U
Sinclair Inlet	SI-SS-3	Sand sole	WBC	2838-73	29.8	320	05/17/07	21.05	0.00722

Client Code	Client Code			Units = µg/g WET weight					
			Sample		Length	Weight	Collection	Percent	
Station	PSAMP Code	Organism	Type	MSL Code	(cm)	(g)	Date	Dry	Ag
								Instrument:	ICP-MS
Laboratory Achieved Method Detection Limits (converted to wet weight)							Average	27.01	0.0006
Reporting Limit, Wet Weight								0.002	
Sinclair Inlet	SI-SSc-1/2	Staghorn sculpin (2)	COMP	2838-77-78	14.9	48	05/17/07	20.66	0.0283
Sinclair Inlet	SI-SSc-3/5	Staghorn sculpin (2)	COMP	2838-79-81	14.3	53	05/17/07	20.03	0.0130
Sinclair Inlet	SI-SSc-4/6	Staghorn sculpin (2)	COMP	2838-80-82	16.2	75	05/17/07	19.51	0.0277
Sinclair Inlet	SI-RF-1	Ratfish	WBC	2838-83	41.3	550	05/17/07	32.67	0.735
Sinclair Inlet	SI-RF-2	Ratfish	WBC	2838-84	36.8	380	05/17/07	26.61	0.258
Sinclair Inlet	SI-SP-4/5	Shinner Surfperch (2)	COMP	2838-88-89	7.62	13	05/17/07	24.47	0.00881
Sinclair Inlet	SI-SP-6/2	Shinner Surfperch (2)	COMP	2838-90-86	6.67	11	05/17/07	24.68	0.0108
Sinclair Inlet	SI-SP-7/3	Shinner Surfperch (2)	COMP	2838-91-87	7.3	11	05/17/07	25.12	0.0191
Sinclair Inlet	SI-GC-2/6	Graceful Crab (2)	COMP	2838-93-97	7.62	103	05/17/07	28.75	0.296
Sinclair Inlet	SI-GC-3/4	Graceful Crab (2)	COMP	2838-94-95	6.99	67	05/17/07	33.60	0.221
Sinclair Inlet	SI-GC-7/1	Graceful Crab (2)	COMP	2838-98-92	6.67	60	05/17/07	54.85	0.435
Sinclair Inlet	SI-GC-5/8	Graceful Crab (2)	COMP	2838-96-99	7.62	92	05/17/07	30.89	0.383
Sinclair Inlet	SI-SC-COMP	Sea cucumber (6)	COMP	2838-100		4100	05/17/07	9.52	0.0131
Port Gardner	PG-ES-1	English Sole	WBC	2838-101	24.8	158	05/29/07	19.23	0.00165 J
Port Gardner	PG-ES-2	English Sole	WBC	2838-102	21.6	101	05/29/07	20.82	0.000849 J
Port Gardner	PG-ES-3	English Sole	WBC	2838-103	24.8	128	05/29/07	19.95	0.00123 J
Nisqually	NIS-ES-1	English Sole	WBC	2838-104	25.4	166	05/30/07	20.67	0.00589
Nisqually	NIS-ES-2	English Sole	WBC	2838-105	26.7	214	05/30/07	21.52	0.0125
Nisqually	NIS-ES-3	English Sole	WBC	2838-106	30.5	290	05/30/07	21.61	0.00501
Nisqually	NIS-RF-1	Ratfish	WBC	2838-107	48.3	620	05/30/07	31.21	1.53
Nisqually	NIS-RF-2	Ratfish	WBC	2838-108	40.6	430	05/30/07	32.53	0.238
Nisqually	NIS-RF-3	Ratfish	WBC	2838-109	38.1	450	05/30/07	29.35	0.628
Commencement Bay	CB-ES-1	English Sole	WBC	2838-110	22.9	145	05/31/07	21.50	0.00598
Commencement Bay	CB-ES-2	English Sole	WBC	2838-111	24.8	157	05/31/07	23.68	0.0135
Commencement Bay	CB-ES-3	English Sole	WBC	2838-112	24.8	162	05/31/07	23.16	0.0148
Commencement Bay	CB-RF-1	Ratfish	WBC	2838-113	40.6	320	05/31/07	30.17	0.272
Commencement Bay	CB-RF-2	Ratfish	WBC	2838-114	38.7	350	05/31/07	28.54	0.973
Commencement Bay	CB-RF-3	Ratfish	WBC	2838-115	38.7	390	05/31/07	30.58	0.266
Duwamish	DU-ES-1	English Sole	WBC	2838-116	17.8	75	05/18/07	22.95	0.00523
Duwamish	DU-ES-2	English Sole	WBC	2838-117	21.6	96	05/18/07	20.32	0.00711
Duwamish	DU-ES-3	English Sole	WBC	2838-118	26.0	156	05/18/07	23.00	0.00213
Admiralty Inlet	DF-EM-1	Dogfish 1	EM	2838-126		410	09/19/07	52.97	0.0107
Admiralty Inlet	DF-EM-2	Dogfish 2	EM	2838-127		440	09/19/07	52.87	0.0129
Admiralty Inlet	DF-LV-1	Dogfish 1	LV	2838-132		498	09/19/07	55.21	0.282
Admiralty Inlet	DF-LV-2	Dogfish 2	LV	2838-133		260	09/19/07	52.95	0.0604
Admiralty Inlet	DF-DIG-1	Dogfish 1	DIG	2838-138		319	09/19/07	22.67	0.0465
Admiralty Inlet	DF-DIG-2	Dogfish 2	DIG	2838-139		194	09/19/07	21.16	0.00214
Admiralty Inlet	DF-SWC-1	Dogfish 1	SWC	2838-174			09/19/07	37.19	0.0006 U
Admiralty Inlet	DF-SWC-2	Dogfish 2	SWC	2838-175			09/19/07	28.81	0.0006 U
Admiralty Inlet	DF-WBWC-1	Dogfish 1	WBWC	2838-177	110.5	5400	09/19/07	39.76	0.0145
Admiralty Inlet	DF-WBWC-3	Dogfish 3	WBWC	2838-179	93.03	3140	09/19/07	36.70	0.00150 J
Admiralty Inlet	DF-WBWC-2	Dogfish 2	WBWC	2838-178	104.8	4290	09/19/07	35.83	0.00566
Admiralty Inlet	DF-EM-4	Dogfish 4	EM	2838-129		188	09/19/07	52.59	0.00360
Admiralty Inlet	DF-EM-6	Dogfish 6	EM	2838-131		322	09/19/07	56.33	0.00242
Admiralty Inlet	DF-LV-4	Dogfish 4	LV	2838-135		790	09/19/07	77.18	0.0486
Admiralty Inlet	DF-LV-6	Dogfish 6	LV	2838-137		434	09/19/07	31.93	0.0354
Admiralty Inlet	DF-DIG-4	Dogfish 4	DIG	2838-141		320	09/19/07	15.59	0.00451
Admiralty Inlet	DF-DIG-6	Dogfish 6	DIG	2838-143		327	09/19/07	17.06	0.00677
Admiralty Inlet	DF-SWC-6	Dogfish 6	SWC	2838-176			09/19/07	35.23	0.0006 U
Admiralty Inlet	DF-WBWC-4	Dogfish 4	WBWC	2838-180	111.1	5420	09/19/07	40.36	0.00266
Admiralty Inlet	DF-WBWC-5	Dogfish 5	WBWC	2838-181	93.98	3020	09/19/07	41.03	0.0185
Admiralty Inlet	DF-WBWC-6	Dogfish 6	WBWC	2838-182	98.11	4090	09/19/07	37.03	0.00644
Admiralty Inlet	DF-SWC-4	Dogfish 4	SWC	2838-183			09/19/07	29.84	0.0006 U

Client Code	Client Code			Units = µg/g WET weight					
			Sample		Length	Weight	Collection	Percent	
Station	PSAMP Code	Organism	Type	MSL Code	(cm)	(g)	Date	Dry	As
								Instrument: ICP-MS	
Laboratory Achieved Method Detection Limits (converted to wet weight)							Average	27.01	0.03
Reporting Limit, Wet Weight									0.1
Vendovi	V-ES-5	English Sole	WBC	2838-5	27.9	224	05/01/07	18.59	5.93
Vendovi	V-ES-6	English Sole	WBC	2838-6	27.9	250	05/01/07	17.79	8.06
Vendovi	V-ES-8	English Sole	WBC	2838-8	27.3	197	05/01/07	22.64	6.32
Vendovi	V-RS-1	Rock sole	WBC	2838-10	20.3	119	05/01/07	21.79	2.94
Vendovi	V-RS-2	Rock sole	WBC	2838-11	21.0	142	05/01/07	21.23	2.61
Vendovi	V-RS-3	Rock sole	WBC	2838-12	31.1	510	05/01/07	20.30	3.69
Vendovi	V-SSc-1	Staghorn sculpin	WBC	2838-13	17.8	94	05/01/07	19.54	2.66
Vendovi	V-SSc-2	Staghorn sculpin	WBC	2838-14	24.8	298	05/01/07	20.54	2.94
Vendovi	V-SSc-3	Staghorn sculpin	WBC	2838-15	25.4	294	05/01/07	19.90	3.04
Vendovi	V-SP-1	Shinner Surfperch	WBC	2838-16	7.62	16	05/01/07	23.28	0.957
Vendovi	V-SP-2	Shinner Surfperch	WBC	2838-17	8.89	15	05/01/07	22.19	0.708
Vendovi	V-SP-3	Shinner Surfperch	WBC	2838-18	8.89	16	05/01/07	24.13	1.25
Vendovi	V-SC-COMP	Sea cucumber (3)	COMP	2838-19		5501	05/01/07	13.20	1.43
Strait of Georgia	SG-ES-3	English Sole	WBC	2838-22	26.7	184	05/02/07	20.54	2.24
Strait of Georgia	SG-ES-4	English Sole	WBC	2838-23	26.0	189	05/02/07	20.95	3.79
Strait of Georgia	SG-ES-5	English Sole	WBC	2838-24	26.7	192	05/02/07	21.39	3.79
Strait of Georgia	SG-RF-1	Ratfish	WBC	2838-29	27.9	115	05/02/07	19.86	5.86
Strait of Georgia	SG-RF-2	Ratfish	WBC	2838-30	35.6	320	05/02/07	27.99	4.28
Strait of Georgia	SG-RF-3	Ratfish	WBC	2838-31	48.3	770	05/02/07	33.64	10.7
Strait of Georgia	SG-SC-COMP	Sea cucumber (6)	COMP	2838-32		290	05/02/07	7.70	1.29
Hood Canal	HC-ES-1	English Sole	WBC	2838-33	22.9	131	05/03/07	17.91	5.03
Hood Canal	HC-ES-2	English Sole	WBC	2838-34	22.9	133	05/03/07	20.28	10.4
Hood Canal	HC-ES-3	English Sole	WBC	2838-35	26.7	220	05/03/07	21.19	4.60
Hood Canal	HC-RS-1	Rock sole	WBC	2838-36	31.8	460	05/03/07	22.07	2.47
Hood Canal	HC-RF-1	Ratfish	WBC	2838-37	39.4	480	05/03/07	25.63	7.23
Hood Canal	HC-RF-2	Ratfish	WBC	2838-38	38.1	340	05/03/07	27.04	6.90
Hood Canal	HC-RF-3	Ratfish	WBC	2838-39	42.5	450	05/03/07	27.61	9.80
Hood Canal	HC-SP1	Shinner Surfperch	WBC	2838-40	9.53	16	05/03/07	27.84	1.14
Hood Canal	HC-SP2	Shinner Surfperch	WBC	2838-41	10.2	20	05/03/07	34.05	1.28
Hood Canal	HC-GC-1	Graceful Crab	WBC	2838-43	10.2	237	05/03/07	19.14	3.37
Elliott Bay	EB-ES-1/2	English Sole (2)	COMP	2838-45-46	15.8	44	05/16/07	21.44	3.24
Elliott Bay	EB-ES-3	English Sole	WBC	2838-47	26.0	157	05/16/07	19.72	5.34
Elliott Bay	EB-RF-1	Ratfish	WBC	2838-48	40.6	350	05/16/07	26.43	13.0
Elliott Bay	EB-RF-2	Ratfish	WBC	2838-49	41.9	370	05/16/07	27.23	8.22
Elliott Bay	EB-RF-3	Ratfish	WBC	2838-50	53.3	810	05/16/07	27.11	6.70
Eagle Harbor	EH-ES-2	English Sole	WBC	2838-52	35.6	420	05/19/07	17.35	2.76
Eagle Harbor	EH-ES-3	English Sole	WBC	2838-53	22.2	89	05/19/07	23.38	4.86
Eagle Harbor	EH-ES-4	English Sole	WBC	2838-54	27.3	199	05/19/07	21.69	3.38
Eagle Harbor	EH-RF-1	Ratfish	WBC	2838-55	33.0	230	05/19/07	26.50	10.0
Eagle Harbor	EH-RF-2	Ratfish	WBC	2838-56	38.1	380	05/19/07	23.39	6.29
Eagle Harbor	EH-RF-3	Ratfish	WBC	2838-57	50.8	760	05/19/07	31.68	7.35
Sinclair Inlet	SI-ES-1	English Sole	WBC	2838-58	29.2	330	05/17/07	22.19	2.64
Sinclair Inlet	SI-ES-2	English Sole	WBC	2838-59	29.2	330	05/17/07	19.35	3.41
Sinclair Inlet	SI-ES-4	English Sole	WBC	2838-61	25.4	192	05/17/07	40.66	8.86
Sinclair Inlet	SI-ES-6	English Sole	WBC	2838-63	25.4	178	05/17/07	20.31	2.30
Sinclair Inlet	SI-ES-7	English Sole	WBC	2838-64	25.4	179	05/17/07	20.51	2.54
Sinclair Inlet	SI-ES-8	English Sole	WBC	2838-65	29.2	261	05/17/07	20.71	3.52
Sinclair Inlet	SI-RS-1/2	Rock sole (2)	COMP	2838-67-68	10.2	23	05/17/07	24.28	3.11
Sinclair Inlet	SI-RS-3	Rock sole	WBC	2838-69	27.3	320	05/17/07	21.12	5.07
Sinclair Inlet	SI-RS-4	Rock sole	WBC	2838-70	26.7	220	05/17/07	21.17	6.96
Sinclair Inlet	SI-SS-1	Sand sole	WBC	2838-71	25.4	270	05/17/07	21.66	1.74
Sinclair Inlet	SI-SS-2	Sand sole	WBC	2838-72	27.3	290	05/17/07	22.13	1.59
Sinclair Inlet	SI-SS-3	Sand sole	WBC	2838-73	29.8	320	05/17/07	21.05	1.61

Client Code	Client Code			Units = µg/g WET weight						
			Sample		Length	Weight	Collection	Percent		
Station	PSAMP Code	Organism	Type	MSL Code	(cm)	(g)	Date	Dry	As	
								Instrument:	ICP-MS	
Laboratory Achieved Method Detection Limits (converted to wet weight)								Average	27.01	0.03
Reporting Limit, Wet Weight										0.1
Sinclair Inlet	SI-SSc-1/2	Staghorn sculpin (2)	COMP	2838-77-78	14.9	48	05/17/07	20.66	1.73	
Sinclair Inlet	SI-SSc-3/5	Staghorn sculpin (2)	COMP	2838-79-81	14.3	53	05/17/07	20.03	1.18	
Sinclair Inlet	SI-SSc-4/6	Staghorn sculpin (2)	COMP	2838-80-82	16.2	75	05/17/07	19.51	1.88	
Sinclair Inlet	SI-RF-1	Ratfish	WBC	2838-83	41.3	550	05/17/07	32.67	9.54	
Sinclair Inlet	SI-RF-2	Ratfish	WBC	2838-84	36.8	380	05/17/07	26.61	9.29	
Sinclair Inlet	SI-SP-4/5	Shinner Surfperch (2)	COMP	2838-88-89	7.62	13	05/17/07	24.47	0.670	
Sinclair Inlet	SI-SP-6/2	Shinner Surfperch (2)	COMP	2838-90-86	6.67	11	05/17/07	24.68	0.876	
Sinclair Inlet	SI-SP-7/3	Shinner Surfperch (2)	COMP	2838-91-87	7.3	11	05/17/07	25.12	1.07	
Sinclair Inlet	SI-GC-2/6	Graceful Crab (2)	COMP	2838-93-97	7.62	103	05/17/07	28.75	5.26	
Sinclair Inlet	SI-GC-3/4	Graceful Crab (2)	COMP	2838-94-95	6.99	67	05/17/07	33.60	4.17	
Sinclair Inlet	SI-GC-7/1	Graceful Crab (2)	COMP	2838-98-92	6.67	60	05/17/07	54.85	8.12	
Sinclair Inlet	SI-GC-5/8	Graceful Crab (2)	COMP	2838-96-99	7.62	92	05/17/07	30.89	4.48	
Sinclair Inlet	SI-SC-COMP	Sea cucumber (6)	COMP	2838-100		4100	05/17/07	9.52	1.03	
Port Gardner	PG-ES-1	English Sole	WBC	2838-101	24.8	158	05/29/07	19.23	2.98	
Port Gardner	PG-ES-2	English Sole	WBC	2838-102	21.6	101	05/29/07	20.82	2.58	
Port Gardner	PG-ES-3	English Sole	WBC	2838-103	24.8	128	05/29/07	19.95	2.91	
Nisqually	NIS-ES-1	English Sole	WBC	2838-104	25.4	166	05/30/07	20.67	4.86	
Nisqually	NIS-ES-2	English Sole	WBC	2838-105	26.7	214	05/30/07	21.52	5.40	
Nisqually	NIS-ES-3	English Sole	WBC	2838-106	30.5	290	05/30/07	21.61	4.41	
Nisqually	NIS-RF-1	Ratfish	WBC	2838-107	48.3	620	05/30/07	31.21	10.9	
Nisqually	NIS-RF-2	Ratfish	WBC	2838-108	40.6	430	05/30/07	32.53	8.75	
Nisqually	NIS-RF-3	Ratfish	WBC	2838-109	38.1	450	05/30/07	29.35	7.98	
Commencement Bay	CB-ES-1	English Sole	WBC	2838-110	22.9	145	05/31/07	21.50	4.45	
Commencement Bay	CB-ES-2	English Sole	WBC	2838-111	24.8	157	05/31/07	23.68	1.61	
Commencement Bay	CB-ES-3	English Sole	WBC	2838-112	24.8	162	05/31/07	23.16	4.56	
Commencement Bay	CB-RF-1	Ratfish	WBC	2838-113	40.6	320	05/31/07	30.17	5.55	
Commencement Bay	CB-RF-2	Ratfish	WBC	2838-114	38.7	350	05/31/07	28.54	5.91	
Commencement Bay	CB-RF-3	Ratfish	WBC	2838-115	38.7	390	05/31/07	30.58	4.92	
Duwamish	DU-ES-1	English Sole	WBC	2838-116	17.8	75	05/18/07	22.95	3.79	
Duwamish	DU-ES-2	English Sole	WBC	2838-117	21.6	96	05/18/07	20.32	2.28	
Duwamish	DU-ES-3	English Sole	WBC	2838-118	26.0	156	05/18/07	23.00	5.47	
Admiralty Inlet	DF-EM-1	Dogfish 1	EM	2838-126		410	09/19/07	52.97	5.77	
Admiralty Inlet	DF-EM-2	Dogfish 2	EM	2838-127		440	09/19/07	52.87	4.11	
Admiralty Inlet	DF-LV-1	Dogfish 1	LV	2838-132		498	09/19/07	55.21	9.72	
Admiralty Inlet	DF-LV-2	Dogfish 2	LV	2838-133		260	09/19/07	52.95	4.14	
Admiralty Inlet	DF-DIG-1	Dogfish 1	DIG	2838-138		319	09/19/07	22.67	5.80	
Admiralty Inlet	DF-DIG-2	Dogfish 2	DIG	2838-139		194	09/19/07	21.16	1.41	
Admiralty Inlet	DF-SWC-1	Dogfish 1	SWC	2838-174			09/19/07	37.19	3.69	
Admiralty Inlet	DF-SWC-2	Dogfish 2	SWC	2838-175			09/19/07	28.81	1.59	
Admiralty Inlet	DF-WBWC-1	Dogfish 1	WBWC	2838-177	110.5	5400	09/19/07	39.76	4.41	
Admiralty Inlet	DF-WBWC-3	Dogfish 3	WBWC	2838-179	93.03	3140	09/19/07	36.70	2.73	
Admiralty Inlet	DF-WBWC-2	Dogfish 2	WBWC	2838-178	104.8	4290	09/19/07	35.83	2.82	
Admiralty Inlet	DF-EM-4	Dogfish 4	EM	2838-129		188	09/19/07	52.59	5.73	
Admiralty Inlet	DF-EM-6	Dogfish 6	EM	2838-131		322	09/19/07	56.33	5.42	
Admiralty Inlet	DF-LV-4	Dogfish 4	LV	2838-135		790	09/19/07	77.18	8.49	
Admiralty Inlet	DF-LV-6	Dogfish 6	LV	2838-137		434	09/19/07	31.93	4.69	
Admiralty Inlet	DF-DIG-4	Dogfish 4	DIG	2838-141		320	09/19/07	15.59	3.32	
Admiralty Inlet	DF-DIG-6	Dogfish 6	DIG	2838-143		327	09/19/07	17.06	1.89	
Admiralty Inlet	DF-SWC-6	Dogfish 6	SWC	2838-176			09/19/07	35.23	3.73	
Admiralty Inlet	DF-WBWC-4	Dogfish 4	WBWC	2838-180	111.1	5420	09/19/07	40.36	4.88	
Admiralty Inlet	DF-WBWC-5	Dogfish 5	WBWC	2838-181	93.98	3020	09/19/07	41.03	5.17	
Admiralty Inlet	DF-WBWC-6	Dogfish 6	WBWC	2838-182	98.11	4090	09/19/07	37.03	4.18	
Admiralty Inlet	DF-SWC-4	Dogfish 4	SWC	2838-183			09/19/07	29.84	3.49	

Client Code	Client Code			Units = µg/g WET weight					
			Sample		Length	Weight	Collection	Percent	
Station	PSAMP Code	Organism	Type	MSL Code	(cm)	(g)	Date	Dry	Cd
								Instrument:	ICP-MS
Laboratory Achieved Method Detection Limits (converted to wet weight)							Average	27.01	0.0006
Reporting Limit, Wet Weight								0.002	
Vendovi	V-ES-5	English Sole	WBC	2838-5	27.9	224	05/01/07	18.59	0.0164
Vendovi	V-ES-6	English Sole	WBC	2838-6	27.9	250	05/01/07	17.79	0.0117
Vendovi	V-ES-8	English Sole	WBC	2838-8	27.3	197	05/01/07	22.64	0.0159
Vendovi	V-RS-1	Rock sole	WBC	2838-10	20.3	119	05/01/07	21.79	0.00708
Vendovi	V-RS-2	Rock sole	WBC	2838-11	21.0	142	05/01/07	21.23	0.0134
Vendovi	V-RS-3	Rock sole	WBC	2838-12	31.1	510	05/01/07	20.30	0.0280
Vendovi	V-SSc-1	Staghorn sculpin	WBC	2838-13	17.8	94	05/01/07	19.54	0.0326
Vendovi	V-SSc-2	Staghorn sculpin	WBC	2838-14	24.8	298	05/01/07	20.54	0.0401
Vendovi	V-SSc-3	Staghorn sculpin	WBC	2838-15	25.4	294	05/01/07	19.90	0.0190
Vendovi	V-SP-1	Shinner Surfperch	WBC	2838-16	7.62	16	05/01/07	23.28	0.0300
Vendovi	V-SP-2	Shinner Surfperch	WBC	2838-17	8.89	15	05/01/07	22.19	0.0322
Vendovi	V-SP-3	Shinner Surfperch	WBC	2838-18	8.89	16	05/01/07	24.13	0.0490
Vendovi	V-SC-COMP	Sea cucumber (3)	COMP	2838-19		5501	05/01/07	13.20	0.0594
Strait of Georgia	SG-ES-3	English Sole	WBC	2838-22	26.7	184	05/02/07	20.54	0.00690
Strait of Georgia	SG-ES-4	English Sole	WBC	2838-23	26.0	189	05/02/07	20.95	0.0127
Strait of Georgia	SG-ES-5	English Sole	WBC	2838-24	26.7	192	05/02/07	21.39	0.0162
Strait of Georgia	SG-RF-1	Ratfish	WBC	2838-29	27.9	115	05/02/07	19.86	0.00546
Strait of Georgia	SG-RF-2	Ratfish	WBC	2838-30	35.6	320	05/02/07	27.99	0.00982
Strait of Georgia	SG-RF-3	Ratfish	WBC	2838-31	48.3	770	05/02/07	33.64	0.0228
Strait of Georgia	SG-SC-COMP	Sea cucumber (6)	COMP	2838-32		290	05/02/07	7.70	0.120
Hood Canal	HC-ES-1	English Sole	WBC	2838-33	22.9	131	05/03/07	17.91	0.00947
Hood Canal	HC-ES-2	English Sole	WBC	2838-34	22.9	133	05/03/07	20.28	0.0105
Hood Canal	HC-ES-3	English Sole	WBC	2838-35	26.7	220	05/03/07	21.19	0.00949
Hood Canal	HC-RS-1	Rock sole	WBC	2838-36	31.8	460	05/03/07	22.07	0.0243
Hood Canal	HC-RF-1	Ratfish	WBC	2838-37	39.4	480	05/03/07	25.63	0.0779
Hood Canal	HC-RF-2	Ratfish	WBC	2838-38	38.1	340	05/03/07	27.04	0.0525
Hood Canal	HC-RF-3	Ratfish	WBC	2838-39	42.5	450	05/03/07	27.61	0.0555
Hood Canal	HC-SP1	Shinner Surfperch	WBC	2838-40	9.53	16	05/03/07	27.84	0.0476
Hood Canal	HC-SP2	Shinner Surfperch	WBC	2838-41	10.2	20	05/03/07	34.05	0.0385
Hood Canal	HC-GC-1	Graceful Crab	WBC	2838-43	10.2	237	05/03/07	19.14	0.463
Elliott Bay	EB-ES-1/2	English Sole (2)	COMP	2838-45-46	15.8	44	05/16/07	21.44	0.0236
Elliott Bay	EB-ES-3	English Sole	WBC	2838-47	26.0	157	05/16/07	19.72	0.0199
Elliott Bay	EB-RF-1	Ratfish	WBC	2838-48	40.6	350	05/16/07	26.43	0.0682
Elliott Bay	EB-RF-2	Ratfish	WBC	2838-49	41.9	370	05/16/07	27.23	0.0438
Elliott Bay	EB-RF-3	Ratfish	WBC	2838-50	53.3	810	05/16/07	27.11	0.0211
Eagle Harbor	EH-ES-2	English Sole	WBC	2838-52	35.6	420	05/19/07	17.35	0.0361
Eagle Harbor	EH-ES-3	English Sole	WBC	2838-53	22.2	89	05/19/07	23.38	0.0933
Eagle Harbor	EH-ES-4	English Sole	WBC	2838-54	27.3	199	05/19/07	21.69	0.00701
Eagle Harbor	EH-RF-1	Ratfish	WBC	2838-55	33.0	230	05/19/07	26.50	0.0228
Eagle Harbor	EH-RF-2	Ratfish	WBC	2838-56	38.1	380	05/19/07	23.39	0.0547
Eagle Harbor	EH-RF-3	Ratfish	WBC	2838-57	50.8	760	05/19/07	31.68	0.0295
Sinclair Inlet	SI-ES-1	English Sole	WBC	2838-58	29.2	330	05/17/07	22.19	0.0104
Sinclair Inlet	SI-ES-2	English Sole	WBC	2838-59	29.2	330	05/17/07	19.35	0.0163
Sinclair Inlet	SI-ES-4	English Sole	WBC	2838-61	25.4	192	05/17/07	40.66	0.0312
Sinclair Inlet	SI-ES-6	English Sole	WBC	2838-63	25.4	178	05/17/07	20.31	0.00526
Sinclair Inlet	SI-ES-7	English Sole	WBC	2838-64	25.4	179	05/17/07	20.51	0.0172
Sinclair Inlet	SI-ES-8	English Sole	WBC	2838-65	29.2	261	05/17/07	20.71	0.0112
Sinclair Inlet	SI-RS-1/2	Rock sole (2)	COMP	2838-67-68	10.2	23	05/17/07	24.28	0.00799
Sinclair Inlet	SI-RS-3	Rock sole	WBC	2838-69	27.3	320	05/17/07	21.12	0.0124
Sinclair Inlet	SI-RS-4	Rock sole	WBC	2838-70	26.7	220	05/17/07	21.17	0.00726
Sinclair Inlet	SI-SS-1	Sand sole	WBC	2838-71	25.4	270	05/17/07	21.66	0.0290
Sinclair Inlet	SI-SS-2	Sand sole	WBC	2838-72	27.3	290	05/17/07	22.13	0.00476
Sinclair Inlet	SI-SS-3	Sand sole	WBC	2838-73	29.8	320	05/17/07	21.05	0.00747

Client Code	Client Code			Units = µg/g WET weight					
			Sample		Length	Weight	Collection	Percent	
Station	PSAMP Code	Organism	Type	MSL Code	(cm)	(g)	Date	Dry	Cd
								Instrument:	ICP-MS
Laboratory Achieved Method Detection Limits (converted to wet weight)							Average	27.01	0.0006
Reporting Limit, Wet Weight									0.002
Sinclair Inlet	SI-SSc-1/2	Staghorn sculpin (2)	COMP	2838-77-78	14.9	48	05/17/07	20.66	0.0141
Sinclair Inlet	SI-SSc-3/5	Staghorn sculpin (2)	COMP	2838-79-81	14.3	53	05/17/07	20.03	0.00995
Sinclair Inlet	SI-SSc-4/6	Staghorn sculpin (2)	COMP	2838-80-82	16.2	75	05/17/07	19.51	0.0124
Sinclair Inlet	SI-RF-1	Ratfish	WBC	2838-83	41.3	550	05/17/07	32.67	0.0376
Sinclair Inlet	SI-RF-2	Ratfish	WBC	2838-84	36.8	380	05/17/07	26.61	0.0325
Sinclair Inlet	SI-SP-4/5	Shinner Surfperch (2)	COMP	2838-88-89	7.62	13	05/17/07	24.47	0.0489
Sinclair Inlet	SI-SP-6/2	Shinner Surfperch (2)	COMP	2838-90-86	6.67	11	05/17/07	24.68	0.0358
Sinclair Inlet	SI-SP-7/3	Shinner Surfperch (2)	COMP	2838-91-87	7.3	11	05/17/07	25.12	0.0332
Sinclair Inlet	SI-GC-2/6	Graceful Crab (2)	COMP	2838-93-97	7.62	103	05/17/07	28.75	0.160
Sinclair Inlet	SI-GC-3/4	Graceful Crab (2)	COMP	2838-94-95	6.99	67	05/17/07	33.60	0.130
Sinclair Inlet	SI-GC-7/1	Graceful Crab (2)	COMP	2838-98-92	6.67	60	05/17/07	54.85	0.177
Sinclair Inlet	SI-GC-5/8	Graceful Crab (2)	COMP	2838-96-99	7.62	92	05/17/07	30.89	0.113
Sinclair Inlet	SI-SC-COMP	Sea cucumber (6)	COMP	2838-100		4100	05/17/07	9.52	0.100
Port Gardner	PG-ES-1	English Sole	WBC	2838-101	24.8	158	05/29/07	19.23	0.0127
Port Gardner	PG-ES-2	English Sole	WBC	2838-102	21.6	101	05/29/07	20.82	0.0115
Port Gardner	PG-ES-3	English Sole	WBC	2838-103	24.8	128	05/29/07	19.95	0.0110
Nisqually	NIS-ES-1	English Sole	WBC	2838-104	25.4	166	05/30/07	20.67	0.0294
Nisqually	NIS-ES-2	English Sole	WBC	2838-105	26.7	214	05/30/07	21.52	0.0334
Nisqually	NIS-ES-3	English Sole	WBC	2838-106	30.5	290	05/30/07	21.61	0.0341
Nisqually	NIS-RF-1	Ratfish	WBC	2838-107	48.3	620	05/30/07	31.21	0.0758
Nisqually	NIS-RF-2	Ratfish	WBC	2838-108	40.6	430	05/30/07	32.53	0.0249
Nisqually	NIS-RF-3	Ratfish	WBC	2838-109	38.1	450	05/30/07	29.35	0.156
Commencement Bay	CB-ES-1	English Sole	WBC	2838-110	22.9	145	05/31/07	21.50	0.0144
Commencement Bay	CB-ES-2	English Sole	WBC	2838-111	24.8	157	05/31/07	23.68	0.0419
Commencement Bay	CB-ES-3	English Sole	WBC	2838-112	24.8	162	05/31/07	23.16	0.0217
Commencement Bay	CB-RF-1	Ratfish	WBC	2838-113	40.6	320	05/31/07	30.17	0.0168
Commencement Bay	CB-RF-2	Ratfish	WBC	2838-114	38.7	350	05/31/07	28.54	0.0291
Commencement Bay	CB-RF-3	Ratfish	WBC	2838-115	38.7	390	05/31/07	30.58	0.0228
Duwamish	DU-ES-1	English Sole	WBC	2838-116	17.8	75	05/18/07	22.95	0.0169
Duwamish	DU-ES-2	English Sole	WBC	2838-117	21.6	96	05/18/07	20.32	0.0184
Duwamish	DU-ES-3	English Sole	WBC	2838-118	26.0	156	05/18/07	23.00	0.0207
Admiralty Inlet	DF-EM-1	Dogfish 1	EM	2838-126		410	09/19/07	52.97	0.0202
Admiralty Inlet	DF-EM-2	Dogfish 2	EM	2838-127		440	09/19/07	52.87	0.0124
Admiralty Inlet	DF-LV-1	Dogfish 1	LV	2838-132		498	09/19/07	55.21	3.46
Admiralty Inlet	DF-LV-2	Dogfish 2	LV	2838-133		260	09/19/07	52.95	2.20
Admiralty Inlet	DF-DIG-1	Dogfish 1	DIG	2838-138		319	09/19/07	22.67	4.26
Admiralty Inlet	DF-DIG-2	Dogfish 2	DIG	2838-139		194	09/19/07	21.16	0.459
Admiralty Inlet	DF-SWC-1	Dogfish 1	SWC	2838-174			09/19/07	37.19	0.00792
Admiralty Inlet	DF-SWC-2	Dogfish 2	SWC	2838-175			09/19/07	28.81	0.00959
Admiralty Inlet	DF-WBWC-1	Dogfish 1	WBWC	2838-177	110.5	5400	09/19/07	39.76	0.290
Admiralty Inlet	DF-WBWC-3	Dogfish 3	WBWC	2838-179	93.03	3140	09/19/07	36.70	0.153
Admiralty Inlet	DF-WBWC-2	Dogfish 2	WBWC	2838-178	104.8	4290	09/19/07	35.83	0.142
Admiralty Inlet	DF-EM-4	Dogfish 4	EM	2838-129		188	09/19/07	52.59	0.0368
Admiralty Inlet	DF-EM-6	Dogfish 6	EM	2838-131		322	09/19/07	56.33	0.0117
Admiralty Inlet	DF-LV-4	Dogfish 4	LV	2838-135		790	09/19/07	77.18	2.84
Admiralty Inlet	DF-LV-6	Dogfish 6	LV	2838-137		434	09/19/07	31.93	2.40
Admiralty Inlet	DF-DIG-4	Dogfish 4	DIG	2838-141		320	09/19/07	15.59	3.37
Admiralty Inlet	DF-DIG-6	Dogfish 6	DIG	2838-143		327	09/19/07	17.06	2.03
Admiralty Inlet	DF-SWC-6	Dogfish 6	SWC	2838-176			09/19/07	35.23	0.0170
Admiralty Inlet	DF-WBWC-4	Dogfish 4	WBWC	2838-180	111.1	5420	09/19/07	40.36	0.900
Admiralty Inlet	DF-WBWC-5	Dogfish 5	WBWC	2838-181	93.98	3020	09/19/07	41.03	0.0726
Admiralty Inlet	DF-WBWC-6	Dogfish 6	WBWC	2838-182	98.11	4090	09/19/07	37.03	0.974
Admiralty Inlet	DF-SWC-4	Dogfish 4	SWC	2838-183			09/19/07	29.84	0.0164

Client Code	Client Code			Units = µg/g WET weight					
			Sample		Length	Weight	Collection	Percent	
Station	PSAMP Code	Organism	Type	MSL Code	(cm)	(g)	Date	Dry	Cr
								Instrument:	ICP-OES
Laboratory Achieved Method Detection Limits (converted to wet weight)							Average	27.01	0.02
Reporting Limit, Wet Weight									0.06
Vendovi	V-ES-5	English Sole	WBC	2838-5	27.9	224	05/01/07	18.59	0.219
Vendovi	V-ES-6	English Sole	WBC	2838-6	27.9	250	05/01/07	17.79	0.157
Vendovi	V-ES-8	English Sole	WBC	2838-8	27.3	197	05/01/07	22.64	0.198
Vendovi	V-RS-1	Rock sole	WBC	2838-10	20.3	119	05/01/07	21.79	0.238
Vendovi	V-RS-2	Rock sole	WBC	2838-11	21.0	142	05/01/07	21.23	0.198
Vendovi	V-RS-3	Rock sole	WBC	2838-12	31.1	510	05/01/07	20.30	0.160
Vendovi	V-SSc-1	Staghorn sculpin	WBC	2838-13	17.8	94	05/01/07	19.54	0.260
Vendovi	V-SSc-2	Staghorn sculpin	WBC	2838-14	24.8	298	05/01/07	20.54	0.102
Vendovi	V-SSc-3	Staghorn sculpin	WBC	2838-15	25.4	294	05/01/07	19.90	0.135
Vendovi	V-SP-1	Shinner Surfperch	WBC	2838-16	7.62	16	05/01/07	23.28	0.121
Vendovi	V-SP-2	Shinner Surfperch	WBC	2838-17	8.89	15	05/01/07	22.19	0.182
Vendovi	V-SP-3	Shinner Surfperch	WBC	2838-18	8.89	16	05/01/07	24.13	0.141
Vendovi	V-SC-COMP	Sea cucumber (3)	COMP	2838-19		5501	05/01/07	13.20	3.97
Strait of Georgia	SG-ES-3	English Sole	WBC	2838-22	26.7	184	05/02/07	20.54	0.165
Strait of Georgia	SG-ES-4	English Sole	WBC	2838-23	26.0	189	05/02/07	20.95	0.158
Strait of Georgia	SG-ES-5	English Sole	WBC	2838-24	26.7	192	05/02/07	21.39	0.272
Strait of Georgia	SG-RF-1	Ratfish	WBC	2838-29	27.9	115	05/02/07	19.86	0.0455 J
Strait of Georgia	SG-RF-2	Ratfish	WBC	2838-30	35.6	320	05/02/07	27.99	0.114
Strait of Georgia	SG-RF-3	Ratfish	WBC	2838-31	48.3	770	05/02/07	33.64	0.0307 J
Strait of Georgia	SG-SC-COMP	Sea cucumber (6)	COMP	2838-32		290	05/02/07	7.70	0.628
Hood Canal	HC-ES-1	English Sole	WBC	2838-33	22.9	131	05/03/07	17.91	0.344
Hood Canal	HC-ES-2	English Sole	WBC	2838-34	22.9	133	05/03/07	20.28	0.0815
Hood Canal	HC-ES-3	English Sole	WBC	2838-35	26.7	220	05/03/07	21.19	0.181
Hood Canal	HC-RS-1	Rock sole	WBC	2838-36	31.8	460	05/03/07	22.07	0.151
Hood Canal	HC-RF-1	Ratfish	WBC	2838-37	39.4	480	05/03/07	25.63	0.0812
Hood Canal	HC-RF-2	Ratfish	WBC	2838-38	38.1	340	05/03/07	27.04	0.0649
Hood Canal	HC-RF-3	Ratfish	WBC	2838-39	42.5	450	05/03/07	27.61	0.0373 J
Hood Canal	HC-SP1	Shinner Surfperch	WBC	2838-40	9.53	16	05/03/07	27.84	0.295
Hood Canal	HC-SP2	Shinner Surfperch	WBC	2838-41	10.2	20	05/03/07	34.05	0.221
Hood Canal	HC-GC-1	Graceful Crab	WBC	2838-43	10.2	237	05/03/07	19.14	0.272
Elliott Bay	EB-ES-1/2	English Sole (2)	COMP	2838-45-46	15.8	44	05/16/07	21.44	0.287
Elliott Bay	EB-ES-3	English Sole	WBC	2838-47	26.0	157	05/16/07	19.72	0.183
Elliott Bay	EB-RF-1	Ratfish	WBC	2838-48	40.6	350	05/16/07	26.43	0.0772
Elliott Bay	EB-RF-2	Ratfish	WBC	2838-49	41.9	370	05/16/07	27.23	0.0455 J
Elliott Bay	EB-RF-3	Ratfish	WBC	2838-50	53.3	810	05/16/07	27.11	0.0485 J
Eagle Harbor	EH-ES-2	English Sole	WBC	2838-52	35.6	420	05/19/07	17.35	0.350
Eagle Harbor	EH-ES-3	English Sole	WBC	2838-53	22.2	89	05/19/07	23.38	0.451
Eagle Harbor	EH-ES-4	English Sole	WBC	2838-54	27.3	199	05/19/07	21.69	0.297
Eagle Harbor	EH-RF-1	Ratfish	WBC	2838-55	33.0	230	05/19/07	26.50	0.564
Eagle Harbor	EH-RF-2	Ratfish	WBC	2838-56	38.1	380	05/19/07	23.39	0.0426 J
Eagle Harbor	EH-RF-3	Ratfish	WBC	2838-57	50.8	760	05/19/07	31.68	0.141
Sinclair Inlet	SI-ES-1	English Sole	WBC	2838-58	29.2	330	05/17/07	22.19	0.237
Sinclair Inlet	SI-ES-2	English Sole	WBC	2838-59	29.2	330	05/17/07	19.35	0.234
Sinclair Inlet	SI-ES-4	English Sole	WBC	2838-61	25.4	192	05/17/07	40.66	0.602
Sinclair Inlet	SI-ES-6	English Sole	WBC	2838-63	25.4	178	05/17/07	20.31	0.173
Sinclair Inlet	SI-ES-7	English Sole	WBC	2838-64	25.4	179	05/17/07	20.51	0.160
Sinclair Inlet	SI-ES-8	English Sole	WBC	2838-65	29.2	261	05/17/07	20.71	0.333
Sinclair Inlet	SI-RS-1/2	Rock sole (2)	COMP	2838-67-68	10.2	23	05/17/07	24.28	0.218
Sinclair Inlet	SI-RS-3	Rock sole	WBC	2838-69	27.3	320	05/17/07	21.12	0.140
Sinclair Inlet	SI-RS-4	Rock sole	WBC	2838-70	26.7	220	05/17/07	21.17	0.235
Sinclair Inlet	SI-SS-1	Sand sole	WBC	2838-71	25.4	270	05/17/07	21.66	0.159
Sinclair Inlet	SI-SS-2	Sand sole	WBC	2838-72	27.3	290	05/17/07	22.13	0.186
Sinclair Inlet	SI-SS-3	Sand sole	WBC	2838-73	29.8	320	05/17/07	21.05	0.171

Client Code	Client Code			Units = µg/g WET weight						
			Sample		Length	Weight	Collection	Percent		
Station	PSAMP Code	Organism	Type	MSL Code	(cm)	(g)	Date	Dry	Cr	
								Instrument:	ICP-OES	
Laboratory Achieved Method Detection Limits (converted to wet weight)								Average	27.01	0.02
Reporting Limit, Wet Weight									0.06	
Sinclair Inlet	SI-SSc-1/2	Staghorn sculpin (2)	COMP	2838-77-78	14.9	48	05/17/07	20.66	0.300	
Sinclair Inlet	SI-SSc-3/5	Staghorn sculpin (2)	COMP	2838-79-81	14.3	53	05/17/07	20.03	0.200	
Sinclair Inlet	SI-SSc-4/6	Staghorn sculpin (2)	COMP	2838-80-82	16.2	75	05/17/07	19.51	0.203	
Sinclair Inlet	SI-RF-1	Ratfish	WBC	2838-83	41.3	550	05/17/07	32.67	0.104	
Sinclair Inlet	SI-RF-2	Ratfish	WBC	2838-84	36.8	380	05/17/07	26.61	0.0431 J	
Sinclair Inlet	SI-SP-4/5	Shinner Surfperch (2)	COMP	2838-88-89	7.62	13	05/17/07	24.47	0.257	
Sinclair Inlet	SI-SP-6/2	Shinner Surfperch (2)	COMP	2838-90-86	6.67	11	05/17/07	24.68	0.149	
Sinclair Inlet	SI-SP-7/3	Shinner Surfperch (2)	COMP	2838-91-87	7.3	11	05/17/07	25.12	0.274	
Sinclair Inlet	SI-GC-2/6	Graceful Crab (2)	COMP	2838-93-97	7.62	103	05/17/07	28.75	0.702	
Sinclair Inlet	SI-GC-3/4	Graceful Crab (2)	COMP	2838-94-95	6.99	67	05/17/07	33.60	0.336	
Sinclair Inlet	SI-GC-7/1	Graceful Crab (2)	COMP	2838-98-92	6.67	60	05/17/07	54.85	0.581	
Sinclair Inlet	SI-GC-5/8	Graceful Crab (2)	COMP	2838-96-99	7.62	92	05/17/07	30.89	0.794	
Sinclair Inlet	SI-SC-COMP	Sea cucumber (6)	COMP	2838-100		4100	05/17/07	9.52	0.971	
Port Gardner	PG-ES-1	English Sole	WBC	2838-101	24.8	158	05/29/07	19.23	0.410	
Port Gardner	PG-ES-2	English Sole	WBC	2838-102	21.6	101	05/29/07	20.82	0.579	
Port Gardner	PG-ES-3	English Sole	WBC	2838-103	24.8	128	05/29/07	19.95	0.367	
Nisqually	NIS-ES-1	English Sole	WBC	2838-104	25.4	166	05/30/07	20.67	0.339	
Nisqually	NIS-ES-2	English Sole	WBC	2838-105	26.7	214	05/30/07	21.52	0.433	
Nisqually	NIS-ES-3	English Sole	WBC	2838-106	30.5	290	05/30/07	21.61	0.141	
Nisqually	NIS-RF-1	Ratfish	WBC	2838-107	48.3	620	05/30/07	31.21	0.0241 J	
Nisqually	NIS-RF-2	Ratfish	WBC	2838-108	40.6	430	05/30/07	32.53	0.0654	
Nisqually	NIS-RF-3	Ratfish	WBC	2838-109	38.1	450	05/30/07	29.35	0.0326 J	
Commencement Bay	CB-ES-1	English Sole	WBC	2838-110	22.9	145	05/31/07	21.50	0.169	
Commencement Bay	CB-ES-2	English Sole	WBC	2838-111	24.8	157	05/31/07	23.68	0.310	
Commencement Bay	CB-ES-3	English Sole	WBC	2838-112	24.8	162	05/31/07	23.16	0.340	
Commencement Bay	CB-RF-1	Ratfish	WBC	2838-113	40.6	320	05/31/07	30.17	0.0941	
Commencement Bay	CB-RF-2	Ratfish	WBC	2838-114	38.7	350	05/31/07	28.54	0.0990	
Commencement Bay	CB-RF-3	Ratfish	WBC	2838-115	38.7	390	05/31/07	30.58	0.0798	
Duwamish	DU-ES-1	English Sole	WBC	2838-116	17.8	75	05/18/07	22.95	0.282	
Duwamish	DU-ES-2	English Sole	WBC	2838-117	21.6	96	05/18/07	20.32	0.455	
Duwamish	DU-ES-3	English Sole	WBC	2838-118	26.0	156	05/18/07	23.00	0.237	
Admiralty Inlet	DF-EM-1	Dogfish 1	EM	2838-126		410	09/19/07	52.97	0.105	
Admiralty Inlet	DF-EM-2	Dogfish 2	EM	2838-127		440	09/19/07	52.87	0.113	
Admiralty Inlet	DF-LV-1	Dogfish 1	LV	2838-132		498	09/19/07	55.21	0.0348 J	
Admiralty Inlet	DF-LV-2	Dogfish 2	LV	2838-133		260	09/19/07	52.95	0.0757	
Admiralty Inlet	DF-DIG-1	Dogfish 1	DIG	2838-138		319	09/19/07	22.67	0.140	
Admiralty Inlet	DF-DIG-2	Dogfish 2	DIG	2838-139		194	09/19/07	21.16	0.0480 J	
Admiralty Inlet	DF-SWC-1	Dogfish 1	SWC	2838-174			09/19/07	37.19	0.0625	
Admiralty Inlet	DF-SWC-2	Dogfish 2	SWC	2838-175			09/19/07	28.81	0.0383 J	
Admiralty Inlet	DF-WBWC-1	Dogfish 1	WBWC	2838-177	110.5	5400	09/19/07	39.76	0.0676	
Admiralty Inlet	DF-WBWC-3	Dogfish 3	WBWC	2838-179	93.03	3140	09/19/07	36.70	0.0499 J	
Admiralty Inlet	DF-WBWC-2	Dogfish 2	WBWC	2838-178	104.8	4290	09/19/07	35.83	0.0656	
Admiralty Inlet	DF-EM-4	Dogfish 4	EM	2838-129		188	09/19/07	52.59	0.0915	
Admiralty Inlet	DF-EM-6	Dogfish 6	EM	2838-131		322	09/19/07	56.33	0.118	
Admiralty Inlet	DF-LV-4	Dogfish 4	LV	2838-135		790	09/19/07	77.18	0.0410 J	
Admiralty Inlet	DF-LV-6	Dogfish 6	LV	2838-137		434	09/19/07	31.93	0.0227 J	
Admiralty Inlet	DF-DIG-4	Dogfish 4	DIG	2838-141		320	09/19/07	15.59	0.0499 J	
Admiralty Inlet	DF-DIG-6	Dogfish 6	DIG	2838-143		327	09/19/07	17.06	0.665	
Admiralty Inlet	DF-SWC-6	Dogfish 6	SWC	2838-176			09/19/07	35.23	0.0571 J	
Admiralty Inlet	DF-WBWC-4	Dogfish 4	WBWC	2838-180	111.1	5420	09/19/07	40.36	0.102	
Admiralty Inlet	DF-WBWC-5	Dogfish 5	WBWC	2838-181	93.98	3020	09/19/07	41.03	0.0529 J	
Admiralty Inlet	DF-WBWC-6	Dogfish 6	WBWC	2838-182	98.11	4090	09/19/07	37.03	0.214	
Admiralty Inlet	DF-SWC-4	Dogfish 4	SWC	2838-183			09/19/07	29.84	0.0477 J	

Client Code	Client Code				Units = µg/g WET weight				
			Sample		Length	Weight	Collection	Percent	
Station	PSAMP Code	Organism	Type	MSL Code	(cm)	(g)	Date	Dry	Cu
								Instrument:	ICP-MS
Laboratory Achieved Method Detection Limits (converted to wet weight)							Average	27.01	0.03
Reporting Limit, Wet Weight									0.1
Vendovi	V-ES-5	English Sole	WBC	2838-5	27.9	224	05/01/07	18.59	0.638
Vendovi	V-ES-6	English Sole	WBC	2838-6	27.9	250	05/01/07	17.79	0.397
Vendovi	V-ES-8	English Sole	WBC	2838-8	27.3	197	05/01/07	22.64	0.629
Vendovi	V-RS-1	Rock sole	WBC	2838-10	20.3	119	05/01/07	21.79	0.525
Vendovi	V-RS-2	Rock sole	WBC	2838-11	21.0	142	05/01/07	21.23	0.465
Vendovi	V-RS-3	Rock sole	WBC	2838-12	31.1	510	05/01/07	20.30	0.382
Vendovi	V-SSc-1	Staghorn sculpin	WBC	2838-13	17.8	94	05/01/07	19.54	1.99
Vendovi	V-SSc-2	Staghorn sculpin	WBC	2838-14	24.8	298	05/01/07	20.54	0.776
Vendovi	V-SSc-3	Staghorn sculpin	WBC	2838-15	25.4	294	05/01/07	19.90	0.746
Vendovi	V-SP-1	Shinner Surfperch	WBC	2838-16	7.62	16	05/01/07	23.28	0.622
Vendovi	V-SP-2	Shinner Surfperch	WBC	2838-17	8.89	15	05/01/07	22.19	0.810
Vendovi	V-SP-3	Shinner Surfperch	WBC	2838-18	8.89	16	05/01/07	24.13	0.630
Vendovi	V-SC-COMP	Sea cucumber (3)	COMP	2838-19		5501	05/01/07	13.20	6.24
Strait of Georgia	SG-ES-3	English Sole	WBC	2838-22	26.7	184	05/02/07	20.54	0.503
Strait of Georgia	SG-ES-4	English Sole	WBC	2838-23	26.0	189	05/02/07	20.95	0.614
Strait of Georgia	SG-ES-5	English Sole	WBC	2838-24	26.7	192	05/02/07	21.39	0.811
Strait of Georgia	SG-RF-1	Ratfish	WBC	2838-29	27.9	115	05/02/07	19.86	0.504
Strait of Georgia	SG-RF-2	Ratfish	WBC	2838-30	35.6	320	05/02/07	27.99	0.680
Strait of Georgia	SG-RF-3	Ratfish	WBC	2838-31	48.3	770	05/02/07	33.64	0.801
Strait of Georgia	SG-SC-COMP	Sea cucumber (6)	COMP	2838-32		290	05/02/07	7.70	1.00
Hood Canal	HC-ES-1	English Sole	WBC	2838-33	22.9	131	05/03/07	17.91	0.51
Hood Canal	HC-ES-2	English Sole	WBC	2838-34	22.9	133	05/03/07	20.28	0.41
Hood Canal	HC-ES-3	English Sole	WBC	2838-35	26.7	220	05/03/07	21.19	0.608
Hood Canal	HC-RS-1	Rock sole	WBC	2838-36	31.8	460	05/03/07	22.07	0.461
Hood Canal	HC-RF-1	Ratfish	WBC	2838-37	39.4	480	05/03/07	25.63	0.925
Hood Canal	HC-RF-2	Ratfish	WBC	2838-38	38.1	340	05/03/07	27.04	0.717
Hood Canal	HC-RF-3	Ratfish	WBC	2838-39	42.5	450	05/03/07	27.61	1.27
Hood Canal	HC-SP1	Shinner Surfperch	WBC	2838-40	9.53	16	05/03/07	27.84	0.735
Hood Canal	HC-SP2	Shinner Surfperch	WBC	2838-41	10.2	20	05/03/07	34.05	0.916
Hood Canal	HC-GC-1	Graceful Crab	WBC	2838-43	10.2	237	05/03/07	19.14	8.98
Elliott Bay	EB-ES-1/2	English Sole (2)	COMP	2838-45-46	15.8	44	05/16/07	21.44	0.866
Elliott Bay	EB-ES-3	English Sole	WBC	2838-47	26.0	157	05/16/07	19.72	0.710
Elliott Bay	EB-RF-1	Ratfish	WBC	2838-48	40.6	350	05/16/07	26.43	1.14
Elliott Bay	EB-RF-2	Ratfish	WBC	2838-49	41.9	370	05/16/07	27.23	0.869
Elliott Bay	EB-RF-3	Ratfish	WBC	2838-50	53.3	810	05/16/07	27.11	1.26
Eagle Harbor	EH-ES-2	English Sole	WBC	2838-52	35.6	420	05/19/07	17.35	0.847
Eagle Harbor	EH-ES-3	English Sole	WBC	2838-53	22.2	89	05/19/07	23.38	1.12
Eagle Harbor	EH-ES-4	English Sole	WBC	2838-54	27.3	199	05/19/07	21.69	0.798
Eagle Harbor	EH-RF-1	Ratfish	WBC	2838-55	33.0	230	05/19/07	26.50	1.17
Eagle Harbor	EH-RF-2	Ratfish	WBC	2838-56	38.1	380	05/19/07	23.39	1.03
Eagle Harbor	EH-RF-3	Ratfish	WBC	2838-57	50.8	760	05/19/07	31.68	1.25
Sinclair Inlet	SI-ES-1	English Sole	WBC	2838-58	29.2	330	05/17/07	22.19	0.890
Sinclair Inlet	SI-ES-2	English Sole	WBC	2838-59	29.2	330	05/17/07	19.35	0.846
Sinclair Inlet	SI-ES-4	English Sole	WBC	2838-61	25.4	192	05/17/07	40.66	1.86
Sinclair Inlet	SI-ES-6	English Sole	WBC	2838-63	25.4	178	05/17/07	20.31	0.559
Sinclair Inlet	SI-ES-7	English Sole	WBC	2838-64	25.4	179	05/17/07	20.51	0.541
Sinclair Inlet	SI-ES-8	English Sole	WBC	2838-65	29.2	261	05/17/07	20.71	0.874
Sinclair Inlet	SI-RS-1/2	Rock sole (2)	COMP	2838-67-68	10.2	23	05/17/07	24.28	1.05
Sinclair Inlet	SI-RS-3	Rock sole	WBC	2838-69	27.3	320	05/17/07	21.12	0.957
Sinclair Inlet	SI-RS-4	Rock sole	WBC	2838-70	26.7	220	05/17/07	21.17	0.377
Sinclair Inlet	SI-SS-1	Sand sole	WBC	2838-71	25.4	270	05/17/07	21.66	0.977
Sinclair Inlet	SI-SS-2	Sand sole	WBC	2838-72	27.3	290	05/17/07	22.13	0.480
Sinclair Inlet	SI-SS-3	Sand sole	WBC	2838-73	29.8	320	05/17/07	21.05	0.861

Client Code	Client Code			Units = µg/g WET weight						
			Sample		Length	Weight	Collection	Percent		
Station	PSAMP Code	Organism	Type	MSL Code	(cm)	(g)	Date	Dry	Cu	
								Instrument:	ICP-MS	
Laboratory Achieved Method Detection Limits (converted to wet weight)								Average	27.01	0.03
Reporting Limit, Wet Weight									0.1	
Sinclair Inlet	SI-SSc-1/2	Staghorn sculpin (2)	COMP	2838-77-78	14.9	48	05/17/07	20.66	2.04	
Sinclair Inlet	SI-SSc-3/5	Staghorn sculpin (2)	COMP	2838-79-81	14.3	53	05/17/07	20.03	1.27	
Sinclair Inlet	SI-SSc-4/6	Staghorn sculpin (2)	COMP	2838-80-82	16.2	75	05/17/07	19.51	1.64	
Sinclair Inlet	SI-RF-1	Ratfish	WBC	2838-83	41.3	550	05/17/07	32.67	1.52	
Sinclair Inlet	SI-RF-2	Ratfish	WBC	2838-84	36.8	380	05/17/07	26.61	0.913	
Sinclair Inlet	SI-SP-4/5	Shinner Surfperch (2)	COMP	2838-88-89	7.62	13	05/17/07	24.47	0.940	
Sinclair Inlet	SI-SP-6/2	Shinner Surfperch (2)	COMP	2838-90-86	6.67	11	05/17/07	24.68	0.827	
Sinclair Inlet	SI-SP-7/3	Shinner Surfperch (2)	COMP	2838-91-87	7.3	11	05/17/07	25.12	1.40	
Sinclair Inlet	SI-GC-2/6	Graceful Crab (2)	COMP	2838-93-97	7.62	103	05/17/07	28.75	19.0	
Sinclair Inlet	SI-GC-3/4	Graceful Crab (2)	COMP	2838-94-95	6.99	67	05/17/07	33.60	16.8	
Sinclair Inlet	SI-GC-7/1	Graceful Crab (2)	COMP	2838-98-92	6.67	60	05/17/07	54.85	29.9	
Sinclair Inlet	SI-GC-5/8	Graceful Crab (2)	COMP	2838-96-99	7.62	92	05/17/07	30.89	17.8	
Sinclair Inlet	SI-SC-COMP	Sea cucumber (6)	COMP	2838-100		4100	05/17/07	9.52	1.54	
Port Gardner	PG-ES-1	English Sole	WBC	2838-101	24.8	158	05/29/07	19.23	0.735	
Port Gardner	PG-ES-2	English Sole	WBC	2838-102	21.6	101	05/29/07	20.82	0.743	
Port Gardner	PG-ES-3	English Sole	WBC	2838-103	24.8	128	05/29/07	19.95	0.720	
Nisqually	NIS-ES-1	English Sole	WBC	2838-104	25.4	166	05/30/07	20.67	1.30	
Nisqually	NIS-ES-2	English Sole	WBC	2838-105	26.7	214	05/30/07	21.52	1.68	
Nisqually	NIS-ES-3	English Sole	WBC	2838-106	30.5	290	05/30/07	21.61	0.795	
Nisqually	NIS-RF-1	Ratfish	WBC	2838-107	48.3	620	05/30/07	31.21	1.49	
Nisqually	NIS-RF-2	Ratfish	WBC	2838-108	40.6	430	05/30/07	32.53	1.17	
Nisqually	NIS-RF-3	Ratfish	WBC	2838-109	38.1	450	05/30/07	29.35	1.81	
Commencement Bay	CB-ES-1	English Sole	WBC	2838-110	22.9	145	05/31/07	21.50	0.866	
Commencement Bay	CB-ES-2	English Sole	WBC	2838-111	24.8	157	05/31/07	23.68	1.30	
Commencement Bay	CB-ES-3	English Sole	WBC	2838-112	24.8	162	05/31/07	23.16	1.51	
Commencement Bay	CB-RF-1	Ratfish	WBC	2838-113	40.6	320	05/31/07	30.17	0.881	
Commencement Bay	CB-RF-2	Ratfish	WBC	2838-114	38.7	350	05/31/07	28.54	1.24	
Commencement Bay	CB-RF-3	Ratfish	WBC	2838-115	38.7	390	05/31/07	30.58	1.09	
Duwamish	DU-ES-1	English Sole	WBC	2838-116	17.8	75	05/18/07	22.95	1.10	
Duwamish	DU-ES-2	English Sole	WBC	2838-117	21.6	96	05/18/07	20.32	1.78	
Duwamish	DU-ES-3	English Sole	WBC	2838-118	26.0	156	05/18/07	23.00	0.922	
Admiralty Inlet	DF-EM-1	Dogfish 1	EM	2838-126		410	09/19/07	52.97	1.04	
Admiralty Inlet	DF-EM-2	Dogfish 2	EM	2838-127		440	09/19/07	52.87	1.19	
Admiralty Inlet	DF-LV-1	Dogfish 1	LV	2838-132		498	09/19/07	55.21	6.13	
Admiralty Inlet	DF-LV-2	Dogfish 2	LV	2838-133		260	09/19/07	52.95	2.40	
Admiralty Inlet	DF-DIG-1	Dogfish 1	DIG	2838-138		319	09/19/07	22.67	1.01	
Admiralty Inlet	DF-DIG-2	Dogfish 2	DIG	2838-139		194	09/19/07	21.16	0.753	
Admiralty Inlet	DF-SWC-1	Dogfish 1	SWC	2838-174			09/19/07	37.19	0.269	
Admiralty Inlet	DF-SWC-2	Dogfish 2	SWC	2838-175			09/19/07	28.81	0.314	
Admiralty Inlet	DF-WBWC-1	Dogfish 1	WBWC	2838-177	110.5	5400	09/19/07	39.76	0.612	
Admiralty Inlet	DF-WBWC-3	Dogfish 3	WBWC	2838-179	93.03	3140	09/19/07	36.70	0.440	
Admiralty Inlet	DF-WBWC-2	Dogfish 2	WBWC	2838-178	104.8	4290	09/19/07	35.83	0.555	
Admiralty Inlet	DF-EM-4	Dogfish 4	EM	2838-129		188	09/19/07	52.59	0.752	
Admiralty Inlet	DF-EM-6	Dogfish 6	EM	2838-131		322	09/19/07	56.33	0.822	
Admiralty Inlet	DF-LV-4	Dogfish 4	LV	2838-135		790	09/19/07	77.18	3.37	
Admiralty Inlet	DF-LV-6	Dogfish 6	LV	2838-137		434	09/19/07	31.93	1.86	
Admiralty Inlet	DF-DIG-4	Dogfish 4	DIG	2838-141		320	09/19/07	15.59	0.702	
Admiralty Inlet	DF-DIG-6	Dogfish 6	DIG	2838-143		327	09/19/07	17.06	1.28	
Admiralty Inlet	DF-SWC-6	Dogfish 6	SWC	2838-176			09/19/07	35.23	0.285	
Admiralty Inlet	DF-WBWC-4	Dogfish 4	WBWC	2838-180	111.1	5420	09/19/07	40.36	0.545	
Admiralty Inlet	DF-WBWC-5	Dogfish 5	WBWC	2838-181	93.98	3020	09/19/07	41.03	0.882	
Admiralty Inlet	DF-WBWC-6	Dogfish 6	WBWC	2838-182	98.11	4090	09/19/07	37.03	1.01	
Admiralty Inlet	DF-SWC-4	Dogfish 4	SWC	2838-183			09/19/07	29.84	0.230	

Client Code	Client Code			Units = µg/g WET weight					
			Sample		Length	Weight	Collection	Percent	
Station	PSAMP Code	Organism	Type	MSL Code	(cm)	(g)	Date	Dry	Hg
								Instrument:	CVAA
Laboratory Achieved Method Detection Limits (converted to wet weight)							Average	27.01	0.002
Reporting Limit, Wet Weight									0.006
Vendovi	V-ES-5	English Sole	WBC	2838-5	27.9	224	05/01/07	18.59	0.0424
Vendovi	V-ES-6	English Sole	WBC	2838-6	27.9	250	05/01/07	17.79	0.0352
Vendovi	V-ES-8	English Sole	WBC	2838-8	27.3	197	05/01/07	22.64	0.0324
Vendovi	V-RS-1	Rock sole	WBC	2838-10	20.3	119	05/01/07	21.79	0.0325
Vendovi	V-RS-2	Rock sole	WBC	2838-11	21.0	142	05/01/07	21.23	0.0297
Vendovi	V-RS-3	Rock sole	WBC	2838-12	31.1	510	05/01/07	20.30	0.0548
Vendovi	V-SSc-1	Staghorn sculpin	WBC	2838-13	17.8	94	05/01/07	19.54	0.0586
Vendovi	V-SSc-2	Staghorn sculpin	WBC	2838-14	24.8	298	05/01/07	20.54	0.0641
Vendovi	V-SSc-3	Staghorn sculpin	WBC	2838-15	25.4	294	05/01/07	19.90	0.0702
Vendovi	V-SP-1	Shinner Surfperch	WBC	2838-16	7.62	16	05/01/07	23.28	0.0442
Vendovi	V-SP-2	Shinner Surfperch	WBC	2838-17	8.89	15	05/01/07	22.19	0.0592
Vendovi	V-SP-3	Shinner Surfperch	WBC	2838-18	8.89	16	05/01/07	24.13	0.0432
Vendovi	V-SC-COMP	Sea cucumber (3)	COMP	2838-19		5501	05/01/07	13.20	0.00677
Strait of Georgia	SG-ES-3	English Sole	WBC	2838-22	26.7	184	05/02/07	20.54	0.0271
Strait of Georgia	SG-ES-4	English Sole	WBC	2838-23	26.0	189	05/02/07	20.95	0.0373
Strait of Georgia	SG-ES-5	English Sole	WBC	2838-24	26.7	192	05/02/07	21.39	0.0379
Strait of Georgia	SG-RF-1	Ratfish	WBC	2838-29	27.9	115	05/02/07	19.86	0.0304
Strait of Georgia	SG-RF-2	Ratfish	WBC	2838-30	35.6	320	05/02/07	27.99	0.0635
Strait of Georgia	SG-RF-3	Ratfish	WBC	2838-31	48.3	770	05/02/07	33.64	0.139
Strait of Georgia	SG-SC-COMP	Sea cucumber (6)	COMP	2838-32		290	05/02/07	7.70	0.00256 J
Hood Canal	HC-ES-1	English Sole	WBC	2838-33	22.9	131	05/03/07	17.91	0.0380
Hood Canal	HC-ES-2	English Sole	WBC	2838-34	22.9	133	05/03/07	20.28	0.0312
Hood Canal	HC-ES-3	English Sole	WBC	2838-35	26.7	220	05/03/07	21.19	0.0506
Hood Canal	HC-RS-1	Rock sole	WBC	2838-36	31.8	460	05/03/07	22.07	0.0477
Hood Canal	HC-RF-1	Ratfish	WBC	2838-37	39.4	480	05/03/07	25.63	0.0764
Hood Canal	HC-RF-2	Ratfish	WBC	2838-38	38.1	340	05/03/07	27.04	0.141
Hood Canal	HC-RF-3	Ratfish	WBC	2838-39	42.5	450	05/03/07	27.61	0.164
Hood Canal	HC-SP1	Shinner Surfperch	WBC	2838-40	9.53	16	05/03/07	27.84	0.0432
Hood Canal	HC-SP2	Shinner Surfperch	WBC	2838-41	10.2	20	05/03/07	34.05	0.0381
Hood Canal	HC-GC-1	Graceful Crab	WBC	2838-43	10.2	237	05/03/07	19.14	0.0173
Elliott Bay	EB-ES-1/2	English Sole (2)	COMP	2838-45-46	15.8	44	05/16/07	21.44	0.0232
Elliott Bay	EB-ES-3	English Sole	WBC	2838-47	26.0	157	05/16/07	19.72	0.0874
Elliott Bay	EB-RF-1	Ratfish	WBC	2838-48	40.6	350	05/16/07	26.43	0.194
Elliott Bay	EB-RF-2	Ratfish	WBC	2838-49	41.9	370	05/16/07	27.23	0.0937
Elliott Bay	EB-RF-3	Ratfish	WBC	2838-50	53.3	810	05/16/07	27.11	0.210
Eagle Harbor	EH-ES-2	English Sole	WBC	2838-52	35.6	420	05/19/07	17.35	0.0704
Eagle Harbor	EH-ES-3	English Sole	WBC	2838-53	22.2	89	05/19/07	23.38	0.0825
Eagle Harbor	EH-ES-4	English Sole	WBC	2838-54	27.3	199	05/19/07	21.69	0.0414
Eagle Harbor	EH-RF-1	Ratfish	WBC	2838-55	33.0	230	05/19/07	26.50	0.0676
Eagle Harbor	EH-RF-2	Ratfish	WBC	2838-56	38.1	380	05/19/07	23.39	0.156
Eagle Harbor	EH-RF-3	Ratfish	WBC	2838-57	50.8	760	05/19/07	31.68	0.233
Sinclair Inlet	SI-ES-1	English Sole	WBC	2838-58	29.2	330	05/17/07	22.19	0.0295
Sinclair Inlet	SI-ES-2	English Sole	WBC	2838-59	29.2	330	05/17/07	19.35	0.0244
Sinclair Inlet	SI-ES-4	English Sole	WBC	2838-61	25.4	192	05/17/07	40.66	0.0842
Sinclair Inlet	SI-ES-6	English Sole	WBC	2838-63	25.4	178	05/17/07	20.31	0.0230
Sinclair Inlet	SI-ES-7	English Sole	WBC	2838-64	25.4	179	05/17/07	20.51	0.0603
Sinclair Inlet	SI-ES-8	English Sole	WBC	2838-65	29.2	261	05/17/07	20.71	0.0373
Sinclair Inlet	SI-RS-1/2	Rock sole (2)	COMP	2838-67-68	10.2	23	05/17/07	24.28	0.0218
Sinclair Inlet	SI-RS-3	Rock sole	WBC	2838-69	27.3	320	05/17/07	21.12	0.0395
Sinclair Inlet	SI-RS-4	Rock sole	WBC	2838-70	26.7	220	05/17/07	21.17	0.0868
Sinclair Inlet	SI-SS-1	Sand sole	WBC	2838-71	25.4	270	05/17/07	21.66	0.111
Sinclair Inlet	SI-SS-2	Sand sole	WBC	2838-72	27.3	290	05/17/07	22.13	0.0879
Sinclair Inlet	SI-SS-3	Sand sole	WBC	2838-73	29.8	320	05/17/07	21.05	0.101

Client Code	Client Code			Units = µg/g WET weight					
			Sample		Length	Weight	Collection	Percent	
Station	PSAMP Code	Organism	Type	MSL Code	(cm)	(g)	Date	Dry	Hg
								Instrument:	CVAA
Laboratory Achieved Method Detection Limits (converted to wet weight)							Average	27.01	0.002
Reporting Limit, Wet Weight									0.006
Sinclair Inlet	SI-SSc-1/2	Staghorn sculpin (2)	COMP	2838-77-78	14.9	48	05/17/07	20.66	0.0517
Sinclair Inlet	SI-SSc-3/5	Staghorn sculpin (2)	COMP	2838-79-81	14.3	53	05/17/07	20.03	0.0499
Sinclair Inlet	SI-SSc-4/6	Staghorn sculpin (2)	COMP	2838-80-82	16.2	75	05/17/07	19.51	0.0864
Sinclair Inlet	SI-RF-1	Ratfish	WBC	2838-83	41.3	550	05/17/07	32.67	0.257
Sinclair Inlet	SI-RF-2	Ratfish	WBC	2838-84	36.8	380	05/17/07	26.61	0.138
Sinclair Inlet	SI-SP-4/5	Shinner Surfperch (2)	COMP	2838-88-89	7.62	13	05/17/07	24.47	0.0587
Sinclair Inlet	SI-SP-6/2	Shinner Surfperch (2)	COMP	2838-90-86	6.67	11	05/17/07	24.68	0.0536
Sinclair Inlet	SI-SP-7/3	Shinner Surfperch (2)	COMP	2838-91-87	7.3	11	05/17/07	25.12	0.0872
Sinclair Inlet	SI-GC-2/6	Graceful Crab (2)	COMP	2838-93-97	7.62	103	05/17/07	28.75	0.0624
Sinclair Inlet	SI-GC-3/4	Graceful Crab (2)	COMP	2838-94-95	6.99	67	05/17/07	33.60	0.0363
Sinclair Inlet	SI-GC-7/1	Graceful Crab (2)	COMP	2838-98-92	6.67	60	05/17/07	54.85	0.103
Sinclair Inlet	SI-GC-5/8	Graceful Crab (2)	COMP	2838-96-99	7.62	92	05/17/07	30.89	0.0516
Sinclair Inlet	SI-SC-COMP	Sea cucumber (6)	COMP	2838-100		4100	05/17/07	9.52	0.0137
Port Gardner	PG-ES-1	English Sole	WBC	2838-101	24.8	158	05/29/07	19.23	0.0306
Port Gardner	PG-ES-2	English Sole	WBC	2838-102	21.6	101	05/29/07	20.82	0.0210
Port Gardner	PG-ES-3	English Sole	WBC	2838-103	24.8	128	05/29/07	19.95	0.0269
Nisqually	NIS-ES-1	English Sole	WBC	2838-104	25.4	166	05/30/07	20.67	0.0641
Nisqually	NIS-ES-2	English Sole	WBC	2838-105	26.7	214	05/30/07	21.52	0.0603
Nisqually	NIS-ES-3	English Sole	WBC	2838-106	30.5	290	05/30/07	21.61	0.0590
Nisqually	NIS-RF-1	Ratfish	WBC	2838-107	48.3	620	05/30/07	31.21	0.231
Nisqually	NIS-RF-2	Ratfish	WBC	2838-108	40.6	430	05/30/07	32.53	0.158
Nisqually	NIS-RF-3	Ratfish	WBC	2838-109	38.1	450	05/30/07	29.35	0.132
Commencement Bay	CB-ES-1	English Sole	WBC	2838-110	22.9	145	05/31/07	21.50	0.0344
Commencement Bay	CB-ES-2	English Sole	WBC	2838-111	24.8	157	05/31/07	23.68	0.0774
Commencement Bay	CB-ES-3	English Sole	WBC	2838-112	24.8	162	05/31/07	23.16	0.0530
Commencement Bay	CB-RF-1	Ratfish	WBC	2838-113	40.6	320	05/31/07	30.17	0.0712
Commencement Bay	CB-RF-2	Ratfish	WBC	2838-114	38.7	350	05/31/07	28.54	0.115
Commencement Bay	CB-RF-3	Ratfish	WBC	2838-115	38.7	390	05/31/07	30.58	0.118
Duwamish	DU-ES-1	English Sole	WBC	2838-116	17.8	75	05/18/07	22.95	0.0390
Duwamish	DU-ES-2	English Sole	WBC	2838-117	21.6	96	05/18/07	20.32	0.0360
Duwamish	DU-ES-3	English Sole	WBC	2838-118	26.0	156	05/18/07	23.00	0.0458
Admiralty Inlet	DF-EM-1	Dogfish 1	EM	2838-126		410	09/19/07	52.97	0.0195
Admiralty Inlet	DF-EM-2	Dogfish 2	EM	2838-127		440	09/19/07	52.87	0.0152
Admiralty Inlet	DF-LV-1	Dogfish 1	LV	2838-132		498	09/19/07	55.21	0.212
Admiralty Inlet	DF-LV-2	Dogfish 2	LV	2838-133		260	09/19/07	52.95	0.237
Admiralty Inlet	DF-DIG-1	Dogfish 1	DIG	2838-138		319	09/19/07	22.67	0.162
Admiralty Inlet	DF-DIG-2	Dogfish 2	DIG	2838-139		194	09/19/07	21.16	0.220
Admiralty Inlet	DF-SWC-1	Dogfish 1	SWC	2838-174			09/19/07	37.19	0.829
Admiralty Inlet	DF-SWC-2	Dogfish 2	SWC	2838-175			09/19/07	28.81	0.651
Admiralty Inlet	DF-WBWC-1	Dogfish 1	WBWC	2838-177	110.5	5400	09/19/07	39.76	0.577
Admiralty Inlet	DF-WBWC-3	Dogfish 3	WBWC	2838-179	93.03	3140	09/19/07	36.70	0.738
Admiralty Inlet	DF-WBWC-2	Dogfish 2	WBWC	2838-178	104.8	4290	09/19/07	35.83	0.566
Admiralty Inlet	DF-EM-4	Dogfish 4	EM	2838-129		188	09/19/07	52.59	0.00657
Admiralty Inlet	DF-EM-6	Dogfish 6	EM	2838-131		322	09/19/07	56.33	0.0133
Admiralty Inlet	DF-LV-4	Dogfish 4	LV	2838-135		790	09/19/07	77.18	0.0458
Admiralty Inlet	DF-LV-6	Dogfish 6	LV	2838-137		434	09/19/07	31.93	0.0773
Admiralty Inlet	DF-DIG-4	Dogfish 4	DIG	2838-141		320	09/19/07	15.59	0.0589
Admiralty Inlet	DF-DIG-6	Dogfish 6	DIG	2838-143		327	09/19/07	17.06	0.0740
Admiralty Inlet	DF-SWC-6	Dogfish 6	SWC	2838-176			09/19/07	35.23	0.860
Admiralty Inlet	DF-WBWC-4	Dogfish 4	WBWC	2838-180	111.1	5420	09/19/07	40.36	0.311
Admiralty Inlet	DF-WBWC-5	Dogfish 5	WBWC	2838-181	93.98	3020	09/19/07	41.03	0.620
Admiralty Inlet	DF-WBWC-6	Dogfish 6	WBWC	2838-182	98.11	4090	09/19/07	37.03	0.500
Admiralty Inlet	DF-SWC-4	Dogfish 4	SWC	2838-183			09/19/07	29.84	0.352

Client Code	Client Code			Units = µg/g WET weight					
			Sample		Length	Weight	Collection	Percent	
Station	PSAMP Code	Organism	Type	MSL Code	(cm)	(g)	Date	Dry	Ni
								Instrument:	ICP-MS
Laboratory Achieved Method Detection Limits (converted to wet weight)							Average	27.01	0.02
Reporting Limit, Wet Weight									0.06
Vendovi	V-ES-5	English Sole	WBC	2838-5	27.9	224	05/01/07	18.59	0.385
Vendovi	V-ES-6	English Sole	WBC	2838-6	27.9	250	05/01/07	17.79	0.278
Vendovi	V-ES-8	English Sole	WBC	2838-8	27.3	197	05/01/07	22.64	0.331
Vendovi	V-RS-1	Rock sole	WBC	2838-10	20.3	119	05/01/07	21.79	0.375
Vendovi	V-RS-2	Rock sole	WBC	2838-11	21.0	142	05/01/07	21.23	0.405
Vendovi	V-RS-3	Rock sole	WBC	2838-12	31.1	510	05/01/07	20.30	0.349
Vendovi	V-SSc-1	Staghorn sculpin	WBC	2838-13	17.8	94	05/01/07	19.54	0.256
Vendovi	V-SSc-2	Staghorn sculpin	WBC	2838-14	24.8	298	05/01/07	20.54	0.255
Vendovi	V-SSc-3	Staghorn sculpin	WBC	2838-15	25.4	294	05/01/07	19.90	0.255
Vendovi	V-SP-1	Shinner Surfperch	WBC	2838-16	7.62	16	05/01/07	23.28	0.303
Vendovi	V-SP-2	Shinner Surfperch	WBC	2838-17	8.89	15	05/01/07	22.19	0.379
Vendovi	V-SP-3	Shinner Surfperch	WBC	2838-18	8.89	16	05/01/07	24.13	0.369
Vendovi	V-SC-COMP	Sea cucumber (3)	COMP	2838-19		5501	05/01/07	13.20	2.16
Strait of Georgia	SG-ES-3	English Sole	WBC	2838-22	26.7	184	05/02/07	20.54	0.296
Strait of Georgia	SG-ES-4	English Sole	WBC	2838-23	26.0	189	05/02/07	20.95	0.291
Strait of Georgia	SG-ES-5	English Sole	WBC	2838-24	26.7	192	05/02/07	21.39	0.471
Strait of Georgia	SG-RF-1	Ratfish	WBC	2838-29	27.9	115	05/02/07	19.86	0.0375 J
Strait of Georgia	SG-RF-2	Ratfish	WBC	2838-30	35.6	320	05/02/07	27.99	0.299
Strait of Georgia	SG-RF-3	Ratfish	WBC	2838-31	48.3	770	05/02/07	33.64	0.0253 J
Strait of Georgia	SG-SC-COMP	Sea cucumber (6)	COMP	2838-32		290	05/02/07	7.70	0.565
Hood Canal	HC-ES-1	English Sole	WBC	2838-33	22.9	131	05/03/07	17.91	0.460
Hood Canal	HC-ES-2	English Sole	WBC	2838-34	22.9	133	05/03/07	20.28	0.235
Hood Canal	HC-ES-3	English Sole	WBC	2838-35	26.7	220	05/03/07	21.19	0.345
Hood Canal	HC-RS-1	Rock sole	WBC	2838-36	31.8	460	05/03/07	22.07	0.391
Hood Canal	HC-RF-1	Ratfish	WBC	2838-37	39.4	480	05/03/07	25.63	0.222
Hood Canal	HC-RF-2	Ratfish	WBC	2838-38	38.1	340	05/03/07	27.04	0.115
Hood Canal	HC-RF-3	Ratfish	WBC	2838-39	42.5	450	05/03/07	27.61	0.0356 J
Hood Canal	HC-SP1	Shinner Surfperch	WBC	2838-40	9.53	16	05/03/07	27.84	0.551
Hood Canal	HC-SP2	Shinner Surfperch	WBC	2838-41	10.2	20	05/03/07	34.05	0.592
Hood Canal	HC-GC-1	Graceful Crab	WBC	2838-43	10.2	237	05/03/07	19.14	0.877
Elliott Bay	EB-ES-1/2	English Sole (2)	COMP	2838-45-46	15.8	44	05/16/07	21.44	0.553
Elliott Bay	EB-ES-3	English Sole	WBC	2838-47	26.0	157	05/16/07	19.72	0.497
Elliott Bay	EB-RF-1	Ratfish	WBC	2838-48	40.6	350	05/16/07	26.43	0.115
Elliott Bay	EB-RF-2	Ratfish	WBC	2838-49	41.9	370	05/16/07	27.23	0.0452 J
Elliott Bay	EB-RF-3	Ratfish	WBC	2838-50	53.3	810	05/16/07	27.11	0.0287 J
Eagle Harbor	EH-ES-2	English Sole	WBC	2838-52	35.6	420	05/19/07	17.35	0.446
Eagle Harbor	EH-ES-3	English Sole	WBC	2838-53	22.2	89	05/19/07	23.38	0.585
Eagle Harbor	EH-ES-4	English Sole	WBC	2838-54	27.3	199	05/19/07	21.69	0.479
Eagle Harbor	EH-RF-1	Ratfish	WBC	2838-55	33.0	230	05/19/07	26.50	0.435
Eagle Harbor	EH-RF-2	Ratfish	WBC	2838-56	38.1	380	05/19/07	23.39	0.0781
Eagle Harbor	EH-RF-3	Ratfish	WBC	2838-57	50.8	760	05/19/07	31.68	0.252
Sinclair Inlet	SI-ES-1	English Sole	WBC	2838-58	29.2	330	05/17/07	22.19	0.271
Sinclair Inlet	SI-ES-2	English Sole	WBC	2838-59	29.2	330	05/17/07	19.35	0.223
Sinclair Inlet	SI-ES-4	English Sole	WBC	2838-61	25.4	192	05/17/07	40.66	0.695
Sinclair Inlet	SI-ES-6	English Sole	WBC	2838-63	25.4	178	05/17/07	20.31	0.355
Sinclair Inlet	SI-ES-7	English Sole	WBC	2838-64	25.4	179	05/17/07	20.51	0.470
Sinclair Inlet	SI-ES-8	English Sole	WBC	2838-65	29.2	261	05/17/07	20.71	0.364
Sinclair Inlet	SI-RS-1/2	Rock sole (2)	COMP	2838-67-68	10.2	23	05/17/07	24.28	0.357
Sinclair Inlet	SI-RS-3	Rock sole	WBC	2838-69	27.3	320	05/17/07	21.12	0.298
Sinclair Inlet	SI-RS-4	Rock sole	WBC	2838-70	26.7	220	05/17/07	21.17	0.716
Sinclair Inlet	SI-SS-1	Sand sole	WBC	2838-71	25.4	270	05/17/07	21.66	0.375
Sinclair Inlet	SI-SS-2	Sand sole	WBC	2838-72	27.3	290	05/17/07	22.13	0.485
Sinclair Inlet	SI-SS-3	Sand sole	WBC	2838-73	29.8	320	05/17/07	21.05	0.505

Client Code	Client Code			Units = µg/g WET weight						
			Sample		Length	Weight	Collection	Percent		
Station	PSAMP Code	Organism	Type	MSL Code	(cm)	(g)	Date	Dry	Ni	
								Instrument:	ICP-MS	
Laboratory Achieved Method Detection Limits (converted to wet weight)								Average	27.01	0.02
Reporting Limit, Wet Weight									0.06	
Sinclair Inlet	SI-SSc-1/2	Staghorn sculpin (2)	COMP	2838-77-78	14.9	48	05/17/07	20.66	0.438	
Sinclair Inlet	SI-SSc-3/5	Staghorn sculpin (2)	COMP	2838-79-81	14.3	53	05/17/07	20.03	0.300	
Sinclair Inlet	SI-SSc-4/6	Staghorn sculpin (2)	COMP	2838-80-82	16.2	75	05/17/07	19.51	0.226	
Sinclair Inlet	SI-RF-1	Ratfish	WBC	2838-83	41.3	550	05/17/07	32.67	0.0889	
Sinclair Inlet	SI-RF-2	Ratfish	WBC	2838-84	36.8	380	05/17/07	26.61	0.0556 J	
Sinclair Inlet	SI-SP-4/5	Shinner Surfperch (2)	COMP	2838-88-89	7.62	13	05/17/07	24.47	0.480	
Sinclair Inlet	SI-SP-6/2	Shinner Surfperch (2)	COMP	2838-90-86	6.67	11	05/17/07	24.68	0.422	
Sinclair Inlet	SI-SP-7/3	Shinner Surfperch (2)	COMP	2838-91-87	7.3	11	05/17/07	25.12	0.442	
Sinclair Inlet	SI-GC-2/6	Graceful Crab (2)	COMP	2838-93-97	7.62	103	05/17/07	28.75	1.39	
Sinclair Inlet	SI-GC-3/4	Graceful Crab (2)	COMP	2838-94-95	6.99	67	05/17/07	33.60	1.73	
Sinclair Inlet	SI-GC-7/1	Graceful Crab (2)	COMP	2838-98-92	6.67	60	05/17/07	54.85	2.70	
Sinclair Inlet	SI-GC-5/8	Graceful Crab (2)	COMP	2838-96-99	7.62	92	05/17/07	30.89	1.52	
Sinclair Inlet	SI-SC-COMP	Sea cucumber (6)	COMP	2838-100		4100	05/17/07	9.52	0.723	
Port Gardner	PG-ES-1	English Sole	WBC	2838-101	24.8	158	05/29/07	19.23	0.613	
Port Gardner	PG-ES-2	English Sole	WBC	2838-102	21.6	101	05/29/07	20.82	0.625	
Port Gardner	PG-ES-3	English Sole	WBC	2838-103	24.8	128	05/29/07	19.95	0.561	
Nisqually	NIS-ES-1	English Sole	WBC	2838-104	25.4	166	05/30/07	20.67	0.527	
Nisqually	NIS-ES-2	English Sole	WBC	2838-105	26.7	214	05/30/07	21.52	0.504	
Nisqually	NIS-ES-3	English Sole	WBC	2838-106	30.5	290	05/30/07	21.61	0.376	
Nisqually	NIS-RF-1	Ratfish	WBC	2838-107	48.3	620	05/30/07	31.21	0.0282 J	
Nisqually	NIS-RF-2	Ratfish	WBC	2838-108	40.6	430	05/30/07	32.53	0.0699	
Nisqually	NIS-RF-3	Ratfish	WBC	2838-109	38.1	450	05/30/07	29.35	0.0869	
Commencement Bay	CB-ES-1	English Sole	WBC	2838-110	22.9	145	05/31/07	21.50	0.430	
Commencement Bay	CB-ES-2	English Sole	WBC	2838-111	24.8	157	05/31/07	23.68	0.528	
Commencement Bay	CB-ES-3	English Sole	WBC	2838-112	24.8	162	05/31/07	23.16	0.466	
Commencement Bay	CB-RF-1	Ratfish	WBC	2838-113	40.6	320	05/31/07	30.17	0.108	
Commencement Bay	CB-RF-2	Ratfish	WBC	2838-114	38.7	350	05/31/07	28.54	0.131	
Commencement Bay	CB-RF-3	Ratfish	WBC	2838-115	38.7	390	05/31/07	30.58	0.0878	
Duwamish	DU-ES-1	English Sole	WBC	2838-116	17.8	75	05/18/07	22.95	0.388	
Duwamish	DU-ES-2	English Sole	WBC	2838-117	21.6	96	05/18/07	20.32	0.569	
Duwamish	DU-ES-3	English Sole	WBC	2838-118	26.0	156	05/18/07	23.00	0.265	
Admiralty Inlet	DF-EM-1	Dogfish 1	EM	2838-126		410	09/19/07	52.97	0.02 U	
Admiralty Inlet	DF-EM-2	Dogfish 2	EM	2838-127		440	09/19/07	52.87	0.02 U	
Admiralty Inlet	DF-LV-1	Dogfish 1	LV	2838-132		498	09/19/07	55.21	0.02 U	
Admiralty Inlet	DF-LV-2	Dogfish 2	LV	2838-133		260	09/19/07	52.95	0.0483 J	
Admiralty Inlet	DF-DIG-1	Dogfish 1	DIG	2838-138		319	09/19/07	22.67	0.111	
Admiralty Inlet	DF-DIG-2	Dogfish 2	DIG	2838-139		194	09/19/07	21.16	0.02 U	
Admiralty Inlet	DF-SWC-1	Dogfish 1	SWC	2838-174			09/19/07	37.19	0.02 U	
Admiralty Inlet	DF-SWC-2	Dogfish 2	SWC	2838-175			09/19/07	28.81	0.02 U	
Admiralty Inlet	DF-WBWC-1	Dogfish 1	WBWC	2838-177	110.5	5400	09/19/07	39.76	0.0620	
Admiralty Inlet	DF-WBWC-3	Dogfish 3	WBWC	2838-179	93.03	3140	09/19/07	36.70	0.0211 J	
Admiralty Inlet	DF-WBWC-2	Dogfish 2	WBWC	2838-178	104.8	4290	09/19/07	35.83	0.02 U	
Admiralty Inlet	DF-EM-4	Dogfish 4	EM	2838-129		188	09/19/07	52.59	0.02 U	
Admiralty Inlet	DF-EM-6	Dogfish 6	EM	2838-131		322	09/19/07	56.33	0.02 U	
Admiralty Inlet	DF-LV-4	Dogfish 4	LV	2838-135		790	09/19/07	77.18	0.02 U	
Admiralty Inlet	DF-LV-6	Dogfish 6	LV	2838-137		434	09/19/07	31.93	0.02 U	
Admiralty Inlet	DF-DIG-4	Dogfish 4	DIG	2838-141		320	09/19/07	15.59	0.0337 J	
Admiralty Inlet	DF-DIG-6	Dogfish 6	DIG	2838-143		327	09/19/07	17.06	0.367	
Admiralty Inlet	DF-SWC-6	Dogfish 6	SWC	2838-176			09/19/07	35.23	0.02 U	
Admiralty Inlet	DF-WBWC-4	Dogfish 4	WBWC	2838-180	111.1	5420	09/19/07	40.36	0.0212 J	
Admiralty Inlet	DF-WBWC-5	Dogfish 5	WBWC	2838-181	93.98	3020	09/19/07	41.03	0.02 U	
Admiralty Inlet	DF-WBWC-6	Dogfish 6	WBWC	2838-182	98.11	4090	09/19/07	37.03	0.206	
Admiralty Inlet	DF-SWC-4	Dogfish 4	SWC	2838-183			09/19/07	29.84	0.02 U	

Client Code	Client Code			Units = µg/g WET weight					
			Sample		Length	Weight	Collection	Percent	
Station	PSAMP Code	Organism	Type	MSL Code	(cm)	(g)	Date	Dry	Pb
								Instrument:	ICP-MS
Laboratory Achieved Method Detection Limits (converted to wet weight)							Average	27.01	0.0009
Reporting Limit, Wet Weight									0.003
Vendovi	V-ES-5	English Sole	WBC	2838-5	27.9	224	05/01/07	18.59	0.127
Vendovi	V-ES-6	English Sole	WBC	2838-6	27.9	250	05/01/07	17.79	0.0763
Vendovi	V-ES-8	English Sole	WBC	2838-8	27.3	197	05/01/07	22.64	0.118
Vendovi	V-RS-1	Rock sole	WBC	2838-10	20.3	119	05/01/07	21.79	0.0510
Vendovi	V-RS-2	Rock sole	WBC	2838-11	21.0	142	05/01/07	21.23	0.0431
Vendovi	V-RS-3	Rock sole	WBC	2838-12	31.1	510	05/01/07	20.30	0.0367
Vendovi	V-SSc-1	Staghorn sculpin	WBC	2838-13	17.8	94	05/01/07	19.54	0.0260
Vendovi	V-SSc-2	Staghorn sculpin	WBC	2838-14	24.8	298	05/01/07	20.54	0.00723
Vendovi	V-SSc-3	Staghorn sculpin	WBC	2838-15	25.4	294	05/01/07	19.90	0.0120
Vendovi	V-SP-1	Shinner Surfperch	WBC	2838-16	7.62	16	05/01/07	23.28	0.00836
Vendovi	V-SP-2	Shinner Surfperch	WBC	2838-17	8.89	15	05/01/07	22.19	0.0201
Vendovi	V-SP-3	Shinner Surfperch	WBC	2838-18	8.89	16	05/01/07	24.13	0.0113
Vendovi	V-SC-COMP	Sea cucumber (3)	COMP	2838-19		5501	05/01/07	13.20	0.570
Strait of Georgia	SG-ES-3	English Sole	WBC	2838-22	26.7	184	05/02/07	20.54	0.0705
Strait of Georgia	SG-ES-4	English Sole	WBC	2838-23	26.0	189	05/02/07	20.95	0.0872
Strait of Georgia	SG-ES-5	English Sole	WBC	2838-24	26.7	192	05/02/07	21.39	0.108
Strait of Georgia	SG-RF-1	Ratfish	WBC	2838-29	27.9	115	05/02/07	19.86	0.00775
Strait of Georgia	SG-RF-2	Ratfish	WBC	2838-30	35.6	320	05/02/07	27.99	0.0243
Strait of Georgia	SG-RF-3	Ratfish	WBC	2838-31	48.3	770	05/02/07	33.64	0.0102
Strait of Georgia	SG-SC-COMP	Sea cucumber (6)	COMP	2838-32		290	05/02/07	7.70	0.0541
Hood Canal	HC-ES-1	English Sole	WBC	2838-33	22.9	131	05/03/07	17.91	0.0494
Hood Canal	HC-ES-2	English Sole	WBC	2838-34	22.9	133	05/03/07	20.28	0.0131
Hood Canal	HC-ES-3	English Sole	WBC	2838-35	26.7	220	05/03/07	21.19	0.0631
Hood Canal	HC-RS-1	Rock sole	WBC	2838-36	31.8	460	05/03/07	22.07	0.0349
Hood Canal	HC-RF-1	Ratfish	WBC	2838-37	39.4	480	05/03/07	25.63	0.0238
Hood Canal	HC-RF-2	Ratfish	WBC	2838-38	38.1	340	05/03/07	27.04	0.00957
Hood Canal	HC-RF-3	Ratfish	WBC	2838-39	42.5	450	05/03/07	27.61	0.0115
Hood Canal	HC-SP1	Shinner Surfperch	WBC	2838-40	9.53	16	05/03/07	27.84	0.0888
Hood Canal	HC-SP2	Shinner Surfperch	WBC	2838-41	10.2	20	05/03/07	34.05	0.0256
Hood Canal	HC-GC-1	Graceful Crab	WBC	2838-43	10.2	237	05/03/07	19.14	0.0570
Elliott Bay	EB-ES-1/2	English Sole (2)	COMP	2838-45-46	15.8	44	05/16/07	21.44	0.272
Elliott Bay	EB-ES-3	English Sole	WBC	2838-47	26.0	157	05/16/07	19.72	0.306
Elliott Bay	EB-RF-1	Ratfish	WBC	2838-48	40.6	350	05/16/07	26.43	0.0616
Elliott Bay	EB-RF-2	Ratfish	WBC	2838-49	41.9	370	05/16/07	27.23	0.0260
Elliott Bay	EB-RF-3	Ratfish	WBC	2838-50	53.3	810	05/16/07	27.11	0.0382
Eagle Harbor	EH-ES-2	English Sole	WBC	2838-52	35.6	420	05/19/07	17.35	0.239
Eagle Harbor	EH-ES-3	English Sole	WBC	2838-53	22.2	89	05/19/07	23.38	0.596
Eagle Harbor	EH-ES-4	English Sole	WBC	2838-54	27.3	199	05/19/07	21.69	0.203
Eagle Harbor	EH-RF-1	Ratfish	WBC	2838-55	33.0	230	05/19/07	26.50	0.243
Eagle Harbor	EH-RF-2	Ratfish	WBC	2838-56	38.1	380	05/19/07	23.39	0.0255
Eagle Harbor	EH-RF-3	Ratfish	WBC	2838-57	50.8	760	05/19/07	31.68	0.127
Sinclair Inlet	SI-ES-1	English Sole	WBC	2838-58	29.2	330	05/17/07	22.19	0.402
Sinclair Inlet	SI-ES-2	English Sole	WBC	2838-59	29.2	330	05/17/07	19.35	1.14
Sinclair Inlet	SI-ES-4	English Sole	WBC	2838-61	25.4	192	05/17/07	40.66	0.793
Sinclair Inlet	SI-ES-6	English Sole	WBC	2838-63	25.4	178	05/17/07	20.31	0.238
Sinclair Inlet	SI-ES-7	English Sole	WBC	2838-64	25.4	179	05/17/07	20.51	0.388
Sinclair Inlet	SI-ES-8	English Sole	WBC	2838-65	29.2	261	05/17/07	20.71	0.383
Sinclair Inlet	SI-RS-1/2	Rock sole (2)	COMP	2838-67-68	10.2	23	05/17/07	24.28	0.391
Sinclair Inlet	SI-RS-3	Rock sole	WBC	2838-69	27.3	320	05/17/07	21.12	0.0826
Sinclair Inlet	SI-RS-4	Rock sole	WBC	2838-70	26.7	220	05/17/07	21.17	0.514
Sinclair Inlet	SI-SS-1	Sand sole	WBC	2838-71	25.4	270	05/17/07	21.66	0.105
Sinclair Inlet	SI-SS-2	Sand sole	WBC	2838-72	27.3	290	05/17/07	22.13	0.0398
Sinclair Inlet	SI-SS-3	Sand sole	WBC	2838-73	29.8	320	05/17/07	21.05	0.0680

Client Code	Client Code			Units = µg/g WET weight					
			Sample		Length	Weight	Collection	Percent	
Station	PSAMP Code	Organism	Type	MSL Code	(cm)	(g)	Date	Dry	Pb
								Instrument:	ICP-MS
Laboratory Achieved Method Detection Limits (converted to wet weight)							Average	27.01	0.0009
Reporting Limit, Wet Weight									0.003
Sinclair Inlet	SI-SSc-1/2	Staghorn sculpin (2)	COMP	2838-77-78	14.9	48	05/17/07	20.66	0.242
Sinclair Inlet	SI-SSc-3/5	Staghorn sculpin (2)	COMP	2838-79-81	14.3	53	05/17/07	20.03	0.126
Sinclair Inlet	SI-SSc-4/6	Staghorn sculpin (2)	COMP	2838-80-82	16.2	75	05/17/07	19.51	0.144
Sinclair Inlet	SI-RF-1	Ratfish	WBC	2838-83	41.3	550	05/17/07	32.67	0.0725
Sinclair Inlet	SI-RF-2	Ratfish	WBC	2838-84	36.8	380	05/17/07	26.61	0.0359
Sinclair Inlet	SI-SP-4/5	Shinner Surfperch (2)	COMP	2838-88-89	7.62	13	05/17/07	24.47	0.123
Sinclair Inlet	SI-SP-6/2	Shinner Surfperch (2)	COMP	2838-90-86	6.67	11	05/17/07	24.68	0.0513
Sinclair Inlet	SI-SP-7/3	Shinner Surfperch (2)	COMP	2838-91-87	7.3	11	05/17/07	25.12	0.168
Sinclair Inlet	SI-GC-2/6	Graceful Crab (2)	COMP	2838-93-97	7.62	103	05/17/07	28.75	1.67
Sinclair Inlet	SI-GC-3/4	Graceful Crab (2)	COMP	2838-94-95	6.99	67	05/17/07	33.60	0.763
Sinclair Inlet	SI-GC-7/1	Graceful Crab (2)	COMP	2838-98-92	6.67	60	05/17/07	54.85	2.68
Sinclair Inlet	SI-GC-5/8	Graceful Crab (2)	COMP	2838-96-99	7.62	92	05/17/07	30.89	0.778
Sinclair Inlet	SI-SC-COMP	Sea cucumber (6)	COMP	2838-100		4100	05/17/07	9.52	0.920
Port Gardner	PG-ES-1	English Sole	WBC	2838-101	24.8	158	05/29/07	19.23	0.107
Port Gardner	PG-ES-2	English Sole	WBC	2838-102	21.6	101	05/29/07	20.82	0.0954
Port Gardner	PG-ES-3	English Sole	WBC	2838-103	24.8	128	05/29/07	19.95	0.101
Nisqually	NIS-ES-1	English Sole	WBC	2838-104	25.4	166	05/30/07	20.67	0.482
Nisqually	NIS-ES-2	English Sole	WBC	2838-105	26.7	214	05/30/07	21.52	0.286
Nisqually	NIS-ES-3	English Sole	WBC	2838-106	30.5	290	05/30/07	21.61	0.225
Nisqually	NIS-RF-1	Ratfish	WBC	2838-107	48.3	620	05/30/07	31.21	0.0337
Nisqually	NIS-RF-2	Ratfish	WBC	2838-108	40.6	430	05/30/07	32.53	0.0400
Nisqually	NIS-RF-3	Ratfish	WBC	2838-109	38.1	450	05/30/07	29.35	0.0179
Commencement Bay	CB-ES-1	English Sole	WBC	2838-110	22.9	145	05/31/07	21.50	0.301
Commencement Bay	CB-ES-2	English Sole	WBC	2838-111	24.8	157	05/31/07	23.68	0.400
Commencement Bay	CB-ES-3	English Sole	WBC	2838-112	24.8	162	05/31/07	23.16	0.533
Commencement Bay	CB-RF-1	Ratfish	WBC	2838-113	40.6	320	05/31/07	30.17	0.152
Commencement Bay	CB-RF-2	Ratfish	WBC	2838-114	38.7	350	05/31/07	28.54	0.161
Commencement Bay	CB-RF-3	Ratfish	WBC	2838-115	38.7	390	05/31/07	30.58	0.0563
Duwamish	DU-ES-1	English Sole	WBC	2838-116	17.8	75	05/18/07	22.95	0.308
Duwamish	DU-ES-2	English Sole	WBC	2838-117	21.6	96	05/18/07	20.32	0.264
Duwamish	DU-ES-3	English Sole	WBC	2838-118	26.0	156	05/18/07	23.00	0.146
Admiralty Inlet	DF-EM-1	Dogfish 1	EM	2838-126		410	09/19/07	52.97	0.00561
Admiralty Inlet	DF-EM-2	Dogfish 2	EM	2838-127		440	09/19/07	52.87	0.0009 U
Admiralty Inlet	DF-LV-1	Dogfish 1	LV	2838-132		498	09/19/07	55.21	0.00436
Admiralty Inlet	DF-LV-2	Dogfish 2	LV	2838-133		260	09/19/07	52.95	0.00381
Admiralty Inlet	DF-DIG-1	Dogfish 1	DIG	2838-138		319	09/19/07	22.67	0.0117
Admiralty Inlet	DF-DIG-2	Dogfish 2	DIG	2838-139		194	09/19/07	21.16	0.00226 J
Admiralty Inlet	DF-SWC-1	Dogfish 1	SWC	2838-174			09/19/07	37.19	0.00315
Admiralty Inlet	DF-SWC-2	Dogfish 2	SWC	2838-175			09/19/07	28.81	0.00198 J
Admiralty Inlet	DF-WBWC-1	Dogfish 1	WBWC	2838-177	110.5	5400	09/19/07	39.76	0.00331
Admiralty Inlet	DF-WBWC-3	Dogfish 3	WBWC	2838-179	93.03	3140	09/19/07	36.70	0.00320
Admiralty Inlet	DF-WBWC-2	Dogfish 2	WBWC	2838-178	104.8	4290	09/19/07	35.83	0.00351
Admiralty Inlet	DF-EM-4	Dogfish 4	EM	2838-129		188	09/19/07	52.59	0.0009 U
Admiralty Inlet	DF-EM-6	Dogfish 6	EM	2838-131		322	09/19/07	56.33	0.0009 U
Admiralty Inlet	DF-LV-4	Dogfish 4	LV	2838-135		790	09/19/07	77.18	0.00290 J
Admiralty Inlet	DF-LV-6	Dogfish 6	LV	2838-137		434	09/19/07	31.93	0.00101 J
Admiralty Inlet	DF-DIG-4	Dogfish 4	DIG	2838-141		320	09/19/07	15.59	0.00479
Admiralty Inlet	DF-DIG-6	Dogfish 6	DIG	2838-143		327	09/19/07	17.06	0.0432
Admiralty Inlet	DF-SWC-6	Dogfish 6	SWC	2838-176			09/19/07	35.23	0.00237 J
Admiralty Inlet	DF-WBWC-4	Dogfish 4	WBWC	2838-180	111.1	5420	09/19/07	40.36	0.00412
Admiralty Inlet	DF-WBWC-5	Dogfish 5	WBWC	2838-181	93.98	3020	09/19/07	41.03	0.00223 J
Admiralty Inlet	DF-WBWC-6	Dogfish 6	WBWC	2838-182	98.11	4090	09/19/07	37.03	0.0201
Admiralty Inlet	DF-SWC-4	Dogfish 4	SWC	2838-183			09/19/07	29.84	0.00126 J

Client Code	Client Code			Units = µg/g WET weight					
			Sample		Length	Weight	Collection	Percent	
Station	PSAMP Code	Organism	Type	MSL Code	(cm)	(g)	Date	Dry	Zn
								Instrument:	ICP-MS
Laboratory Achieved Method Detection Limits (converted to wet weight)							Average	27.01	0.03
Reporting Limit, Wet Weight									0.1
Vendovi	V-ES-5	English Sole	WBC	2838-5	27.9	224	05/01/07	18.59	10.9
Vendovi	V-ES-6	English Sole	WBC	2838-6	27.9	250	05/01/07	17.79	8.31
Vendovi	V-ES-8	English Sole	WBC	2838-8	27.3	197	05/01/07	22.64	12.2
Vendovi	V-RS-1	Rock sole	WBC	2838-10	20.3	119	05/01/07	21.79	11.7
Vendovi	V-RS-2	Rock sole	WBC	2838-11	21.0	142	05/01/07	21.23	10.3
Vendovi	V-RS-3	Rock sole	WBC	2838-12	31.1	510	05/01/07	20.30	10.7
Vendovi	V-SSc-1	Staghorn sculpin	WBC	2838-13	17.8	94	05/01/07	19.54	12.1
Vendovi	V-SSc-2	Staghorn sculpin	WBC	2838-14	24.8	298	05/01/07	20.54	11.9
Vendovi	V-SSc-3	Staghorn sculpin	WBC	2838-15	25.4	294	05/01/07	19.90	11.8
Vendovi	V-SP-1	Shinner Surfperch	WBC	2838-16	7.62	16	05/01/07	23.28	29.1
Vendovi	V-SP-2	Shinner Surfperch	WBC	2838-17	8.89	15	05/01/07	22.19	28.6
Vendovi	V-SP-3	Shinner Surfperch	WBC	2838-18	8.89	16	05/01/07	24.13	19.9
Vendovi	V-SC-COMP	Sea cucumber (3)	COMP	2838-19		5501	05/01/07	13.20	7.17
Strait of Georgia	SG-ES-3	English Sole	WBC	2838-22	26.7	184	05/02/07	20.54	13.6
Strait of Georgia	SG-ES-4	English Sole	WBC	2838-23	26.0	189	05/02/07	20.95	13.3
Strait of Georgia	SG-ES-5	English Sole	WBC	2838-24	26.7	192	05/02/07	21.39	15.6
Strait of Georgia	SG-RF-1	Ratfish	WBC	2838-29	27.9	115	05/02/07	19.86	5.80
Strait of Georgia	SG-RF-2	Ratfish	WBC	2838-30	35.6	320	05/02/07	27.99	10.0
Strait of Georgia	SG-RF-3	Ratfish	WBC	2838-31	48.3	770	05/02/07	33.64	5.72
Strait of Georgia	SG-SC-COMP	Sea cucumber (6)	COMP	2838-32		290	05/02/07	7.70	4.25
Hood Canal	HC-ES-1	English Sole	WBC	2838-33	22.9	131	05/03/07	17.91	13.9
Hood Canal	HC-ES-2	English Sole	WBC	2838-34	22.9	133	05/03/07	20.28	12.0
Hood Canal	HC-ES-3	English Sole	WBC	2838-35	26.7	220	05/03/07	21.19	13.5
Hood Canal	HC-RS-1	Rock sole	WBC	2838-36	31.8	460	05/03/07	22.07	14.8
Hood Canal	HC-RF-1	Ratfish	WBC	2838-37	39.4	480	05/03/07	25.63	7.10
Hood Canal	HC-RF-2	Ratfish	WBC	2838-38	38.1	340	05/03/07	27.04	5.33
Hood Canal	HC-RF-3	Ratfish	WBC	2838-39	42.5	450	05/03/07	27.61	7.23
Hood Canal	HC-SP1	Shinner Surfperch	WBC	2838-40	9.53	16	05/03/07	27.84	34.2
Hood Canal	HC-SP2	Shinner Surfperch	WBC	2838-41	10.2	20	05/03/07	34.05	34.1
Hood Canal	HC-GC-1	Graceful Crab	WBC	2838-43	10.2	237	05/03/07	19.14	15.4
Elliott Bay	EB-ES-1/2	English Sole (2)	COMP	2838-45-46	15.8	44	05/16/07	21.44	18.4
Elliott Bay	EB-ES-3	English Sole	WBC	2838-47	26.0	157	05/16/07	19.72	16.7
Elliott Bay	EB-RF-1	Ratfish	WBC	2838-48	40.6	350	05/16/07	26.43	6.26
Elliott Bay	EB-RF-2	Ratfish	WBC	2838-49	41.9	370	05/16/07	27.23	7.62
Elliott Bay	EB-RF-3	Ratfish	WBC	2838-50	53.3	810	05/16/07	27.11	6.78
Eagle Harbor	EH-ES-2	English Sole	WBC	2838-52	35.6	420	05/19/07	17.35	18.2
Eagle Harbor	EH-ES-3	English Sole	WBC	2838-53	22.2	89	05/19/07	23.38	21.8
Eagle Harbor	EH-ES-4	English Sole	WBC	2838-54	27.3	199	05/19/07	21.69	18.5
Eagle Harbor	EH-RF-1	Ratfish	WBC	2838-55	33.0	230	05/19/07	26.50	7.50
Eagle Harbor	EH-RF-2	Ratfish	WBC	2838-56	38.1	380	05/19/07	23.39	6.03
Eagle Harbor	EH-RF-3	Ratfish	WBC	2838-57	50.8	760	05/19/07	31.68	8.40
Sinclair Inlet	SI-ES-1	English Sole	WBC	2838-58	29.2	330	05/17/07	22.19	14.3
Sinclair Inlet	SI-ES-2	English Sole	WBC	2838-59	29.2	330	05/17/07	19.35	12.8
Sinclair Inlet	SI-ES-4	English Sole	WBC	2838-61	25.4	192	05/17/07	40.66	29.4
Sinclair Inlet	SI-ES-6	English Sole	WBC	2838-63	25.4	178	05/17/07	20.31	14.0
Sinclair Inlet	SI-ES-7	English Sole	WBC	2838-64	25.4	179	05/17/07	20.51	19.8
Sinclair Inlet	SI-ES-8	English Sole	WBC	2838-65	29.2	261	05/17/07	20.71	16.1
Sinclair Inlet	SI-RS-1/2	Rock sole (2)	COMP	2838-67-68	10.2	23	05/17/07	24.28	17.0
Sinclair Inlet	SI-RS-3	Rock sole	WBC	2838-69	27.3	320	05/17/07	21.12	16.4
Sinclair Inlet	SI-RS-4	Rock sole	WBC	2838-70	26.7	220	05/17/07	21.17	23.5
Sinclair Inlet	SI-SS-1	Sand sole	WBC	2838-71	25.4	270	05/17/07	21.66	16.4
Sinclair Inlet	SI-SS-2	Sand sole	WBC	2838-72	27.3	290	05/17/07	22.13	18.0
Sinclair Inlet	SI-SS-3	Sand sole	WBC	2838-73	29.8	320	05/17/07	21.05	16.3

Client Code	Client Code			Units = µg/g WET weight					
			Sample		Length	Weight	Collection	Percent	
Station	PSAMP Code	Organism	Type	MSL Code	(cm)	(g)	Date	Dry	Zn
								Instrument:	ICP-MS
Laboratory Achieved Method Detection Limits (converted to wet weight)							Average	27.01	0.03
Reporting Limit, Wet Weight									0.1
Sinclair Inlet	SI-SSc-1/2	Staghorn sculpin (2)	COMP	2838-77-78	14.9	48	05/17/07	20.66	15.2
Sinclair Inlet	SI-SSc-3/5	Staghorn sculpin (2)	COMP	2838-79-81	14.3	53	05/17/07	20.03	12.7
Sinclair Inlet	SI-SSc-4/6	Staghorn sculpin (2)	COMP	2838-80-82	16.2	75	05/17/07	19.51	12.8
Sinclair Inlet	SI-RF-1	Ratfish	WBC	2838-83	41.3	550	05/17/07	32.67	7.55
Sinclair Inlet	SI-RF-2	Ratfish	WBC	2838-84	36.8	380	05/17/07	26.61	6.04
Sinclair Inlet	SI-SP-4/5	Shinner Surfperch (2)	COMP	2838-88-89	7.62	13	05/17/07	24.47	30.6
Sinclair Inlet	SI-SP-6/2	Shinner Surfperch (2)	COMP	2838-90-86	6.67	11	05/17/07	24.68	29.4
Sinclair Inlet	SI-SP-7/3	Shinner Surfperch (2)	COMP	2838-91-87	7.3	11	05/17/07	25.12	25.0
Sinclair Inlet	SI-GC-2/6	Graceful Crab (2)	COMP	2838-93-97	7.62	103	05/17/07	28.75	43.7
Sinclair Inlet	SI-GC-3/4	Graceful Crab (2)	COMP	2838-94-95	6.99	67	05/17/07	33.60	32.8
Sinclair Inlet	SI-GC-7/1	Graceful Crab (2)	COMP	2838-98-92	6.67	60	05/17/07	54.85	77.9
Sinclair Inlet	SI-GC-5/8	Graceful Crab (2)	COMP	2838-96-99	7.62	92	05/17/07	30.89	32.4
Sinclair Inlet	SI-SC-COMP	Sea cucumber (6)	COMP	2838-100		4100	05/17/07	9.52	6.92
Port Gardner	PG-ES-1	English Sole	WBC	2838-101	24.8	158	05/29/07	19.23	15.6
Port Gardner	PG-ES-2	English Sole	WBC	2838-102	21.6	101	05/29/07	20.82	15.0
Port Gardner	PG-ES-3	English Sole	WBC	2838-103	24.8	128	05/29/07	19.95	15.6
Nisqually	NIS-ES-1	English Sole	WBC	2838-104	25.4	166	05/30/07	20.67	16.6
Nisqually	NIS-ES-2	English Sole	WBC	2838-105	26.7	214	05/30/07	21.52	18.0
Nisqually	NIS-ES-3	English Sole	WBC	2838-106	30.5	290	05/30/07	21.61	14.5
Nisqually	NIS-RF-1	Ratfish	WBC	2838-107	48.3	620	05/30/07	31.21	7.02
Nisqually	NIS-RF-2	Ratfish	WBC	2838-108	40.6	430	05/30/07	32.53	7.90
Nisqually	NIS-RF-3	Ratfish	WBC	2838-109	38.1	450	05/30/07	29.35	8.22
Commencement Bay	CB-ES-1	English Sole	WBC	2838-110	22.9	145	05/31/07	21.50	17.0
Commencement Bay	CB-ES-2	English Sole	WBC	2838-111	24.8	157	05/31/07	23.68	18.8
Commencement Bay	CB-ES-3	English Sole	WBC	2838-112	24.8	162	05/31/07	23.16	17.2
Commencement Bay	CB-RF-1	Ratfish	WBC	2838-113	40.6	320	05/31/07	30.17	6.00
Commencement Bay	CB-RF-2	Ratfish	WBC	2838-114	38.7	350	05/31/07	28.54	5.88
Commencement Bay	CB-RF-3	Ratfish	WBC	2838-115	38.7	390	05/31/07	30.58	6.36
Duwamish	DU-ES-1	English Sole	WBC	2838-116	17.8	75	05/18/07	22.95	17.3
Duwamish	DU-ES-2	English Sole	WBC	2838-117	21.6	96	05/18/07	20.32	16.3
Duwamish	DU-ES-3	English Sole	WBC	2838-118	26.0	156	05/18/07	23.00	17.4
Admiralty Inlet	DF-EM-1	Dogfish 1	EM	2838-126		410	09/19/07	52.97	13.0
Admiralty Inlet	DF-EM-2	Dogfish 2	EM	2838-127		440	09/19/07	52.87	12.2
Admiralty Inlet	DF-LV-1	Dogfish 1	LV	2838-132		498	09/19/07	55.21	21.4
Admiralty Inlet	DF-LV-2	Dogfish 2	LV	2838-133		260	09/19/07	52.95	13.3
Admiralty Inlet	DF-DIG-1	Dogfish 1	DIG	2838-138		319	09/19/07	22.67	44.0
Admiralty Inlet	DF-DIG-2	Dogfish 2	DIG	2838-139		194	09/19/07	21.16	17.7
Admiralty Inlet	DF-SWC-1	Dogfish 1	SWC	2838-174			09/19/07	37.19	4.35
Admiralty Inlet	DF-SWC-2	Dogfish 2	SWC	2838-175			09/19/07	28.81	4.06
Admiralty Inlet	DF-WBWC-1	Dogfish 1	WBWC	2838-177	110.5	5400	09/19/07	39.76	8.51
Admiralty Inlet	DF-WBWC-3	Dogfish 3	WBWC	2838-179	93.03	3140	09/19/07	36.70	5.06
Admiralty Inlet	DF-WBWC-2	Dogfish 2	WBWC	2838-178	104.8	4290	09/19/07	35.83	6.34
Admiralty Inlet	DF-EM-4	Dogfish 4	EM	2838-129		188	09/19/07	52.59	15.7
Admiralty Inlet	DF-EM-6	Dogfish 6	EM	2838-131		322	09/19/07	56.33	14.5
Admiralty Inlet	DF-LV-4	Dogfish 4	LV	2838-135		790	09/19/07	77.18	15.3
Admiralty Inlet	DF-LV-6	Dogfish 6	LV	2838-137		434	09/19/07	31.93	8.08
Admiralty Inlet	DF-DIG-4	Dogfish 4	DIG	2838-141		320	09/19/07	15.59	50.0
Admiralty Inlet	DF-DIG-6	Dogfish 6	DIG	2838-143		327	09/19/07	17.06	37.0
Admiralty Inlet	DF-SWC-6	Dogfish 6	SWC	2838-176			09/19/07	35.23	3.84
Admiralty Inlet	DF-WBWC-4	Dogfish 4	WBWC	2838-180	111.1	5420	09/19/07	40.36	15.8
Admiralty Inlet	DF-WBWC-5	Dogfish 5	WBWC	2838-181	93.98	3020	09/19/07	41.03	6.73
Admiralty Inlet	DF-WBWC-6	Dogfish 6	WBWC	2838-182	98.11	4090	09/19/07	37.03	18.5
Admiralty Inlet	DF-SWC-4	Dogfish 4	SWC	2838-183			09/19/07	29.84	3.25

Field Data Summary: Metals in Biota Tissue

Dry Weight Basis

Client Code	Client Code			Units = µg/g dry weight					
Station	PSAMP Code	Organism	Sample Type	MSL Code	Length (cm)	Weight (g)	Collection Date	Percent Moisture	Ag
Laboratory Achieved Method Detection Limits									0.002
Reporting Limit (MDL* 3.18)									0.01
									<i>Instrument: ICP-MS</i>
Vendovi	V-ES-5	English Sole	WBC	2838-5	27.9	224	05/01/07	81.41	0.0306
Vendovi	V-ES-6	English Sole	WBC	2838-6	27.9	250	05/01/07	82.21	0.0170
Vendovi	V-ES-8	English Sole	WBC	2838-8	27.3	197	05/01/07	77.36	0.0270
Vendovi	V-RS-1	Rock sole	WBC	2838-10	20.3	119	05/01/07	78.21	0.0204
Vendovi	V-RS-2	Rock sole	WBC	2838-11	21.0	142	05/01/07	78.77	0.0144
Vendovi	V-RS-3	Rock sole	WBC	2838-12	31.1	510	05/01/07	79.70	0.0240
Vendovi	V-SSc-1	Staghorn sculpin	WBC	2838-13	17.8	94	05/01/07	80.46	0.125
Vendovi	V-SSc-2	Staghorn sculpin	WBC	2838-14	24.8	298	05/01/07	79.46	0.0379
Vendovi	V-SSc-3	Staghorn sculpin	WBC	2838-15	25.4	294	05/01/07	80.10	0.0253
Vendovi	V-SP-1	Shiner perch	WBC	2838-16	7.62	16	05/01/07	76.72	0.0208
Vendovi	V-SP-2	Shiner perch	WBC	2838-17	8.89	15	05/01/07	77.81	0.00787 J
Vendovi	V-SP-3	Shiner perch	WBC	2838-18	8.89	16	05/01/07	75.87	0.0217
Vendovi	V-SC-COMP	Sea cucumber (3)	COMP	2838-19		5501	05/01/07	86.80	0.0728
Strait of Georgia	SG-ES-3	English Sole	WBC	2838-22	26.7	184	05/02/07	79.46	0.00669 J
Strait of Georgia	SG-ES-4	English Sole	WBC	2838-23	26.0	189	05/02/07	79.05	0.0113
Strait of Georgia	SG-ES-5	English Sole	WBC	2838-24	26.7	192	05/02/07	78.61	0.0209
Strait of Georgia	SG-RF-1	Spotted Ratfish	WBC	2838-29	27.9	115	05/02/07	80.14	0.215
Strait of Georgia	SG-RF-2	Spotted Ratfish	WBC	2838-30	35.6	320	05/02/07	72.01	0.359
Strait of Georgia	SG-RF-3	Spotted Ratfish	WBC	2838-31	48.3	770	05/02/07	66.36	0.380
Strait of Georgia	SG-SC-COMP	Sea cucumber (6)	COMP	2838-32		290	05/02/07	92.30	0.0766
Hood Canal	HC-ES-1	English Sole	WBC	2838-33	22.9	131	05/03/07	82.09	0.0106
Hood Canal	HC-ES-2	English Sole	WBC	2838-34	22.9	133	05/03/07	79.72	0.00277 J
Hood Canal	HC-ES-3	English Sole	WBC	2838-35	26.7	220	05/03/07	78.81	0.0196
Hood Canal	HC-RS-1	Rock sole	WBC	2838-36	31.8	460	05/03/07	77.93	0.0121
Hood Canal	HC-RF-1	Spotted Ratfish	WBC	2838-37	39.4	480	05/03/07	74.37	1.27
Hood Canal	HC-RF-2	Spotted Ratfish	WBC	2838-38	38.1	340	05/03/07	72.96	0.997
Hood Canal	HC-RF-3	Spotted Ratfish	WBC	2838-39	42.5	450	05/03/07	72.39	5.86
Hood Canal	HC-SP1	Shiner perch	WBC	2838-40	9.53	16	05/03/07	72.16	0.0582
Hood Canal	HC-SP2	Shiner perch	WBC	2838-41	10.2	20	05/03/07	65.95	0.0578
Hood Canal	HC-GC-1	Graceful Crab	WBC	2838-43	10.2	237	05/03/07	80.86	1.11
Elliott Bay	EB-ES-1/2	English Sole (2)	COMP	2838-45-46	15.8	44	05/16/07	78.56	0.0791
Elliott Bay	EB-ES-3	English Sole	WBC	2838-47	26.0	157	05/16/07	80.28	0.0545
Elliott Bay	EB-RF-1	Spotted Ratfish	WBC	2838-48	40.6	350	05/16/07	73.57	7.86
Elliott Bay	EB-RF-2	Spotted Ratfish	WBC	2838-49	41.9	370	05/16/07	72.77	0.655
Elliott Bay	EB-RF-3	Spotted Ratfish	WBC	2838-50	53.3	810	05/16/07	72.89	3.08
Eagle Harbor	EH-ES-2	English Sole	WBC	2838-52	35.6	420	05/19/07	82.65	0.0349
Eagle Harbor	EH-ES-3	English Sole	WBC	2838-53	22.2	89	05/19/07	76.62	0.0210
Eagle Harbor	EH-ES-4	English Sole	WBC	2838-54	27.3	199	05/19/07	78.31	0.0145
Eagle Harbor	EH-RF-1	Spotted Ratfish	WBC	2838-55	33.0	230	05/19/07	73.50	0.934
Eagle Harbor	EH-RF-2	Spotted Ratfish	WBC	2838-56	38.1	380	05/19/07	76.61	1.65
Eagle Harbor	EH-RF-3	Spotted Ratfish	WBC	2838-57	50.8	760	05/19/07	68.32	0.768
Sinclair Inlet	SI-ES-1	English Sole	WBC	2838-58	29.2	330	05/17/07	77.81	0.0262
Sinclair Inlet	SI-ES-2	English Sole	WBC	2838-59	29.2	330	05/17/07	80.65	0.0272
Sinclair Inlet	SI-ES-4	English Sole	WBC	2838-61	25.4	192	05/17/07	59.34	0.0362
Sinclair Inlet	SI-ES-6	English Sole	WBC	2838-63	25.4	178	05/17/07	79.69	0.0113
Sinclair Inlet	SI-ES-7	English Sole	WBC	2838-64	25.4	179	05/17/07	79.49	0.0109
Sinclair Inlet	SI-ES-8	English Sole	WBC	2838-65	29.2	261	05/17/07	79.29	0.0273
Sinclair Inlet	SI-RS-1/2	Rock sole (2)	COMP	2838-67-68	10.2	23	05/17/07	75.72	0.0309
Sinclair Inlet	SI-RS-3	Rock sole	WBC	2838-69	27.3	320	05/17/07	78.88	0.0279
Sinclair Inlet	SI-RS-4	Rock sole	WBC	2838-70	26.7	220	05/17/07	78.83	0.002 U
Sinclair Inlet	SI-SS-1	Sand sole	WBC	2838-71	25.4	270	05/17/07	78.34	0.0435
Sinclair Inlet	SI-SS-2	Sand sole	WBC	2838-72	27.3	290	05/17/07	77.87	0.00225 J
Sinclair Inlet	SI-SS-3	Sand sole	WBC	2838-73	29.8	320	05/17/07	78.95	0.0343

Client Code	Client Code			Units = µg/g dry weight					
Station	PSAMP Code	Organism	Sample Type	MSL Code	Length (cm)	Weight (g)	Collection Date	Percent Moisture	Ag
Laboratory Achieved Method Detection Limits									0.002
Reporting Limit (MDL* 3.18)									0.01
									<i>Instrument: ICP-MS</i>
Sinclair Inlet	SI-SSc-1/2	Staghorn sculpin (2)	COMP	2838-77-78	14.9	48	05/17/07	79.34	0.137
Sinclair Inlet	SI-SSc-3/5	Staghorn sculpin (2)	COMP	2838-79-81	14.3	53	05/17/07	79.97	0.0647
Sinclair Inlet	SI-SSc-4/6	Staghorn sculpin (2)	COMP	2838-80-82	16.2	75	05/17/07	80.49	0.142
Sinclair Inlet	SI-RF-1	Spotted Ratfish	WBC	2838-83	41.3	550	05/17/07	67.33	2.25
Sinclair Inlet	SI-RF-2	Spotted Ratfish	WBC	2838-84	36.8	380	05/17/07	73.39	0.969
Sinclair Inlet	SI-SP-4/5	Shiner perch (2)	COMP	2838-88-89	7.62	13	05/17/07	75.53	0.0360
Sinclair Inlet	SI-SP-6/2	Shiner perch (2)	COMP	2838-90-86	6.67	11	05/17/07	75.32	0.0437
Sinclair Inlet	SI-SP-7/3	Shiner perch (2)	COMP	2838-91-87	7.3	11	05/17/07	74.88	0.0761
Sinclair Inlet	SI-GC-2/6	Graceful Crab (2)	COMP	2838-93-97	7.62	103	05/17/07	71.25	1.03
Sinclair Inlet	SI-GC-3/4	Graceful Crab (2)	COMP	2838-94-95	6.99	67	05/17/07	66.40	0.658
Sinclair Inlet	SI-GC-7/1	Graceful Crab (2)	COMP	2838-98-92	6.67	60	05/17/07	45.15	0.793
Sinclair Inlet	SI-GC-5/8	Graceful Crab (2)	COMP	2838-96-99	7.62	92	05/17/07	69.11	1.24
Sinclair Inlet	SI-SC-COMP	Sea cucumber (6)	COMP	2838-100		4100	05/17/07	90.48	0.138
Port Gardner	PG-ES-1	English Sole	WBC	2838-101	24.8	158	05/29/07	80.77	0.00859 J
Port Gardner	PG-ES-2	English Sole	WBC	2838-102	21.6	101	05/29/07	79.18	0.00408 J
Port Gardner	PG-ES-3	English Sole	WBC	2838-103	24.8	128	05/29/07	80.05	0.00617 J
Nisqually	NIS-ES-1	English Sole	WBC	2838-104	25.4	166	05/30/07	79.33	0.0285
Nisqually	NIS-ES-2	English Sole	WBC	2838-105	26.7	214	05/30/07	78.48	0.0580
Nisqually	NIS-ES-3	English Sole	WBC	2838-106	30.5	290	05/30/07	78.39	0.0232
Nisqually	NIS-RF-1	Spotted Ratfish	WBC	2838-107	48.3	620	05/30/07	68.79	4.90
Nisqually	NIS-RF-2	Spotted Ratfish	WBC	2838-108	40.6	430	05/30/07	67.47	0.733
Nisqually	NIS-RF-3	Spotted Ratfish	WBC	2838-109	38.1	450	05/30/07	70.65	2.14
Commencement Bay	CB-ES-1	English Sole	WBC	2838-110	22.9	145	05/31/07	78.50	0.0278
Commencement Bay	CB-ES-2	English Sole	WBC	2838-111	24.8	157	05/31/07	76.32	0.0571
Commencement Bay	CB-ES-3	English Sole	WBC	2838-112	24.8	162	05/31/07	76.84	0.0638
Commencement Bay	CB-RF-1	Spotted Ratfish	WBC	2838-113	40.6	320	05/31/07	69.83	0.901
Commencement Bay	CB-RF-2	Spotted Ratfish	WBC	2838-114	38.7	350	05/31/07	71.46	3.41
Commencement Bay	CB-RF-3	Spotted Ratfish	WBC	2838-115	38.7	390	05/31/07	69.42	0.869
Duwamish	DU-ES-1	English Sole	WBC	2838-116	17.8	75	05/18/07	77.05	0.0228
Duwamish	DU-ES-2	English Sole	WBC	2838-117	21.6	96	05/18/07	79.68	0.0350
Duwamish	DU-ES-3	English Sole	WBC	2838-118	26.0	156	05/18/07	77.00	0.00926 J
Admiralty Inlet	DF-EM-1	Dogfish 1	EM	2838-126		410	09/19/07	47.03	0.0202
Admiralty Inlet	DF-EM-2	Dogfish 2	EM	2838-127		440	09/19/07	47.13	0.0244
Admiralty Inlet	DF-LV-1	Dogfish 1	LV	2838-132		498	09/19/07	44.79	0.511
Admiralty Inlet	DF-LV-2	Dogfish 2	LV	2838-133		260	09/19/07	47.05	0.114
Admiralty Inlet	DF-DIG-1	Dogfish 1	DIG	2838-138		319	09/19/07	77.33	0.205
Admiralty Inlet	DF-DIG-2	Dogfish 2	DIG	2838-139		194	09/19/07	78.84	0.0101
Admiralty Inlet	DF-SWC-1	Dogfish 1	SWC	2838-174			09/19/07	62.81	0.002 U
Admiralty Inlet	DF-SWC-2	Dogfish 2	SWC	2838-175			09/19/07	71.19	0.002 U
Admiralty Inlet	DF-WBWC-1	Dogfish 1	WBWC	2838-177	110.5	5400	09/19/07	60.24	0.0364
Admiralty Inlet	DF-WBWC-3	Dogfish 3	WBWC	2838-179	93.03	3140	09/19/07	63.30	0.00409 J
Admiralty Inlet	DF-WBWC-2	Dogfish 2	WBWC	2838-178	104.8	4290	09/19/07	64.17	0.0158
Admiralty Inlet	DF-EM-4	Dogfish 4	EM	2838-129		188	09/19/07	47.41	0.00685 J
Admiralty Inlet	DF-EM-6	Dogfish 6	EM	2838-131		322	09/19/07	43.67	0.00429 J
Admiralty Inlet	DF-LV-4	Dogfish 4	LV	2838-135		790	09/19/07	22.82	0.0630
Admiralty Inlet	DF-LV-6	Dogfish 6	LV	2838-137		434	09/19/07	68.07	0.111
Admiralty Inlet	DF-DIG-4	Dogfish 4	DIG	2838-141		320	09/19/07	84.41	0.0289
Admiralty Inlet	DF-DIG-6	Dogfish 6	DIG	2838-143		327	09/19/07	82.94	0.0397
Admiralty Inlet	DF-SWC-6	Dogfish 6	SWC	2838-176			09/19/07	64.77	0.002 U
Admiralty Inlet	DF-WBWC-4	Dogfish 4	WBWC	2838-180	111.1	5420	09/19/07	59.64	0.00660 J
Admiralty Inlet	DF-WBWC-5	Dogfish 5	WBWC	2838-181	93.98	3020	09/19/07	58.97	0.0451
Admiralty Inlet	DF-WBWC-6	Dogfish 6	WBWC	2838-182	98.11	4090	09/19/07	62.97	0.0174
Admiralty Inlet	DF-SWC-4	Dogfish 4	SWC	2838-183			09/19/07	70.16	0.002 U

Client Code	Client Code			Units = µg/g dry weight					
Station	PSAMP Code	Organism	Sample Type	MSL Code	Length (cm)	Weight (g)	Collection Date	Percent Moisture	As
Laboratory Achieved Method Detection Limits									0.1
Reporting Limit (MDL* 3.18)									0.3
Vendovi	V-ES-5	English Sole	WBC	2838-5	27.9	224	05/01/07	81.41	31.9
Vendovi	V-ES-6	English Sole	WBC	2838-6	27.9	250	05/01/07	82.21	45.3
Vendovi	V-ES-8	English Sole	WBC	2838-8	27.3	197	05/01/07	77.36	27.9
Vendovi	V-RS-1	Rock sole	WBC	2838-10	20.3	119	05/01/07	78.21	13.5
Vendovi	V-RS-2	Rock sole	WBC	2838-11	21.0	142	05/01/07	78.77	12.3
Vendovi	V-RS-3	Rock sole	WBC	2838-12	31.1	510	05/01/07	79.70	18.2
Vendovi	V-SSc-1	Staghorn sculpin	WBC	2838-13	17.8	94	05/01/07	80.46	13.6
Vendovi	V-SSc-2	Staghorn sculpin	WBC	2838-14	24.8	298	05/01/07	79.46	14.3
Vendovi	V-SSc-3	Staghorn sculpin	WBC	2838-15	25.4	294	05/01/07	80.10	15.3
Vendovi	V-SP-1	Shiner perch	WBC	2838-16	7.62	16	05/01/07	76.72	4.11
Vendovi	V-SP-2	Shiner perch	WBC	2838-17	8.89	15	05/01/07	77.81	3.19
Vendovi	V-SP-3	Shiner perch	WBC	2838-18	8.89	16	05/01/07	75.87	5.17
Vendovi	V-SC-COMP	Sea cucumber (3)	COMP	2838-19		5501	05/01/07	86.80	10.8
Strait of Georgia	SG-ES-3	English Sole	WBC	2838-22	26.7	184	05/02/07	79.46	10.9
Strait of Georgia	SG-ES-4	English Sole	WBC	2838-23	26.0	189	05/02/07	79.05	18.1
Strait of Georgia	SG-ES-5	English Sole	WBC	2838-24	26.7	192	05/02/07	78.61	17.7
Strait of Georgia	SG-RF-1	Spotted Ratfish	WBC	2838-29	27.9	115	05/02/07	80.14	29.5
Strait of Georgia	SG-RF-2	Spotted Ratfish	WBC	2838-30	35.6	320	05/02/07	72.01	15.3
Strait of Georgia	SG-RF-3	Spotted Ratfish	WBC	2838-31	48.3	770	05/02/07	66.36	31.9
Strait of Georgia	SG-SC-COMP	Sea cucumber (6)	COMP	2838-32		290	05/02/07	92.30	16.8
Hood Canal	HC-ES-1	English Sole	WBC	2838-33	22.9	131	05/03/07	82.09	28.1
Hood Canal	HC-ES-2	English Sole	WBC	2838-34	22.9	133	05/03/07	79.72	51.4
Hood Canal	HC-ES-3	English Sole	WBC	2838-35	26.7	220	05/03/07	78.81	21.7
Hood Canal	HC-RS-1	Rock sole	WBC	2838-36	31.8	460	05/03/07	77.93	11.2
Hood Canal	HC-RF-1	Spotted Ratfish	WBC	2838-37	39.4	480	05/03/07	74.37	28.2
Hood Canal	HC-RF-2	Spotted Ratfish	WBC	2838-38	38.1	340	05/03/07	72.96	25.5
Hood Canal	HC-RF-3	Spotted Ratfish	WBC	2838-39	42.5	450	05/03/07	72.39	35.5
Hood Canal	HC-SP1	Shiner perch	WBC	2838-40	9.53	16	05/03/07	72.16	4.08
Hood Canal	HC-SP2	Shiner perch	WBC	2838-41	10.2	20	05/03/07	65.95	3.75
Hood Canal	HC-GC-1	Graceful Crab	WBC	2838-43	10.2	237	05/03/07	80.86	17.6
Elliott Bay	EB-ES-1/2	English Sole (2)	COMP	2838-45-46	15.8	44	05/16/07	78.56	15.1
Elliott Bay	EB-ES-3	English Sole	WBC	2838-47	26.0	157	05/16/07	80.28	27.1
Elliott Bay	EB-RF-1	Spotted Ratfish	WBC	2838-48	40.6	350	05/16/07	73.57	49.2
Elliott Bay	EB-RF-2	Spotted Ratfish	WBC	2838-49	41.9	370	05/16/07	72.77	30.2
Elliott Bay	EB-RF-3	Spotted Ratfish	WBC	2838-50	53.3	810	05/16/07	72.89	24.7
Eagle Harbor	EH-ES-2	English Sole	WBC	2838-52	35.6	420	05/19/07	82.65	15.9
Eagle Harbor	EH-ES-3	English Sole	WBC	2838-53	22.2	89	05/19/07	76.62	20.8
Eagle Harbor	EH-ES-4	English Sole	WBC	2838-54	27.3	199	05/19/07	78.31	15.6
Eagle Harbor	EH-RF-1	Spotted Ratfish	WBC	2838-55	33.0	230	05/19/07	73.50	37.9
Eagle Harbor	EH-RF-2	Spotted Ratfish	WBC	2838-56	38.1	380	05/19/07	76.61	26.9
Eagle Harbor	EH-RF-3	Spotted Ratfish	WBC	2838-57	50.8	760	05/19/07	68.32	23.2
Sinclair Inlet	SI-ES-1	English Sole	WBC	2838-58	29.2	330	05/17/07	77.81	11.9
Sinclair Inlet	SI-ES-2	English Sole	WBC	2838-59	29.2	330	05/17/07	80.65	17.6
Sinclair Inlet	SI-ES-4	English Sole	WBC	2838-61	25.4	192	05/17/07	59.34	21.8
Sinclair Inlet	SI-ES-6	English Sole	WBC	2838-63	25.4	178	05/17/07	79.69	11.3
Sinclair Inlet	SI-ES-7	English Sole	WBC	2838-64	25.4	179	05/17/07	79.49	12.4
Sinclair Inlet	SI-ES-8	English Sole	WBC	2838-65	29.2	261	05/17/07	79.29	17.0
Sinclair Inlet	SI-RS-1/2	Rock sole (2)	COMP	2838-67-68	10.2	23	05/17/07	75.72	12.8
Sinclair Inlet	SI-RS-3	Rock sole	WBC	2838-69	27.3	320	05/17/07	78.88	24.0
Sinclair Inlet	SI-RS-4	Rock sole	WBC	2838-70	26.7	220	05/17/07	78.83	32.9
Sinclair Inlet	SI-SS-1	Sand sole	WBC	2838-71	25.4	270	05/17/07	78.34	8.02
Sinclair Inlet	SI-SS-2	Sand sole	WBC	2838-72	27.3	290	05/17/07	77.87	7.17
Sinclair Inlet	SI-SS-3	Sand sole	WBC	2838-73	29.8	320	05/17/07	78.95	7.64

Client Code	Client Code			Units = µg/g dry weight					
Station	PSAMP Code	Organism	Sample Type	MSL Code	Length (cm)	Weight (g)	Collection Date	Percent Moisture	As
Laboratory Achieved Method Detection Limits									0.1
Reporting Limit (MDL* 3.18)									0.3
Sinclair Inlet	SI-SSc-1/2	Staghorn sculpin (2)	COMP	2838-77-78	14.9	48	05/17/07	79.34	8.39
Sinclair Inlet	SI-SSc-3/5	Staghorn sculpin (2)	COMP	2838-79-81	14.3	53	05/17/07	79.97	5.90
Sinclair Inlet	SI-SSc-4/6	Staghorn sculpin (2)	COMP	2838-80-82	16.2	75	05/17/07	80.49	9.63
Sinclair Inlet	SI-RF-1	Spotted Ratfish	WBC	2838-83	41.3	550	05/17/07	67.33	29.2
Sinclair Inlet	SI-RF-2	Spotted Ratfish	WBC	2838-84	36.8	380	05/17/07	73.39	34.9
Sinclair Inlet	SI-SP-4/5	Shiner perch (2)	COMP	2838-88-89	7.62	13	05/17/07	75.53	2.74
Sinclair Inlet	SI-SP-6/2	Shiner perch (2)	COMP	2838-90-86	6.67	11	05/17/07	75.32	3.55
Sinclair Inlet	SI-SP-7/3	Shiner perch (2)	COMP	2838-91-87	7.3	11	05/17/07	74.88	4.24
Sinclair Inlet	SI-GC-2/6	Graceful Crab (2)	COMP	2838-93-97	7.62	103	05/17/07	71.25	18.3
Sinclair Inlet	SI-GC-3/4	Graceful Crab (2)	COMP	2838-94-95	6.99	67	05/17/07	66.40	12.4
Sinclair Inlet	SI-GC-7/1	Graceful Crab (2)	COMP	2838-98-92	6.67	60	05/17/07	45.15	14.8
Sinclair Inlet	SI-GC-5/8	Graceful Crab (2)	COMP	2838-96-99	7.62	92	05/17/07	69.11	14.5
Sinclair Inlet	SI-SC-COMP	Sea cucumber (6)	COMP	2838-100		4100	05/17/07	90.48	10.8
Port Gardner	PG-ES-1	English Sole	WBC	2838-101	24.8	158	05/29/07	80.77	15.5
Port Gardner	PG-ES-2	English Sole	WBC	2838-102	21.6	101	05/29/07	79.18	12.4
Port Gardner	PG-ES-3	English Sole	WBC	2838-103	24.8	128	05/29/07	80.05	14.6
Nisqually	NIS-ES-1	English Sole	WBC	2838-104	25.4	166	05/30/07	79.33	23.5
Nisqually	NIS-ES-2	English Sole	WBC	2838-105	26.7	214	05/30/07	78.48	25.1
Nisqually	NIS-ES-3	English Sole	WBC	2838-106	30.5	290	05/30/07	78.39	20.4
Nisqually	NIS-RF-1	Spotted Ratfish	WBC	2838-107	48.3	620	05/30/07	68.79	34.8
Nisqually	NIS-RF-2	Spotted Ratfish	WBC	2838-108	40.6	430	05/30/07	67.47	26.9
Nisqually	NIS-RF-3	Spotted Ratfish	WBC	2838-109	38.1	450	05/30/07	70.65	27.2
Commencement Bay	CB-ES-1	English Sole	WBC	2838-110	22.9	145	05/31/07	78.50	20.7
Commencement Bay	CB-ES-2	English Sole	WBC	2838-111	24.8	157	05/31/07	76.32	6.80
Commencement Bay	CB-ES-3	English Sole	WBC	2838-112	24.8	162	05/31/07	76.84	19.7
Commencement Bay	CB-RF-1	Spotted Ratfish	WBC	2838-113	40.6	320	05/31/07	69.83	18.4
Commencement Bay	CB-RF-2	Spotted Ratfish	WBC	2838-114	38.7	350	05/31/07	71.46	20.7
Commencement Bay	CB-RF-3	Spotted Ratfish	WBC	2838-115	38.7	390	05/31/07	69.42	16.1
Duwamish	DU-ES-1	English Sole	WBC	2838-116	17.8	75	05/18/07	77.05	16.5
Duwamish	DU-ES-2	English Sole	WBC	2838-117	21.6	96	05/18/07	79.68	11.2
Duwamish	DU-ES-3	English Sole	WBC	2838-118	26.0	156	05/18/07	77.00	23.8
Admiralty Inlet	DF-EM-1	Dogfish 1	EM	2838-126		410	09/19/07	47.03	10.9
Admiralty Inlet	DF-EM-2	Dogfish 2	EM	2838-127		440	09/19/07	47.13	7.78
Admiralty Inlet	DF-LV-1	Dogfish 1	LV	2838-132		498	09/19/07	44.79	17.6
Admiralty Inlet	DF-LV-2	Dogfish 2	LV	2838-133		260	09/19/07	47.05	7.81
Admiralty Inlet	DF-DIG-1	Dogfish 1	DIG	2838-138		319	09/19/07	77.33	25.6
Admiralty Inlet	DF-DIG-2	Dogfish 2	DIG	2838-139		194	09/19/07	78.84	6.64
Admiralty Inlet	DF-SWC-1	Dogfish 1	SWC	2838-174			09/19/07	62.81	9.91
Admiralty Inlet	DF-SWC-2	Dogfish 2	SWC	2838-175			09/19/07	71.19	5.51
Admiralty Inlet	DF-WBWC-1	Dogfish 1	WBWC	2838-177	110.5	5400	09/19/07	60.24	11.1
Admiralty Inlet	DF-WBWC-3	Dogfish 3	WBWC	2838-179	93.03	3140	09/19/07	63.30	7.45
Admiralty Inlet	DF-WBWC-2	Dogfish 2	WBWC	2838-178	104.8	4290	09/19/07	64.17	7.88
Admiralty Inlet	DF-EM-4	Dogfish 4	EM	2838-129		188	09/19/07	47.41	10.9
Admiralty Inlet	DF-EM-6	Dogfish 6	EM	2838-131		322	09/19/07	43.67	9.62
Admiralty Inlet	DF-LV-4	Dogfish 4	LV	2838-135		790	09/19/07	22.82	11.0
Admiralty Inlet	DF-LV-6	Dogfish 6	LV	2838-137		434	09/19/07	68.07	14.7
Admiralty Inlet	DF-DIG-4	Dogfish 4	DIG	2838-141		320	09/19/07	84.41	21.3
Admiralty Inlet	DF-DIG-6	Dogfish 6	DIG	2838-143		327	09/19/07	82.94	11.1
Admiralty Inlet	DF-SWC-6	Dogfish 6	SWC	2838-176			09/19/07	64.77	10.6
Admiralty Inlet	DF-WBWC-4	Dogfish 4	WBWC	2838-180	111.1	5420	09/19/07	59.64	12.1
Admiralty Inlet	DF-WBWC-5	Dogfish 5	WBWC	2838-181	93.98	3020	09/19/07	58.97	12.6
Admiralty Inlet	DF-WBWC-6	Dogfish 6	WBWC	2838-182	98.11	4090	09/19/07	62.97	11.3
Admiralty Inlet	DF-SWC-4	Dogfish 4	SWC	2838-183			09/19/07	70.16	11.7

Client Code	Client Code			Units = µg/g dry weight					
Station	PSAMP Code	Organism	Sample Type	MSL Code	Length (cm)	Weight (g)	Collection Date	Percent Moisture	Cd
									<i>Instrument: ICP-MS</i>
Laboratory Achieved Method Detection Limits									0.002
Reporting Limit (MDL* 3.18)									0.01
Vendovi	V-ES-5	English Sole	WBC	2838-5	27.9	224	05/01/07	81.41	0.0884
Vendovi	V-ES-6	English Sole	WBC	2838-6	27.9	250	05/01/07	82.21	0.0657
Vendovi	V-ES-8	English Sole	WBC	2838-8	27.3	197	05/01/07	77.36	0.0701
Vendovi	V-RS-1	Rock sole	WBC	2838-10	20.3	119	05/01/07	78.21	0.0325
Vendovi	V-RS-2	Rock sole	WBC	2838-11	21.0	142	05/01/07	78.77	0.0633
Vendovi	V-RS-3	Rock sole	WBC	2838-12	31.1	510	05/01/07	79.70	0.138
Vendovi	V-SSc-1	Staghorn sculpin	WBC	2838-13	17.8	94	05/01/07	80.46	0.167
Vendovi	V-SSc-2	Staghorn sculpin	WBC	2838-14	24.8	298	05/01/07	79.46	0.195
Vendovi	V-SSc-3	Staghorn sculpin	WBC	2838-15	25.4	294	05/01/07	80.10	0.0956
Vendovi	V-SP-1	Shiner perch	WBC	2838-16	7.62	16	05/01/07	76.72	0.129
Vendovi	V-SP-2	Shiner perch	WBC	2838-17	8.89	15	05/01/07	77.81	0.145
Vendovi	V-SP-3	Shiner perch	WBC	2838-18	8.89	16	05/01/07	75.87	0.203
Vendovi	V-SC-COMP	Sea cucumber (3)	COMP	2838-19		5501	05/01/07	86.80	0.450
Strait of Georgia	SG-ES-3	English Sole	WBC	2838-22	26.7	184	05/02/07	79.46	0.0336
Strait of Georgia	SG-ES-4	English Sole	WBC	2838-23	26.0	189	05/02/07	79.05	0.0608
Strait of Georgia	SG-ES-5	English Sole	WBC	2838-24	26.7	192	05/02/07	78.61	0.0758
Strait of Georgia	SG-RF-1	Spotted Ratfish	WBC	2838-29	27.9	115	05/02/07	80.14	0.0275
Strait of Georgia	SG-RF-2	Spotted Ratfish	WBC	2838-30	35.6	320	05/02/07	72.01	0.0351
Strait of Georgia	SG-RF-3	Spotted Ratfish	WBC	2838-31	48.3	770	05/02/07	66.36	0.0679
Strait of Georgia	SG-SC-COMP	Sea cucumber (6)	COMP	2838-32		290	05/02/07	92.30	1.56
Hood Canal	HC-ES-1	English Sole	WBC	2838-33	22.9	131	05/03/07	82.09	0.0529
Hood Canal	HC-ES-2	English Sole	WBC	2838-34	22.9	133	05/03/07	79.72	0.0516
Hood Canal	HC-ES-3	English Sole	WBC	2838-35	26.7	220	05/03/07	78.81	0.0448
Hood Canal	HC-RS-1	Rock sole	WBC	2838-36	31.8	460	05/03/07	77.93	0.110
Hood Canal	HC-RF-1	Spotted Ratfish	WBC	2838-37	39.4	480	05/03/07	74.37	0.304
Hood Canal	HC-RF-2	Spotted Ratfish	WBC	2838-38	38.1	340	05/03/07	72.96	0.194
Hood Canal	HC-RF-3	Spotted Ratfish	WBC	2838-39	42.5	450	05/03/07	72.39	0.201
Hood Canal	HC-SP1	Shiner perch	WBC	2838-40	9.53	16	05/03/07	72.16	0.171
Hood Canal	HC-SP2	Shiner perch	WBC	2838-41	10.2	20	05/03/07	65.95	0.113
Hood Canal	HC-GC-1	Graceful Crab	WBC	2838-43	10.2	237	05/03/07	80.86	2.42
Elliott Bay	EB-ES-1/2	English Sole (2)	COMP	2838-45-46	15.8	44	05/16/07	78.56	0.110
Elliott Bay	EB-ES-3	English Sole	WBC	2838-47	26.0	157	05/16/07	80.28	0.101
Elliott Bay	EB-RF-1	Spotted Ratfish	WBC	2838-48	40.6	350	05/16/07	73.57	0.258
Elliott Bay	EB-RF-2	Spotted Ratfish	WBC	2838-49	41.9	370	05/16/07	72.77	0.161
Elliott Bay	EB-RF-3	Spotted Ratfish	WBC	2838-50	53.3	810	05/16/07	72.89	0.0780
Eagle Harbor	EH-ES-2	English Sole	WBC	2838-52	35.6	420	05/19/07	82.65	0.208
Eagle Harbor	EH-ES-3	English Sole	WBC	2838-53	22.2	89	05/19/07	76.62	0.399
Eagle Harbor	EH-ES-4	English Sole	WBC	2838-54	27.3	199	05/19/07	78.31	0.0323
Eagle Harbor	EH-RF-1	Spotted Ratfish	WBC	2838-55	33.0	230	05/19/07	73.50	0.0862
Eagle Harbor	EH-RF-2	Spotted Ratfish	WBC	2838-56	38.1	380	05/19/07	76.61	0.234
Eagle Harbor	EH-RF-3	Spotted Ratfish	WBC	2838-57	50.8	760	05/19/07	68.32	0.0930
Sinclair Inlet	SI-ES-1	English Sole	WBC	2838-58	29.2	330	05/17/07	77.81	0.0467
Sinclair Inlet	SI-ES-2	English Sole	WBC	2838-59	29.2	330	05/17/07	80.65	0.0843
Sinclair Inlet	SI-ES-4	English Sole	WBC	2838-61	25.4	192	05/17/07	59.34	0.0767
Sinclair Inlet	SI-ES-6	English Sole	WBC	2838-63	25.4	178	05/17/07	79.69	0.0259
Sinclair Inlet	SI-ES-7	English Sole	WBC	2838-64	25.4	179	05/17/07	79.49	0.0841
Sinclair Inlet	SI-ES-8	English Sole	WBC	2838-65	29.2	261	05/17/07	79.29	0.0541
Sinclair Inlet	SI-RS-1/2	Rock sole (2)	COMP	2838-67-68	10.2	23	05/17/07	75.72	0.0329
Sinclair Inlet	SI-RS-3	Rock sole	WBC	2838-69	27.3	320	05/17/07	78.88	0.0588
Sinclair Inlet	SI-RS-4	Rock sole	WBC	2838-70	26.7	220	05/17/07	78.83	0.0343
Sinclair Inlet	SI-SS-1	Sand sole	WBC	2838-71	25.4	270	05/17/07	78.34	0.134
Sinclair Inlet	SI-SS-2	Sand sole	WBC	2838-72	27.3	290	05/17/07	77.87	0.0215
Sinclair Inlet	SI-SS-3	Sand sole	WBC	2838-73	29.8	320	05/17/07	78.95	0.0355

Client Code	Client Code			Units = µg/g dry weight					
Station	PSAMP Code	Organism	Sample Type	MSL Code	Length (cm)	Weight (g)	Collection Date	Percent Moisture	Cd
Laboratory Achieved Method Detection Limits									0.002
Reporting Limit (MDL* 3.18)									0.01
Sinclair Inlet	SI-SSc-1/2	Staghorn sculpin (2)	COMP	2838-77-78	14.9	48	05/17/07	79.34	0.0682
Sinclair Inlet	SI-SSc-3/5	Staghorn sculpin (2)	COMP	2838-79-81	14.3	53	05/17/07	79.97	0.0497
Sinclair Inlet	SI-SSc-4/6	Staghorn sculpin (2)	COMP	2838-80-82	16.2	75	05/17/07	80.49	0.0637
Sinclair Inlet	SI-RF-1	Spotted Ratfish	WBC	2838-83	41.3	550	05/17/07	67.33	0.115
Sinclair Inlet	SI-RF-2	Spotted Ratfish	WBC	2838-84	36.8	380	05/17/07	73.39	0.122
Sinclair Inlet	SI-SP-4/5	Shiner perch (2)	COMP	2838-88-89	7.62	13	05/17/07	75.53	0.200
Sinclair Inlet	SI-SP-6/2	Shiner perch (2)	COMP	2838-90-86	6.67	11	05/17/07	75.32	0.145
Sinclair Inlet	SI-SP-7/3	Shiner perch (2)	COMP	2838-91-87	7.3	11	05/17/07	74.88	0.132
Sinclair Inlet	SI-GC-2/6	Graceful Crab (2)	COMP	2838-93-97	7.62	103	05/17/07	71.25	0.557
Sinclair Inlet	SI-GC-3/4	Graceful Crab (2)	COMP	2838-94-95	6.99	67	05/17/07	66.40	0.386
Sinclair Inlet	SI-GC-7/1	Graceful Crab (2)	COMP	2838-98-92	6.67	60	05/17/07	45.15	0.323
Sinclair Inlet	SI-GC-5/8	Graceful Crab (2)	COMP	2838-96-99	7.62	92	05/17/07	69.11	0.367
Sinclair Inlet	SI-SC-COMP	Sea cucumber (6)	COMP	2838-100		4100	05/17/07	90.48	1.05
Port Gardner	PG-ES-1	English Sole	WBC	2838-101	24.8	158	05/29/07	80.77	0.0659
Port Gardner	PG-ES-2	English Sole	WBC	2838-102	21.6	101	05/29/07	79.18	0.0552
Port Gardner	PG-ES-3	English Sole	WBC	2838-103	24.8	128	05/29/07	80.05	0.0552
Nisqually	NIS-ES-1	English Sole	WBC	2838-104	25.4	166	05/30/07	79.33	0.142
Nisqually	NIS-ES-2	English Sole	WBC	2838-105	26.7	214	05/30/07	78.48	0.155
Nisqually	NIS-ES-3	English Sole	WBC	2838-106	30.5	290	05/30/07	78.39	0.158
Nisqually	NIS-RF-1	Spotted Ratfish	WBC	2838-107	48.3	620	05/30/07	68.79	0.243
Nisqually	NIS-RF-2	Spotted Ratfish	WBC	2838-108	40.6	430	05/30/07	67.47	0.0766
Nisqually	NIS-RF-3	Spotted Ratfish	WBC	2838-109	38.1	450	05/30/07	70.65	0.531
Commencement Bay	CB-ES-1	English Sole	WBC	2838-110	22.9	145	05/31/07	78.50	0.0669
Commencement Bay	CB-ES-2	English Sole	WBC	2838-111	24.8	157	05/31/07	76.32	0.177
Commencement Bay	CB-ES-3	English Sole	WBC	2838-112	24.8	162	05/31/07	76.84	0.0939
Commencement Bay	CB-RF-1	Spotted Ratfish	WBC	2838-113	40.6	320	05/31/07	69.83	0.0557
Commencement Bay	CB-RF-2	Spotted Ratfish	WBC	2838-114	38.7	350	05/31/07	71.46	0.102
Commencement Bay	CB-RF-3	Spotted Ratfish	WBC	2838-115	38.7	390	05/31/07	69.42	0.0744
Duwamish	DU-ES-1	English Sole	WBC	2838-116	17.8	75	05/18/07	77.05	0.0735
Duwamish	DU-ES-2	English Sole	WBC	2838-117	21.6	96	05/18/07	79.68	0.0904
Duwamish	DU-ES-3	English Sole	WBC	2838-118	26.0	156	05/18/07	77.00	0.0898
Admiralty Inlet	DF-EM-1	Dogfish 1	EM	2838-126		410	09/19/07	47.03	0.0382
Admiralty Inlet	DF-EM-2	Dogfish 2	EM	2838-127		440	09/19/07	47.13	0.0234
Admiralty Inlet	DF-LV-1	Dogfish 1	LV	2838-132		498	09/19/07	44.79	6.26
Admiralty Inlet	DF-LV-2	Dogfish 2	LV	2838-133		260	09/19/07	47.05	4.15
Admiralty Inlet	DF-DIG-1	Dogfish 1	DIG	2838-138		319	09/19/07	77.33	18.8
Admiralty Inlet	DF-DIG-2	Dogfish 2	DIG	2838-139		194	09/19/07	78.84	2.17
Admiralty Inlet	DF-SWC-1	Dogfish 1	SWC	2838-174			09/19/07	62.81	0.0213
Admiralty Inlet	DF-SWC-2	Dogfish 2	SWC	2838-175			09/19/07	71.19	0.0333
Admiralty Inlet	DF-WBWC-1	Dogfish 1	WBWC	2838-177	110.5	5400	09/19/07	60.24	0.730
Admiralty Inlet	DF-WBWC-3	Dogfish 3	WBWC	2838-179	93.03	3140	09/19/07	63.30	0.416
Admiralty Inlet	DF-WBWC-2	Dogfish 2	WBWC	2838-178	104.8	4290	09/19/07	64.17	0.397
Admiralty Inlet	DF-EM-4	Dogfish 4	EM	2838-129		188	09/19/07	47.41	0.0699
Admiralty Inlet	DF-EM-6	Dogfish 6	EM	2838-131		322	09/19/07	43.67	0.0208
Admiralty Inlet	DF-LV-4	Dogfish 4	LV	2838-135		790	09/19/07	22.82	3.68
Admiralty Inlet	DF-LV-6	Dogfish 6	LV	2838-137		434	09/19/07	68.07	7.51
Admiralty Inlet	DF-DIG-4	Dogfish 4	DIG	2838-141		320	09/19/07	84.41	21.6
Admiralty Inlet	DF-DIG-6	Dogfish 6	DIG	2838-143		327	09/19/07	82.94	11.9
Admiralty Inlet	DF-SWC-6	Dogfish 6	SWC	2838-176			09/19/07	64.77	0.0482
Admiralty Inlet	DF-WBWC-4	Dogfish 4	WBWC	2838-180	111.1	5420	09/19/07	59.64	2.23
Admiralty Inlet	DF-WBWC-5	Dogfish 5	WBWC	2838-181	93.98	3020	09/19/07	58.97	0.177
Admiralty Inlet	DF-WBWC-6	Dogfish 6	WBWC	2838-182	98.11	4090	09/19/07	62.97	2.63
Admiralty Inlet	DF-SWC-4	Dogfish 4	SWC	2838-183			09/19/07	70.16	0.0550

Client Code	Client Code			Units = µg/g dry weight						
Station	PSAMP Code	Organism	Sample Type	MSL Code	Length (cm)	Weight (g)	Collection Date	Percent Moisture	Cr	
Laboratory Achieved Method Detection Limits									0.04	
Reporting Limit (MDL* 3.18)									0.1	
Vendovi	V-ES-5	English Sole	WBC	2838-5	27.9	224	05/01/07	81.41	1.18	
Vendovi	V-ES-6	English Sole	WBC	2838-6	27.9	250	05/01/07	82.21	0.880	
Vendovi	V-ES-8	English Sole	WBC	2838-8	27.3	197	05/01/07	77.36	0.874	
Vendovi	V-RS-1	Rock sole	WBC	2838-10	20.3	119	05/01/07	78.21	1.09	
Vendovi	V-RS-2	Rock sole	WBC	2838-11	21.0	142	05/01/07	78.77	0.931	
Vendovi	V-RS-3	Rock sole	WBC	2838-12	31.1	510	05/01/07	79.70	0.788	
Vendovi	V-SSc-1	Staghorn sculpin	WBC	2838-13	17.8	94	05/01/07	80.46	1.33	
Vendovi	V-SSc-2	Staghorn sculpin	WBC	2838-14	24.8	298	05/01/07	79.46	0.498	
Vendovi	V-SSc-3	Staghorn sculpin	WBC	2838-15	25.4	294	05/01/07	80.10	0.680	
Vendovi	V-SP-1	Shiner perch	WBC	2838-16	7.62	16	05/01/07	76.72	0.520	
Vendovi	V-SP-2	Shiner perch	WBC	2838-17	8.89	15	05/01/07	77.81	0.821	
Vendovi	V-SP-3	Shiner perch	WBC	2838-18	8.89	16	05/01/07	75.87	0.583	
Vendovi	V-SC-COMP	Sea cucumber (3)	COMP	2838-19		5501	05/01/07	86.80	30.1	
Strait of Georgia	SG-ES-3	English Sole	WBC	2838-22	26.7	184	05/02/07	79.46	0.803	
Strait of Georgia	SG-ES-4	English Sole	WBC	2838-23	26.0	189	05/02/07	79.05	0.754	
Strait of Georgia	SG-ES-5	English Sole	WBC	2838-24	26.7	192	05/02/07	78.61	1.27	
Strait of Georgia	SG-RF-1	Spotted Ratfish	WBC	2838-29	27.9	115	05/02/07	80.14	0.229	
Strait of Georgia	SG-RF-2	Spotted Ratfish	WBC	2838-30	35.6	320	05/02/07	72.01	0.407	
Strait of Georgia	SG-RF-3	Spotted Ratfish	WBC	2838-31	48.3	770	05/02/07	66.36	0.0914 J	
Strait of Georgia	SG-SC-COMP	Sea cucumber (6)	COMP	2838-32		290	05/02/07	92.30	8.15	
Hood Canal	HC-ES-1	English Sole	WBC	2838-33	22.9	131	05/03/07	82.09	1.92	
Hood Canal	HC-ES-2	English Sole	WBC	2838-34	22.9	133	05/03/07	79.72	0.402	
Hood Canal	HC-ES-3	English Sole	WBC	2838-35	26.7	220	05/03/07	78.81	0.852	
Hood Canal	HC-RS-1	Rock sole	WBC	2838-36	31.8	460	05/03/07	77.93	0.684	
Hood Canal	HC-RF-1	Spotted Ratfish	WBC	2838-37	39.4	480	05/03/07	74.37	0.317	
Hood Canal	HC-RF-2	Spotted Ratfish	WBC	2838-38	38.1	340	05/03/07	72.96	0.240	
Hood Canal	HC-RF-3	Spotted Ratfish	WBC	2838-39	42.5	450	05/03/07	72.39	0.135	
Hood Canal	HC-SP1	Shiner perch	WBC	2838-40	9.53	16	05/03/07	72.16	1.06	
Hood Canal	HC-SP2	Shiner perch	WBC	2838-41	10.2	20	05/03/07	65.95	0.650	
Hood Canal	HC-GC-1	Graceful Crab	WBC	2838-43	10.2	237	05/03/07	80.86	1.42	
Elliott Bay	EB-ES-1/2	English Sole (2)	COMP	2838-45-46	15.8	44	05/16/07	78.56	1.34	
Elliott Bay	EB-ES-3	English Sole	WBC	2838-47	26.0	157	05/16/07	80.28	0.930	
Elliott Bay	EB-RF-1	Spotted Ratfish	WBC	2838-48	40.6	350	05/16/07	73.57	0.292	
Elliott Bay	EB-RF-2	Spotted Ratfish	WBC	2838-49	41.9	370	05/16/07	72.77	0.167	
Elliott Bay	EB-RF-3	Spotted Ratfish	WBC	2838-50	53.3	810	05/16/07	72.89	0.179	
Eagle Harbor	EH-ES-2	English Sole	WBC	2838-52	35.6	420	05/19/07	82.65	2.02	
Eagle Harbor	EH-ES-3	English Sole	WBC	2838-53	22.2	89	05/19/07	76.62	1.93	
Eagle Harbor	EH-ES-4	English Sole	WBC	2838-54	27.3	199	05/19/07	78.31	1.37	
Eagle Harbor	EH-RF-1	Spotted Ratfish	WBC	2838-55	33.0	230	05/19/07	73.50	2.13	
Eagle Harbor	EH-RF-2	Spotted Ratfish	WBC	2838-56	38.1	380	05/19/07	76.61	0.182	
Eagle Harbor	EH-RF-3	Spotted Ratfish	WBC	2838-57	50.8	760	05/19/07	68.32	0.444	
Sinclair Inlet	SI-ES-1	English Sole	WBC	2838-58	29.2	330	05/17/07	77.81	1.07	
Sinclair Inlet	SI-ES-2	English Sole	WBC	2838-59	29.2	330	05/17/07	80.65	1.21	
Sinclair Inlet	SI-ES-4	English Sole	WBC	2838-61	25.4	192	05/17/07	59.34	1.48	
Sinclair Inlet	SI-ES-6	English Sole	WBC	2838-63	25.4	178	05/17/07	79.69	0.854	
Sinclair Inlet	SI-ES-7	English Sole	WBC	2838-64	25.4	179	05/17/07	79.49	0.779	
Sinclair Inlet	SI-ES-8	English Sole	WBC	2838-65	29.2	261	05/17/07	79.29	1.61	
Sinclair Inlet	SI-RS-1/2	Rock sole (2)	COMP	2838-67-68	10.2	23	05/17/07	75.72	0.896	
Sinclair Inlet	SI-RS-3	Rock sole	WBC	2838-69	27.3	320	05/17/07	78.88	0.664	
Sinclair Inlet	SI-RS-4	Rock sole	WBC	2838-70	26.7	220	05/17/07	78.83	1.11	
Sinclair Inlet	SI-SS-1	Sand sole	WBC	2838-71	25.4	270	05/17/07	78.34	0.733	
Sinclair Inlet	SI-SS-2	Sand sole	WBC	2838-72	27.3	290	05/17/07	77.87	0.839	
Sinclair Inlet	SI-SS-3	Sand sole	WBC	2838-73	29.8	320	05/17/07	78.95	0.810	

Client Code	Client Code			Units = µg/g dry weight						
Station	PSAMP Code	Organism	Sample Type	MSL Code	Length (cm)	Weight (g)	Collection Date	Percent Moisture	Cr	
									<i>Instrument: ICP-OES</i>	
Laboratory Achieved Method Detection Limits									0.04	
Reporting Limit (MDL* 3.18)									0.1	
Sinclair Inlet	SI-SSc-1/2	Staghorn sculpin (2)	COMP	2838-77-78	14.9	48	05/17/07	79.34	1.45	
Sinclair Inlet	SI-SSc-3/5	Staghorn sculpin (2)	COMP	2838-79-81	14.3	53	05/17/07	79.97	1.00	
Sinclair Inlet	SI-SSc-4/6	Staghorn sculpin (2)	COMP	2838-80-82	16.2	75	05/17/07	80.49	1.04	
Sinclair Inlet	SI-RF-1	Spotted Ratfish	WBC	2838-83	41.3	550	05/17/07	67.33	0.317	
Sinclair Inlet	SI-RF-2	Spotted Ratfish	WBC	2838-84	36.8	380	05/17/07	73.39	0.162	
Sinclair Inlet	SI-SP-4/5	Shiner perch (2)	COMP	2838-88-89	7.62	13	05/17/07	75.53	1.05	
Sinclair Inlet	SI-SP-6/2	Shiner perch (2)	COMP	2838-90-86	6.67	11	05/17/07	75.32	0.602	
Sinclair Inlet	SI-SP-7/3	Shiner perch (2)	COMP	2838-91-87	7.3	11	05/17/07	74.88	1.09	
Sinclair Inlet	SI-GC-2/6	Graceful Crab (2)	COMP	2838-93-97	7.62	103	05/17/07	71.25	2.44	
Sinclair Inlet	SI-GC-3/4	Graceful Crab (2)	COMP	2838-94-95	6.99	67	05/17/07	66.40	1.00	
Sinclair Inlet	SI-GC-7/1	Graceful Crab (2)	COMP	2838-98-92	6.67	60	05/17/07	45.15	1.06	
Sinclair Inlet	SI-GC-5/8	Graceful Crab (2)	COMP	2838-96-99	7.62	92	05/17/07	69.11	2.57	
Sinclair Inlet	SI-SC-COMP	Sea cucumber (6)	COMP	2838-100		4100	05/17/07	90.48	10.2	
Port Gardner	PG-ES-1	English Sole	WBC	2838-101	24.8	158	05/29/07	80.77	2.13	
Port Gardner	PG-ES-2	English Sole	WBC	2838-102	21.6	101	05/29/07	79.18	2.78	
Port Gardner	PG-ES-3	English Sole	WBC	2838-103	24.8	128	05/29/07	80.05	1.84	
Nisqually	NIS-ES-1	English Sole	WBC	2838-104	25.4	166	05/30/07	79.33	1.64	
Nisqually	NIS-ES-2	English Sole	WBC	2838-105	26.7	214	05/30/07	78.48	2.01	
Nisqually	NIS-ES-3	English Sole	WBC	2838-106	30.5	290	05/30/07	78.39	0.652	
Nisqually	NIS-RF-1	Spotted Ratfish	WBC	2838-107	48.3	620	05/30/07	68.79	0.0771 J	
Nisqually	NIS-RF-2	Spotted Ratfish	WBC	2838-108	40.6	430	05/30/07	67.47	0.201	
Nisqually	NIS-RF-3	Spotted Ratfish	WBC	2838-109	38.1	450	05/30/07	70.65	0.111	
Commencement Bay	CB-ES-1	English Sole	WBC	2838-110	22.9	145	05/31/07	78.50	0.786	
Commencement Bay	CB-ES-2	English Sole	WBC	2838-111	24.8	157	05/31/07	76.32	1.31	
Commencement Bay	CB-ES-3	English Sole	WBC	2838-112	24.8	162	05/31/07	76.84	1.47	
Commencement Bay	CB-RF-1	Spotted Ratfish	WBC	2838-113	40.6	320	05/31/07	69.83	0.312	
Commencement Bay	CB-RF-2	Spotted Ratfish	WBC	2838-114	38.7	350	05/31/07	71.46	0.347	
Commencement Bay	CB-RF-3	Spotted Ratfish	WBC	2838-115	38.7	390	05/31/07	69.42	0.261	
Duwamish	DU-ES-1	English Sole	WBC	2838-116	17.8	75	05/18/07	77.05	1.23	
Duwamish	DU-ES-2	English Sole	WBC	2838-117	21.6	96	05/18/07	79.68	2.24	
Duwamish	DU-ES-3	English Sole	WBC	2838-118	26.0	156	05/18/07	77.00	1.03	
Admiralty Inlet	DF-EM-1	Dogfish 1	EM	2838-126		410	09/19/07	47.03	0.198	
Admiralty Inlet	DF-EM-2	Dogfish 2	EM	2838-127		440	09/19/07	47.13	0.213	
Admiralty Inlet	DF-LV-1	Dogfish 1	LV	2838-132		498	09/19/07	44.79	0.0631 J	
Admiralty Inlet	DF-LV-2	Dogfish 2	LV	2838-133		260	09/19/07	47.05	0.143	
Admiralty Inlet	DF-DIG-1	Dogfish 1	DIG	2838-138		319	09/19/07	77.33	0.616	
Admiralty Inlet	DF-DIG-2	Dogfish 2	DIG	2838-139		194	09/19/07	78.84	0.227	
Admiralty Inlet	DF-SWC-1	Dogfish 1	SWC	2838-174			09/19/07	62.81	0.168	
Admiralty Inlet	DF-SWC-2	Dogfish 2	SWC	2838-175			09/19/07	71.19	0.133	
Admiralty Inlet	DF-WBWC-1	Dogfish 1	WBWC	2838-177	110.5	5400	09/19/07	60.24	0.170	
Admiralty Inlet	DF-WBWC-3	Dogfish 3	WBWC	2838-179	93.03	3140	09/19/07	63.30	0.136	
Admiralty Inlet	DF-WBWC-2	Dogfish 2	WBWC	2838-178	104.8	4290	09/19/07	64.17	0.183	
Admiralty Inlet	DF-EM-4	Dogfish 4	EM	2838-129		188	09/19/07	47.41	0.174	
Admiralty Inlet	DF-EM-6	Dogfish 6	EM	2838-131		322	09/19/07	43.67	0.209	
Admiralty Inlet	DF-LV-4	Dogfish 4	LV	2838-135		790	09/19/07	22.82	0.0531 J	
Admiralty Inlet	DF-LV-6	Dogfish 6	LV	2838-137		434	09/19/07	68.07	0.0710 J	
Admiralty Inlet	DF-DIG-4	Dogfish 4	DIG	2838-141		320	09/19/07	84.41	0.320	
Admiralty Inlet	DF-DIG-6	Dogfish 6	DIG	2838-143		327	09/19/07	82.94	3.90	
Admiralty Inlet	DF-SWC-6	Dogfish 6	SWC	2838-176			09/19/07	64.77	0.162	
Admiralty Inlet	DF-WBWC-4	Dogfish 4	WBWC	2838-180	111.1	5420	09/19/07	59.64	0.253	
Admiralty Inlet	DF-WBWC-5	Dogfish 5	WBWC	2838-181	93.98	3020	09/19/07	58.97	0.129	
Admiralty Inlet	DF-WBWC-6	Dogfish 6	WBWC	2838-182	98.11	4090	09/19/07	62.97	0.578	
Admiralty Inlet	DF-SWC-4	Dogfish 4	SWC	2838-183			09/19/07	70.16	0.160	

Client Code	Client Code			Units = µg/g dry weight					
Station	PSAMP Code	Organism	Sample Type	MSL Code	Length (cm)	Weight (g)	Collection Date	Percent Moisture	Cu
Laboratory Achieved Method Detection Limits									0.09
Reporting Limit (MDL* 3.18)									0.3
Vendovi	V-ES-5	English Sole	WBC	2838-5	27.9	224	05/01/07	81.41	3.43
Vendovi	V-ES-6	English Sole	WBC	2838-6	27.9	250	05/01/07	82.21	2.23
Vendovi	V-ES-8	English Sole	WBC	2838-8	27.3	197	05/01/07	77.36	2.78
Vendovi	V-RS-1	Rock sole	WBC	2838-10	20.3	119	05/01/07	78.21	2.41
Vendovi	V-RS-2	Rock sole	WBC	2838-11	21.0	142	05/01/07	78.77	2.19
Vendovi	V-RS-3	Rock sole	WBC	2838-12	31.1	510	05/01/07	79.70	1.88
Vendovi	V-SSc-1	Staghorn sculpin	WBC	2838-13	17.8	94	05/01/07	80.46	10.2
Vendovi	V-SSc-2	Staghorn sculpin	WBC	2838-14	24.8	298	05/01/07	79.46	3.78
Vendovi	V-SSc-3	Staghorn sculpin	WBC	2838-15	25.4	294	05/01/07	80.10	3.75
Vendovi	V-SP-1	Shiner perch	WBC	2838-16	7.62	16	05/01/07	76.72	2.67
Vendovi	V-SP-2	Shiner perch	WBC	2838-17	8.89	15	05/01/07	77.81	3.65
Vendovi	V-SP-3	Shiner perch	WBC	2838-18	8.89	16	05/01/07	75.87	2.61
Vendovi	V-SC-COMP	Sea cucumber (3)	COMP	2838-19		5501	05/01/07	86.80	47.3
Strait of Georgia	SG-ES-3	English Sole	WBC	2838-22	26.7	184	05/02/07	79.46	2.45
Strait of Georgia	SG-ES-4	English Sole	WBC	2838-23	26.0	189	05/02/07	79.05	2.93
Strait of Georgia	SG-ES-5	English Sole	WBC	2838-24	26.7	192	05/02/07	78.61	3.79
Strait of Georgia	SG-RF-1	Spotted Ratfish	WBC	2838-29	27.9	115	05/02/07	80.14	2.54
Strait of Georgia	SG-RF-2	Spotted Ratfish	WBC	2838-30	35.6	320	05/02/07	72.01	2.43
Strait of Georgia	SG-RF-3	Spotted Ratfish	WBC	2838-31	48.3	770	05/02/07	66.36	2.38
Strait of Georgia	SG-SC-COMP	Sea cucumber (6)	COMP	2838-32		290	05/02/07	92.30	13.0
Hood Canal	HC-ES-1	English Sole	WBC	2838-33	22.9	131	05/03/07	82.09	2.83
Hood Canal	HC-ES-2	English Sole	WBC	2838-34	22.9	133	05/03/07	79.72	2.04
Hood Canal	HC-ES-3	English Sole	WBC	2838-35	26.7	220	05/03/07	78.81	2.87
Hood Canal	HC-RS-1	Rock sole	WBC	2838-36	31.8	460	05/03/07	77.93	2.09
Hood Canal	HC-RF-1	Spotted Ratfish	WBC	2838-37	39.4	480	05/03/07	74.37	3.61
Hood Canal	HC-RF-2	Spotted Ratfish	WBC	2838-38	38.1	340	05/03/07	72.96	2.65
Hood Canal	HC-RF-3	Spotted Ratfish	WBC	2838-39	42.5	450	05/03/07	72.39	4.60
Hood Canal	HC-SP1	Shiner perch	WBC	2838-40	9.53	16	05/03/07	72.16	2.64
Hood Canal	HC-SP2	Shiner perch	WBC	2838-41	10.2	20	05/03/07	65.95	2.69
Hood Canal	HC-GC-1	Graceful Crab	WBC	2838-43	10.2	237	05/03/07	80.86	46.9
Elliott Bay	EB-ES-1/2	English Sole (2)	COMP	2838-45-46	15.8	44	05/16/07	78.56	4.04
Elliott Bay	EB-ES-3	English Sole	WBC	2838-47	26.0	157	05/16/07	80.28	3.60
Elliott Bay	EB-RF-1	Spotted Ratfish	WBC	2838-48	40.6	350	05/16/07	73.57	4.30
Elliott Bay	EB-RF-2	Spotted Ratfish	WBC	2838-49	41.9	370	05/16/07	72.77	3.19
Elliott Bay	EB-RF-3	Spotted Ratfish	WBC	2838-50	53.3	810	05/16/07	72.89	4.66
Eagle Harbor	EH-ES-2	English Sole	WBC	2838-52	35.6	420	05/19/07	82.65	4.88
Eagle Harbor	EH-ES-3	English Sole	WBC	2838-53	22.2	89	05/19/07	76.62	4.79
Eagle Harbor	EH-ES-4	English Sole	WBC	2838-54	27.3	199	05/19/07	78.31	3.68
Eagle Harbor	EH-RF-1	Spotted Ratfish	WBC	2838-55	33.0	230	05/19/07	73.50	4.43
Eagle Harbor	EH-RF-2	Spotted Ratfish	WBC	2838-56	38.1	380	05/19/07	76.61	4.39
Eagle Harbor	EH-RF-3	Spotted Ratfish	WBC	2838-57	50.8	760	05/19/07	68.32	3.93
Sinclair Inlet	SI-ES-1	English Sole	WBC	2838-58	29.2	330	05/17/07	77.81	4.01
Sinclair Inlet	SI-ES-2	English Sole	WBC	2838-59	29.2	330	05/17/07	80.65	4.37
Sinclair Inlet	SI-ES-4	English Sole	WBC	2838-61	25.4	192	05/17/07	59.34	4.57
Sinclair Inlet	SI-ES-6	English Sole	WBC	2838-63	25.4	178	05/17/07	79.69	2.75
Sinclair Inlet	SI-ES-7	English Sole	WBC	2838-64	25.4	179	05/17/07	79.49	2.64
Sinclair Inlet	SI-ES-8	English Sole	WBC	2838-65	29.2	261	05/17/07	79.29	4.22
Sinclair Inlet	SI-RS-1/2	Rock sole (2)	COMP	2838-67-68	10.2	23	05/17/07	75.72	4.34
Sinclair Inlet	SI-RS-3	Rock sole	WBC	2838-69	27.3	320	05/17/07	78.88	4.53
Sinclair Inlet	SI-RS-4	Rock sole	WBC	2838-70	26.7	220	05/17/07	78.83	1.78
Sinclair Inlet	SI-SS-1	Sand sole	WBC	2838-71	25.4	270	05/17/07	78.34	4.51
Sinclair Inlet	SI-SS-2	Sand sole	WBC	2838-72	27.3	290	05/17/07	77.87	2.17
Sinclair Inlet	SI-SS-3	Sand sole	WBC	2838-73	29.8	320	05/17/07	78.95	4.09

Client Code	Client Code			Units = µg/g dry weight					
Station	PSAMP Code	Organism	Sample Type	MSL Code	Length (cm)	Weight (g)	Collection Date	Percent Moisture	Cu
Laboratory Achieved Method Detection Limits									0.09
Reporting Limit (MDL* 3.18)									0.3
Sinclair Inlet	SI-SSc-1/2	Staghorn sculpin (2)	COMP	2838-77-78	14.9	48	05/17/07	79.34	9.87
Sinclair Inlet	SI-SSc-3/5	Staghorn sculpin (2)	COMP	2838-79-81	14.3	53	05/17/07	79.97	6.35
Sinclair Inlet	SI-SSc-4/6	Staghorn sculpin (2)	COMP	2838-80-82	16.2	75	05/17/07	80.49	8.40
Sinclair Inlet	SI-RF-1	Spotted Ratfish	WBC	2838-83	41.3	550	05/17/07	67.33	4.64
Sinclair Inlet	SI-RF-2	Spotted Ratfish	WBC	2838-84	36.8	380	05/17/07	73.39	3.43
Sinclair Inlet	SI-SP-4/5	Shiner perch (2)	COMP	2838-88-89	7.62	13	05/17/07	75.53	3.84
Sinclair Inlet	SI-SP-6/2	Shiner perch (2)	COMP	2838-90-86	6.67	11	05/17/07	75.32	3.35
Sinclair Inlet	SI-SP-7/3	Shiner perch (2)	COMP	2838-91-87	7.3	11	05/17/07	74.88	5.57
Sinclair Inlet	SI-GC-2/6	Graceful Crab (2)	COMP	2838-93-97	7.62	103	05/17/07	71.25	66.1
Sinclair Inlet	SI-GC-3/4	Graceful Crab (2)	COMP	2838-94-95	6.99	67	05/17/07	66.40	50.0
Sinclair Inlet	SI-GC-7/1	Graceful Crab (2)	COMP	2838-98-92	6.67	60	05/17/07	45.15	54.6
Sinclair Inlet	SI-GC-5/8	Graceful Crab (2)	COMP	2838-96-99	7.62	92	05/17/07	69.11	57.6
Sinclair Inlet	SI-SC-COMP	Sea cucumber (6)	COMP	2838-100		4100	05/17/07	90.48	16.2
Port Gardner	PG-ES-1	English Sole	WBC	2838-101	24.8	158	05/29/07	80.77	3.82
Port Gardner	PG-ES-2	English Sole	WBC	2838-102	21.6	101	05/29/07	79.18	3.57
Port Gardner	PG-ES-3	English Sole	WBC	2838-103	24.8	128	05/29/07	80.05	3.61
Nisqually	NIS-ES-1	English Sole	WBC	2838-104	25.4	166	05/30/07	79.33	6.27
Nisqually	NIS-ES-2	English Sole	WBC	2838-105	26.7	214	05/30/07	78.48	7.80
Nisqually	NIS-ES-3	English Sole	WBC	2838-106	30.5	290	05/30/07	78.39	3.68
Nisqually	NIS-RF-1	Spotted Ratfish	WBC	2838-107	48.3	620	05/30/07	68.79	4.76
Nisqually	NIS-RF-2	Spotted Ratfish	WBC	2838-108	40.6	430	05/30/07	67.47	3.60
Nisqually	NIS-RF-3	Spotted Ratfish	WBC	2838-109	38.1	450	05/30/07	70.65	6.17
Commencement Bay	CB-ES-1	English Sole	WBC	2838-110	22.9	145	05/31/07	78.50	4.03
Commencement Bay	CB-ES-2	English Sole	WBC	2838-111	24.8	157	05/31/07	76.32	5.48
Commencement Bay	CB-ES-3	English Sole	WBC	2838-112	24.8	162	05/31/07	76.84	6.51
Commencement Bay	CB-RF-1	Spotted Ratfish	WBC	2838-113	40.6	320	05/31/07	69.83	2.92
Commencement Bay	CB-RF-2	Spotted Ratfish	WBC	2838-114	38.7	350	05/31/07	71.46	4.35
Commencement Bay	CB-RF-3	Spotted Ratfish	WBC	2838-115	38.7	390	05/31/07	69.42	3.57
Duwamish	DU-ES-1	English Sole	WBC	2838-116	17.8	75	05/18/07	77.05	4.81
Duwamish	DU-ES-2	English Sole	WBC	2838-117	21.6	96	05/18/07	79.68	8.78
Duwamish	DU-ES-3	English Sole	WBC	2838-118	26.0	156	05/18/07	77.00	4.01
Admiralty Inlet	DF-EM-1	Dogfish 1	EM	2838-126		410	09/19/07	47.03	1.96
Admiralty Inlet	DF-EM-2	Dogfish 2	EM	2838-127		440	09/19/07	47.13	2.25
Admiralty Inlet	DF-LV-1	Dogfish 1	LV	2838-132		498	09/19/07	44.79	11.1
Admiralty Inlet	DF-LV-2	Dogfish 2	LV	2838-133		260	09/19/07	47.05	4.54
Admiralty Inlet	DF-DIG-1	Dogfish 1	DIG	2838-138		319	09/19/07	77.33	4.46
Admiralty Inlet	DF-DIG-2	Dogfish 2	DIG	2838-139		194	09/19/07	78.84	3.56
Admiralty Inlet	DF-SWC-1	Dogfish 1	SWC	2838-174			09/19/07	62.81	0.722
Admiralty Inlet	DF-SWC-2	Dogfish 2	SWC	2838-175			09/19/07	71.19	1.09
Admiralty Inlet	DF-WBWC-1	Dogfish 1	WBWC	2838-177	110.5	5400	09/19/07	60.24	1.54
Admiralty Inlet	DF-WBWC-3	Dogfish 3	WBWC	2838-179	93.03	3140	09/19/07	63.30	1.20
Admiralty Inlet	DF-WBWC-2	Dogfish 2	WBWC	2838-178	104.8	4290	09/19/07	64.17	1.55
Admiralty Inlet	DF-EM-4	Dogfish 4	EM	2838-129		188	09/19/07	47.41	1.43
Admiralty Inlet	DF-EM-6	Dogfish 6	EM	2838-131		322	09/19/07	43.67	1.46
Admiralty Inlet	DF-LV-4	Dogfish 4	LV	2838-135		790	09/19/07	22.82	4.37
Admiralty Inlet	DF-LV-6	Dogfish 6	LV	2838-137		434	09/19/07	68.07	5.82
Admiralty Inlet	DF-DIG-4	Dogfish 4	DIG	2838-141		320	09/19/07	84.41	4.50
Admiralty Inlet	DF-DIG-6	Dogfish 6	DIG	2838-143		327	09/19/07	82.94	7.48
Admiralty Inlet	DF-SWC-6	Dogfish 6	SWC	2838-176			09/19/07	64.77	0.810
Admiralty Inlet	DF-WBWC-4	Dogfish 4	WBWC	2838-180	111.1	5420	09/19/07	59.64	1.35
Admiralty Inlet	DF-WBWC-5	Dogfish 5	WBWC	2838-181	93.98	3020	09/19/07	58.97	2.15
Admiralty Inlet	DF-WBWC-6	Dogfish 6	WBWC	2838-182	98.11	4090	09/19/07	62.97	2.72
Admiralty Inlet	DF-SWC-4	Dogfish 4	SWC	2838-183			09/19/07	70.16	0.770

Client Code	Client Code			Units = µg/g dry weight					
Station	PSAMP Code	Organism	Sample Type	MSL Code	Length (cm)	Weight (g)	Collection Date	Percent Moisture	Hg
									<i>Instrument:</i> CVAA
Laboratory Achieved Method Detection Limits									0.005
Reporting Limit (MDL* 3.18)									0.02
Vendovi	V-ES-5	English Sole	WBC	2838-5	27.9	224	05/01/07	81.41	0.228
Vendovi	V-ES-6	English Sole	WBC	2838-6	27.9	250	05/01/07	82.21	0.198
Vendovi	V-ES-8	English Sole	WBC	2838-8	27.3	197	05/01/07	77.36	0.143
Vendovi	V-RS-1	Rock sole	WBC	2838-10	20.3	119	05/01/07	78.21	0.149
Vendovi	V-RS-2	Rock sole	WBC	2838-11	21.0	142	05/01/07	78.77	0.140
Vendovi	V-RS-3	Rock sole	WBC	2838-12	31.1	510	05/01/07	79.70	0.270
Vendovi	V-SSc-1	Staghorn sculpin	WBC	2838-13	17.8	94	05/01/07	80.46	0.300
Vendovi	V-SSc-2	Staghorn sculpin	WBC	2838-14	24.8	298	05/01/07	79.46	0.312
Vendovi	V-SSc-3	Staghorn sculpin	WBC	2838-15	25.4	294	05/01/07	80.10	0.353
Vendovi	V-SP-1	Shiner perch	WBC	2838-16	7.62	16	05/01/07	76.72	0.190
Vendovi	V-SP-2	Shiner perch	WBC	2838-17	8.89	15	05/01/07	77.81	0.267
Vendovi	V-SP-3	Shiner perch	WBC	2838-18	8.89	16	05/01/07	75.87	0.179
Vendovi	V-SC-COMP	Sea cucumber (3)	COMP	2838-19		5501	05/01/07	86.80	0.0513
Strait of Georgia	SG-ES-3	English Sole	WBC	2838-22	26.7	184	05/02/07	79.46	0.132
Strait of Georgia	SG-ES-4	English Sole	WBC	2838-23	26.0	189	05/02/07	79.05	0.178
Strait of Georgia	SG-ES-5	English Sole	WBC	2838-24	26.7	192	05/02/07	78.61	0.177
Strait of Georgia	SG-RF-1	Spotted Ratfish	WBC	2838-29	27.9	115	05/02/07	80.14	0.153
Strait of Georgia	SG-RF-2	Spotted Ratfish	WBC	2838-30	35.6	320	05/02/07	72.01	0.227
Strait of Georgia	SG-RF-3	Spotted Ratfish	WBC	2838-31	48.3	770	05/02/07	66.36	0.413
Strait of Georgia	SG-SC-COMP	Sea cucumber (6)	COMP	2838-32		290	05/02/07	92.30	0.0333
Hood Canal	HC-ES-1	English Sole	WBC	2838-33	22.9	131	05/03/07	82.09	0.212
Hood Canal	HC-ES-2	English Sole	WBC	2838-34	22.9	133	05/03/07	79.72	0.154
Hood Canal	HC-ES-3	English Sole	WBC	2838-35	26.7	220	05/03/07	78.81	0.239
Hood Canal	HC-RS-1	Rock sole	WBC	2838-36	31.8	460	05/03/07	77.93	0.216
Hood Canal	HC-RF-1	Spotted Ratfish	WBC	2838-37	39.4	480	05/03/07	74.37	0.298
Hood Canal	HC-RF-2	Spotted Ratfish	WBC	2838-38	38.1	340	05/03/07	72.96	0.522
Hood Canal	HC-RF-3	Spotted Ratfish	WBC	2838-39	42.5	450	05/03/07	72.39	0.593
Hood Canal	HC-SP1	Shiner perch	WBC	2838-40	9.53	16	05/03/07	72.16	0.155
Hood Canal	HC-SP2	Shiner perch	WBC	2838-41	10.2	20	05/03/07	65.95	0.112
Hood Canal	HC-GC-1	Graceful Crab	WBC	2838-43	10.2	237	05/03/07	80.86	0.0902
Elliott Bay	EB-ES-1/2	English Sole (2)	COMP	2838-45-46	15.8	44	05/16/07	78.56	0.108
Elliott Bay	EB-ES-3	English Sole	WBC	2838-47	26.0	157	05/16/07	80.28	0.443
Elliott Bay	EB-RF-1	Spotted Ratfish	WBC	2838-48	40.6	350	05/16/07	73.57	0.734
Elliott Bay	EB-RF-2	Spotted Ratfish	WBC	2838-49	41.9	370	05/16/07	72.77	0.344
Elliott Bay	EB-RF-3	Spotted Ratfish	WBC	2838-50	53.3	810	05/16/07	72.89	0.776
Eagle Harbor	EH-ES-2	English Sole	WBC	2838-52	35.6	420	05/19/07	82.65	0.406
Eagle Harbor	EH-ES-3	English Sole	WBC	2838-53	22.2	89	05/19/07	76.62	0.353
Eagle Harbor	EH-ES-4	English Sole	WBC	2838-54	27.3	199	05/19/07	78.31	0.191
Eagle Harbor	EH-RF-1	Spotted Ratfish	WBC	2838-55	33.0	230	05/19/07	73.50	0.255
Eagle Harbor	EH-RF-2	Spotted Ratfish	WBC	2838-56	38.1	380	05/19/07	76.61	0.668
Eagle Harbor	EH-RF-3	Spotted Ratfish	WBC	2838-57	50.8	760	05/19/07	68.32	0.737
Sinclair Inlet	SI-ES-1	English Sole	WBC	2838-58	29.2	330	05/17/07	77.81	0.133
Sinclair Inlet	SI-ES-2	English Sole	WBC	2838-59	29.2	330	05/17/07	80.65	0.126
Sinclair Inlet	SI-ES-4	English Sole	WBC	2838-61	25.4	192	05/17/07	59.34	0.207
Sinclair Inlet	SI-ES-6	English Sole	WBC	2838-63	25.4	178	05/17/07	79.69	0.113
Sinclair Inlet	SI-ES-7	English Sole	WBC	2838-64	25.4	179	05/17/07	79.49	0.294
Sinclair Inlet	SI-ES-8	English Sole	WBC	2838-65	29.2	261	05/17/07	79.29	0.180
Sinclair Inlet	SI-RS-1/2	Rock sole (2)	COMP	2838-67-68	10.2	23	05/17/07	75.72	0.0898
Sinclair Inlet	SI-RS-3	Rock sole	WBC	2838-69	27.3	320	05/17/07	78.88	0.187
Sinclair Inlet	SI-RS-4	Rock sole	WBC	2838-70	26.7	220	05/17/07	78.83	0.410
Sinclair Inlet	SI-SS-1	Sand sole	WBC	2838-71	25.4	270	05/17/07	78.34	0.512
Sinclair Inlet	SI-SS-2	Sand sole	WBC	2838-72	27.3	290	05/17/07	77.87	0.397
Sinclair Inlet	SI-SS-3	Sand sole	WBC	2838-73	29.8	320	05/17/07	78.95	0.480

Client Code	Client Code			Units = µg/g dry weight					
Station	PSAMP Code	Organism	Sample Type	MSL Code	Length (cm)	Weight (g)	Collection Date	Percent Moisture	Hg
Laboratory Achieved Method Detection Limits									0.005
Reporting Limit (MDL* 3.18)									0.02
								Instrument:	CVAA
Sinclair Inlet	SI-SSc-1/2	Staghorn sculpin (2)	COMP	2838-77-78	14.9	48	05/17/07	79.34	0.250
Sinclair Inlet	SI-SSc-3/5	Staghorn sculpin (2)	COMP	2838-79-81	14.3	53	05/17/07	79.97	0.249
Sinclair Inlet	SI-SSc-4/6	Staghorn sculpin (2)	COMP	2838-80-82	16.2	75	05/17/07	80.49	0.443
Sinclair Inlet	SI-RF-1	Spotted Ratfish	WBC	2838-83	41.3	550	05/17/07	67.33	0.788
Sinclair Inlet	SI-RF-2	Spotted Ratfish	WBC	2838-84	36.8	380	05/17/07	73.39	0.517
Sinclair Inlet	SI-SP-4/5	Shiner perch (2)	COMP	2838-88-89	7.62	13	05/17/07	75.53	0.240
Sinclair Inlet	SI-SP-6/2	Shiner perch (2)	COMP	2838-90-86	6.67	11	05/17/07	75.32	0.217
Sinclair Inlet	SI-SP-7/3	Shiner perch (2)	COMP	2838-91-87	7.3	11	05/17/07	74.88	0.347
Sinclair Inlet	SI-GC-2/6	Graceful Crab (2)	COMP	2838-93-97	7.62	103	05/17/07	71.25	0.217
Sinclair Inlet	SI-GC-3/4	Graceful Crab (2)	COMP	2838-94-95	6.99	67	05/17/07	66.40	0.108
Sinclair Inlet	SI-GC-7/1	Graceful Crab (2)	COMP	2838-98-92	6.67	60	05/17/07	45.15	0.187
Sinclair Inlet	SI-GC-5/8	Graceful Crab (2)	COMP	2838-96-99	7.62	92	05/17/07	69.11	0.167
Sinclair Inlet	SI-SC-COMP	Sea cucumber (6)	COMP	2838-100		4100	05/17/07	90.48	0.144
Port Gardner	PG-ES-1	English Sole	WBC	2838-101	24.8	158	05/29/07	80.77	0.159
Port Gardner	PG-ES-2	English Sole	WBC	2838-102	21.6	101	05/29/07	79.18	0.101
Port Gardner	PG-ES-3	English Sole	WBC	2838-103	24.8	128	05/29/07	80.05	0.135
Nisqually	NIS-ES-1	English Sole	WBC	2838-104	25.4	166	05/30/07	79.33	0.310
Nisqually	NIS-ES-2	English Sole	WBC	2838-105	26.7	214	05/30/07	78.48	0.280
Nisqually	NIS-ES-3	English Sole	WBC	2838-106	30.5	290	05/30/07	78.39	0.273
Nisqually	NIS-RF-1	Spotted Ratfish	WBC	2838-107	48.3	620	05/30/07	68.79	0.739
Nisqually	NIS-RF-2	Spotted Ratfish	WBC	2838-108	40.6	430	05/30/07	67.47	0.485
Nisqually	NIS-RF-3	Spotted Ratfish	WBC	2838-109	38.1	450	05/30/07	70.65	0.449
Commencement Bay	CB-ES-1	English Sole	WBC	2838-110	22.9	145	05/31/07	78.50	0.160
Commencement Bay	CB-ES-2	English Sole	WBC	2838-111	24.8	157	05/31/07	76.32	0.327
Commencement Bay	CB-ES-3	English Sole	WBC	2838-112	24.8	162	05/31/07	76.84	0.229
Commencement Bay	CB-RF-1	Spotted Ratfish	WBC	2838-113	40.6	320	05/31/07	69.83	0.236
Commencement Bay	CB-RF-2	Spotted Ratfish	WBC	2838-114	38.7	350	05/31/07	71.46	0.404
Commencement Bay	CB-RF-3	Spotted Ratfish	WBC	2838-115	38.7	390	05/31/07	69.42	0.387
Duwamish	DU-ES-1	English Sole	WBC	2838-116	17.8	75	05/18/07	77.05	0.170
Duwamish	DU-ES-2	English Sole	WBC	2838-117	21.6	96	05/18/07	79.68	0.177
Duwamish	DU-ES-3	English Sole	WBC	2838-118	26.0	156	05/18/07	77.00	0.199
Admiralty Inlet	DF-EM-1	Dogfish 1	EM	2838-126		410	09/19/07	47.03	0.0368
Admiralty Inlet	DF-EM-2	Dogfish 2	EM	2838-127		440	09/19/07	47.13	0.0288
Admiralty Inlet	DF-LV-1	Dogfish 1	LV	2838-132		498	09/19/07	44.79	0.384
Admiralty Inlet	DF-LV-2	Dogfish 2	LV	2838-133		260	09/19/07	47.05	0.448
Admiralty Inlet	DF-DIG-1	Dogfish 1	DIG	2838-138		319	09/19/07	77.33	0.714
Admiralty Inlet	DF-DIG-2	Dogfish 2	DIG	2838-139		194	09/19/07	78.84	1.04
Admiralty Inlet	DF-SWC-1	Dogfish 1	SWC	2838-174			09/19/07	62.81	2.23
Admiralty Inlet	DF-SWC-2	Dogfish 2	SWC	2838-175			09/19/07	71.19	2.26
Admiralty Inlet	DF-WBWC-1	Dogfish 1	WBWC	2838-177	110.5	5400	09/19/07	60.24	1.45
Admiralty Inlet	DF-WBWC-3	Dogfish 3	WBWC	2838-179	93.03	3140	09/19/07	63.30	2.01
Admiralty Inlet	DF-WBWC-2	Dogfish 2	WBWC	2838-178	104.8	4290	09/19/07	64.17	1.58
Admiralty Inlet	DF-EM-4	Dogfish 4	EM	2838-129		188	09/19/07	47.41	0.0125 J
Admiralty Inlet	DF-EM-6	Dogfish 6	EM	2838-131		322	09/19/07	43.67	0.0236
Admiralty Inlet	DF-LV-4	Dogfish 4	LV	2838-135		790	09/19/07	22.82	0.0593
Admiralty Inlet	DF-LV-6	Dogfish 6	LV	2838-137		434	09/19/07	68.07	0.242
Admiralty Inlet	DF-DIG-4	Dogfish 4	DIG	2838-141		320	09/19/07	84.41	0.378
Admiralty Inlet	DF-DIG-6	Dogfish 6	DIG	2838-143		327	09/19/07	82.94	0.434
Admiralty Inlet	DF-SWC-6	Dogfish 6	SWC	2838-176			09/19/07	64.77	2.44
Admiralty Inlet	DF-WBWC-4	Dogfish 4	WBWC	2838-180	111.1	5420	09/19/07	59.64	0.771
Admiralty Inlet	DF-WBWC-5	Dogfish 5	WBWC	2838-181	93.98	3020	09/19/07	58.97	1.51
Admiralty Inlet	DF-WBWC-6	Dogfish 6	WBWC	2838-182	98.11	4090	09/19/07	62.97	1.35
Admiralty Inlet	DF-SWC-4	Dogfish 4	SWC	2838-183			09/19/07	70.16	1.18

Client Code	Client Code			Units = µg/g dry weight					
Station	PSAMP Code	Organism	Sample Type	MSL Code	Length (cm)	Weight (g)	Collection Date	Percent Moisture	Ni
Laboratory Achieved Method Detection Limits									0.04
Reporting Limit (MDL* 3.18)									0.1
Vendovi	V-ES-5	English Sole	WBC	2838-5	27.9	224	05/01/07	81.41	2.07
Vendovi	V-ES-6	English Sole	WBC	2838-6	27.9	250	05/01/07	82.21	1.56
Vendovi	V-ES-8	English Sole	WBC	2838-8	27.3	197	05/01/07	77.36	1.46
Vendovi	V-RS-1	Rock sole	WBC	2838-10	20.3	119	05/01/07	78.21	1.72
Vendovi	V-RS-2	Rock sole	WBC	2838-11	21.0	142	05/01/07	78.77	1.91
Vendovi	V-RS-3	Rock sole	WBC	2838-12	31.1	510	05/01/07	79.70	1.72
Vendovi	V-SSc-1	Staghorn sculpin	WBC	2838-13	17.8	94	05/01/07	80.46	1.31
Vendovi	V-SSc-2	Staghorn sculpin	WBC	2838-14	24.8	298	05/01/07	79.46	1.24
Vendovi	V-SSc-3	Staghorn sculpin	WBC	2838-15	25.4	294	05/01/07	80.10	1.28
Vendovi	V-SP-1	Shiner perch	WBC	2838-16	7.62	16	05/01/07	76.72	1.30
Vendovi	V-SP-2	Shiner perch	WBC	2838-17	8.89	15	05/01/07	77.81	1.71
Vendovi	V-SP-3	Shiner perch	WBC	2838-18	8.89	16	05/01/07	75.87	1.53
Vendovi	V-SC-COMP	Sea cucumber (3)	COMP	2838-19		5501	05/01/07	86.80	16.4
Strait of Georgia	SG-ES-3	English Sole	WBC	2838-22	26.7	184	05/02/07	79.46	1.44
Strait of Georgia	SG-ES-4	English Sole	WBC	2838-23	26.0	189	05/02/07	79.05	1.39
Strait of Georgia	SG-ES-5	English Sole	WBC	2838-24	26.7	192	05/02/07	78.61	2.20
Strait of Georgia	SG-RF-1	Spotted Ratfish	WBC	2838-29	27.9	115	05/02/07	80.14	0.189
Strait of Georgia	SG-RF-2	Spotted Ratfish	WBC	2838-30	35.6	320	05/02/07	72.01	1.07
Strait of Georgia	SG-RF-3	Spotted Ratfish	WBC	2838-31	48.3	770	05/02/07	66.36	0.0753 J
Strait of Georgia	SG-SC-COMP	Sea cucumber (6)	COMP	2838-32		290	05/02/07	92.30	7.34
Hood Canal	HC-ES-1	English Sole	WBC	2838-33	22.9	131	05/03/07	82.09	2.57
Hood Canal	HC-ES-2	English Sole	WBC	2838-34	22.9	133	05/03/07	79.72	1.16
Hood Canal	HC-ES-3	English Sole	WBC	2838-35	26.7	220	05/03/07	78.81	1.63
Hood Canal	HC-RS-1	Rock sole	WBC	2838-36	31.8	460	05/03/07	77.93	1.77
Hood Canal	HC-RF-1	Spotted Ratfish	WBC	2838-37	39.4	480	05/03/07	74.37	0.866
Hood Canal	HC-RF-2	Spotted Ratfish	WBC	2838-38	38.1	340	05/03/07	72.96	0.425
Hood Canal	HC-RF-3	Spotted Ratfish	WBC	2838-39	42.5	450	05/03/07	72.39	0.129
Hood Canal	HC-SP1	Shiner perch	WBC	2838-40	9.53	16	05/03/07	72.16	1.98
Hood Canal	HC-SP2	Shiner perch	WBC	2838-41	10.2	20	05/03/07	65.95	1.74
Hood Canal	HC-GC-1	Graceful Crab	WBC	2838-43	10.2	237	05/03/07	80.86	4.58
Elliott Bay	EB-ES-1/2	English Sole (2)	COMP	2838-45-46	15.8	44	05/16/07	78.56	2.58
Elliott Bay	EB-ES-3	English Sole	WBC	2838-47	26.0	157	05/16/07	80.28	2.52
Elliott Bay	EB-RF-1	Spotted Ratfish	WBC	2838-48	40.6	350	05/16/07	73.57	0.435
Elliott Bay	EB-RF-2	Spotted Ratfish	WBC	2838-49	41.9	370	05/16/07	72.77	0.166
Elliott Bay	EB-RF-3	Spotted Ratfish	WBC	2838-50	53.3	810	05/16/07	72.89	0.106
Eagle Harbor	EH-ES-2	English Sole	WBC	2838-52	35.6	420	05/19/07	82.65	2.57
Eagle Harbor	EH-ES-3	English Sole	WBC	2838-53	22.2	89	05/19/07	76.62	2.50
Eagle Harbor	EH-ES-4	English Sole	WBC	2838-54	27.3	199	05/19/07	78.31	2.21
Eagle Harbor	EH-RF-1	Spotted Ratfish	WBC	2838-55	33.0	230	05/19/07	73.50	1.64
Eagle Harbor	EH-RF-2	Spotted Ratfish	WBC	2838-56	38.1	380	05/19/07	76.61	0.334
Eagle Harbor	EH-RF-3	Spotted Ratfish	WBC	2838-57	50.8	760	05/19/07	68.32	0.797
Sinclair Inlet	SI-ES-1	English Sole	WBC	2838-58	29.2	330	05/17/07	77.81	1.22
Sinclair Inlet	SI-ES-2	English Sole	WBC	2838-59	29.2	330	05/17/07	80.65	1.15
Sinclair Inlet	SI-ES-4	English Sole	WBC	2838-61	25.4	192	05/17/07	59.34	1.71
Sinclair Inlet	SI-ES-6	English Sole	WBC	2838-63	25.4	178	05/17/07	79.69	1.75
Sinclair Inlet	SI-ES-7	English Sole	WBC	2838-64	25.4	179	05/17/07	79.49	2.29
Sinclair Inlet	SI-ES-8	English Sole	WBC	2838-65	29.2	261	05/17/07	79.29	1.76
Sinclair Inlet	SI-RS-1/2	Rock sole (2)	COMP	2838-67-68	10.2	23	05/17/07	75.72	1.47
Sinclair Inlet	SI-RS-3	Rock sole	WBC	2838-69	27.3	320	05/17/07	78.88	1.41
Sinclair Inlet	SI-RS-4	Rock sole	WBC	2838-70	26.7	220	05/17/07	78.83	3.38
Sinclair Inlet	SI-SS-1	Sand sole	WBC	2838-71	25.4	270	05/17/07	78.34	1.73
Sinclair Inlet	SI-SS-2	Sand sole	WBC	2838-72	27.3	290	05/17/07	77.87	2.19
Sinclair Inlet	SI-SS-3	Sand sole	WBC	2838-73	29.8	320	05/17/07	78.95	2.40

Client Code	Client Code			Units = µg/g dry weight					
Station	PSAMP Code	Organism	Sample Type	MSL Code	Length (cm)	Weight (g)	Collection Date	Percent Moisture	Ni
Laboratory Achieved Method Detection Limits									0.04
Reporting Limit (MDL* 3.18)									0.1
									<i>Instrument: ICP-MS</i>
Sinclair Inlet	SI-SSc-1/2	Staghorn sculpin (2)	COMP	2838-77-78	14.9	48	05/17/07	79.34	2.12
Sinclair Inlet	SI-SSc-3/5	Staghorn sculpin (2)	COMP	2838-79-81	14.3	53	05/17/07	79.97	1.50
Sinclair Inlet	SI-SSc-4/6	Staghorn sculpin (2)	COMP	2838-80-82	16.2	75	05/17/07	80.49	1.16
Sinclair Inlet	SI-RF-1	Spotted Ratfish	WBC	2838-83	41.3	550	05/17/07	67.33	0.272
Sinclair Inlet	SI-RF-2	Spotted Ratfish	WBC	2838-84	36.8	380	05/17/07	73.39	0.209
Sinclair Inlet	SI-SP-4/5	Shiner perch (2)	COMP	2838-88-89	7.62	13	05/17/07	75.53	1.96
Sinclair Inlet	SI-SP-6/2	Shiner perch (2)	COMP	2838-90-86	6.67	11	05/17/07	75.32	1.71
Sinclair Inlet	SI-SP-7/3	Shiner perch (2)	COMP	2838-91-87	7.3	11	05/17/07	74.88	1.76
Sinclair Inlet	SI-GC-2/6	Graceful Crab (2)	COMP	2838-93-97	7.62	103	05/17/07	71.25	4.82
Sinclair Inlet	SI-GC-3/4	Graceful Crab (2)	COMP	2838-94-95	6.99	67	05/17/07	66.40	5.14
Sinclair Inlet	SI-GC-7/1	Graceful Crab (2)	COMP	2838-98-92	6.67	60	05/17/07	45.15	4.92
Sinclair Inlet	SI-GC-5/8	Graceful Crab (2)	COMP	2838-96-99	7.62	92	05/17/07	69.11	4.92
Sinclair Inlet	SI-SC-COMP	Sea cucumber (6)	COMP	2838-100		4100	05/17/07	90.48	7.59
Port Gardner	PG-ES-1	English Sole	WBC	2838-101	24.8	158	05/29/07	80.77	3.19
Port Gardner	PG-ES-2	English Sole	WBC	2838-102	21.6	101	05/29/07	79.18	3.00
Port Gardner	PG-ES-3	English Sole	WBC	2838-103	24.8	128	05/29/07	80.05	2.81
Nisqually	NIS-ES-1	English Sole	WBC	2838-104	25.4	166	05/30/07	79.33	2.55
Nisqually	NIS-ES-2	English Sole	WBC	2838-105	26.7	214	05/30/07	78.48	2.34
Nisqually	NIS-ES-3	English Sole	WBC	2838-106	30.5	290	05/30/07	78.39	1.74
Nisqually	NIS-RF-1	Spotted Ratfish	WBC	2838-107	48.3	620	05/30/07	68.79	0.0905 J
Nisqually	NIS-RF-2	Spotted Ratfish	WBC	2838-108	40.6	430	05/30/07	67.47	0.215
Nisqually	NIS-RF-3	Spotted Ratfish	WBC	2838-109	38.1	450	05/30/07	70.65	0.296
Commencement Bay	CB-ES-1	English Sole	WBC	2838-110	22.9	145	05/31/07	78.50	2.00
Commencement Bay	CB-ES-2	English Sole	WBC	2838-111	24.8	157	05/31/07	76.32	2.23
Commencement Bay	CB-ES-3	English Sole	WBC	2838-112	24.8	162	05/31/07	76.84	2.01
Commencement Bay	CB-RF-1	Spotted Ratfish	WBC	2838-113	40.6	320	05/31/07	69.83	0.359
Commencement Bay	CB-RF-2	Spotted Ratfish	WBC	2838-114	38.7	350	05/31/07	71.46	0.459
Commencement Bay	CB-RF-3	Spotted Ratfish	WBC	2838-115	38.7	390	05/31/07	69.42	0.287
Duwamish	DU-ES-1	English Sole	WBC	2838-116	17.8	75	05/18/07	77.05	1.69
Duwamish	DU-ES-2	English Sole	WBC	2838-117	21.6	96	05/18/07	79.68	2.80
Duwamish	DU-ES-3	English Sole	WBC	2838-118	26.0	156	05/18/07	77.00	1.15
Admiralty Inlet	DF-EM-1	Dogfish 1	EM	2838-126		410	09/19/07	47.03	0.04 U
Admiralty Inlet	DF-EM-2	Dogfish 2	EM	2838-127		440	09/19/07	47.13	0.04 U
Admiralty Inlet	DF-LV-1	Dogfish 1	LV	2838-132		498	09/19/07	44.79	0.04 U
Admiralty Inlet	DF-LV-2	Dogfish 2	LV	2838-133		260	09/19/07	47.05	0.0912 J
Admiralty Inlet	DF-DIG-1	Dogfish 1	DIG	2838-138		319	09/19/07	77.33	0.491
Admiralty Inlet	DF-DIG-2	Dogfish 2	DIG	2838-139		194	09/19/07	78.84	0.0826 J
Admiralty Inlet	DF-SWC-1	Dogfish 1	SWC	2838-174			09/19/07	62.81	0.0447 J
Admiralty Inlet	DF-SWC-2	Dogfish 2	SWC	2838-175			09/19/07	71.19	0.0619 J
Admiralty Inlet	DF-WBWC-1	Dogfish 1	WBWC	2838-177	110.5	5400	09/19/07	60.24	0.156
Admiralty Inlet	DF-WBWC-3	Dogfish 3	WBWC	2838-179	93.03	3140	09/19/07	63.30	0.0576 J
Admiralty Inlet	DF-WBWC-2	Dogfish 2	WBWC	2838-178	104.8	4290	09/19/07	64.17	0.0496 J
Admiralty Inlet	DF-EM-4	Dogfish 4	EM	2838-129		188	09/19/07	47.41	0.04 U
Admiralty Inlet	DF-EM-6	Dogfish 6	EM	2838-131		322	09/19/07	43.67	0.04 U
Admiralty Inlet	DF-LV-4	Dogfish 4	LV	2838-135		790	09/19/07	22.82	0.04 U
Admiralty Inlet	DF-LV-6	Dogfish 6	LV	2838-137		434	09/19/07	68.07	0.04 U
Admiralty Inlet	DF-DIG-4	Dogfish 4	DIG	2838-141		320	09/19/07	84.41	0.216
Admiralty Inlet	DF-DIG-6	Dogfish 6	DIG	2838-143		327	09/19/07	82.94	2.15
Admiralty Inlet	DF-SWC-6	Dogfish 6	SWC	2838-176			09/19/07	64.77	0.0465 J
Admiralty Inlet	DF-WBWC-4	Dogfish 4	WBWC	2838-180	111.1	5420	09/19/07	59.64	0.0525 J
Admiralty Inlet	DF-WBWC-5	Dogfish 5	WBWC	2838-181	93.98	3020	09/19/07	58.97	0.0286 U
Admiralty Inlet	DF-WBWC-6	Dogfish 6	WBWC	2838-182	98.11	4090	09/19/07	62.97	0.555
Admiralty Inlet	DF-SWC-4	Dogfish 4	SWC	2838-183			09/19/07	70.16	0.04 U

Client Code	Client Code			Units = µg/g dry weight					
Station	PSAMP Code	Organism	Sample Type	MSL Code	Length (cm)	Weight (g)	Collection Date	Percent Moisture	Pb
Laboratory Achieved Method Detection Limits									0.003
Reporting Limit (MDL* 3.18)									0.01
									<i>Instrument: ICP-MS</i>
Vendovi	V-ES-5	English Sole	WBC	2838-5	27.9	224	05/01/07	81.41	0.683
Vendovi	V-ES-6	English Sole	WBC	2838-6	27.9	250	05/01/07	82.21	0.429
Vendovi	V-ES-8	English Sole	WBC	2838-8	27.3	197	05/01/07	77.36	0.522
Vendovi	V-RS-1	Rock sole	WBC	2838-10	20.3	119	05/01/07	78.21	0.234
Vendovi	V-RS-2	Rock sole	WBC	2838-11	21.0	142	05/01/07	78.77	0.203
Vendovi	V-RS-3	Rock sole	WBC	2838-12	31.1	510	05/01/07	79.70	0.181
Vendovi	V-SSc-1	Staghorn sculpin	WBC	2838-13	17.8	94	05/01/07	80.46	0.133
Vendovi	V-SSc-2	Staghorn sculpin	WBC	2838-14	24.8	298	05/01/07	79.46	0.0352
Vendovi	V-SSc-3	Staghorn sculpin	WBC	2838-15	25.4	294	05/01/07	80.10	0.0601
Vendovi	V-SP-1	Shiner perch	WBC	2838-16	7.62	16	05/01/07	76.72	0.0359
Vendovi	V-SP-2	Shiner perch	WBC	2838-17	8.89	15	05/01/07	77.81	0.0908
Vendovi	V-SP-3	Shiner perch	WBC	2838-18	8.89	16	05/01/07	75.87	0.0470
Vendovi	V-SC-COMP	Sea cucumber (3)	COMP	2838-19		5501	05/01/07	86.80	4.32
Strait of Georgia	SG-ES-3	English Sole	WBC	2838-22	26.7	184	05/02/07	79.46	0.343
Strait of Georgia	SG-ES-4	English Sole	WBC	2838-23	26.0	189	05/02/07	79.05	0.416
Strait of Georgia	SG-ES-5	English Sole	WBC	2838-24	26.7	192	05/02/07	78.61	0.503
Strait of Georgia	SG-RF-1	Spotted Ratfish	WBC	2838-29	27.9	115	05/02/07	80.14	0.0390
Strait of Georgia	SG-RF-2	Spotted Ratfish	WBC	2838-30	35.6	320	05/02/07	72.01	0.0868
Strait of Georgia	SG-RF-3	Spotted Ratfish	WBC	2838-31	48.3	770	05/02/07	66.36	0.0304
Strait of Georgia	SG-SC-COMP	Sea cucumber (6)	COMP	2838-32		290	05/02/07	92.30	0.702
Hood Canal	HC-ES-1	English Sole	WBC	2838-33	22.9	131	05/03/07	82.09	0.276
Hood Canal	HC-ES-2	English Sole	WBC	2838-34	22.9	133	05/03/07	79.72	0.0647
Hood Canal	HC-ES-3	English Sole	WBC	2838-35	26.7	220	05/03/07	78.81	0.298
Hood Canal	HC-RS-1	Rock sole	WBC	2838-36	31.8	460	05/03/07	77.93	0.158
Hood Canal	HC-RF-1	Spotted Ratfish	WBC	2838-37	39.4	480	05/03/07	74.37	0.0927
Hood Canal	HC-RF-2	Spotted Ratfish	WBC	2838-38	38.1	340	05/03/07	72.96	0.0354
Hood Canal	HC-RF-3	Spotted Ratfish	WBC	2838-39	42.5	450	05/03/07	72.39	0.0417
Hood Canal	HC-SP1	Shiner perch	WBC	2838-40	9.53	16	05/03/07	72.16	0.319
Hood Canal	HC-SP2	Shiner perch	WBC	2838-41	10.2	20	05/03/07	65.95	0.0753
Hood Canal	HC-GC-1	Graceful Crab	WBC	2838-43	10.2	237	05/03/07	80.86	0.298
Elliott Bay	EB-ES-1/2	English Sole (2)	COMP	2838-45-46	15.8	44	05/16/07	78.56	1.27
Elliott Bay	EB-ES-3	English Sole	WBC	2838-47	26.0	157	05/16/07	80.28	1.55
Elliott Bay	EB-RF-1	Spotted Ratfish	WBC	2838-48	40.6	350	05/16/07	73.57	0.233
Elliott Bay	EB-RF-2	Spotted Ratfish	WBC	2838-49	41.9	370	05/16/07	72.77	0.0955
Elliott Bay	EB-RF-3	Spotted Ratfish	WBC	2838-50	53.3	810	05/16/07	72.89	0.141
Eagle Harbor	EH-ES-2	English Sole	WBC	2838-52	35.6	420	05/19/07	82.65	1.38
Eagle Harbor	EH-ES-3	English Sole	WBC	2838-53	22.2	89	05/19/07	76.62	2.55
Eagle Harbor	EH-ES-4	English Sole	WBC	2838-54	27.3	199	05/19/07	78.31	0.936
Eagle Harbor	EH-RF-1	Spotted Ratfish	WBC	2838-55	33.0	230	05/19/07	73.50	0.916
Eagle Harbor	EH-RF-2	Spotted Ratfish	WBC	2838-56	38.1	380	05/19/07	76.61	0.109
Eagle Harbor	EH-RF-3	Spotted Ratfish	WBC	2838-57	50.8	760	05/19/07	68.32	0.400
Sinclair Inlet	SI-ES-1	English Sole	WBC	2838-58	29.2	330	05/17/07	77.81	1.81
Sinclair Inlet	SI-ES-2	English Sole	WBC	2838-59	29.2	330	05/17/07	80.65	5.87
Sinclair Inlet	SI-ES-4	English Sole	WBC	2838-61	25.4	192	05/17/07	59.34	1.95
Sinclair Inlet	SI-ES-6	English Sole	WBC	2838-63	25.4	178	05/17/07	79.69	1.17
Sinclair Inlet	SI-ES-7	English Sole	WBC	2838-64	25.4	179	05/17/07	79.49	1.89
Sinclair Inlet	SI-ES-8	English Sole	WBC	2838-65	29.2	261	05/17/07	79.29	1.85
Sinclair Inlet	SI-RS-1/2	Rock sole (2)	COMP	2838-67-68	10.2	23	05/17/07	75.72	1.61
Sinclair Inlet	SI-RS-3	Rock sole	WBC	2838-69	27.3	320	05/17/07	78.88	0.391
Sinclair Inlet	SI-RS-4	Rock sole	WBC	2838-70	26.7	220	05/17/07	78.83	2.43
Sinclair Inlet	SI-SS-1	Sand sole	WBC	2838-71	25.4	270	05/17/07	78.34	0.485
Sinclair Inlet	SI-SS-2	Sand sole	WBC	2838-72	27.3	290	05/17/07	77.87	0.180
Sinclair Inlet	SI-SS-3	Sand sole	WBC	2838-73	29.8	320	05/17/07	78.95	0.323

Client Code	Client Code			Units = µg/g dry weight					
Station	PSAMP Code	Organism	Sample Type	MSL Code	Length (cm)	Weight (g)	Collection Date	Percent Moisture	Pb
Laboratory Achieved Method Detection Limits									0.003
Reporting Limit (MDL* 3.18)									0.01
Sinclair Inlet	SI-SSc-1/2	Staghorn sculpin (2)	COMP	2838-77-78	14.9	48	05/17/07	79.34	1.17
Sinclair Inlet	SI-SSc-3/5	Staghorn sculpin (2)	COMP	2838-79-81	14.3	53	05/17/07	79.97	0.628
Sinclair Inlet	SI-SSc-4/6	Staghorn sculpin (2)	COMP	2838-80-82	16.2	75	05/17/07	80.49	0.736
Sinclair Inlet	SI-RF-1	Spotted Ratfish	WBC	2838-83	41.3	550	05/17/07	67.33	0.222
Sinclair Inlet	SI-RF-2	Spotted Ratfish	WBC	2838-84	36.8	380	05/17/07	73.39	0.135
Sinclair Inlet	SI-SP-4/5	Shiner perch (2)	COMP	2838-88-89	7.62	13	05/17/07	75.53	0.504
Sinclair Inlet	SI-SP-6/2	Shiner perch (2)	COMP	2838-90-86	6.67	11	05/17/07	75.32	0.208
Sinclair Inlet	SI-SP-7/3	Shiner perch (2)	COMP	2838-91-87	7.3	11	05/17/07	74.88	0.669
Sinclair Inlet	SI-GC-2/6	Graceful Crab (2)	COMP	2838-93-97	7.62	103	05/17/07	71.25	5.82
Sinclair Inlet	SI-GC-3/4	Graceful Crab (2)	COMP	2838-94-95	6.99	67	05/17/07	66.40	2.27
Sinclair Inlet	SI-GC-7/1	Graceful Crab (2)	COMP	2838-98-92	6.67	60	05/17/07	45.15	4.88
Sinclair Inlet	SI-GC-5/8	Graceful Crab (2)	COMP	2838-96-99	7.62	92	05/17/07	69.11	2.52
Sinclair Inlet	SI-SC-COMP	Sea cucumber (6)	COMP	2838-100		4100	05/17/07	90.48	9.66
Port Gardner	PG-ES-1	English Sole	WBC	2838-101	24.8	158	05/29/07	80.77	0.556
Port Gardner	PG-ES-2	English Sole	WBC	2838-102	21.6	101	05/29/07	79.18	0.458
Port Gardner	PG-ES-3	English Sole	WBC	2838-103	24.8	128	05/29/07	80.05	0.507
Nisqually	NIS-ES-1	English Sole	WBC	2838-104	25.4	166	05/30/07	79.33	2.33
Nisqually	NIS-ES-2	English Sole	WBC	2838-105	26.7	214	05/30/07	78.48	1.33
Nisqually	NIS-ES-3	English Sole	WBC	2838-106	30.5	290	05/30/07	78.39	1.04
Nisqually	NIS-RF-1	Spotted Ratfish	WBC	2838-107	48.3	620	05/30/07	68.79	0.108
Nisqually	NIS-RF-2	Spotted Ratfish	WBC	2838-108	40.6	430	05/30/07	67.47	0.123
Nisqually	NIS-RF-3	Spotted Ratfish	WBC	2838-109	38.1	450	05/30/07	70.65	0.0609
Commencement Bay	CB-ES-1	English Sole	WBC	2838-110	22.9	145	05/31/07	78.50	1.40
Commencement Bay	CB-ES-2	English Sole	WBC	2838-111	24.8	157	05/31/07	76.32	1.69
Commencement Bay	CB-ES-3	English Sole	WBC	2838-112	24.8	162	05/31/07	76.84	2.30
Commencement Bay	CB-RF-1	Spotted Ratfish	WBC	2838-113	40.6	320	05/31/07	69.83	0.504
Commencement Bay	CB-RF-2	Spotted Ratfish	WBC	2838-114	38.7	350	05/31/07	71.46	0.565
Commencement Bay	CB-RF-3	Spotted Ratfish	WBC	2838-115	38.7	390	05/31/07	69.42	0.184
Duwamish	DU-ES-1	English Sole	WBC	2838-116	17.8	75	05/18/07	77.05	1.34
Duwamish	DU-ES-2	English Sole	WBC	2838-117	21.6	96	05/18/07	79.68	1.30
Duwamish	DU-ES-3	English Sole	WBC	2838-118	26.0	156	05/18/07	77.00	0.634
Admiralty Inlet	DF-EM-1	Dogfish 1	EM	2838-126		410	09/19/07	47.03	0.0106
Admiralty Inlet	DF-EM-2	Dogfish 2	EM	2838-127		440	09/19/07	47.13	0.003 U
Admiralty Inlet	DF-LV-1	Dogfish 1	LV	2838-132		498	09/19/07	44.79	0.00789 J
Admiralty Inlet	DF-LV-2	Dogfish 2	LV	2838-133		260	09/19/07	47.05	0.00719 J
Admiralty Inlet	DF-DIG-1	Dogfish 1	DIG	2838-138		319	09/19/07	77.33	0.0514
Admiralty Inlet	DF-DIG-2	Dogfish 2	DIG	2838-139		194	09/19/07	78.84	0.0107
Admiralty Inlet	DF-SWC-1	Dogfish 1	SWC	2838-174			09/19/07	62.81	0.00848 J
Admiralty Inlet	DF-SWC-2	Dogfish 2	SWC	2838-175			09/19/07	71.19	0.00687 J
Admiralty Inlet	DF-WBWC-1	Dogfish 1	WBWC	2838-177	110.5	5400	09/19/07	60.24	0.00832 J
Admiralty Inlet	DF-WBWC-3	Dogfish 3	WBWC	2838-179	93.03	3140	09/19/07	63.30	0.00873 J
Admiralty Inlet	DF-WBWC-2	Dogfish 2	WBWC	2838-178	104.8	4290	09/19/07	64.17	0.00979 J
Admiralty Inlet	DF-EM-4	Dogfish 4	EM	2838-129		188	09/19/07	47.41	0.003 U
Admiralty Inlet	DF-EM-6	Dogfish 6	EM	2838-131		322	09/19/07	43.67	0.003 U
Admiralty Inlet	DF-LV-4	Dogfish 4	LV	2838-135		790	09/19/07	22.82	0.00376 J
Admiralty Inlet	DF-LV-6	Dogfish 6	LV	2838-137		434	09/19/07	68.07	0.00316 J
Admiralty Inlet	DF-DIG-4	Dogfish 4	DIG	2838-141		320	09/19/07	84.41	0.0307
Admiralty Inlet	DF-DIG-6	Dogfish 6	DIG	2838-143		327	09/19/07	82.94	0.253
Admiralty Inlet	DF-SWC-6	Dogfish 6	SWC	2838-176			09/19/07	64.77	0.00672 J
Admiralty Inlet	DF-WBWC-4	Dogfish 4	WBWC	2838-180	111.1	5420	09/19/07	59.64	0.0102
Admiralty Inlet	DF-WBWC-5	Dogfish 5	WBWC	2838-181	93.98	3020	09/19/07	58.97	0.00543 J
Admiralty Inlet	DF-WBWC-6	Dogfish 6	WBWC	2838-182	98.11	4090	09/19/07	62.97	0.0543
Admiralty Inlet	DF-SWC-4	Dogfish 4	SWC	2838-183			09/19/07	70.16	0.00423 J

Client Code	Client Code			Units = µg/g dry weight					
Station	PSAMP Code	Organism	Sample Type	MSL Code	Length (cm)	Weight (g)	Collection Date	Percent Moisture	Zn
									<i>Instrument: ICP-MS</i>
Laboratory Achieved Method Detection Limits									0.1
Reporting Limit (MDL* 3.18)									0.3
Vendovi	V-ES-5	English Sole	WBC	2838-5	27.9	224	05/01/07	81.41	58.8
Vendovi	V-ES-6	English Sole	WBC	2838-6	27.9	250	05/01/07	82.21	46.7
Vendovi	V-ES-8	English Sole	WBC	2838-8	27.3	197	05/01/07	77.36	53.7
Vendovi	V-RS-1	Rock sole	WBC	2838-10	20.3	119	05/01/07	78.21	53.9
Vendovi	V-RS-2	Rock sole	WBC	2838-11	21.0	142	05/01/07	78.77	48.4
Vendovi	V-RS-3	Rock sole	WBC	2838-12	31.1	510	05/01/07	79.70	52.6
Vendovi	V-SSc-1	Staghorn sculpin	WBC	2838-13	17.8	94	05/01/07	80.46	61.8
Vendovi	V-SSc-2	Staghorn sculpin	WBC	2838-14	24.8	298	05/01/07	79.46	58.0
Vendovi	V-SSc-3	Staghorn sculpin	WBC	2838-15	25.4	294	05/01/07	80.10	59.1
Vendovi	V-SP-1	Shiner perch	WBC	2838-16	7.62	16	05/01/07	76.72	125
Vendovi	V-SP-2	Shiner perch	WBC	2838-17	8.89	15	05/01/07	77.81	129
Vendovi	V-SP-3	Shiner perch	WBC	2838-18	8.89	16	05/01/07	75.87	82.6
Vendovi	V-SC-COMP	Sea cucumber (3)	COMP	2838-19		5501	05/01/07	86.80	54.3
Strait of Georgia	SG-ES-3	English Sole	WBC	2838-22	26.7	184	05/02/07	79.46	66.1
Strait of Georgia	SG-ES-4	English Sole	WBC	2838-23	26.0	189	05/02/07	79.05	63.5
Strait of Georgia	SG-ES-5	English Sole	WBC	2838-24	26.7	192	05/02/07	78.61	72.8
Strait of Georgia	SG-RF-1	Spotted Ratfish	WBC	2838-29	27.9	115	05/02/07	80.14	29.2
Strait of Georgia	SG-RF-2	Spotted Ratfish	WBC	2838-30	35.6	320	05/02/07	72.01	35.8
Strait of Georgia	SG-RF-3	Spotted Ratfish	WBC	2838-31	48.3	770	05/02/07	66.36	17.0
Strait of Georgia	SG-SC-COMP	Sea cucumber (6)	COMP	2838-32		290	05/02/07	92.30	55.2
Hood Canal	HC-ES-1	English Sole	WBC	2838-33	22.9	131	05/03/07	82.09	77.6
Hood Canal	HC-ES-2	English Sole	WBC	2838-34	22.9	133	05/03/07	79.72	59.0
Hood Canal	HC-ES-3	English Sole	WBC	2838-35	26.7	220	05/03/07	78.81	63.8
Hood Canal	HC-RS-1	Rock sole	WBC	2838-36	31.8	460	05/03/07	77.93	67.0
Hood Canal	HC-RF-1	Spotted Ratfish	WBC	2838-37	39.4	480	05/03/07	74.37	27.7
Hood Canal	HC-RF-2	Spotted Ratfish	WBC	2838-38	38.1	340	05/03/07	72.96	19.7
Hood Canal	HC-RF-3	Spotted Ratfish	WBC	2838-39	42.5	450	05/03/07	72.39	26.2
Hood Canal	HC-SP1	Shiner perch	WBC	2838-40	9.53	16	05/03/07	72.16	123
Hood Canal	HC-SP2	Shiner perch	WBC	2838-41	10.2	20	05/03/07	65.95	100
Hood Canal	HC-GC-1	Graceful Crab	WBC	2838-43	10.2	237	05/03/07	80.86	80.6
Elliott Bay	EB-ES-1/2	English Sole (2)	COMP	2838-45-46	15.8	44	05/16/07	78.56	85.8
Elliott Bay	EB-ES-3	English Sole	WBC	2838-47	26.0	157	05/16/07	80.28	84.7
Elliott Bay	EB-RF-1	Spotted Ratfish	WBC	2838-48	40.6	350	05/16/07	73.57	23.7
Elliott Bay	EB-RF-2	Spotted Ratfish	WBC	2838-49	41.9	370	05/16/07	72.77	28.0
Elliott Bay	EB-RF-3	Spotted Ratfish	WBC	2838-50	53.3	810	05/16/07	72.89	25.0
Eagle Harbor	EH-ES-2	English Sole	WBC	2838-52	35.6	420	05/19/07	82.65	105
Eagle Harbor	EH-ES-3	English Sole	WBC	2838-53	22.2	89	05/19/07	76.62	93.3
Eagle Harbor	EH-ES-4	English Sole	WBC	2838-54	27.3	199	05/19/07	78.31	85.1
Eagle Harbor	EH-RF-1	Spotted Ratfish	WBC	2838-55	33.0	230	05/19/07	73.50	28.3
Eagle Harbor	EH-RF-2	Spotted Ratfish	WBC	2838-56	38.1	380	05/19/07	76.61	25.8
Eagle Harbor	EH-RF-3	Spotted Ratfish	WBC	2838-57	50.8	760	05/19/07	68.32	26.5
Sinclair Inlet	SI-ES-1	English Sole	WBC	2838-58	29.2	330	05/17/07	77.81	64.6
Sinclair Inlet	SI-ES-2	English Sole	WBC	2838-59	29.2	330	05/17/07	80.65	66.2
Sinclair Inlet	SI-ES-4	English Sole	WBC	2838-61	25.4	192	05/17/07	59.34	72.2
Sinclair Inlet	SI-ES-6	English Sole	WBC	2838-63	25.4	178	05/17/07	79.69	69.1
Sinclair Inlet	SI-ES-7	English Sole	WBC	2838-64	25.4	179	05/17/07	79.49	96.5
Sinclair Inlet	SI-ES-8	English Sole	WBC	2838-65	29.2	261	05/17/07	79.29	77.7
Sinclair Inlet	SI-RS-1/2	Rock sole (2)	COMP	2838-67-68	10.2	23	05/17/07	75.72	70.0
Sinclair Inlet	SI-RS-3	Rock sole	WBC	2838-69	27.3	320	05/17/07	78.88	77.8
Sinclair Inlet	SI-RS-4	Rock sole	WBC	2838-70	26.7	220	05/17/07	78.83	111
Sinclair Inlet	SI-SS-1	Sand sole	WBC	2838-71	25.4	270	05/17/07	78.34	75.6
Sinclair Inlet	SI-SS-2	Sand sole	WBC	2838-72	27.3	290	05/17/07	77.87	81.2
Sinclair Inlet	SI-SS-3	Sand sole	WBC	2838-73	29.8	320	05/17/07	78.95	77.6

Client Code	Client Code			Units = µg/g dry weight					
Station	PSAMP Code	Organism	Sample Type	MSL Code	Length (cm)	Weight (g)	Collection Date	Percent Moisture	Zn
Laboratory Achieved Method Detection Limits									0.1
Reporting Limit (MDL* 3.18)									0.3
Sinclair Inlet	SI-SSc-1/2	Staghorn sculpin (2)	COMP	2838-77-78	14.9	48	05/17/07	79.34	73.4
Sinclair Inlet	SI-SSc-3/5	Staghorn sculpin (2)	COMP	2838-79-81	14.3	53	05/17/07	79.97	63.3
Sinclair Inlet	SI-SSc-4/6	Staghorn sculpin (2)	COMP	2838-80-82	16.2	75	05/17/07	80.49	65.5
Sinclair Inlet	SI-RF-1	Spotted Ratfish	WBC	2838-83	41.3	550	05/17/07	67.33	23.1
Sinclair Inlet	SI-RF-2	Spotted Ratfish	WBC	2838-84	36.8	380	05/17/07	73.39	22.7
Sinclair Inlet	SI-SP-4/5	Shiner perch (2)	COMP	2838-88-89	7.62	13	05/17/07	75.53	125
Sinclair Inlet	SI-SP-6/2	Shiner perch (2)	COMP	2838-90-86	6.67	11	05/17/07	75.32	119
Sinclair Inlet	SI-SP-7/3	Shiner perch (2)	COMP	2838-91-87	7.3	11	05/17/07	74.88	99.5
Sinclair Inlet	SI-GC-2/6	Graceful Crab (2)	COMP	2838-93-97	7.62	103	05/17/07	71.25	152
Sinclair Inlet	SI-GC-3/4	Graceful Crab (2)	COMP	2838-94-95	6.99	67	05/17/07	66.40	97.6
Sinclair Inlet	SI-GC-7/1	Graceful Crab (2)	COMP	2838-98-92	6.67	60	05/17/07	45.15	142
Sinclair Inlet	SI-GC-5/8	Graceful Crab (2)	COMP	2838-96-99	7.62	92	05/17/07	69.11	105
Sinclair Inlet	SI-SC-COMP	Sea cucumber (6)	COMP	2838-100		4100	05/17/07	90.48	72.7
Port Gardner	PG-ES-1	English Sole	WBC	2838-101	24.8	158	05/29/07	80.77	81.2
Port Gardner	PG-ES-2	English Sole	WBC	2838-102	21.6	101	05/29/07	79.18	72.0
Port Gardner	PG-ES-3	English Sole	WBC	2838-103	24.8	128	05/29/07	80.05	78.0
Nisqually	NIS-ES-1	English Sole	WBC	2838-104	25.4	166	05/30/07	79.33	80.4
Nisqually	NIS-ES-2	English Sole	WBC	2838-105	26.7	214	05/30/07	78.48	83.7
Nisqually	NIS-ES-3	English Sole	WBC	2838-106	30.5	290	05/30/07	78.39	66.9
Nisqually	NIS-RF-1	Spotted Ratfish	WBC	2838-107	48.3	620	05/30/07	68.79	22.5
Nisqually	NIS-RF-2	Spotted Ratfish	WBC	2838-108	40.6	430	05/30/07	67.47	24.3
Nisqually	NIS-RF-3	Spotted Ratfish	WBC	2838-109	38.1	450	05/30/07	70.65	28.0
Commencement Bay	CB-ES-1	English Sole	WBC	2838-110	22.9	145	05/31/07	78.50	78.9
Commencement Bay	CB-ES-2	English Sole	WBC	2838-111	24.8	157	05/31/07	76.32	79.5
Commencement Bay	CB-ES-3	English Sole	WBC	2838-112	24.8	162	05/31/07	76.84	74.3
Commencement Bay	CB-RF-1	Spotted Ratfish	WBC	2838-113	40.6	320	05/31/07	69.83	19.9
Commencement Bay	CB-RF-2	Spotted Ratfish	WBC	2838-114	38.7	350	05/31/07	71.46	20.6
Commencement Bay	CB-RF-3	Spotted Ratfish	WBC	2838-115	38.7	390	05/31/07	69.42	20.8
Duwamish	DU-ES-1	English Sole	WBC	2838-116	17.8	75	05/18/07	77.05	75.5
Duwamish	DU-ES-2	English Sole	WBC	2838-117	21.6	96	05/18/07	79.68	80.2
Duwamish	DU-ES-3	English Sole	WBC	2838-118	26.0	156	05/18/07	77.00	75.6
Admiralty Inlet	DF-EM-1	Dogfish 1	EM	2838-126		410	09/19/07	47.03	24.5
Admiralty Inlet	DF-EM-2	Dogfish 2	EM	2838-127		440	09/19/07	47.13	23.1
Admiralty Inlet	DF-LV-1	Dogfish 1	LV	2838-132		498	09/19/07	44.79	38.7
Admiralty Inlet	DF-LV-2	Dogfish 2	LV	2838-133		260	09/19/07	47.05	25.2
Admiralty Inlet	DF-DIG-1	Dogfish 1	DIG	2838-138		319	09/19/07	77.33	194
Admiralty Inlet	DF-DIG-2	Dogfish 2	DIG	2838-139		194	09/19/07	78.84	83.6
Admiralty Inlet	DF-SWC-1	Dogfish 1	SWC	2838-174			09/19/07	62.81	11.7
Admiralty Inlet	DF-SWC-2	Dogfish 2	SWC	2838-175			09/19/07	71.19	14.1
Admiralty Inlet	DF-WBWC-1	Dogfish 1	WBWC	2838-177	110.5	5400	09/19/07	60.24	21.4
Admiralty Inlet	DF-WBWC-3	Dogfish 3	WBWC	2838-179	93.03	3140	09/19/07	63.30	13.8
Admiralty Inlet	DF-WBWC-2	Dogfish 2	WBWC	2838-178	104.8	4290	09/19/07	64.17	17.7
Admiralty Inlet	DF-EM-4	Dogfish 4	EM	2838-129		188	09/19/07	47.41	29.8
Admiralty Inlet	DF-EM-6	Dogfish 6	EM	2838-131		322	09/19/07	43.67	25.8
Admiralty Inlet	DF-LV-4	Dogfish 4	LV	2838-135		790	09/19/07	22.82	19.8
Admiralty Inlet	DF-LV-6	Dogfish 6	LV	2838-137		434	09/19/07	68.07	25.3
Admiralty Inlet	DF-DIG-4	Dogfish 4	DIG	2838-141		320	09/19/07	84.41	321
Admiralty Inlet	DF-DIG-6	Dogfish 6	DIG	2838-143		327	09/19/07	82.94	217
Admiralty Inlet	DF-SWC-6	Dogfish 6	SWC	2838-176			09/19/07	64.77	10.9
Admiralty Inlet	DF-WBWC-4	Dogfish 4	WBWC	2838-180	111.1	5420	09/19/07	59.64	39.2
Admiralty Inlet	DF-WBWC-5	Dogfish 5	WBWC	2838-181	93.98	3020	09/19/07	58.97	16.4
Admiralty Inlet	DF-WBWC-6	Dogfish 6	WBWC	2838-182	98.11	4090	09/19/07	62.97	49.9
Admiralty Inlet	DF-SWC-4	Dogfish 4	SWC	2838-183			09/19/07	70.16	10.9

BATTELLE MARINE SCIENCE LABORATORIES
1529 West Sequim Bay Road
Sequim, Washington 98382-9099
360/681-4564

**ENVVEST, SINCLAIR AND DYES INLET BIOTA STUDY
2007 PSAMP Trawl Biota
Metals in Whole Organisms and Dogfish Parts**

Data Qualifiers

- c Exceeds DQO but meets contingency criteria of either:
 - 1 SRM certified <10x MDL
 - 2 Insufficient spiking level relative to native sample concentrations
 - 3 Sample concentration <10x MDL
- U Analyte not detected at or above the MDL, MDL reported
- J Analyte detected above the MDL, but less than the RL
- Not analyzed
- NA Not applicable/available
- N Spiked sample recovery outside QC criterion of 70-130%
& Accuracy result outside QC criterion of $\leq 20\%$ PD
 - * Precision result outside QC criterion of <30%
- NS Sample not spiked for this analyte
- B Analyte detected in the method blank > RL
and sample concentration < 10 times detected blank value
- b Data are blank corrected using the batch specific procedural blank

Legend

- WBC Whole Body Composite of one organism
 - COMP Composite of several organisms
 - EM Embryos
 - LV Liver
 - DIG Digestive tract + gut contents
 - SWC Section weighted composite
 - WBWC Whole body weighted composite
- Weight and length of multiple organism composites are given as the average of individuals incorporated into the com

Field Data Summary: PCBs in Biota Tissue

Wet Weight Basis

BATTELLE MARINE SCIENCE LABORATORIES
 1529 West Sequim Bay Road
 Sequim, Washington 98382-9099
 360/681-4564

SINCLAIR AND DYES INLET
2007 PSAMP Trawl Biota
PCBs in Whole Organisms

Sample Name:	V-ES-5	V-ES-6	V-ES-8	V-RS-1	V-RS-2	V-RS-3
Station:	Vendovi	Vendovi	Vendovi	Vendovi	Vendovi	Vendovi
Organism ID:	ES	ES	ES	RS	RS	RS
Batch ID:	08-0004	08-0004	08-0004	08-0004	08-0004	08-0004
Sample Weight (g):	30.01	30.34	31.04	30.18	30	30.36
%Moisture	81.41	82.21	77.36	78.21	78.77	79.70
%Lipids	0.65	0.49	1.47	0.63	0.48	0.75
Collection Date:	05/01/2007	05/01/2007	05/01/2007	05/01/2007	05/01/2007	05/01/2007
Extraction Date:	01/10/2008	01/10/2008	01/10/2008	01/10/2008	01/10/2008	01/10/2008
Analysis Date:	01/28/2008	01/29/2008	01/30/2008	01/29/2008	01/29/2008	01/30/2008
Units (wet wt):	ng/g WET	ng/g WET	ng/g WET	ng/g WET	ng/g WET	ng/g WET
Cl2(8)	0.02 J	0.05 U	0.05 U	0.05 U	0.05 U	0.05 U
Cl3(18)	0.02 J	0.06 U	0.04	0.06 U	0.06 U	0.06 U
Cl3(28)	0.07	0.03	0.05	0.06 U	0.06 U	0.06 U
Cl4(44)	0.03	0.02 J	0.05	0.12 U	0.12 U	0.12 U
Cl4(52)	0.09	0.05	0.13	0.12 U	0.06	0.12 U
Cl4(66)	0.06	0.02 J	0.06	0.07 U	0.05	0.09
Cl4(77)	0.05 U	0.05 U	0.05 U	0.05 U	0.05 U	0.05 U
Cl5(101)	0.22	0.10	0.23	0.11	0.11	0.1
Cl5(105)	0.07	0.05 U	0.07	0.08	0.05 U	0.06
Cl5(118)	0.22	0.08	0.18	0.20	0.18	0.24
Cl5(126)	0.07 U	0.07 U	0.07 U	0.07 U	0.07 U	0.07 U
Cl6(128)	0.05	0.02 J	0.07	0.07	0.06	0.07
Cl6(138)	0.35	0.13	0.32	0.29	0.28	0.38
Cl6(153)	0.66	0.24	0.58	0.47	0.49	0.71
Cl7(170)	0.09	0.03	0.07	0.07	0.06	0.10
Cl7(187)	0.30	0.12	0.23	0.11	0.15	0.13
Cl7(188)	0.02 U	0.02 U	0.02 U	0.02 U	0.02 U	0.02 U
Cl8(195)	0.05 U	0.05 U	0.05 U	0.05 U	0.05 U	0.05 U
Cl8(200)	0.04 U	0.04 U	0.04 U	0.04 U	0.04 U	0.04 U
Cl9(206)	0.06	0.04 U	0.03	0.04 U	0.04 U	0.04 U
Cl10(209)	0.03	0.07 U	0.02 J	0.07 U	0.07 U	0.07 U
Total PCBs	5.14	2.68	4.82	4.44	4.24	5.26
LOC 1	0.08 U	0.02 J	0.08 U	0.08 U	0.08 U	0.08 U
LOC 2	0.05 J	0.52 U	0.52 U	0.52 U	0.52 U	0.52 U
LOC 3	0.24 J	0.07 J	0.22 J	0.75 U	0.75 U	0.75 U
LOC 4	0.45 J	0.2 J	0.58 J	1.63 U	0.15 J	0.19 J
LOC 5	1.15	0.42 J	1.17	0.63 J	0.58 J	0.76
LOC 6	1.82	0.64 J	1.67	1.03	1.15	1.37
LOC 7	1.07	0.43 J	0.86	0.42 J	0.54 J	0.68
LOC 8	0.34	0.51 U	0.12 J	0.51 U	0.51 U	0.51 U
LOC 9	0.08 J	0.16 U	0.03 J	0.16 U	0.16 U	0.16 U
Total PCBs	5.28	2.97	5.25	5.73	4.44	5.02
Cl3(34)	80	41	64	93	76	94
Cl6(152)	82	42	67	83	74	82

BATTELLE MARINE SCIENCE LABORATORIES
 1529 West Sequim Bay Road
 Sequim, Washington 98382-9099
 360/681-4564

SINCLAIR AND DYES INLET
2007 PSAMP Trawl Biota
PCBs in Whole Organisms

Sample Name:	V-SSc-1	V-SSc-2	V-SSc-3	SG-ES-3
Station:	Vendovi	Vendovi	Vendovi	Strait of Georgia
Organism ID:	STS	STS	STS	ES
Batch ID:	08-0004	08-0004	08-0004	08-0004
Sample Weight (g):	30.34	30.14	31.02	30.92
%Moisture	80.46	79.46	80.10	79.46
%Lipids	0.64	0.84	0.95	1.81
Collection Date:	05/01/2007	05/01/2007	05/01/2007	05/02/2007
Extraction Date:	01/10/2008	01/10/2008	01/10/2008	01/10/2008
Analysis Date:	01/29/2008	01/29/2008	01/29/2008	01/29/2008
Units (wet wt):	ng/g WET	ng/g WET	ng/g WET	ng/g WET
Cl2(8)	0.04	0.05 U	0.05 U	0.02 J
Cl3(18)	0.04	0.02 J	0.06 U	0.05
Cl3(28)	0.05	0.08	0.04	0.11
Cl4(44)	0.04	0.04	0.03	0.10
Cl4(52)	0.07	0.14	0.06	0.24
Cl4(66)	0.05	0.14	0.06	0.15
Cl4(77)	0.05 U	0.05 U	0.05 U	0.05 U
Cl5(101)	0.17	0.34	0.19	0.49
Cl5(105)	0.09	0.28	0.11	0.15
Cl5(118)	0.20	0.54	0.26	0.44
Cl5(126)	0.07 U	0.07 U	0.07 U	0.07 U
Cl6(128)	0.07	0.19	0.10	0.13
Cl6(138)	0.34	0.81	0.42	0.60
Cl6(153)	0.63	1.24	0.79	1.10
Cl7(170)	0.07	0.17	0.07	0.13
Cl7(187)	0.19	0.37	0.22	0.40
Cl7(188)	0.02 U	0.02 U	0.02 U	0.02 U
Cl8(195)	0.05 U	0.05 U	0.05 U	0.05 U
Cl8(200)	0.04 U	0.04 U	0.04 U	0.04 U
Cl9(206)	0.04 U	0.04 U	0.04 U	0.07
Cl10(209)	0.07 U	0.07 U	0.07 U	0.07 U
Total PCBs	4.78	9.50	5.60	8.96
LOC 1	0.08 U	0.08 U	0.08 U	0.08 U
LOC 2	0.12 J	0.52 U	0.05 J	0.02 J
LOC 3	0.22 J	0.19 J	0.07 J	0.38 J
LOC 4	0.35 J	0.75 J	0.31 J	1.34
LOC 5	1.15	2.35	1.17	2.63
LOC 6	1.57	3.51	1.87	3.35
LOC 7	0.69	1.41	0.83	1.52
LOC 8	0.51 U	0.15 J	0.08 J	0.32
LOC 9	0.16 U	0.16 U	0.16 U	0.07 J
Total PCBs	4.85	9.12	4.62	9.71
Cl3(34)	60	69	60	56
Cl6(152)	64	69	59	57

BATTELLE MARINE SCIENCE LABORATORIES
 1529 West Sequim Bay Road
 Sequim, Washington 98382-9099
 360/681-4564

SINCLAIR AND DYES INLET
2007 PSAMP Trawl Biota
PCBs in Whole Organisms

Sample Name:	SG-ES-4	SG-ES-5	HC-GC-1	SI-ES-1	SI-ES-2
Station:	Strait of Georgia	Strait of Georgia	Hood Canal	Sinclair Inlet	Sinclair Inlet
Organism ID:	ES	ES	GC	ES	ES
Batch ID:	08-0004	08-0004	08-0004	08-0004	08-0004
Sample Weight (g):	30.34	30.2	30.46	30.78	30.74
%Moisture	79.05	78.61	80.86	77.81	80.65
%Lipids	1.18	1.98	0.41	2.23	2.20
Collection Date:	05/02/2007	05/02/2007	05/03/2007	05/17/2007	05/17/2007
Extraction Date:	01/10/2008	01/10/2008	01/10/2008	01/10/2008	01/10/2008
Analysis Date:	01/30/2008	01/29/2008	01/29/2008	01/30/2008	01/30/2008
Units (wet wt):	ng/g WET	ng/g WET	ng/g WET	ng/g WET	ng/g WET
Cl2(8)	0.05 U	0.02 J	0.05 U	0.05	0.04
Cl3(18)	0.06 U	0.06 U	0.06 U	0.18	0.17
Cl3(28)	0.06 U	0.06 U	0.06 U	0.41	0.49
Cl4(44)	0.12 U	0.12 U	0.12 U	0.59	0.63
Cl4(52)	0.14	0.19	0.12 U	2.00	2.68
Cl4(66)	0.11	0.13	0.07 U	1.17	1.53
Cl4(77)	0.05 U	0.05 U	0.05 U	0.06	0.02 J
Cl5(101)	0.33	0.38	0.21	4.51 D	5.88 D
Cl5(105)	0.11	0.13	0.08	2.19	2.80
Cl5(118)	0.31	0.37	0.19	6.40 D	7.89 D
Cl5(126)	0.07 U	0.07 U	0.07 U	0.07 U	0.07 U
Cl6(128)	0.09	0.11	0.08	2.12	2.52
Cl6(138)	0.46	0.49	0.34	5.82 D	7.72 D
Cl6(153)	0.84	0.86	0.51	10.03 D	13.98 D
Cl7(170)	0.11	0.13	0.06	2.33	3.41
Cl7(187)	0.32	0.33	0.16	6.65	4.82 D
Cl7(188)	0.02 U	0.02 U	0.02 U	0.03	0.04
Cl8(195)	0.05 U	0.05 U	0.05 U	0.46	0.61
Cl8(200)	0.04 U	0.04 U	0.04 U	0.18	0.20
Cl9(206)	0.07	0.04 U	0.04 U	1.82	3.66
Cl10(209)	0.03	0.07 U	0.07 U	0.53	1.00
Total PCBs	6.88	7.44	4.90	95.2	120.32
LOC 1	0.08 U	0.08 U	0.08 U	0.08 U	0.08 U
LOC 2	0.52 U	0.02 J	0.52 U	0.05 J	0.06 J
LOC 3	0.75 U	0.75 U	0.75 U	0.98	1.21
LOC 4	0.57 J	0.74 J	1.63 U	9.74	12.37
LOC 5	1.75	2.20	0.76	37.17	41.07
LOC 6	2.48	2.73	1.55	43.68	54.44
LOC 7	1.18	1.27	0.58 J	28.47	32.37
LOC 8	0.15 J	0.12 J	0.51 U	9.26	14.62
LOC 9	0.07 J	0.16 U	0.16 U	2.41	4.58
Total PCBs	7.55	8.07	6.54	131.84	160.8
Cl3(34)	75	59	92	76	70
Cl6(152)	62	55	83	76	74

BATTELLE MARINE SCIENCE LABORATORIES
 1529 West Sequim Bay Road
 Sequim, Washington 98382-9099
 360/681-4564

SINCLAIR AND DYES INLET
2007 PSAMP Trawl Biota
PCBs in Whole Organisms

Sample Name:	SI-ES-4	SI-ES-6	SI-ES-7	SI-ES-8	SI-RS-3
Station:	Sinclair Inlet	Sinclair Inlet	Sinclair Inlet	Sinclair Inlet	Sinclair Inlet
Organism ID:	ES	ES	ES	ES	RS
Batch ID:	08-0004	08-0004	08-0004	08-0004	08-0004
Sample Weight (g):	30.2	30.29	31.18	30.34	30.16
%Moisture	59.34	79.69	79.49	79.29	78.88
%Lipids	1.01	1.18	1.05	1.54	0.71
Collection Date:	05/17/2007	05/17/2007	05/17/2007	05/17/2007	05/17/2007
Extraction Date:	01/10/2008	01/10/2008	01/10/2008	01/10/2008	01/10/2008
Analysis Date:	01/29/2008	01/30/2008	01/30/2008	01/30/2008	01/29/2008
Units (wet wt):	ng/g WET	ng/g WET	ng/g WET	ng/g WET	ng/g WET
Cl2(8)	0.04	0.02 J	0.02 J	0.04	0.05 U
Cl3(18)	0.09	0.07	0.06 U	0.19	0.06 U
Cl3(28)	0.23	0.17	0.06 U	0.50	0.06 U
Cl4(44)	0.30	0.22	0.21	0.80	0.12 U
Cl4(52)	1.24	0.83	0.82	2.68	0.32
Cl4(66)	0.73	0.52	0.50	1.48	0.23
Cl4(77)	0.05 U	0.02 J	0.05 U	0.05 U	0.05 U
Cl5(101)	2.58 D	4.92	5.41	4.85 D	0.97
Cl5(105)	1.35	1.22	1.36	2.69	0.32
Cl5(118)	4.56	4.31	4.67	6.21 D	1.26
Cl5(126)	0.07 U	0.07 U	0.07 U	0.07 U	0.07 U
Cl6(128)	1.29	1.32	2.19	2.54	0.30
Cl6(138)	3.20 D	3.48 D	5.36 D	6.06 D	1.63
Cl6(153)	6.48 D	6.94 D	9.6 D	11.71 D	2.98
Cl7(170)	1.26	1.40	2.71	2.79	0.26
Cl7(187)	4.08	4.30	4.76 D	4.28 D	1.03
Cl7(188)	0.02 J	0.02 J	0.08	0.05	0.02 U
Cl8(195)	0.24	0.28	0.75	0.56	0.05 U
Cl8(200)	0.11	0.12	0.29	0.25	0.04 U
Cl9(206)	0.8	1.06	2.28	2.01	0.16
Cl10(209)	0.34	0.37	0.96	0.73	0.09
Total PCBs	58.12	63.32	84.42	101.08	20.14
LOC 1	0.08 U	0.08 U	0.08 U	0.08 U	0.08 U
LOC 2	0.05 J	0.02 J	0.08 J	0.04 J	0.52 U
LOC 3	0.75	0.37 J	0.75 U	1.22	0.75 U
LOC 4	5.99	4.09	4.29	12.4	1.21
LOC 5	23.01	24.19	27.6	35.62	4.96
LOC 6	27.25	28.31	40.29	50.48	7.99
LOC 7	16.69	17.77	29.37	27.41	3.70
LOC 8	4.76	5.62	14.49	11.19	0.98
LOC 9	1.17	1.46	3.45	2.86	0.22
Total PCBs	79.75	81.91	120.4	141.3	20.41
Cl3(34)	63	74	94	73	92
Cl6(152)	67	73	89	72	78

BATTELLE MARINE SCIENCE LABORATORIES
 1529 West Sequim Bay Road
 Sequim, Washington 98382-9099
 360/681-4564

SINCLAIR AND DYES INLET
2007 PSAMP Trawl Biota
PCBs in Whole Organisms

Sample Name:	V-SP-1	V-SP-2	V-SP-3	HC-SP1	HC-SP2
Station:	Vendovi	Vendovi	Vendovi	Hood Canal	Hood Canal
Organism ID:	SP	SP	SP	SP	SP
Batch ID:	08-0013	08-0013	08-0013	08-0013	08-0013
Sample Weight (g):	7.47	7.45	7.56	8.07	10.17
%Moisture	76.72	77.81	75.87	72.16	65.95
%Lipids	4.15	2.79	3.98	5.35	6.71
Collection Date:	05/01/2007	05/01/2007	05/01/2007	05/03/2007	05/03/2007
Extraction Date:	01/22/2008	01/22/2008	01/22/2008	01/22/2008	01/22/2008
Analysis Date:	02/05/2008	02/05/2008	02/05/2008	02/05/2008	02/05/2008
Units (wet wt):	ng/g WET	ng/g WET	ng/g WET	ng/g WET	ng/g WET
Cl2(8)	0.12 J	0.05 U	0.16 J	0.21 J	0.06 J
Cl3(18)	0.12 J	0.06 U	0.15 J	0.26	0.06 U
Cl3(28)	0.21 J	0.13 J	0.34	0.29	0.06 U
Cl4(44)	0.17 J	0.11 J	0.27	0.18 J	0.10 J
Cl4(52)	0.52	0.32	0.73	0.57	0.35
Cl4(66)	0.19 J	0.16 J	0.48	0.14 J	0.10 J
Cl4(77)	0.05 U	0.05 U	0.08 J	0.05 J	0.05 U
Cl5(101)	1.06	0.84	1.23	2.61	1.62
Cl5(105)	0.38	0.31	0.39	0.61	0.38
Cl5(118)	1.58	1.42	1.84	3.74	2.62
Cl5(126)	0.07 U	0.07 U	0.07 U	0.07 U	0.07 U
Cl6(128)	0.18 J	0.18 J	0.23 J	0.36	0.28
Cl6(138)	0.92	0.93	1.02	2.61	2.27
Cl6(153)	1.63	1.67	1.68	4.79	4.57
Cl7(170)	0.17 J	0.15 J	0.18 J	0.58	0.47
Cl7(187)	0.48	0.53	0.52	1.62	1.51
Cl7(188)	0.02 U	0.02 J	0.02 U	0.02 U	0.02 U
Cl8(195)	0.05 U	0.05 U	0.05 U	0.05 J	0.08 J
Cl8(200)	0.04 U	0.04 U	0.04 U	0.04 U	0.04 U
Cl9(206)	0.04 U	0.04 U	0.04 U	0.19 J	0.17 J
Cl10(209)	0.07 U	0.07 U	0.07 U	0.09 J	0.06 J
Total PCBs	16.14	14.40	19.18	38.16	29.88
LOC 1	0.08 U	0.08 U	0.08 U	0.04 J	0.08 U
LOC 2	0.12 J	0.17 J	0.16 J	0.37 J	0.10 J
LOC 3	0.48 J	0.20 J	0.72 J	0.79 J	0.75 U
LOC 4	1.88 J	1.37 J	3.38 J	2.20 J	1.31 J
LOC 5	6.52	4.95 J	7.34	13.07	8.03
LOC 6	4.68 J	4.71 J	5.09 J	14.00	11.94
LOC 7	1.72 J	1.68 J	1.87 J	6.05	5.40
LOC 8	0.29 J	0.1 J	0.37 J	1.08 J	1.33 J
LOC 9	0.16 U	0.16 U	0.16 U	0.27 J	0.23 J
Total PCBs	15.93	13.42	19.17	37.87	29.17
Cl3(34)	77	61	66	47	58
Cl6(152)	80	72	69	45	49

BATTELLE MARINE SCIENCE LABORATORIES
 1529 West Sequim Bay Road
 Sequim, Washington 98382-9099
 360/681-4564

SINCLAIR AND DYES INLET
2007 PSAMP Trawl Biota
PCBs in Whole Organisms

Sample Name:	SI-RS-1_2	SI-RS-4	SI-SS-1	SI-SS-2	SI-SS-3
Station:	Sinclair Inlet	Sinclair Inlet	Sinclair Inlet	Sinclair Inlet	Sinclair Inlet
Organism ID:	RS	RS	SS	SS	SS
Batch ID:	08-0013	08-0013	08-0013	08-0013	08-0013
Sample Weight (g):	17.6	30	30.63	30.55	30.01
%Moisture	75.72	78.83	78.34	77.87	78.95
%Lipids	3.10	0.47	0.85	0.72	0.54
Collection Date:	05/17/2007	05/17/2007	05/17/2007	05/17/2007	05/17/2007
Extraction Date:	01/22/2008	01/22/2008	01/22/2008	01/22/2008	01/22/2008
Analysis Date:	02/12/2008	02/05/2008	02/13/2008	02/14/2008	02/14/2008
Units (wet wt):	ng/g WET	ng/g WET	ng/g WET	ng/g WET	ng/g WET
Cl2(8)	0.05 U	0.05 U	0.05 U	0.05 U	0.05 U
Cl3(18)	0.06 U	0.06 U	0.06 U	0.06 U	0.06 U
Cl3(28)	0.06 U	0.06 J	0.29	0.23	0.06 U
Cl4(44)	0.23	0.12 U	0.12	0.10	0.12 U
Cl4(52)	1.09	0.29	2.21	2.11	1.00
Cl4(66)	0.62	0.49	0.94	0.54	0.07 U
Cl4(77)	0.05 U	0.03 J	0.04	0.05 U	0.05 U
Cl5(101)	3.91	1.53	8.99	7.10	3.36
Cl5(105)	0.50	1.38	1.44	1.12	0.40
Cl5(118)	3.18	3.78 D	8.98	7.00	3.14
Cl5(126)	0.07 U	0.07 U	0.07 U	0.07 U	0.07 U
Cl6(128)	0.59	2.21	1.20	0.93	0.05 U
Cl6(138)	3.41	7.58 D	9.59	6.17	2.43
Cl6(153)	8.31	14.25 D	8.89 D	14.31	5.96
Cl7(170)	0.71	2.71	1.90	1.14	0.66
Cl7(187)	3.21	1.79	6.65	4.65	2.08
Cl7(188)	0.02 U	0.10	0.02 U	0.05	0.02 U
Cl8(195)	0.05 U	0.68	0.25	0.18	0.05 U
Cl8(200)	0.07 J	0.02 J	0.04 U	0.04 U	0.04 U
Cl9(206)	0.36	2.44	1.07	0.51	0.04 U
Cl10(209)	0.19	1.12	0.42	0.22	0.16
Total PCBs	53.48	81.52	106.44	93.26	39.74
LOC 1	0.08 U	0.08 U	0.08 U	0.08 U	0.08 U
LOC 2	0.52 U	0.52 U	0.52 U	0.52 U	0.52 U
LOC 3	0.75 U	0.06 J	0.50	0.55	0.75 U
LOC 4	4.37	1.91 J	7.96	7.01	2.47
LOC 5	19.7	15.78	43.49	32.36	13.83
LOC 6	25.66	33.36	45.28	39.06	16.25
LOC 7	11.17	17.8	24.66	15.94	8.19
LOC 8	3.28	9.36	7.76	3.96	0.79
LOC 9	0.62	3.15	1.65	0.78	0.16 U
Total PCBs	66.15	82.02	131.9	100.26	43.04
Cl3(34)	100	65	106	91	94
Cl6(152)	65	63	60	64	60

BATTELLE MARINE SCIENCE LABORATORIES
 1529 West Sequim Bay Road
 Sequim, Washington 98382-9099
 360/681-4564

SINCLAIR AND DYES INLET
2007 PSAMP Trawl Biota
PCBs in Whole Organisms

Sample Name:	SI-SSc-1_2	SI-SSc-3_5	SI-SSc-4_6	SI-SP-4_5	SI-SP-6_2
Station:	Sinclair Inlet	Sinclair Inlet	Sinclair Inlet	Sinclair Inlet	Sinclair Inlet
Organism ID:	STS	STS	STS	SP	SP
Batch ID:	08-0013	08-0013	08-0013	08-0013	08-0013
Sample Weight (g):	30.46	30.6	33.78	10.65	10.01
%Moisture	79.34	79.97	80.49	75.53	75.32
%Lipids	1.14	1.01	1.17	4.01	2.83
Collection Date:	05/17/2007	05/17/2007	05/17/2007	05/17/2007	05/17/2007
Extraction Date:	01/22/2008	01/22/2008	01/22/2008	01/22/2008	01/22/2008
Analysis Date:	02/14/2008	02/15/2008	02/14/2008	03/08/2008	02/12/2008
Units (wet wt):	ng/g WET	ng/g WET	ng/g WET	ng/g WET	ng/g WET
Cl2(8)	0.05 U	0.05 U	0.05 U	0.05 UT	0.05 U
Cl3(18)	0.06 U	0.06 U	0.06	0.05 T	0.06 U
Cl3(28)	0.06 U	0.07	0.12	0.17 T	0.29
Cl4(44)	0.12 U	0.15	0.16	0.19 T	0.12 U
Cl4(52)	0.42	0.65	0.59	1.19 T	1.29
Cl4(66)	0.20	0.21	0.22	0.18 T	0.18 J
Cl4(77)	0.05 U	0.05 U	0.01 J	0.07 T	0.03 J
Cl5(101)	1.66	2.38	1.69	5.80 T	4.96
Cl5(105)	0.38	0.54	0.41	1.16 T	0.75
Cl5(118)	2.78	3.49	2.43	5.32 T	4.89
Cl5(126)	0.07 U	0.07 U	0.07 U	0.07 UT	0.07 U
Cl6(128)	0.39	0.05 U	0.31	0.59 T	0.51
Cl6(138)	2.42	3.11	2.02	6.04 T	4.05
Cl6(153)	6.09	6.68	4.12	15.52 T	11.19
Cl7(170)	0.67	0.58	0.49	0.96 T	0.73
Cl7(187)	2.76	2.63	1.70	5.79 T	3.55
Cl7(188)	0.02 U	0.04	0.02 U	0.02 UT	0.02 U
Cl8(195)	0.09	0.14	0.08	0.05 UT	0.05 U
Cl8(200)	0.04 U	0.04 U	0.04 U	0.04 UT	0.04 U
Cl9(206)	0.50	0.34	0.28	0.72 T	0.37
Cl10(209)	0.17	0.13	0.09	0.34 T	0.23
Total PCBs	38.00	42.92	29.92	88.64	66.86
LOC 1	0.08 U	0.08 U	0.08 U	0.08 UT	0.08 U
LOC 2	0.52 U	0.52 U	0.52 U	0.15 T	0.52 U
LOC 3	0.75 U	0.07	0.24 J	0.56 T	0.29 J
LOC 4	1.36	2.12	1.94	3.35 T	3.87 J
LOC 5	10.47	14.07	9.60	24.89 T	21.67
LOC 6	17.44	18.91	12.83	36.28 T	27.61
LOC 7	9.62	9.05	6.49	16.75 T	11.43
LOC 8	3.08	2.54	2.05	5.43 T	2.69
LOC 9	0.72	0.54	0.41	1.17 T	0.62
Total PCBs	44.04	47.9	34.16	88.66	68.78
Cl3(34)	82	65	66	70	106
Cl6(152)	59	49	52	74	68

BATTELLE MARINE SCIENCE LABORATORIES
 1529 West Sequim Bay Road
 Sequim, Washington 98382-9099
 360/681-4564

SINCLAIR AND DYES INLET
2007 PSAMP Trawl Biota
PCBs in Whole Organisms

Sample Name:	SI-SP-7_3	SI-GC-2_6	SI-GC-3_4	SI-GC-7_1	SI-GC-5_8
Station:	Sinclair Inlet	Sinclair Inlet	Sinclair Inlet	Sinclair Inlet	Sinclair Inlet
Organism ID:	SP	GC	GC	GC	GC
Batch ID:	08-0013	08-0013	08-0013	08-0013	08-0013
Sample Weight (g):	9.07	31.73	30.43	30.81	30.07
%Moisture	74.88	71.25	66.40	45.15	69.11
%Lipids	3.16	0.92	0.94	0.92	1.00
Collection Date:	05/17/2007	05/17/2007	05/17/2007	05/17/2007	05/17/2007
Extraction Date:	01/22/2008	01/22/2008	01/22/2008	01/22/2008	01/22/2008
Analysis Date:	02/12/2008	03/08/2008	02/12/2008	03/08/2008	02/12/2008
Units (wet wt):	ng/g WET	ng/g WET	ng/g WET	ng/g WET	ng/g WET
Cl2(8)	0.05 U	0.05 UT	0.05 U	0.05 UT	0.05 U
Cl3(18)	0.19 J	0.06 UT	0.06 U	0.06 UT	0.06 U
Cl3(28)	0.34	0.22 T	0.13	0.13 T	0.12
Cl4(44)	0.60	0.30 T	0.12 U	0.12 UT	0.13
Cl4(52)	2.09	1.07 T	0.67	0.64 T	0.43
Cl4(66)	0.37	0.49 T	0.57	0.40 T	0.26
Cl4(77)	0.05 U	0.06 T	0.05 U	0.05 UT	0.05 U
Cl5(101)	7.09	3.90 T	2.93	2.74 T	1.44
Cl5(105)	1.00	0.80 T	0.58	0.56 T	0.26
Cl5(118)	5.76	3.69 T	2.91	2.67 T	1.40
Cl5(126)	0.07 U	0.07 UT	0.07 U	0.07 UT	0.07 U
Cl6(128)	0.60	0.49 T	0.43	0.46 T	0.24
Cl6(138)	4.91	3.38 T	2.22	3.00 T	1.25
Cl6(153)	12.38	6.21 T	5.10	6.12 T	2.46
Cl7(170)	0.96	0.57 T	0.51	0.58 T	0.25
Cl7(187)	3.82	2.31 T	2.24	2.35 T	1.22
Cl7(188)	0.02 U	0.02 UT	0.02 U	0.02 UT	0.03 J
Cl8(195)	0.05 U	0.05 UT	0.08	0.05 UT	0.05 U
Cl8(200)	0.04 U	0.11 T	0.06 J	0.04 UT	0.03 J
Cl9(206)	0.62	0.45 T	0.36	0.42 T	0.22
Cl10(209)	0.25	0.23 T	0.16	0.19 T	0.15
Total PCBs	82.52	49.06	38.64	41.44	20.34
LOC 1	0.08 U	0.08 UT	0.08 U	0.08 UT	0.08 U
LOC 2	0.52 U	0.52 UT	0.52 U	0.52 UT	0.52 U
LOC 3	0.82 J	0.38 T	0.22 J	0.22 T	0.18 J
LOC 4	7.02	3.87 T	2.43	1.88 T	1.63 J
LOC 5	31.08	17.13 T	12.16	12.08 T	7.32
LOC 6	34.03	19.68 T	17.04	17.71 T	9.25
LOC 7	13.53	9.25 T	7.76	8.96 T	4.28
LOC 8	3.12	2.62 T	2.11	2.68 T	1.39
LOC 9	0.80	0.65 T	0.50	0.56 T	0.36
Total PCBs	91	54.18	42.82	44.69	25.01
Cl3(34)	70	89	81	58	78
Cl6(152)	44	84	52	45	48

BATTELLE MARINE SCIENCE LABORATORIES
 1529 West Sequim Bay Road
 Sequim, Washington 98382-9099
 360/681-4564

SINCLAIR AND DYES INLET
2007 PSAMP Trawl Biota
PCBs in Whole Organisms

Sample Name:	V-SC-COMP	SG-RF-1	SG-RF-2	SG-RF-3	SG-SC-COMP
Station:	Vendovi	Strait of Georgia	Strait of Georgia	Strait of Georgia	Strait of Georgia
Organism ID:	SC	RF	RF	RF	SC
Batch ID:	08-0015	08-0015	08-0015	08-0015	08-0015
Sample Weight (g):	27.63	29.92	30.42	29.92	31.26
%Moisture	86.80	80.14	72.01	66.36	92.30
%Lipids	0.10	4.06	11.50	15.36	0.34
Collection Date:	05/01/2007	05/02/2007	05/02/2007	05/02/2007	05/02/2007
Extraction Date:	01/28/2008	01/28/2008	01/28/2008	01/28/2008	01/28/2008
Analysis Date:	02/16/2008	02/16/2008	02/16/2008	02/16/2008	02/16/2008
Units (wet wt):	ng/g WET	ng/g WET	ng/g WET	ng/g WET	ng/g WET
Cl2(8)	0.05 U	0.05 U	0.01 J	0.04 J	0.05 U
Cl3(18)	0.01 J	0.01 J	0.01 J	0.06 U	0.06 U
Cl3(28)	0.02 J	0.04 J	0.12	0.28	0.06 U
Cl4(44)	0.04 J	0.12 U	0.12 U	0.12 U	0.12 U
Cl4(52)	0.03 J	0.01 J	0.01 J	0.11	0.12 U
Cl4(66)	0.07 U	0.11	0.30	0.29	0.07 U
Cl4(77)	0.05 U	0.05 U	0.05 U	0.05 U	0.05 U
Cl5(101)	0.02 J	0.02 J	0.02 J	0.09	0.06
Cl5(105)	0.05 U	0.15	0.29	0.46	0.05 U
Cl5(118)	0.04 J	0.66	1.45	1.17	0.09
Cl5(126)	0.07 U	0.07 U	0.07 U	0.07 U	0.07 U
Cl6(128)	0.05 U	0.18	0.29	0.46	0.05 U
Cl6(138)	0.03 J	0.78	1.29	1.97	0.15
Cl6(153)	0.06 J	1.31	1.97	3.43	0.27
Cl7(170)	0.04 U	0.20	0.33	0.43	0.04 U
Cl7(187)	0.03 J	0.02 J	0.05 J	0.14	0.13
Cl7(188)	0.02 U	0.02 U	0.02 U	0.02 U	0.02 U
Cl8(195)	0.05 U	0.04 J	0.08	0.05 U	0.05 U
Cl8(200)	0.04 U	0.04 U	0.04 U	0.04 U	0.04 U
Cl9(206)	0.04 U	0.08	0.17	0.18	0.04 U
Cl10(209)	0.07 U	0.03 J	0.07	0.06 J	0.07 U
Total PCBs	1.76	7.98	13.52	19.04	3.32
LOC 1	0.08 U	0.08 U	0.08 U	0.08 U	0.08 U
LOC 2	0.52 U	0.52 U	0.01 J	0.04 J	0.52 U
LOC 3	0.07 J	0.06 J	0.17 J	0.50 J	0.75 U
LOC 4	0.12 J	0.31 J	0.81 J	1.61 J	1.63 U
LOC 5	0.11 J	1.34 J	2.83	3.06	0.30 J
LOC 6	0.15 J	2.70	4.23	6.71	0.62 J
LOC 7	0.07 J	1.14 J	1.78	2.29	0.34 J
LOC 8	0.51 U	0.31 J	0.55 J	0.51 U	0.51 U
LOC 9	0.16 U	0.10 J	0.20 J	0.18 J	0.16 U
Total PCBs	1.79	6.56	10.66	14.98	4.91
Cl3(34)	64	60	54	80	78
Cl6(152)	70	55	51	88	96

BATTELLE MARINE SCIENCE LABORATORIES
 1529 West Sequim Bay Road
 Sequim, Washington 98382-9099
 360/681-4564

SINCLAIR AND DYES INLET
2007 PSAMP Trawl Biota
PCBs in Whole Organisms

Sample Name:	HC-ES-1	HC-ES-2	HC-ES-3	HC-RS-1
Station:	Hood Canal	Hood Canal	Hood Canal	Hood Canal
Organism ID:	ES	ES	ES	RS
Batch ID:	08-0015	08-0015	08-0015	08-0015
Sample Weight (g):	30.79	30.26	30.27	30.05
%Moisture	82.09	79.72	78.81	77.93
%Lipids	0.52	1.69	1.63	0.79
Collection Date:	05/03/2007	05/03/2007	05/03/2007	05/03/2007
Extraction Date:	01/28/2008	01/28/2008	01/28/2008	01/28/2008
Analysis Date:	02/16/2008	02/16/2008	02/17/2008	02/17/2008
Units (wet wt):	ng/g_WET	ng/g_WET	ng/g_WET	ng/g_WET
Cl2(8)	0.05 U	0.05 U	0.01 J	0.05 U
Cl3(18)	0.06 U	0.06 U	0.03 J	0.06 U
Cl3(28)	0.02 J	0.06 J	0.07	0.03 J
Cl4(44)	0.12 U	0.06 J	0.09	0.12 U
Cl4(52)	0.03 J	0.16	0.25	0.09
Cl4(66)	0.02 J	0.09	0.12	0.04 J
Cl4(77)	0.05 U	0.05 U	0.05 U	0.05 U
Cl5(101)	0.12	0.44	0.72	0.18
Cl5(105)	0.05 U	0.16	0.21	0.08
Cl5(118)	0.13	0.53	0.77	0.32
Cl5(126)	0.07 U	0.07 U	0.07 U	0.07 U
Cl6(128)	0.04 J	0.15	0.16	0.12
Cl6(138)	0.27	0.88	1.13	0.67
Cl6(153)	0.56	1.72	2.33	1.16
Cl7(170)	0.09	0.20	0.26	0.12
Cl7(187)	0.27	0.72	0.89	0.38
Cl7(188)	0.02 U	0.02 U	0.02 U	0.02 U
Cl8(195)	0.05 U	0.05 U	0.05 U	0.05 U
Cl8(200)	0.04 U	0.04 U	0.04 U	0.04 U
Cl9(206)	0.04 J	0.09	0.13	0.09
Cl10(209)	0.04 J	0.03 J	0.05 J	0.03 J
Total PCBs	4.28	11.26	14.90	7.54
LOC 1	0.08 U	0.08 U	0.08 U	0.08 U
LOC 2	0.52 U	0.52 U	0.01 J	0.52 U
LOC 3	0.02 J	0.11 J	0.19 J	0.06 J
LOC 4	0.09 J	0.71 J	1.07 J	0.30 J
LOC 5	0.48 J	2.56	3.98	1.07 J
LOC 6	1.26 J	4.61	6.57	2.63
LOC 7	0.91 J	2.52	3.22	1.51
LOC 8	0.51 U	0.67 J	0.96	0.47 J
LOC 9	0.04 J	0.13 J	0.22	0.13 J
Total PCBs	3.91	11.91	16.3	6.77
Cl3(34)	78	67	71	78
Cl6(152)	89	73	73	84

BATTELLE MARINE SCIENCE LABORATORIES
 1529 West Sequim Bay Road
 Sequim, Washington 98382-9099
 360/681-4564

SINCLAIR AND DYES INLET
2007 PSAMP Trawl Biota
PCBs in Whole Organisms

Sample Name:	HC-RF-1	HC-RF-2	HC-RF-3	EB-ES-1_2	EB-ES-3	EB-RF-1
Station:	Hood Canal	Hood Canal	Hood Canal	Elliot Bay	Elliot Bay	Elliot Bay
Organism ID:	RF	RF	RF	ES	ES	RF
Batch ID:	08-0015	08-0015	08-0015	08-0015	08-0015	08-0015
Sample Weight (g):	30.98	30.58	30.38	21	30.33	30.99
%Moisture	74.37	72.96	72.39	78.56	80.28	73.57
%Lipids	7.66	12.00	12.70	0.69	0.81	10.60
Collection Date:	05/03/2007	05/03/2007	05/03/2007	05/16/2007	05/16/2007	05/16/2007
Extraction Date:	01/28/2008	01/28/2008	01/28/2008	01/28/2008	01/28/2008	01/28/2008
Analysis Date:	02/17/2008	02/17/2008	02/17/2008	02/17/2008	02/17/2008	02/17/2008
Units (wet wt):	ng/g WET	ng/g WET	ng/g WET	ng/g WET	ng/g WET	ng/g WET
Cl2(8)	0.01 J	0.02 J	0.03 J	0.05 U	0.05 U	0.04 J
Cl3(18)	0.06 U	0.06 U	0.06 U	0.06 U	0.09	0.06 U
Cl3(28)	0.19	0.18	0.27	0.07 J	0.20	3.74
Cl4(44)	0.12 U	0.12 U	0.12 U	0.08 J	0.37	0.12 U
Cl4(52)	0.04 J	0.12 U	0.12 U	0.20	1.26	0.27
Cl4(66)	0.48	0.38	1.23	0.15	0.79	21.14 D
Cl4(77)	0.05 U	0.05 U	0.05 U	0.05 U	0.03 J	0.05 U
Cl5(101)	0.03 J	0.05 U	0.05 J	0.69	7.56	1.11
Cl5(105)	1.06	0.76	2.82	0.26	2.03	62.2 D
Cl5(118)	2.82	1.87	7.36	0.92	6.70	186.45 D
Cl5(126)	0.07 U	0.07 U	0.07 U	0.07 U	0.07 U	0.07 U
Cl6(128)	1.45	1.04	3.89	0.28	2.76	85.04 D
Cl6(138)	6.68	3.65	13.34	1.55	12.04	412.93 D
Cl6(153)	10.3	5.65	27.65 D	2.97	29.96 D	604.75 D
Cl7(170)	1.59	0.81	4.68	0.38	4.91	128.18 D
Cl7(187)	0.06	0.07	0.14	1.02	10.53	3.24
Cl7(188)	0.02 U	0.02 U	0.02 U	0.02 U	0.04 J	0.10
Cl8(195)	0.23	0.15	1.01	0.05 U	0.92	23.1 D
Cl8(200)	0.04 U	0.04 U	0.04 U	0.04 U	0.36	0.04 U
Cl9(206)	0.63	0.39	1.96	0.18	2.34	29.33 D
Cl10(209)	0.29	0.19	0.80	0.05 J	1.02	8.59
Total PCBs	52.44	31.38	131.42	18.28	168.06	3141.10
LOC 1	0.08 U	0.08 U	0.08 U	0.08 U	0.08 U	0.08 U
LOC 2	0.01 J	0.02 J	0.03 J	0.52 U	0.52 U	0.04 J
LOC 3	0.22 J	0.21 J	0.31 J	0.11 J	0.45 J	3.96
LOC 4	1.49 J	1.10 J	3.77	1.09 J	6.96	62.8
LOC 5	6.43	5.06	17.33	4.95	41.16	475.97
LOC 6	20.59	11.86	50.62	8.87	90.81	1261.94
LOC 7	8.43	4.35	23.73	4.48	52.38	707.03
LOC 8	2.31	1.23	8.03	0.97 J	14.61	197.02
LOC 9	0.72	0.44	2.20	0.18 J	3.35	32.82
Total PCBs	40.28	24.35	106.1	21.25	210.32	2741.66
Cl3(34)	70	78	78	76	80	75
Cl6(152)	75	77	79	78	83	76

BATTELLE MARINE SCIENCE LABORATORIES
 1529 West Sequim Bay Road
 Sequim, Washington 98382-9099
 360/681-4564

SINCLAIR AND DYES INLET
2007 PSAMP Trawl Biota
PCBs in Whole Organisms

Sample Name:	EB-RF-2	EB-RF-3	EH-ES-2	EH-ES-3	EH-ES-4
Station:	Elliot Bay	Elliot Bay	Eagle Harbor	Eagle Harbor	Eagle Harbor
Organism ID:	RF	RF	ES	ES	ES
Batch ID:	08-0015	08-0015	08-0015	08-0015	08-0015
Sample Weight (g):	30.03	30.65	31.54	20.71	30.45
%Moisture	72.77	72.89	82.65	76.62	78.31
%Lipids	12.10	9.17	0.31	0.79	1.31
Collection Date:	05/16/2007	05/16/2007	05/19/2007	05/19/2007	05/19/2007
Extraction Date:	01/28/2008	01/28/2008	01/28/2008	01/28/2008	01/28/2008
Analysis Date:	02/17/2008	02/28/2008	02/17/2008	02/17/2008	02/17/2008
Units (wet wt):	ng/g WET	ng/g WET	ng/g WET	ng/g WET	ng/g WET
Cl2(8)	0.04 J	0.11	0.05 U	0.05 U	0.05 U
Cl3(18)	0.06 U	0.06 U	0.06 U	0.06 U	0.06 U
Cl3(28)	1.65	4.29	0.09	0.21	0.12
Cl4(44)	0.12 U	0.12 U	0.09	0.51	0.18
Cl4(52)	0.23	0.70	0.52	2.27	0.97
Cl4(66)	4.94	6.48 D	0.31	1.32	0.51
Cl4(77)	0.05 U	0.05 U	0.05 U	0.02 J	0.01 J
Cl5(101)	0.76	2.64	2.43	7.85	4.14
Cl5(105)	8.58	11.88 D	0.79	2.54	1.58
Cl5(118)	21.6 D	36.87 D	2.94	9.46	5.12
Cl5(126)	0.07 U	0.07 U	0.07 U	0.07 U	0.07 U
Cl6(128)	7.74	13.34 D	1.01	2.62	1.46
Cl6(138)	43.35 D	78.74 D	4.85	9.71	5.48
Cl6(153)	67.83 D	146.65 ED	9.52	19.48	9.71
Cl7(170)	8.94	27.46 D	1.57	2.92	1.13
Cl7(187)	1.89	3.86	4.92	8.30	3.01
Cl7(188)	0.02 J	0.12	0.04 J	0.05 J	0.03 J
Cl8(195)	1.14	8.06	0.41	0.72	0.18
Cl8(200)	0.04 U	0.04 U	0.14	0.29	0.08
Cl9(206)	2.09	9.29	1.77	2.91	1.34
Cl10(209)	0.95	3.50	0.78	1.29	0.96
Total PCBs	344.18	708.66	64.82	145.30	72.38
LOC 1	0.08 U	0.08 U	0.08 U	0.08 U	0.08 U
LOC 2	0.04 J	0.11	0.52 U	0.52 U	0.52 U
LOC 3	2.15	6.57	0.14 J	0.45 J	0.17 J
LOC 4	14.74	39.13	2.66	10.33	3.94
LOC 5	65.12	116.03	14.75	49.41	24.09
LOC 6	144.2	307.12	28.02	61.42	30.17
LOC 7	63.91	173.16	19.34	36.17	12.88
LOC 8	12.0	50.77	7.62	12.7	4.24
LOC 9	2.41	11.03	2.53	4.12	2.01
Total PCBs	304.65	704	75.66	175.2	78.1
Cl3(34)	79	79	78	54	75
Cl6(152)	78	66	76	75	75

BATTELLE MARINE SCIENCE LABORATORIES
 1529 West Sequim Bay Road
 Sequim, Washington 98382-9099
 360/681-4564

SINCLAIR AND DYES INLET
2007 PSAMP Trawl Biota
PCBs in Whole Organisms

Sample Name:	EH-RF-1	EH-RF-2	EH-RF-3	SI-RF-1	SI-RF-2
Station:	Eagle Harbor	Eagle Harbor	Eagle Harbor	Sinclair Inlet	Sinclair Inlet
Organism ID:	RF	RF	RF	RF	RF
Batch ID:	08-0016	08-0016	08-0016	08-0016	08-0016
Sample Weight (g):	30.03	30.44	30.67	30.79	31.19
%Moisture	73.50	76.61	68.32	67.33	73.39
%Lipids	12.30	10.00	13.50	13.40	10.20
Collection Date:	05/19/2007	05/19/2007	05/19/2007	05/17/2007	05/17/2007
Extraction Date:	01/28/2008	01/28/2008	01/28/2008	01/28/2008	01/28/2008
Analysis Date:	03/14/2008	02/27/2008	03/15/2008	03/14/2008	03/14/2008
Units (wet wt):	ng/g WET	ng/g WET	ng/g WET	ng/g WET	ng/g WET
Cl2(8)	0.05 UT	0.02 J	0.05 UTME	0.06 JT	0.05 UT
Cl3(18)	0.06 UT	0.06 U	0.06 UTME	0.06 UT	0.06 UT
Cl3(28)	0.44 T	0.62	1.72 TME	1.60 T	0.61 T
Cl4(44)	0.12 UT	0.12 U	0.12 UTME	0.12 UT	0.12 UT
Cl4(52)	0.12 UT	0.20	0.12 UTME	0.29 T	0.12 UT
Cl4(66)	1.01 T	2.63	4.13 TME	5.71 T	2.31 T
Cl4(77)	0.05 UT	0.05 U	0.05 UTME	0.05 UT	0.05 UT
Cl5(101)	0.29 T	0.57	0.6 TME	1.30 T	0.28 T
Cl5(105)	1.06 T	3.11	11.72 TME	11.58 T	3.39 T
Cl5(118)	4.94 T	13.46	11.32 TME	21.39 DT	12.87 T
Cl5(126)	0.07 UT	0.07 U	0.07 UTME	0.07 UT	0.07 UT
Cl6(128)	0.10 T	3.03	7.1 TME	13.07 T	3.72 T
Cl6(138)	11.32 T	7.96 D	19.44 TME	38.6 DT	10.37 DT
Cl6(153)	22.61 T	17.57 D	56.99 TME	82.8 DT	19.71 DT
Cl7(170)	1.94 T	3.22	2.96 TME	14.32 T	4.26 T
Cl7(187)	0.30 T	0.65	0.98 TME	1.77 T	0.32 T
Cl7(188)	0.04 JT	0.07	0.02 UTME	0.12 T	0.09 T
Cl8(195)	0.41 T	0.63	0.05 UTME	3.15 T	1.02 T
Cl8(200)	0.04 UT	0.04 U	0.04 UTME	0.04 UT	0.04 UT
Cl9(206)	0.92 T	1.69	1.58 TME	7.34 T	3.98 T
Cl10(209)	0.48 T	1.05	0.98 TME	3.51 T	2.97 T
Total PCBs	92.74	113.64	240.20	413.90	132.82
LOC 1	0.08 UT	0.08 U	0.08 UTME	0.08 UT	0.08 UT
LOC 2	0.52 UT	0.02 J	0.52 UTME	0.06 JT	0.52 UT
LOC 3	0.44 JT	0.69 J	1.72 TME	2.23 T	0.61 JT
LOC 4	4.56 T	8.05	12.29 TME	18.11 T	7.97 T
LOC 5	16.22 T	39.13	47.19 TME	74.92 T	38.35 T
LOC 6	37.89 T	38.55	101.42 TME	165.32 T	44.16 T
LOC 7	14.79 T	22.24	22.56 TME	70.13 T	29.71 T
LOC 8	4.01 T	7.15	0.51 UTME	30.43 T	10.6 T
LOC 9	1.05 T	2.13	1.58 TME	8.75 T	4.66 T
Total PCBs	79.56	118.04	187.87	370.03	136.66
Cl3(34)	88	86	117 ME	66	82
Cl6(152)	66	64	147 #ME	67	65

BATTELLE MARINE SCIENCE LABORATORIES
 1529 West Sequim Bay Road
 Sequim, Washington 98382-9099
 360/681-4564

SINCLAIR AND DYES INLET
2007 PSAMP Trawl Biota
PCBs in Whole Organisms

Sample Name:	SI-SC-COMP	PG-ES-1	PG-ES-2	PG-ES-3
Station:	Sinclair Inlet	Port Gardner	Port Gardner	Port Gardner
Organism ID:	SC	ES	ES	ES
Batch ID:	08-0016	08-0016	08-0016	08-0016
Sample Weight (g):	11.12	30.75	30.34	31.51
%Moisture	90.48	80.77	79.18	80.05
%Lipids	0.21	0.81	0.48	0.73
Collection Date:	05/17/2007	05/29/2007	05/29/2007	05/29/2007
Extraction Date:	01/28/2008	01/28/2008	01/28/2008	01/28/2008
Analysis Date:	02/28/2008	02/28/2008	02/28/2008	02/28/2008
Units (wet wt):	ng/g_WET	ng/g_WET	ng/g_WET	ng/g_WET
Cl2(8)	0.05 U	0.05 U	0.05 U	0.05 U
Cl3(18)	0.06 U	0.06 U	0.06 U	0.06 U
Cl3(28)	0.06 U	0.04 J	0.06 U	0.05 J
Cl4(44)	0.12 U	0.13	0.12 U	0.08
Cl4(52)	0.12 U	0.51	0.14	0.22
Cl4(66)	0.07 U	0.22	0.10	0.25
Cl4(77)	0.05 U	0.02 J	0.05 U	0.04 J
Cl5(101)	0.33	1.93	0.92	1.04
Cl5(105)	0.13 J	0.44	0.20	0.28
Cl5(118)	0.33	1.89	0.76	1.01
Cl5(126)	0.07 U	0.07 U	0.07 U	0.07 U
Cl6(128)	0.20	0.30	0.22	0.26
Cl6(138)	0.60	2.01	1.65	1.49
Cl6(153)	1.11	4.84	3.83	3.47
Cl7(170)	0.11 J	0.55	0.55	0.55
Cl7(187)	0.53	1.61	1.52	1.26
Cl7(188)	0.02 U	0.02 U	0.01 J	0.02 U
Cl8(195)	0.05 U	0.11	0.10	0.09
Cl8(200)	0.04 U	0.04 U	0.03 J	0.04 U
Cl9(206)	0.10 J	0.13	0.08	0.12
Cl10(209)	0.05 J	0.04 J	0.03 J	0.03 J
Total PCBs	8.40	30.02	21.10	20.96
LOC 1	0.08 U	0.08 U	0.08 U	0.08 U
LOC 2	0.52 U	0.52 U	0.52 U	0.52 U
LOC 3	0.75 U	0.07 J	0.02 J	0.11 J
LOC 4	0.05 J	2.16	0.63 J	1.41 J
LOC 5	1.93 J	10.48	4.29	5.67
LOC 6	3.23 J	13.5	10.59	9.73
LOC 7	1.72 J	7.42	7.21	6.41
LOC 8	0.43 J	1.55	1.49	1.48
LOC 9	0.10 J	0.19 J	0.13 J	0.15 J
Total PCBs	8.81	35.97	24.96	25.56
Cl3(34)	69	72	67	70
Cl6(152)	73	77	72	73

BATTELLE MARINE SCIENCE LABORATORIES
 1529 West Sequim Bay Road
 Sequim, Washington 98382-9099
 360/681-4564

SINCLAIR AND DYES INLET
2007 PSAMP Trawl Biota
PCBs in Whole Organisms

Sample Name:	NIS-ES-1	NIS-ES-2	NIS-ES-3	NIS-RF-1	NIS-RF-2	NIS-RF-3
Station:	Nisqually	Nisqually	Nisqually	Nisqually	Nisqually	Nisqually
Organism ID:	ES	ES	ES	RF	RF	RF
Batch ID:	08-0016	08-0016	08-0016	08-0016	08-0016	08-0016
Sample Weight (g):	30.59	30.71	30.24	31.44	30.88	30.69
%Moisture	79.33	78.48	78.39	68.79	67.47	70.65
%Lipids	1.09	1.71	1.57	13.40	13.45	16.62
Collection Date:	05/30/2007	05/30/2007	05/30/2007	05/30/2007	05/30/2007	05/30/2007
Extraction Date:	01/28/2008	01/28/2008	01/28/2008	01/28/2008	01/28/2008	01/28/2008
Analysis Date:	02/28/2008	02/28/2008	02/28/2008	03/14/2008	03/14/2008	03/14/2008
Units (wet wt):	ng/g WET	ng/g WET	ng/g WET	ng/g WET	ng/g WET	ng/g WET
Cl2(8)	0.05 U	0.05 U	0.05 U	0.05 UT	0.05 UT	0.05 UT
Cl3(18)	0.06 U	0.06 U	0.06 U	0.06 UT	0.06 UT	0.06 UT
Cl3(28)	0.06 U	0.08	0.05 J	0.80 T	0.50 T	0.88 T
Cl4(44)	0.12 U	0.18	0.07	0.12 UT	0.12 UT	0.12 UT
Cl4(52)	0.10	0.26	0.21	0.12 UT	0.12 UT	0.12 UT
Cl4(66)	0.08	0.18	0.14	5.67 T	1.26 T	1.92 T
Cl4(77)	0.05 U	0.05 U	0.05 U	0.05 UT	0.05 UT	0.05 UT
Cl5(101)	0.51	1.12	1.00	0.05 UT	0.05 UT	0.28 T
Cl5(105)	0.12	0.24	0.25	9.20 T	1.70 T	2.40 T
Cl5(118)	0.50	0.98	0.94	16.77 DT	7.20 T	9.37 T
Cl5(126)	0.07 U	0.07 U	0.07 U	0.07 UT	0.07 UT	0.07 UT
Cl6(128)	0.15	0.27	0.31	10.85 T	1.75 T	2.85 T
Cl6(138)	1.03	1.97	1.88	29.91 DT	15.7 T	27.56 T
Cl6(153)	2.43	4.54	4.51	70.43 DT	24.97 T	18.87 DT
Cl7(170)	0.26	0.45	0.41	14.05 T	2.62 T	3.49 T
Cl7(187)	1.39	2.16	2.10	0.23 T	0.37 T	0.46 T
Cl7(188)	0.01 J	0.01 J	0.02 U	0.09 T	0.06 T	0.07 T
Cl8(195)	0.09	0.13	0.12	3.65 T	0.75 T	0.93 T
Cl8(200)	0.04 U	0.04 J	0.04 J	0.04 UT	0.04 UT	0.04 UT
Cl9(206)	0.27	0.36	0.37	10.6 T	2.69 T	3.11 T
Cl10(209)	0.14	0.15	0.16	5.96 T	1.51 T	1.71 T
Total PCBs	15.06	26.70	25.62	357.54	123.28	148.82
LOC 1	0.08 U	0.08 U	0.08 U	0.08 UT	0.08 UT	0.08 UT
LOC 2	0.52 U	0.52 U	0.52 U	0.52 UT	0.52 UT	0.52 UT
LOC 3	0.75 U	0.08 J	0.08 J	0.80 JT	0.50 JT	0.88 JT
LOC 4	0.36 J	1.16 J	1.00 J	17.69 T	4.18 T	6.39 T
LOC 5	2.44	5.89	5.17	52.55 T	20.12 T	29.63 T
LOC 6	6.14	12.2	11.82	134.88 T	47.85 T	57.90 T
LOC 7	4.41	7.13	7.12	71.6 T	18.2 T	25.83 T
LOC 8	1.80	2.63	2.50	33.55 T	7.82 T	10.32 T
LOC 9	0.42	0.53	0.54	12.01 T	3.18 T	3.65 T
Total PCBs	16.92	30.22	28.83	323.68	102.45	135.2
Cl3(34)	66	70	67	77	65	84
Cl6(152)	70	73	73	60	55	70

BATTELLE MARINE SCIENCE LABORATORIES
 1529 West Sequim Bay Road
 Sequim, Washington 98382-9099
 360/681-4564

SINCLAIR AND DYES INLET
2007 PSAMP Trawl Biota
PCBs in Whole Organisms

Sample Name:	CB-ES-1	CB-ES-2	CB-ES-3
Station:	Commencement Bay	Commencement Bay	Commencement Bay
Organism ID:	ES	ES	ES
Batch ID:	08-0016	08-0016	08-0016
Sample Weight (g):	30.87	30.54	30.7
%Moisture	78.50	76.32	76.84
%Lipids	0.74	2.11	2.41
Collection Date:	05/31/2007	05/31/2007	05/31/2007
Extraction Date:	01/28/2008	01/28/2008	01/28/2008
Analysis Date:	02/28/2008	02/28/2008	02/28/2008
Units (wet wt):	ng/g WET	ng/g WET	ng/g WET
Cl2(8)	0.05 U	0.05 U	0.05 U
Cl3(18)	0.06 U	0.06 U	0.06 U
Cl3(28)	0.13	0.16	0.49
Cl4(44)	0.12 U	0.48	1.11
Cl4(52)	0.60	0.66	1.59
Cl4(66)	0.50	0.59	1.13
Cl4(77)	0.03 J	0.05 U	0.05 U
Cl5(101)	4.46	2.64	8.20
Cl5(105)	1.34	0.89	2.42
Cl5(118)	3.86	2.40	6.88
Cl5(126)	0.07 U	0.07 U	0.07 U
Cl6(128)	1.19	0.68	2.43
Cl6(138)	6.24 D	3.56	11.71 D
Cl6(153)	13.06 D	7.20	27.78 D
Cl7(170)	2.93	0.98	3.03
Cl7(187)	6.83	3.10	12.94 D
Cl7(188)	0.02 J	0.01 J	0.13
Cl8(195)	0.56	0.20	0.78
Cl8(200)	0.18	0.08	0.49
Cl9(206)	2.38	0.53	3.20
Cl10(209)	0.47	0.18	1.19
Total PCBs	90.16	49.14	171.46
LOC 1	0.08 U	0.08 U	0.08 U
LOC 2	0.52 U	0.52 U	0.52 U
LOC 3	0.13 J	0.16 J	0.49 J
LOC 4	2.90	3.97	8.86
LOC 5	23.64	16.87	42.91
LOC 6	40.99	22.67	80.59
LOC 7	34.98	13.52	50.76
LOC 8	12.85	4.17	19.28
LOC 9	2.94	0.75	4.29
Total PCBs	119.03	62.71	207.78
Cl3(34)	69	68	69
Cl6(152)	76	69	75

BATTELLE MARINE SCIENCE LABORATORIES
 1529 West Sequim Bay Road
 Sequim, Washington 98382-9099
 360/681-4564

SINCLAIR AND DYES INLET
2007 PSAMP Trawl Biota
PCBs in Whole Organisms

Sample Name:	CB-RF-1	CB-RF-2	CB-RF-3
Station:	Commencement Bay	Commencement Bay	Commencement Bay
Organism ID:	RF	RF	RF
Batch ID:	08-0016	08-0016	08-0017
Sample Weight (g):	30.09	31.65	29.73
%Moisture	69.83	71.46	69.42
%Lipids	16.10	12.40	15.52
Collection Date:	05/31/2007	05/31/2007	05/31/2007
Extraction Date:	01/28/2008	01/28/2008	02/07/2008
Analysis Date:	02/28/2008	03/14/2008	02/29/2008
Units (wet wt):	ng/g WET	ng/g WET	ng/g WET
Cl2(8)	0.05 U	0.05 UT	0.03 J
Cl3(18)	0.06 U	0.06 UT	0.06 U
Cl3(28)	0.56	0.76 T	0.77
Cl4(44)	0.12 U	0.12 UT	0.12 U
Cl4(52)	0.12 U	0.17 T	0.10
Cl4(66)	1.50	3.18 T	3.02
Cl4(77)	0.05 U	0.05 UT	0.05 U
Cl5(101)	0.47	0.54 T	0.20
Cl5(105)	2.56	7.16 T	4.19 D
Cl5(118)	5.77	18.5 DT	10.04 D
Cl5(126)	0.07 U	0.07 UT	0.07 U
Cl6(128)	2.27	8.81 T	4.46 D
Cl6(138)	10.2 D	43.00 DT	20.19 D
Cl6(153)	19.09 D	83.12 DT	32.57 D
Cl7(170)	1.88	8.35 T	4.81 D
Cl7(187)	0.37	0.48 T	0.22
Cl7(188)	0.03 J	0.05 JT	0.02 J
Cl8(195)	0.44	2.01 T	1.38
Cl8(200)	0.04 U	0.04 UT	0.04 U
Cl9(206)	1.30	6.29 T	3.77 D
Cl10(209)	0.82	4.19 T	2.43
Total PCBs	95.54	374	177.08
LOC 1	0.08 U	0.08 UT	0.08 U
LOC 2	0.52 U	0.52 UT	0.03 J
LOC 3	0.56 J	0.76 JT	0.77 J
LOC 4	4.69	9.96 T	8.23
LOC 5	20.54	53.14 T	30.2
LOC 6	38.43	151.45 T	67.15
LOC 7	12.62	56.35 T	27.21
LOC 8	4.35	17.31 T	14.2
LOC 9	1.57	7.19 T	4.22
Total PCBs	83.36	296.76	152.09
Cl3(34)	52	73	79
Cl6(152)	50	84	68

BATTELLE MARINE SCIENCE LABORATORIES
 1529 West Sequim Bay Road
 Sequim, Washington 98382-9099
 360/681-4564

SINCLAIR AND DYES INLET
2007 PSAMP Trawl Biota
PCBs in Whole Organisms

Sample Name:	DU-ES-1	DU-ES-2	DU-ES-3
Station:	Duwamish	Duwamish	Duwamish
Organism ID:	ES	ES	ES
Batch ID:	08-0017	08-0017	08-0017
Sample Weight (g):	20.82	30.12	30.56
%Moisture	77.05	79.68	77.00
%Lipids	2.27	0.77	3.75
Collection Date:	05/18/2007	05/18/2007	05/18/2007
Extraction Date:	02/07/2008	02/07/2008	02/07/2008
Analysis Date:	02/29/2008	02/29/2008	02/29/2008
Units (wet wt):	ng/g WET	ng/g WET	ng/g WET
Cl2(8)	0.09 J	0.03 J	0.31
Cl3(18)	0.76	0.12	2.80
Cl3(28)	2.42	0.34	7.90 D
Cl4(44)	3.01	0.42	9.52 D
Cl4(52)	11.84	1.17	29.25 D
Cl4(66)	9.97	0.79	31.64 D
Cl4(77)	0.20	0.04 J	0.48
Cl5(101)	27.83 D	3.30	62.38 D
Cl5(105)	9.33 D	0.92	30.85 D
Cl5(118)	19.73 D	2.92	53.93 D
Cl5(126)	0.07 U	0.07 U	0.07 U
Cl6(128)	7.69	0.83	16.43 D
Cl6(138)	32.45 D	4.13	68.59 D
Cl6(153)	80.63 D	7.08 D	146.87 D
Cl7(170)	9.64 D	1.16	18.64 D
Cl7(187)	21.51 D	3.09	36.27 D
Cl7(188)	0.05 J	0.01 J	0.08
Cl8(195)	2.08	0.20	3.46
Cl8(200)	0.61	0.08	1.14
Cl9(206)	1.63	0.47	2.81
Cl10(209)	0.28	0.17	0.49
Total PCBs	483.64	54.68	1047.82
LOC 1	0.08 U	0.08 U	0.08 U
LOC 2	0.09 J	0.03 J	0.45 J
LOC 3	7.81	1.14	25.93
LOC 4	67.03	6.37	190.66
LOC 5	159.96	20.01	432.25
LOC 6	246.18	24.41	483.21
LOC 7	117.24	14.09	202.88
LOC 8	28.66	3.87	34.28
LOC 9	2.26	0.67	3.84
Total PCBs	629.31	70.67	1373.58
Cl3(34)	88	71	73
Cl6(152)	81	67	67

BATTELLE MARINE SCIENCE LABORATORIES
 1529 West Sequim Bay Road
 Sequim, Washington 98382-9099
 360/681-4564

SINCLAIR AND DYES INLET
2007 PSAMP Trawl Biota
PCBs in Whole Organisms

Sample Name:	DF-EM-1	DF-EM-2	DF-EM-4	DF-EM-6
Station:	Embryo	Embryo	Embryo	Embryo
Organism ID:	DF1	DF	DF	DF
Batch ID:	08-0017	08-0017	08-0017	08-0017
Sample Weight (g):	10.52	10.59	10.53	10.44
%Moisture	47.03	47.13	47.41	43.67
%Lipids	22.40	23.05	23.00	26.30
Collection Date:	09/18/2007	09/18/2007	09/18/2007	09/18/2007
Extraction Date:	02/07/2008	02/07/2008	02/07/2008	02/07/2008
Analysis Date:	03/01/2008	03/01/2008	03/01/2008	03/01/2008
Units (wet wt):	ng/g WET	ng/g WET	ng/g WET	ng/g WET
Cl2(8)	0.05 U	0.05 U	0.05 U	0.05 U
Cl3(18)	0.06 U	0.06 U	0.06 U	0.06 U
Cl3(28)	0.51	0.41	0.28	0.52
Cl4(44)	0.23	0.12 U	0.12 U	0.37
Cl4(52)	1.93	1.42	1.08	2.38
Cl4(66)	0.97	0.72	0.25	1.39
Cl4(77)	0.05 U	0.05 U	0.05 U	0.05 U
Cl5(101)	3.75	2.73	1.19	7.37
Cl5(105)	1.08	0.66	0.18 J	1.68
Cl5(118)	5.43	4.19	0.91	7.96
Cl5(126)	0.07 U	0.07 U	0.07 U	0.07 U
Cl6(128)	0.78	0.43	0.06 J	1.05
Cl6(138)	6.33	4.18	0.79	8.07
Cl6(153)	13.69	9.18	1.86	16.99
Cl7(170)	1.34	0.72	0.14 J	1.41
Cl7(187)	2.27	2.62	0.36	4.97
Cl7(188)	0.02 U	0.02 U	0.02 U	0.02 U
Cl8(195)	0.05 U	0.05 U	0.05 U	0.05 U
Cl8(200)	0.04 U	0.04 U	0.04 U	0.04 U
Cl9(206)	0.28	0.17 J	0.04 U	0.29
Cl10(209)	0.16 J	0.08 J	0.07 U	0.10 J
Total PCBs	78.18	55.94	15.34	109.78
LOC 1	0.08 U	0.08 U	0.08 U	0.08 U
LOC 2	0.52 U	0.52 U	0.52 U	0.52 U
LOC 3	0.51 J	0.41 J	0.28 J	0.52 J
LOC 4	5.82	3.85 J	2.21 J	7.96
LOC 5	22.01	14.57	4.88	35.94
LOC 6	29.94	20.68	3.88 J	44.31
LOC 7	12.9	9.81	1.27 J	18.71
LOC 8	3.05	2.39	0.51 U	3.92
LOC 9	0.36 J	0.31 J	0.16 U	0.45 J
Total PCBs	75.19	52.62	13.79	112.41
Cl3(34)	93	74	85	90
Cl6(152)	70	52	68	65

BATTELLE MARINE SCIENCE LABORATORIES
 1529 West Sequim Bay Road
 Sequim, Washington 98382-9099
 360/681-4564

SINCLAIR AND DYES INLET
2007 PSAMP Trawl Biota
PCBs in Whole Organisms

Sample Name:	DF-LV-1	DF-LV-2	DF-LV-4	DF-LV-6
Station:	Liver	Liver	Liver	Liver
Organism ID:	DF	DF	DF	DF
Batch ID:	08-0017	08-0017	08-0017	08-0017
Sample Weight (g):	5.03	5.49	5.7	5.42
%Moisture	44.79	47.05	22.82	68.07
%Lipids	44.76	62.26	63.43	70.50
Collection Date:	09/18/2007	09/18/2007	09/18/2007	09/18/2007
Extraction Date:	02/07/2008	02/07/2008	02/07/2008	02/07/2008
Analysis Date:	02/29/2008	02/29/2008	02/29/2008	03/01/2008
Units (wet wt):	ng/g WET	ng/g WET	ng/g WET	ng/g WET
Cl2(8)	0.05 U	0.05 U	0.05 U	0.05 U
Cl3(18)	0.06 U	0.06 U	0.06 U	0.06 U
Cl3(28)	1.25	1.77	1.10	2.19
Cl4(44)	0.51	0.66	0.41	1.41
Cl4(52)	2.69	4.53	3.16	7.13
Cl4(66)	3.45	4.58	1.36	7.45
Cl4(77)	0.21 J	0.37	0.05 J	0.45
Cl5(101)	7.07	12.39	4.32	26.8
Cl5(105)	6.88	10.16	1.64	15.82
Cl5(118)	18.42	19.59 D	4.59	21.52 D
Cl5(126)	0.26 J	0.32 J	0.07 U	0.37
Cl6(128)	5.67	6.30	0.23 J	10.09
Cl6(138)	23.01 D	30.44 D	4.67	38.9 D
Cl6(153)	43.05 D	65.42 D	10.61	87.52 D
Cl7(170)	6.64	10.57	0.86	11.31
Cl7(187)	6.86	21.22	2.22	26.3 D
Cl7(188)	0.05 J	0.07 J	0.02 U	0.08 J
Cl8(195)	1.02	1.29	0.05 U	1.14
Cl8(200)	0.04 U	0.04 U	0.04 U	0.25 J
Cl9(206)	1.11	2.17	0.11 J	1.56
Cl10(209)	0.30 J	0.63	0.05 J	0.34 J
Total PCBs	257.20	385.26	71.34	521.48
LOC 1	0.08 U	0.08 U	0.08 U	0.08 U
LOC 2	0.52 U	0.06 J	0.52 U	0.52 U
LOC 3	1.25 J	1.77 J	1.27 J	2.19 J
LOC 4	13.88	19.62	9.18 J	32.7
LOC 5	65.18	83.98	22.49	144.64
LOC 6	100.77	156.14	25.33	235.61
LOC 7	49.6	93.17	8.48	102.91
LOC 8	11.42	22.79	0.47 J	20.97
LOC 9	1.41	3.08	0.11 J	2.20
Total PCBs	244.11	380.69	67.93	541.82
Cl3(34)	63	73	75	77
Cl6(152)	62	69	72	72

BATTELLE MARINE SCIENCE LABORATORIES
 1529 West Sequim Bay Road
 Sequim, Washington 98382-9099
 360/681-4564

SINCLAIR AND DYES INLET
2007 PSAMP Trawl Biota
PCBs in Whole Organisms

Sample Name:	DF-DIG-1	DF-DIG-2	DF-DIG-4	DF-DIG-6
Station:	Digestive	Digestive	Digestive	Digestive
Organism ID:	DF	DF	DF	DF
Batch ID:	08-0017	08-0017	08-0017	08-0017
Sample Weight (g):	18.5	19.38	10.68	19.14
%Moisture	77.33	78.84	84.41	82.94
%Lipids	12.40	3.53	1.75	2.63
Collection Date:	09/18/2007	09/18/2007	09/18/2007	09/18/2007
Extraction Date:	02/07/2008	02/07/2008	02/07/2008	02/07/2008
Analysis Date:	03/01/2008	03/01/2008	03/01/2008	03/01/2008
Units (wet wt):	ng/g_WET	ng/g_WET	ng/g_WET	ng/g_WET
Cl2(8)	0.02 J	0.01 J	0.03 J	0.05 U
Cl3(18)	0.02 J	0.02 J	0.06 U	0.06 U
Cl3(28)	0.09 J	0.04 J	0.07 J	0.04 J
Cl4(44)	0.12 U	0.12 U	0.12 U	0.12 U
Cl4(52)	0.05 J	0.05 J	0.09 J	0.12
Cl4(66)	0.18	0.06 J	0.06 J	0.15
Cl4(77)	0.02 J	0.05 U	0.04 J	0.05 J
Cl5(101)	0.05 J	0.06 J	0.06 J	0.32
Cl5(105)	0.35	0.07 J	0.06 J	0.33
Cl5(118)	0.72	0.10	0.07 J	0.53
Cl5(126)	0.07 U	0.07 U	0.07 U	0.07 U
Cl6(128)	0.30	0.05 U	0.05 U	0.07 J
Cl6(138)	1.49	0.10	0.07 J	0.80
Cl6(153)	2.74	0.20	0.13 J	1.70
Cl7(170)	0.33	0.04 U	0.04 U	0.18
Cl7(187)	0.06 J	0.05 J	0.05 J	0.51
Cl7(188)	0.02 U	0.02 U	0.02 U	0.02 U
Cl8(195)	0.05 U	0.05 U	0.05 U	0.05 U
Cl8(200)	0.04 U	0.04 U	0.04 U	0.04 U
Cl9(206)	0.13	0.04 U	0.04 U	0.07 J
Cl10(209)	0.05 J	0.07 U	0.07 U	0.06 J
Total PCBs	13.80	2.62	2.58	10.68
LOC 1	0.08 U	0.08 U	0.08 U	0.08 U
LOC 2	0.02 J	0.01 J	0.03 J	0.52 U
LOC 3	0.19 J	0.12 J	0.12 J	0.05 J
LOC 4	0.58 J	0.19 J	0.29 J	0.6 J
LOC 5	2.21 J	0.35 J	0.26 J	2.36
LOC 6	5.24	0.45 J	0.28 J	4.08
LOC 7	1.82 J	0.18 J	0.10 J	2.00 J
LOC 8	0.57 J	0.51 U	0.51 U	0.47 J
LOC 9	0.13 J	0.16 U	0.16 U	0.09 J
Total PCBs	10.84	2.05	1.83	10.25
Cl3(34)	50	41	71	66
Cl6(152)	57	45	77	74

BATTELLE MARINE SCIENCE LABORATORIES
 1529 West Sequim Bay Road
 Sequim, Washington 98382-9099
 360/681-4564

SINCLAIR AND DYES INLET
2007 PSAMP Trawl Biota
PCBs in Whole Organisms

Sample Name:	DF-SWC-1	DF-SWC-2	DF-SWC-4	DF-SWC-6	DF-WBWC-1
Station:	Sec. Comp.	Sec. Comp.	Sec. Comp.	Sec. Comp.	W.Body Comp.
Organism ID:	DF	DF	DF	DF	DF
Batch ID:	08-0017	08-0017	08-0018	08-0017	08-0017
Sample Weight (g):	15.32	15.35	15.5	15.78	15.57
%Moisture	62.81	71.19	70.16	64.77	60.24
%Lipids	15.96	13.00	14.45	16.83	19.90
Collection Date:	09/18/2007	09/18/2007	09/18/2007	09/18/2007	09/18/2007
Extraction Date:	02/07/2008	02/07/2008	02/07/2008	02/07/2008	02/07/2008
Analysis Date:	03/01/2008	03/01/2008	02/29/2008	03/01/2008	03/01/2008
Units (wet wt):	ng/g WET	ng/g WET	ng/g WET	ng/g WET	ng/g WET
Cl2(8)	0.02 J	0.01 J	0.05 U	0.05 U	0.05 U
Cl3(18)	0.06 U	0.06 U	0.06 U	0.04 J	0.06 U
Cl3(28)	0.65	0.41	0.23	0.52	0.31
Cl4(44)	0.24	0.17	0.08 J	0.41	0.13
Cl4(52)	1.47	1.22	0.58	1.94	0.72
Cl4(66)	1.60	0.86	0.19	1.66	0.84
Cl4(77)	0.05 U	0.02 J	0.05 U	0.01 J	0.04 J
Cl5(101)	3.55	2.66	0.83	6.81	1.76
Cl5(105)	2.94	1.94	0.26	3.55	1.75
Cl5(118)	8.13	5.39	0.72	4.22 D	4.19
Cl5(126)	0.07 U	0.07 U	0.07 U	0.07 U	0.07 U
Cl6(128)	2.25	1.04	0.14	2.23	1.35
Cl6(138)	8.18 D	7.79	0.86	8.02 D	7.37
Cl6(153)	15.92 D	9.71 D	1.74	15.59 D	9.52 D
Cl7(170)	1.77	1.25	0.09 J	2.18	1.21
Cl7(187)	2.40	3.30	0.29	5.88	1.51
Cl7(188)	0.01 J	0.02 U	0.02 U	0.02 J	0.02 U
Cl8(195)	0.23	0.05 U	0.05 U	0.19	0.18
Cl8(200)	0.04 U	0.04 U	0.04 U	0.04 U	0.04 U
Cl9(206)	0.15	0.19	0.04 U	0.27	0.15
Cl10(209)	0.04 J	0.05 J	0.07 U	0.10 J	0.05 J
Total PCBs	99.54	72.50	12.92	107.60	62.64
LOC 1	0.08 U	0.08 U	0.08 U	0.08 U	0.08 U
LOC 2	0.02 J	0.01 J	0.52 U	0.52 U	0.52 U
LOC 3	0.82 J	0.45 J	0.23 J	0.56 J	0.31 J
LOC 4	7.07	4.43	1.48 J	8.07	3.60 J
LOC 5	30.57	18.71	3.80	34.56	15.57
LOC 6	38.82	29.2	4.06	48.68	25.68
LOC 7	14.36	13.18	1.10 J	23.78	9.70
LOC 8	2.38	2.31	0.51 U	4.09	1.86
LOC 9	0.20 J	0.26 J	0.16 U	0.41	0.19 J
Total PCBs	94.32	68.63	11.94	120.75	57.51
Cl3(34)	72	63	75	72	37 #
Cl6(152)	75	72	80	73	45

BATTELLE MARINE SCIENCE LABORATORIES
 1529 West Sequim Bay Road
 Sequim, Washington 98382-9099
 360/681-4564

SINCLAIR AND DYES INLET
2007 PSAMP Trawl Biota
PCBs in Whole Organisms

Sample Name:	DF-WBWC-2	DF-WBWC-3	DF-WBWC-4	DF-WBWC-5	DF-WBWC-6
Station:	W.Body Comp.	W.Body Comp.	W.Body Comp.	W.Body Comp.	W.Body Comp.
Organism ID:	DF	DF	DF	DF	DF
Batch ID:	08-0018	08-0018	08-0018	08-0018	08-0018
Sample Weight (g):	15.65	15.1	14.94	15.65	15.71
%Moisture	64.17	63.30	59.64	58.97	62.97
%Lipids	15.32	18.06	18.09	22.21	22.21
Collection Date:	09/18/2007	09/18/2007	09/18/2007	09/18/2007	09/18/2007
Extraction Date:	02/07/2008	02/07/2008	02/07/2008	02/07/2008	02/07/2008
Analysis Date:	02/29/2008	02/29/2008	02/29/2008	02/29/2008	02/29/2008
Units (wet wt):	ng/g WET	ng/g WET	ng/g WET	ng/g WET	ng/g WET
Cl2(8)	0.05 U	0.05 U	0.05 U	0.05 U	0.05 U
Cl3(18)	0.06 U	0.06 U	0.06 U	0.06 U	0.06 U
Cl3(28)	0.49	0.41	0.36	0.60	0.48
Cl4(44)	0.18	0.18	0.14	0.18	0.33
Cl4(52)	1.20	1.46	0.96	0.78	1.71
Cl4(66)	0.90	1.02	0.43	2.06	1.51
Cl4(77)	0.05 U	0.05 U	0.05 U	0.05 U	0.13
Cl5(101)	3.17	4.79	1.53	2.90	6.94
Cl5(105)	1.68	2.21	0.51	4.31	3.17
Cl5(118)	5.66	6.68	1.38	12.98	8.84
Cl5(126)	0.07 U	0.07 U	0.07 U	0.07 U	0.07 U
Cl6(128)	1.08	1.45	0.21	3.99	2.10
Cl6(138)	8.60	9.35	1.61	15.08 D	11.95
Cl6(153)	11.58 D	11.89 D	3.18	29.47 D	13.90 D
Cl7(170)	1.37	1.63	0.23	4.09	1.90
Cl7(187)	3.54	4.50	0.63	3.64	5.79
Cl7(188)	0.01 J	0.02 J	0.02 U	0.02 J	0.03 J
Cl8(195)	0.16	0.23	0.05 U	0.50	0.27
Cl8(200)	0.04 U	0.04 U	0.04 U	0.04 U	0.04 U
Cl9(206)	0.22	0.29	0.04 U	0.44	0.33
Cl10(209)	0.08 J	0.13	0.07 U	0.12 J	0.11 J
Total PCBs	80.38	93.02	23.24	162.86	119.42
LOC 1	0.08 U	0.08 U	0.08 U	0.08 U	0.08 U
LOC 2	0.52 U	0.52 U	0.52 U	0.52 U	0.52 U
LOC 3	0.56 J	0.41 J	0.41 J	0.60 J	0.48 J
LOC 4	4.73	5.65	3.09 J	6.87	6.35
LOC 5	18.98	25.72	7.06	38.55	36.00
LOC 6	31.86	37.12	7.72	64.09	49.53
LOC 7	13.84	17.48	2.19 J	29.11	22.86
LOC 8	2.65	3.70	0.51 U	6.22	4.08
LOC 9	0.31 J	0.41	0.16 U	0.59	0.49
Total PCBs	73.53	91.09	21.74	146.63	120.39
Cl3(34)	78	72	75	62	68
Cl6(152)	81	71	73	61	68

Field Data Summary: Stable Isotopes in Biota Tissue

Dry Weight Basis

BATTELLE MARINE SCIENCE LABORATORIES

1529 West Sequim Bay Road
 Sequim, Washington 98382-9099
 360/681-4564

ENVVEST
 Biota Studies
 2007 PSAMP Trawl Biota
 Stable Isotopes

PSAMP Station	PSAMP Code	Organism	MSL Code	Collection		
				Date	$\delta^{15}\text{N}$	$\delta^{13}\text{C}$
Vendovi	V-ES-1	English sole adult	2838-1	05/01/07	12.99	-14.58
Vendovi	V-ES-2	English sole adult	2838-2	05/01/07	12.83	-15.34
Vendovi	V-ES-3	English sole adult	2838-3	05/01/07	12.32	-15.00
Vendovi	V-ES-4	English sole adult	2838-4	05/01/07	13.05	-15.03
Vendovi	V-ES-5	English sole adult	2838-5	05/01/07	12.55	-15.65
Vendovi	V-ES-6	English sole adult	2838-6	05/01/07	12.90	-14.74
Vendovi	V-ES-7	English sole adult	2838-7	05/01/07	12.83	-15.36
Vendovi	V-ES-8	English sole adult	2838-8	05/01/07	12.79	-15.48
Vendovi	V-ES-9	English sole adult	2838-9	05/01/07	13.24	-15.65
Vendovi	V-RS-1	Rock sole	2838-10	05/01/07	13.04	-15.53
Vendovi	V-RS-2	Rock sole	2838-11	05/01/07	12.80	-15.95
Vendovi	V-RS-3	Rock sole	2838-12	05/01/07	13.40	-15.02
Vendovi	V-SC-COMP	Sea cucumber (3)	2838-19	05/01/07	10.21	-17.14
Vendovi	V-SP-1	Shiner perch	2838-16	05/01/07	13.67	-12.48
Vendovi	V-SP-2	Shiner perch	2838-17	05/01/07	14.23	-11.51
Vendovi	V-SP-3	Shiner perch	2838-18	05/01/07	13.40	-12.71
Vendovi	V-SSc-1	Staghorn sculpin	2838-13	05/01/07	15.31	-13.03
Vendovi	V-SSc-2	Staghorn sculpin	2838-14	05/01/07	14.97	-13.67
Vendovi	V-SSc-3	Staghorn sculpin	2838-15	05/01/07	15.21	-13.04
Strait of Georgia	SG-ES-1	English sole adult	2838-20	05/02/07	12.27	-14.83
Strait of Georgia	SG-ES-2	English sole adult	2838-21	05/02/07	12.30	-15.98
Strait of Georgia	SG-ES-3	English sole adult	2838-22	05/02/07	12.36	-15.11
Strait of Georgia	SG-ES-4	English sole adult	2838-23	05/02/07	13.24	-15.45
Strait of Georgia	SG-ES-5	English sole adult	2838-24	05/02/07	12.59	-16.03
Strait of Georgia	SG-ES-6	English sole adult	2838-25	05/02/07	12.50	-15.36
Strait of Georgia	SG-ES-7	English sole adult	2838-26	05/02/07	12.50	-14.93
Strait of Georgia	SG-ES-8	English sole adult	2838-27	05/02/07	12.75	-15.93
Strait of Georgia	SG-ES-9	English sole adult	2838-28	05/02/07	12.57	-15.66
Strait of Georgia	SG-SC-COMP	Sea cucumber (6)	2838-32	05/02/07	12.59	-17.84
Strait of Georgia	SG-RF-1	Spotted Ratfish	2838-29	05/02/07	14.11	-15.57
Strait of Georgia	SG-RF-2	Spotted Ratfish	2838-30	05/02/07	14.13	-15.16
Strait of Georgia	SG-RF-3	Spotted Ratfish	2838-31	05/02/07	14.92	-15.16
Sinclair Inlet	SI-ES-1	English sole adult	2838-58	05/17/07	13.28	-15.39
Sinclair Inlet	SI-ES-2	English sole adult	2838-59	05/17/07	13.24	-15.31
Sinclair Inlet	SI-ES-3	English sole adult	2838-60	05/17/07	13.08	-15.77
Sinclair Inlet	SI-ES-4	English sole adult	2838-61	05/17/07	13.08	-15.11
Sinclair Inlet	SI-ES-5	English sole adult	2838-62	05/17/07	13.60	-15.29
Sinclair Inlet	SI-ES-6	English sole adult	2838-63	05/17/07	13.10	-15.24
Sinclair Inlet	SI-ES-7	English sole adult	2838-64	05/17/07	14.19	-14.77
Sinclair Inlet	SI-ES-8	English sole adult	2838-65	05/17/07	12.98	-15.21
Sinclair Inlet	SI-ES-9	English sole adult	2838-66	05/17/07	13.19	-15.55
Sinclair Inlet	SI-GC-1	Graceful Crab	2838-92	05/17/07	13.30	-14.88
Sinclair Inlet	SI-GC-2	Graceful Crab	2838-93	05/17/07	13.47	-14.54

BATTELLE MARINE SCIENCE LABORATORIES

1529 West Sequim Bay Road
 Sequim, Washington 98382-9099
 360/681-4564

ENVVEST
 Biota Studies
 2007 PSAMP Trawl Biota
 Stable Isotopes

PSAMP Station	PSAMP Code	Organism	MSL Code	Collection Date	$\delta^{15}\text{N}$	$\delta^{13}\text{C}$
Sinclair Inlet	SI-GC-3	Graceful Crab	2838-94	05/17/07	13.37	-15.91
Sinclair Inlet	SI-GC-4	Graceful Crab	2838-95	05/17/07	12.82	-15.06
Sinclair Inlet	SI-GC-5	Graceful Crab	2838-96	05/17/07	14.22	-13.52
Sinclair Inlet	SI-GC-6	Graceful Crab	2838-97	05/17/07	13.52	-14.62
Sinclair Inlet	SI-GC-7	Graceful Crab	2838-98	05/17/07	12.83	-15.00
Sinclair Inlet	SI-GC-8	Graceful Crab	2838-99	05/17/07	13.41	-15.04
Sinclair Inlet	SI-RS-1	Rock sole	2838-67-68	05/17/07	12.02	-16.07
Sinclair Inlet	SI-RS-3	Rock sole	2838-69	05/17/07	13.51	-14.48
Sinclair Inlet	SI-RS-4	Rock sole	2838-70	05/17/07	14.68	-14.24
Sinclair Inlet	SI-SS-1	Sand sole	2838-71	05/17/07	13.80	-14.27
Sinclair Inlet	SI-SS-2	Sand sole	2838-72	05/17/07	13.03	-14.13
Sinclair Inlet	SI-SS-3	Sand sole	2838-73	05/17/07	13.60	-14.60
Sinclair Inlet	SI-SS-4	Sand sole	2838-74	05/17/07	12.89	-14.52
Sinclair Inlet	SI-SS-5	Sand sole	2838-75	05/17/07	13.81	-14.54
Sinclair Inlet	SI-SS-6	Sand sole	2838-76	05/17/07	13.38	-14.16
Sinclair Inlet	SI-SC-COMP	Sea cucumber (6)	2838-100	05/17/07	13.05	-16.23
Sinclair Inlet	SI-SP-3	Shiner perch	2838-87	05/17/07	14.05	-15.62
Sinclair Inlet	SI-SP-4	Shiner perch	2838-88	05/17/07	13.62	-14.41
Sinclair Inlet	SI-SP-5	Shiner perch	2838-89	05/17/07	13.88	-16.88
Sinclair Inlet	SI-SP-6	Shiner perch	2838-90	05/17/07	14.07	-14.70
Sinclair Inlet	SI-SP-7	Shiner perch	2838-91	05/17/07	14.10	-14.73
Sinclair Inlet	SI-RF-1	Spotted Ratfish	2838-83	05/17/07	15.86	-13.51
Sinclair Inlet	SI-RF-2	Spotted Ratfish	2838-84	05/17/07	14.53	-13.82
Sinclair Inlet	SI-SSc-1	Staghorn sculpin	2838-77	05/17/07	15.06	-14.21
Sinclair Inlet	SI-SSc-2	Staghorn sculpin	2838-78	05/17/07	14.51	-14.88
Sinclair Inlet	SI-SSc-3	Staghorn sculpin	2838-79	05/17/07	14.89	-14.70
Sinclair Inlet	SI-SSc-4	Staghorn sculpin	2838-80	05/17/07	15.55	-14.52
Sinclair Inlet	SI-SSc-5	Staghorn sculpin	2838-81	05/17/07	14.85	-13.95
Sinclair Inlet	SI-SSc-6	Staghorn sculpin	2838-82	05/17/07	15.11	-15.27
Port Gardner	PG-ES-1	English sole adult	2838-101	05/29/07	12.45	-16.57
Port Gardner	PG-ES-2	English sole adult	2838-102	05/29/07	12.95	-14.83
Port Gardner	PG-ES-3	English sole adult	2838-103	05/29/07	12.81	-15.70
Nisqually	NIS-ES-1	English sole adult	2838-104	05/30/07	14.77	-14.62
Nisqually	NIS-ES-2	English sole adult	2838-105	05/30/07	13.72	-14.82
Nisqually	NIS-ES-3	English sole adult	2838-106	05/30/07	14.47	-14.56
Nisqually	NIS-RF-1	Spotted Ratfish	2838-107	05/30/07	15.24	-13.08
Nisqually	NIS-RF-2	Spotted Ratfish	2838-108	05/30/07	15.57	-13.27
Nisqually	NIS-RF-3	Spotted Ratfish	2838-109	05/30/07	15.38	-13.43
Hood Canal	HC-ES-1	English sole adult	2838-33	05/03/07	13.04	-15.91
Hood Canal	HC-ES-2	English sole adult	2838-34	05/03/07	13.33	-15.78
Hood Canal	HC-ES-3	English sole adult	2838-35	05/03/07	12.94	-15.93
Hood Canal	HC-GC-1	Graceful Crab	2838-43	05/03/07	12.59	-15.10
Hood Canal	HC-GC-2	Graceful Crab	2838-44	05/03/07	12.28	-16.78

BATTELLE MARINE SCIENCE LABORATORIES

1529 West Sequim Bay Road
 Sequim, Washington 98382-9099
 360/681-4564

ENVVEST
 Biota Studies
 2007 PSAMP Trawl Biota
 Stable Isotopes

PSAMP Station	PSAMP Code	Organism	MSL Code	Collection Date	$\delta^{15}\text{N}$	$\delta^{13}\text{C}$
Hood Canal	HC-RS-1	Rock sole	2838-36	05/03/07	13.18	-14.96
Hood Canal	HC-SP1	Shiner perch	2838-40	05/03/07	14.37	-15.19
Hood Canal	HC-SP2	Shiner perch	2838-41	05/03/07	14.37	-16.11
Hood Canal	HC-SP3	Shiner perch	2838-42	05/03/07	14.26	-16.15
Hood Canal	HC-RF-1	Spotted Ratfish	2838-37	05/03/07	12.67	-14.77
Hood Canal	HC-RF-2	Spotted Ratfish	2838-38	05/03/07	13.36	-14.96
Hood Canal	HC-RF-3	Spotted Ratfish	2838-39	05/03/07	13.69	-14.98
Elliott Bay	EB-ES-1	English sole adult	2838-45	05/16/07	13.93	-15.70
Elliott Bay	EB-ES-2	English sole adult	2838-46	05/16/07	13.59	-13.47
Elliott Bay	EB-ES-3	English sole adult	2838-47	05/16/07	13.67	-15.31
Elliott Bay	EB-RF-1	Spotted Ratfish	2838-48	05/16/07	15.09	-15.20
Elliott Bay	EB-RF-2	Spotted Ratfish	2838-49	05/16/07	14.11	-14.28
Elliott Bay	EB-RF-3	Spotted Ratfish	2838-50	05/16/07	15.70	-14.98
Eagle Harbor	EH-ES-1	English sole adult	2838-51	05/19/07	13.51	-14.19
Eagle Harbor	EH-ES-2	English sole adult	2838-52	05/19/07	14.58	-14.50
Eagle Harbor	EH-ES-3	English sole adult	2838-53	05/19/07	13.75	-14.78
Eagle Harbor	EH-ES-4	English sole adult	2838-54	05/19/07	13.36	-14.65
Eagle Harbor	EH-RF-1	Spotted Ratfish	2838-55	05/19/07	13.51	-14.60
Eagle Harbor	EH-RF-2	Spotted Ratfish	2838-56	05/19/07	14.33	-14.26
Eagle Harbor	EH-RF-3	Spotted Ratfish	2838-57	05/19/07	14.43	-14.39
Duwamish	DU-ES-1	English sole adult	2838-116	05/18/07	12.87	-17.48
Duwamish	DU-ES-2	English sole adult	2838-117	05/18/07	12.56	-15.59
Duwamish	DU-ES-3	English sole adult	2838-118	05/18/07	11.50	-18.96
Duwamish	DU-ES-4	English sole adult	2838-119	05/18/07	11.89	-18.56
Commencement Bay	CB-ES-1	English sole adult	2838-110	05/31/07	12.59	-16.12
Commencement Bay	CB-ES-2	English sole adult	2838-111	05/31/07	12.81	-15.60
Commencement Bay	CB-ES-3	English sole adult	2838-112	05/31/07	11.78	-16.99
Commencement Bay	CB-RF-1	Spotted Ratfish	2838-113	05/31/07	13.93	-14.29
Commencement Bay	CB-RF-2	Spotted Ratfish	2838-114	05/31/07	13.36	-14.58
Commencement Bay	CB-RF-3	Spotted Ratfish	2838-115	05/31/07	13.56	-14.70
ADUW-DOG01	DF-SWC-1	Section Weighted-Composite	2838-174	09/17/07	14.97	-21.28
ADUW-DOG01	DF-WBWC-1	Whole Body Weighted-Composite	2838-177	09/17/07	15.06	-21.27
ADUW-DOG02	DF-SWC-2	Section Weighted-Composite	2838-175	09/17/07	14.81	-20.87
ADUW-DOG02	DF-WBWC-2	Whole Body Weighted-Composite	2838-178	09/17/07	14.46	-21.05
ADUW-DOG03	DF-WBWC-3	Whole Body Weighted-Composite	2838-179	09/17/07	14.54	-21.08
ADUW-DOG04	DF-SWC-4	Section Weighted-Composite	2838-183	09/17/07	14.76	-20.91
ADUW-DOG04	DF-WBWC-4	Whole Body Weighted-Composite	2838-180	09/17/07	14.47	-21.71
ADUW-DOG05	DF-WBWC-5	Whole Body Weighted-Composite	2838-181	09/17/07	14.12	-20.19
ADUW-DOG06	DF-SWC-6	Section Weighted-Composite	2838-176	09/17/07	14.60	-20.17
ADUW-DOG06	DF-WBWC-6	Whole Body Weighted-Composite	2838-182	09/17/07	15.04	-19.96
Sequim Bay		eelgrass shoots	2838-184		8.35	-9.61

QA/QC Sample Results

QC Sample Results: Metals in Biota Tissue

Dry Weight Basis

Client Code				Units = µg/g dry weight				
Station	PSAMP Code	Organism	MSL Code	ICP-MS QC Batch ID	Ag	As	Cd	
					<i>Instrument:</i>	<i>ICP-MS</i>	<i>ICP-MS</i>	<i>ICP-MS</i>
Laboratory Achieved Method Detection Limits					0.002	0.1	0.002	
Reporting Limit (MDL* 3.18)					0.01	0.3	0.01	
<u>Procedural Blanks</u>								
MB 1			Blank 013108	020608-6100A	0.002 U	0.1 U	0.002 U	
MB 2			Blank 020508	021908-6100A	0.002 U	0.1 U	0.002 U	
MB 3			Blank 020708	022008-6100A	0.002 U	0.1 U	0.002 U	
MB 4			Blank 021408	022008-6100A	0.002 U	0.1 U	0.002 U	
MB 5			Blank 041108	041608-6100	0.002 U	0.1 U	0.002 U	
MB 6			Blank 041508	041708-6100	0.002 U	0.138 J	0.002 U	
<u>Laboratory Control Sample Results</u>								
LCS 1			LCS 013108	020608-6100A	4.79	5.15	5.02	
MB 1			Blank 013108	020608-6100A	0.002 U	0.1 U	0.002 U	
			<i>Spike concentration</i>		5	5	5	
			PERCENT RECOVERY		96%	103%	100%	
LCS 2			LCS 020508	021908-6100A	4.89	5.58	4.95	
MB 2			Blank 020508	021908-6100A	0.002 U	0.1 U	0.002 U	
			<i>Spike concentration</i>		5	5	5	
			PERCENT RECOVERY		98%	112%	99%	
LCS 3			LCS 020708	022008-6100A	4.96	2.67	2.70	
MB 3			Blank 020708	022008-6100A	0.002 U	0.1 U	0.002 U	
			<i>Spike concentration</i>		5	2.5	2.5	
			PERCENT RECOVERY		99%	107%	108%	
LCS 4			LCS 021408	022008-6100A	4.91	5.46	5.03	
MB 4			Blank 021408	022008-6100A	0.002 U	0.1 U	0.002 U	
			<i>Spike concentration</i>		5	5	5	
			PERCENT RECOVERY		98%	109%	101%	
LCS 5			Blank 041108	041608-6100	4.95	5.19	5.11	
MB 5			Blank 041108	041608-6100	0.002 U	0.1 U	0.002 U	
			<i>Spike concentration</i>		5	5	5	
			PERCENT RECOVERY		99%	104%	102%	
LCS 6			LCS 041508	041708-6100	4.86	5.49	5.37	
MB 6			Blank 041508	041708-6100	0.002 U	0.138 J	0.002 U	
			<i>Spike concentration</i>		5	5	5	
			PERCENT RECOVERY		97%	110%	107%	
<u>Matrix Spike Results</u>								
MS 1	V-ES-5	English Sole	2838-5 MS	020608-6100A	2.00	56.0	2.23	
MSD 1	V-ES-5	English Sole	2838-5 MSD	020608-6100A	1.93	57.5	2.17	
Vendovi	V-ES-5	English Sole	2838-5	020608-6100A	0.0306	31.9	0.0884	
			<i>Spike concentration, MS</i>		2.10	24.8	2.10	
			<i>Spike concentration, MSD</i>		2.04	24.6	2.04	
			PERCENT RECOVERY, MS		94%	97%	102%	
			PERCENT RECOVERY, MSD		93%	104%	102%	
			RPD		1%	7%	0%	

Client Code	Client Code				Units = µg/g dry weight			
Station	PSAMP Code	Organism	MSL Code	ICP-MS QC Batch ID	Ag	As	Cd	
					<i>Instrument:</i>	<i>ICP-MS</i>	<i>ICP-MS</i>	<i>ICP-MS</i>
Laboratory Achieved Method Detection Limits					0.002	0.1	0.002	
Reporting Limit (MDL* 3.18)					0.01	0.3	0.01	
MS 2	HC-RS-1	Rock sole	2838-36 MS	021908-6100A	1.88	37.5	2.17	
MSD 2	HC-RS-1	Rock sole	2838-36 MSD	021908-6100A	2.04	39.5	2.09	
Hood Canal	HC-RS-1	Rock sole	2838-36	021908-6100A	0.0121	11.2	0.110	
		<i>Spike concentration, MS</i>			<i>1.96</i>	<i>25.2</i>	<i>1.96</i>	
		<i>Spike concentration, MSD</i>			<i>1.98</i>	<i>24.5</i>	<i>1.98</i>	
		PERCENT RECOVERY, MS			95%	104%	105%	
		PERCENT RECOVERY, MSD			102%	116%	100%	
		RPD			7%	11%	5%	
MS 3	SI-SS-3	Sand sole	2838-73 MS	022008-6100A	1.97	35.6	2.12	
MSD 3	SI-SS-3	Sand sole	2838-73 MSD	022008-6100A	1.96	35.2	2.18	
Sinclair Inlet	SI-SS-3	Sand sole	2838-73	022008-6100A	0.0343	7.64	0.0355	
		<i>Spike concentration, MS</i>			<i>1.99</i>	<i>24.9</i>	<i>1.99</i>	
		<i>Spike concentration, MSD</i>			<i>1.98</i>	<i>25.2</i>	<i>1.98</i>	
		PERCENT RECOVERY, MS			97%	112%	105%	
		PERCENT RECOVERY, MSD			97%	109%	108%	
		RPD			0%	3%	3%	
MS 4	NIS-RF-2	Spotted Ratfish	2838-108 MS	022008-6100A	2.81	54.1	2.21	
MSD 4	NIS-RF-2	Spotted Ratfish	2838-108 MSD	022008-6100A	2.73	55.1	2.07	
Nisqually	NIS-RF-2	Spotted Ratfish	2838-108	022008-6100A	0.733	26.9	0.0766	
		<i>Spike concentration, MS</i>			<i>2.00</i>	<i>24.1</i>	<i>2.00</i>	
		<i>Spike concentration, MSD</i>			<i>1.91</i>	<i>24.6</i>	<i>1.91</i>	
		PERCENT RECOVERY, MS			104%	113%	107%	
		PERCENT RECOVERY, MSD			105%	115%	104%	
		RPD			1%	2%	3%	
MS 5	DF-EM-1	Dogfish 1 (EM)	2838-126 MS	041608-6100	2.05	38.1	2.17	
MSD 5	DF-EM-1	Dogfish 1 (EM)	2838-126 MSD	041608-6100	1.98	38.2	2.22	
Admiralty Inlet	DF-EM-1	Dogfish 1 (EM)	2838-126	041608-6100	0.0202	10.9	0.0382	
		<i>Spike concentration, MS</i>			<i>2.01</i>	<i>25.0</i>	<i>2.01</i>	
		<i>Spike concentration, MSD</i>			<i>1.97</i>	<i>24.7</i>	<i>1.97</i>	
		PERCENT RECOVERY, MS			101%	109%	106%	
		PERCENT RECOVERY, MSD			99%	111%	111%	
		RPD			2%	2%	5%	
MS 6	DF-LV-6	Dogfish 6	2838-137 MS	041708-6100	2.08	41.2	33.1	
MSD 6	DF-LV-6	Dogfish 6	2838-137 MSD	041708-6100	2.14	42.6	33.8	
Admiralty Inlet	DF-LV-6	Dogfish 6	2838-137	041708-6100	0.111	14.7	7.51	
		<i>Spike concentration, MS</i>			<i>1.97</i>	<i>25.0</i>	<i>25.0</i>	
		<i>Spike concentration, MSD</i>			<i>2.02</i>	<i>24.7</i>	<i>24.7</i>	
		PERCENT RECOVERY, MS			100%	106%	102%	
		PERCENT RECOVERY, MSD			100%	113%	106%	
		RPD			0%	6%	4%	

Client Code	Client Code				Units = µg/g dry weight			
Station	PSAMP Code	Organism	MSL Code	ICP-MS QC Batch ID	Ag	As	Cd	
					<i>Instrument:</i>	<i>ICP-MS</i>	<i>ICP-MS</i>	<i>ICP-MS</i>
Laboratory Achieved Method Detection Limits					0.002	0.1	0.002	
Reporting Limit (MDL* 3.18)					0.01	0.3	0.01	
Laboratory Duplicate Results								
Vendovi	V-SSc-3	Staghorn sculpin	2838-15 R1	020608-6100A	0.0253	15.3	0.0956	
Vendovi	V-SSc-3	Staghorn sculpin	2838-15 R2	020608-6100A	0.0265	15.5	0.100	
MEAN					0.0259	15.4	0.0978	
RPD					5%	1%	4%	
Elliot Bay	EB-RF-1	Spotted Ratfish	2838-48 R1	021908-6100A	7.86	49.2	0.258	
Elliot Bay	EB-RF-1	Spotted Ratfish	2838-48 R2	021908-6100A	8.23	47.6	0.256	
Elliot Bay	EB-RF-1	Spotted Ratfish	2838-48 DUP	041608-6100	8.03	44.6	0.279	
MEAN					8.04	47.1	0.264	
RSD or RPD (Ni)					2%	5%	5%	
Sinclair Inlet	SI-ES-8	English Sole	2838-65 R1	022008-6100A	0.0273	17.0	0.0541	
Sinclair Inlet	SI-ES-8	English Sole	2838-65 R2	022008-6100A	0.0295	16.3	0.0499	
MEAN					0.0284	16.7	0.0520	
RPD					8%	4%	8%	
Sinclair Inlet	SI-GC-2/6	Graceful Crab (2)	2838-93-97 R1	022008-6100A	1.03	18.3	0.557	
Sinclair Inlet	SI-GC-2/6	Graceful Crab (2)	2838-93-97 R2	022008-6100A	0.915	17.2	0.488	
MEAN					0.973	17.8	0.523	
RPD					12%	6%	13%	
Admiralty Inlet	DF-WBWC-1	Dogfish 1	2838-177 R1	041608-6100	0.0364	11.1	0.730	
Admiralty Inlet	DF-WBWC-1	Dogfish 1	2838-177 R2	041608-6100	0.0403	11.6	0.813	
MEAN					0.0384	11.4	0.772	
RPD					10%	4%	11%	
Admiralty Inlet	DF-WBWC-6	Dogfish 6	2838-182 R1	041708-6100	0.0174	11.3	2.63	
Admiralty Inlet	DF-WBWC-6	Dogfish 6	2838-182 R2	041708-6100	0.0142	10.7	2.33	
MEAN					0.0158	11.0	2.48	
RPD					20%	5%	12%	
Vendovi	V-SSc-1	Staghorn sculpin	2838-13	020608-6100A	0.125	13.6	0.167	
Vendovi	V-SSc-1	Staghorn sculpin	2838-13 DUP	041608-6100	0.121	12.9	0.153	
MEAN					0.123	13.3	0.160	
RPD					3%	5%	9%	
Hood Canal	HC-RF-1	Spotted Ratfish	2838-37	021908-6100A	1.27	28.2	0.304	
Hood Canal	HC-RF-1	Spotted Ratfish	2838-37 DUP	041608-6100	1.18	27.8	0.350	
MEAN					1.23	28.0	0.327	
RPD					7%	1%	14%	
Hood Canal	HC-RF-3	Spotted Ratfish	2838-39	021908-6100A	5.86	35.5	0.201	
Hood Canal	HC-RF-3	Spotted Ratfish	2838-39 DUP	041608-6100	4.42	30.6	0.181	
MEAN					5.14	33.1	0.191	
RPD					28%	15%	10%	

Client Code	Client Code				Units = µg/g dry weight			
Station	PSAMP Code	Organism	MSL Code	ICP-MS QC Batch ID	Ag	As	Cd	
					<i>Instrument:</i>	<i>ICP-MS</i>	<i>ICP-MS</i>	<i>ICP-MS</i>
Laboratory Achieved Method Detection Limits					0.002	0.1	0.002	
Reporting Limit (MDL* 3.18)					0.01	0.3	0.01	
Hood Canal	HC-GC-1	Graceful Crab	2838-43	021908-6100A	1.11	17.6	2.42	
Hood Canal	HC-GC-1	Graceful Crab	2838-43 DUP	041608-6100	1.03	16.9	2.30	
	MEAN				1.07	17.3	2.36	
	RPD				7%	4%	5%	
Sinclair Inlet	SI-RF-1	Spotted Ratfish	2838-83	022008-6100A	2.25	29.2	0.115	
Sinclair Inlet	SI-RF-1	Spotted Ratfish	2838-83 DUP	041608-6100	2.06	27.1	0.112	
	MEAN				2.16	28.2	0.114	
	RPD				9%	7%	3%	
Elliott Bay	EB-RF-3	Spotted Ratfish	2838-50	021908-6100A	3.08	24.7	0.0780	
Elliott Bay	EB-RF-3	Spotted Ratfish	2838-50 DUP	041708-6100	2.02	25.5	0.0706	
	MEAN				2.55	25.1	0.0743	
	RPD				42% *	3%	10%	
Sinclair Inlet	SI-ES-2	English Sole	2838-59	022008-6100A	0.0272	17.6	0.0843	
Sinclair Inlet	SI-ES-2	English Sole	2838-59 DUP	041708-6100	0.0269	18.4	0.0781	
	MEAN				0.0271	18.0	0.0812	
	RPD				1%	4%	8%	
Sinclair Inlet	SI-RS-4	Rock sole	2838-70	022008-6100A	0.002 U	32.9	0.0343	
Sinclair Inlet	SI-RS-4	Rock sole	2838-70 DUP	041708-6100	0.002 U	37.8	0.0369	
	MEAN				NA	35.4	0.0356	
	RPD				NA	14%	7%	
Sinclair Inlet	SI-SSc-1/2	Staghorn sculpin (2)	2838-77-78	022008-6100A	0.137	8.39	0.0682	
Sinclair Inlet	SI-SSc-1/2	Staghorn sculpin (2)	2838-77-78 DUP	041708-6100	0.116	9.09	0.0625	
	MEAN				0.127	8.74	0.0654	
	RPD				17%	8%	9%	
Nisqually	NIS-RF-1	Spotted Ratfish	2838-107	022008-6100A	4.90	34.8	0.243	
Nisqually	NIS-RF-1	Spotted Ratfish	2838-107 DUP	041708-6100	5.33	40.1	0.248	
	MEAN				5.12	37.5	0.246	
	RPD				8%	14%	2%	
Nisqually	NIS-RF-3	Spotted Ratfish	2838-109	022008-6100A	2.14	27.2	0.531	
Nisqually	NIS-RF-3	Spotted Ratfish	2838-109 DUP	041708-6100	1.84	30.7	0.505	
	MEAN				1.99	29.0	0.518	
	RPD				15%	12%	5%	
Commencement Bay	CB-ES-3	English Sole	2838-112	022008-6100A	0.0638	19.7	0.0939	
Commencement Bay	CB-ES-3	English Sole	2838-112 DUP	041708-6100	0.0645	21.7	0.0873	
	MEAN				0.0642	20.7	0.0906	
	RPD				1%	10%	7%	

Client Code				Units = µg/g dry weight				
Station	PSAMP Code	Organism	MSL Code	ICP-MS QC Batch ID	Ag	As	Cd	
					<i>Instrument:</i>	<i>ICP-MS</i>	<i>ICP-MS</i>	<i>ICP-MS</i>
Laboratory Achieved Method Detection Limits					0.002	0.1	0.002	
Reporting Limit (MDL* 3.18)					0.01	0.3	0.01	
Standard Reference Material								
SRM 1		Dogfish Muscle	DORM-2 013108	020608-6100A	NA	18.1	0.0431	
SRM 1		Dogfish Muscle	DORM-2 020508	021908-6100A	NA	17.5	0.0433	
SRM 1		Dogfish Muscle	DORM-2 020708	022008-6100A	NA	17.4	0.0464	
SRM 1		Dogfish Muscle	DORM-2 021408	022008-6100A	NA	18.1	0.0433	
SRM 1		Dogfish Muscle	DORM-2 041108	041608-6100	NA	17.0	0.0426	
SRM 1		Dogfish Muscle	DORM-2 041508	041708-6100	NA	18.9	0.0457	
		Certified Value			NA	18	0.043	
		Range			NA	± 1.1	± 0.008	
		Percent Difference			NA	1%	0%	
		Percent Difference			NA	3%	1%	
		Percent Difference			NA	3%	8%	
		Percent Difference			NA	1%	1%	
		Percent Difference			NA	6%	1%	
		Percent Difference			NA	5%	6%	
SRM 2		Oyster Tissue	1566b 013108	020608-6100A	0.580	7.10	2.42	
SRM 2		Oyster Tissue	1566b 020508	021908-6100A	0.604	6.94	2.52	
SRM 2		Oyster Tissue	1566b 020708	022008-6100A	0.586	7.18	2.46	
SRM 2		Oyster Tissue	1566b 021408	022008-6100A	0.600	7.32	2.43	
SRM 2		Oyster Tissue	1566b 041408	041608-6100	0.583	7.62	2.36	
SRM 2		Oyster Tissue	1566b 041508	041708-6100	0.612	7.14	2.48	
		Certified Value			0.666	7.65	2.48	
		Range			± 0.01	± 0.65	± 0.08	
		Percent Difference			13%	7%	2%	
		Percent Difference			9%	9%	2%	
		Percent Difference			12%	6%	1%	
		Percent Difference			10%	4%	2%	
		Percent Difference			12%	0%	5%	
		Percent Difference			8%	7%	0%	

Client Code	Client Code			Units = µg/g dry weight					
Station	PSAMP Code	Organism	MSL Code	ICP-MS QC Batch ID	Cu	Ni	Pb	Zn	
					<i>Instrument:</i>	<i>ICP-MS</i>	<i>ICP-MS</i>	<i>ICP-MS</i>	<i>ICP-MS</i>
Laboratory Achieved Method Detection Limits					0.09	0.04	0.003	0.1	
Reporting Limit (MDL* 3.18)					0.3	0.1	0.01	0.3	
<u>Procedural Blanks</u>									
MB 1			Blank 013108	020608-6100A	0.09 U	0.04 U	0.0086 J	0.1 U	
MB 2			Blank 020508	021908-6100A	0.09 U	0.04 U	0.003 U	0.343	
MB 3			Blank 020708	022008-6100A	0.09 U	0.04 U	0.003 U	0.1 U	
MB 4			Blank 021408	022008-6100A	0.09 U	0.04 U	0.003 U	0.1 U	
MB 5			Blank 041108	041608-6100	0.09 U	0.04 U	0.003 U	0.621	
MB 6			Blank 041508	041708-6100	0.09 U	0.04 U	0.003 U	0.1 U	
<u>Laboratory Control Sample Results</u>									
LCS 1			LCS 013108	020608-6100A	5.05	4.99	5.05	4.89	
MB 1			Blank 013108	020608-6100A	0.09 U	0.04 U	0.0086 J	0.05 U	
			<i>Spike concentration</i>		5	5	5	5	
			PERCENT RECOVERY		101%	100%	101%	98%	
LCS 2			LCS 020508	021908-6100A	5.08	4.94	5.03	5.80	
MB 2			Blank 020508	021908-6100A	0.09 U	0.04 U	0.003 U	0.343	
			<i>Spike concentration</i>		5	5	5	5	
			PERCENT RECOVERY		102%	99%	101%	109%	
LCS 3			LCS 020708	022008-6100A	2.67	2.62	2.63	2.71	
MB 3			Blank 020708	022008-6100A	0.09 U	0.04 U	0.003 U	0.1 U	
			<i>Spike concentration</i>		2.5	2.5	2.5	2.5	
			PERCENT RECOVERY		107%	105%	105%	108%	
LCS 4			LCS 021408	022008-6100A	5.02	5.00	4.93	5.26	
MB 4			Blank 021408	022008-6100A	0.09 U	0.04 U	0.003 U	0.1 U	
			<i>Spike concentration</i>		5	5	5	5	
			PERCENT RECOVERY		100%	100%	99%	105%	
LCS 5			Blank 041108	041608-6100	5.22	5.15	5.10	5.79	
MB 5			Blank 041108	041608-6100	0.09 U	0.04 U	0.003 U	0.621	
			<i>Spike concentration</i>		5	5	5	5	
			PERCENT RECOVERY		104%	103%	102%	103%	
LCS 6			LCS 041508	041708-6100	5.50	5.36	5.26	5.60	
MB 6			Blank 041508	041708-6100	0.09 U	0.04 U	0.003 U	0.1 U	
			<i>Spike concentration</i>		5	5	5	5	
			PERCENT RECOVERY		110%	107%	105%	112%	
<u>Matrix Spike Results</u>									
MS 1	V-ES-5	English Sole	2838-5 MS	020608-6100A	25.6	24.8	2.92	151	
MSD 1	V-ES-5	English Sole	2838-5 MSD	020608-6100A	26.0	24.7	2.85	154	
Vendovi	V-ES-5	English Sole	2838-5	020608-6100A	3.43	2.07	0.683	58.8	
			<i>Spike concentration, MS</i>		24.8	24.8	2.10	104	
			<i>Spike concentration, MSD</i>		24.6	24.6	2.04	103	
			PERCENT RECOVERY, MS		89%	92%	107%	89%	
			PERCENT RECOVERY, MSD		92%	92%	106%	92%	
			RPD		3%	0%	1%	3%	

Client Code	Client Code			Units = µg/g dry weight				
Station	PSAMP Code	Organism	MSL Code	ICP-MS QC Batch ID	Cu	Ni	Pb	Zn
				<i>Instrument:</i>	<i>ICP-MS</i>	<i>ICP-MS</i>	<i>ICP-MS</i>	<i>ICP-MS</i>
Laboratory Achieved Method Detection Limits					0.09	0.04	0.003	0.1
Reporting Limit (MDL* 3.18)					0.3	0.1	0.01	0.3
MS 2	HC-RS-1	Rock sole	2838-36 MS	021908-6100A	26.0	25.4	2.30	167
MSD 2	HC-RS-1	Rock sole	2838-36 MSD	021908-6100A	26.5	26.6	2.22	172
Hood Canal	HC-RS-1	Rock sole	2838-36	021908-6100A	2.09	1.77	0.158	67.0
		<i>Spike concentration, MS</i>			25.2	25.2	1.96	106
		<i>Spike concentration, MSD</i>			24.5	24.5	1.98	103
		PERCENT RECOVERY, MS			95%	94%	109%	94%
		PERCENT RECOVERY, MSD			100%	101%	104%	102%
		RPD			5%	7%	5%	8%
MS 3	SI-SS-3	Sand sole	2838-73 MS	022008-6100A	28.6	26.9	2.40	180
MSD 3	SI-SS-3	Sand sole	2838-73 MSD	022008-6100A	28.4	27.5	2.38	182
Sinclair Inlet	SI-SS-3	Sand sole	2838-73	022008-6100A	4.09	2.40	0.323	77.6
		<i>Spike concentration, MS</i>			24.9	24.9	1.99	105
		<i>Spike concentration, MSD</i>			25.2	25.2	1.98	106
		PERCENT RECOVERY, MS			98%	98%	104%	98%
		PERCENT RECOVERY, MSD			96%	100%	104%	98%
		RPD			2%	2%	0%	0%
MS 4	NIS-RF-2	Spotted Ratfish	2838-108 MS	022008-6100A	28.9	2.24	2.12	129
MSD 4	NIS-RF-2	Spotted Ratfish	2838-108 MSD	022008-6100A	29.9	2.17	2.03	133
Nisqually	NIS-RF-2	Spotted Ratfish	2838-108	022008-6100A	3.60	0.215	0.123	24.3
		<i>Spike concentration, MS</i>			24.1	2.00	2.0	102
		<i>Spike concentration, MSD</i>			24.6	1.91	1.9	104
		PERCENT RECOVERY, MS			105%	101%	100%	103%
		PERCENT RECOVERY, MSD			107%	102%	100%	105%
		RPD			2%	1%	0%	2%
MS 5	DF-EM-1	Dogfish 1 (EM)	2838-126 MS	041608-6100	28.5	2.29	2.09	147
MSD 5	DF-EM-1	Dogfish 1 (EM)	2838-126 MSD	041608-6100	27.9	2.31	2.13	147
Admiralty Inlet	DF-EM-1	Dogfish 1 (EM)	2838-126	041608-6100	1.96	0.04 U	0.0106	24.5
		<i>Spike concentration, MS</i>			25.0	2.01	2.01	105
		<i>Spike concentration, MSD</i>			24.7	1.97	1.97	104
		PERCENT RECOVERY, MS			106%	114%	103%	117%
		PERCENT RECOVERY, MSD			105%	117%	108%	118%
		RPD			1%	3%	5%	1%
MS 6	DF-LV-6	Dogfish 6	2838-137 MS	041708-6100	30.9	1.81	1.83	135
MSD 6	DF-LV-6	Dogfish 6	2838-137 MSD	041708-6100	31.5	2.39	2.32	142
Admiralty Inlet	DF-LV-6	Dogfish 6	2838-137	041708-6100	5.82	0.04 U	0.00316 J	25.3
		<i>Spike concentration, MS</i>			25.0	1.97	1.97	105
		<i>Spike concentration, MSD</i>			24.7	2.02	2.02	104
		PERCENT RECOVERY, MS			100%	92%	93%	104%
		PERCENT RECOVERY, MSD			104%	118%	115%	112%
		RPD			4%	25%	21%	7%

Client Code	Client Code				Units = µg/g dry weight				
Station	PSAMP Code	Organism	MSL Code	ICP-MS QC Batch ID	Cu	Ni	Pb	Zn	
					<i>Instrument:</i>	<i>ICP-MS</i>	<i>ICP-MS</i>	<i>ICP-MS</i>	<i>ICP-MS</i>
Laboratory Achieved Method Detection Limits					0.09	0.04	0.003	0.1	
Reporting Limit (MDL* 3.18)					0.3	0.1	0.01	0.3	
Laboratory Duplicate Results									
Vendovi	V-SSc-3	Staghorn sculpin	2838-15 R1	020608-6100A	3.75	1.28	0.0601	59.1	
Vendovi	V-SSc-3	Staghorn sculpin	2838-15 R2	020608-6100A	4.17	1.18	0.0594	60.7	
MEAN					3.96	1.23	0.0598	59.9	
RPD					11%	8%	1%	3%	
Elliot Bay	EB-RF-1	Spotted Ratfish	2838-48 R1	021908-6100A	4.30	0.435	0.233	23.7	
Elliot Bay	EB-RF-1	Spotted Ratfish	2838-48 R2	021908-6100A	3.83		0.252	23.5	
Elliot Bay	EB-RF-1	Spotted Ratfish	2838-48 DUP	041608-6100	3.88	0.464	0.222	24.1	
MEAN					4.00	0.450	0.236	23.8	
RSD or RPD (Ni)					6%	6%	6%	1%	
Sinclair Inlet	SI-ES-8	English Sole	2838-65 R1	022008-6100A	4.22	1.76	1.85	77.7	
Sinclair Inlet	SI-ES-8	English Sole	2838-65 R2	022008-6100A	4.10	1.97	1.84	77.7	
MEAN					4.16	1.87	1.85	77.7	
RPD					3%	11%	1%	0%	
Sinclair Inlet	SI-GC-2/6	Graceful Crab (2)	2838-93-97 R1	022008-6100A	66.1	4.82	5.82	152	
Sinclair Inlet	SI-GC-2/6	Graceful Crab (2)	2838-93-97 R2	022008-6100A	58.8	5.04	5.46	138	
MEAN					62.5	4.93	5.64	145	
RPD					12%	4%	6%	10%	
Admiralty Inlet	DF-WBWC-1	Dogfish 1	2838-177 R1	041608-6100	1.54	0.156	0.00832 J	21.4	
Admiralty Inlet	DF-WBWC-1	Dogfish 1	2838-177 R2	041608-6100	1.57	0.101	0.00811 J	21.8	
MEAN					1.56	0.129	0.00822 J	21.6	
RPD					2%	43% *	3%	2%	
Admiralty Inlet	DF-WBWC-6	Dogfish 6	2838-182 R1	041708-6100	2.72	0.555	0.0543	49.9	
Admiralty Inlet	DF-WBWC-6	Dogfish 6	2838-182 R2	041708-6100	2.14	0.558	0.0591	44.2	
MEAN					2.43	0.557	0.0567	47.1	
RPD					24%	1%	8%	12%	
Vendovi	V-SSc-1	Staghorn sculpin	2838-13	020608-6100A	10.2	1.31	0.133	61.8	
Vendovi	V-SSc-1	Staghorn sculpin	2838-13 DUP	041608-6100	9.58	1.28	0.136	56.5	
MEAN					9.89	1.30	0.135	59.2	
RPD					6%	2%	2%	9%	
Hood Canal	HC-RF-1	Spotted Ratfish	2838-37	021908-6100A	3.61	0.866	NA	27.7	
Hood Canal	HC-RF-1	Spotted Ratfish	2838-37 DUP	041608-6100	4.22	0.750	0.0927	24.1	
MEAN					3.92	0.808	NA	25.9	
RPD					16%	14%	NA	14%	
Hood Canal	HC-RF-3	Spotted Ratfish	2838-39	021908-6100A	4.60	0.129	0.0417	26.2	
Hood Canal	HC-RF-3	Spotted Ratfish	2838-39 DUP	041608-6100	3.91	0.112	0.0410	22.5	
MEAN					4.26	0.121	0.0414	24.4	
RPD					16%	14%	2%	15%	

Client Code	Client Code			Units = µg/g dry weight					
Station	PSAMP Code	Organism	MSL Code	ICP-MS QC Batch ID	Cu	Ni	Pb	Zn	
					<i>Instrument:</i>	<i>ICP-MS</i>	<i>ICP-MS</i>	<i>ICP-MS</i>	<i>ICP-MS</i>
Laboratory Achieved Method Detection Limits					0.09	0.04	0.003	0.1	
Reporting Limit (MDL* 3.18)					0.3	0.1	0.01	0.3	
Hood Canal	HC-GC-1	Graceful Crab	2838-43	021908-6100A	46.9	4.58	0.298	80.6	
Hood Canal	HC-GC-1	Graceful Crab	2838-43 DUP	041608-6100	43.3	4.16	0.299	70.4	
	MEAN				45.1	4.37	0.299	75.5	
	RPD				8%	10%	0%	14%	
Sinclair Inlet	SI-RF-1	Spotted Ratfish	2838-83	022008-6100A	4.64	0.272	0.222	23.1	
Sinclair Inlet	SI-RF-1	Spotted Ratfish	2838-83 DUP	041608-6100	4.46	0.244	0.201	21.6	
	MEAN				4.55	0.258	0.212	22.4	
	RPD				4%	11%	10%	7%	
Elliott Bay	EB-RF-3	Spotted Ratfish	2838-50	021908-6100A	4.66	0.106	0.141	25.0	
Elliott Bay	EB-RF-3	Spotted Ratfish	2838-50 DUP	041708-6100	4.54	0.127	0.125	23.0	
	MEAN				4.60	0.117	0.133	24.0	
	RPD				3%	18%	12%	8%	
Sinclair Inlet	SI-ES-2	English Sole	2838-59	022008-6100A	4.37	1.15	5.87	66.2	
Sinclair Inlet	SI-ES-2	English Sole	2838-59 DUP	041708-6100	5.45	1.30	NA	61.1	
	MEAN				4.91	1.23	NA	63.7	
	RPD				22%	12%	NA	8%	
Sinclair Inlet	SI-RS-4	Rock sole	2838-70	022008-6100A	1.78	3.38	2.43	111	
Sinclair Inlet	SI-RS-4	Rock sole	2838-70 DUP	041708-6100	1.98	3.00	2.68	102	
	MEAN				1.88	3.19	2.56	107	
	RPD				11%	12%	10%	8%	
Sinclair Inlet	SI-SSc-1/2	Staghorn sculpin (2)	2838-77-78	022008-6100A	9.87	2.12	1.17	73.4	
Sinclair Inlet	SI-SSc-1/2	Staghorn sculpin (2)	2838-77-78 DUP	041708-6100	9.40	1.93	1.14	65.9	
	MEAN				9.64	2.03	1.16	69.7	
	RPD				5%	9%	3%	11%	
Nisqually	NIS-RF-1	Spotted Ratfish	2838-107	022008-6100A	4.76	0.0905 J	0.108	22.5	
Nisqually	NIS-RF-1	Spotted Ratfish	2838-107 DUP	041708-6100	4.70	0.0955 J	0.121	23.1	
	MEAN				4.73	0.0930 J	0.115	22.8	
	RPD				1%	5%	11%	3%	
Nisqually	NIS-RF-3	Spotted Ratfish	2838-109	022008-6100A	6.17	0.296	0.0609	28.0	
Nisqually	NIS-RF-3	Spotted Ratfish	2838-109 DUP	041708-6100	6.41	0.345	0.0661	28.8	
	MEAN				6.29	0.321	0.0635	28.4	
	RPD				4%	15%	8%	3%	
Commencement Bay	CB-ES-3	English Sole	2838-112	022008-6100A	6.51	2.01	2.30	74.3	
Commencement Bay	CB-ES-3	English Sole	2838-112 DUP	041708-6100	6.06	2.29	2.29	69.4	
	MEAN				6.29	2.15	2.30	71.9	
	RPD				7%	13%	0%	7%	

Client Code				Units = µg/g dry weight				
Station	PSAMP Code	Organism	MSL Code	ICP-MS QC Batch ID	Cu	Ni	Pb	Zn
				<i>Instrument:</i>	<i>ICP-MS</i>	<i>ICP-MS</i>	<i>ICP-MS</i>	<i>ICP-MS</i>
Laboratory Achieved Method Detection Limits					0.09	0.04	0.003	0.1
Reporting Limit (MDL* 3.18)					0.3	0.1	0.01	0.3
Standard Reference Material								
SRM 1		Dogfish Muscle	DORM-2 013108	020608-6100A	2.19	17.7	0.0493	25.9
SRM 1		Dogfish Muscle	DORM-2 020508	021908-6100A	2.07	18.1	0.0576	26.4
SRM 1		Dogfish Muscle	DORM-2 020708	022008-6100A	2.23	17.3	0.0544	25.9
SRM 1		Dogfish Muscle	DORM-2 021408	022008-6100A	2.44	19.0	0.0765	25.5
SRM 1		Dogfish Muscle	DORM-2 041108	041608-6100	2.12	18.5	0.0512	25.7
SRM 1		Dogfish Muscle	DORM-2 041508	041708-6100	2.13	18.7	0.0611	26.0
		Certified Value			2.34	19.4	0.065	25.6
		Range			± 0.16	± 3.10	± 0.007	± 2.3
		Percent Difference			6%	9%	24% &	1%
		Percent Difference			12%	7%	11%	3%
		Percent Difference			5%	11%	16%	1%
		Percent Difference			4%	2%	18%	0%
		Percent Difference			9%	5%	21% &	0%
		Percent Difference			9%	4%	6%	2%
SRM 2		Oyster Tissue	1566b 013108	020608-6100A	66.4	1.04	0.295	1502
SRM 2		Oyster Tissue	1566b 020508	021908-6100A	67.2	0.935	0.296	1469
SRM 2		Oyster Tissue	1566b 020708	022008-6100A	68.2	0.934	0.294	1499
SRM 2		Oyster Tissue	1566b 021408	022008-6100A	69.8	0.945	0.280	1540
SRM 2		Oyster Tissue	1566b 041408	041608-6100	70.6	1.05	0.284	1628
SRM 2		Oyster Tissue	1566b 041508	041708-6100	67.7	0.964	0.281	1474
		Certified Value			71.6	1.04	0.308	1424
		Range			± 1.60	± 0.09	± 0.01	± 46.00
		Percent Difference			7%	0%	4%	5%
		Percent Difference			6%	10%	4%	3%
		Percent Difference			5%	10%	5%	5%
		Percent Difference			3%	9%	9%	8%
		Percent Difference			1%	1%	8%	14%
		Percent Difference			5%	7%	9%	4%

Client Code	Client Code			CVAA QC Batch	Hg
Station	PSAMP Code	Organism	MSL Code	ID	
<i>Instrument:</i>					CVAA
Laboratory Achieved Method Detection Limits					0.005
Reporting Limit (MDL* 3.18)					0.02

Procedural Blanks

MB 1			Blank 013108	031208HGBL	0.00550 J
MB 2			Blank 020508	031208HGBL	0.005 U
MB 3			Blank 020708	032608HGBL	0.00595 J
MB 4			Blank 021408	032608HGBL	0.005 U
MB 5			Blank 041108	042508HGBL	0.005 U
MB 6			Blank 041508	042508HGBL	0.0161 J

Laboratory Control Sample Results

LCS 1			LCS 013108	031208HGBL	1.57
MB 1			Blank 013108	031208HGBL	0.0055 J
			<i>Spike concentration</i>		2
			PERCENT RECOVERY		78%
LCS 2			LCS 020508	031208HGBL	1.97
MB 2			Blank 020508	031208HGBL	0.005 U
			<i>Spike concentration</i>		2
			PERCENT RECOVERY		99%
LCS 3			LCS 020708	032608HGBL	2.03
MB 3			Blank 020708	032608HGBL	0.00595 J
			<i>Spike concentration</i>		2
			PERCENT RECOVERY		101%
LCS 4			LCS 021408	032608HGBL	2.06
MB 4			Blank 021408	032608HGBL	0.005 U
			<i>Spike concentration</i>		2
			PERCENT RECOVERY		103%
LCS 5			Blank 041108	042508HGBL	2.03
MB 5			Blank 041108	042508HGBL	0.005 U
			<i>Spike concentration</i>		2
			PERCENT RECOVERY		102%
LCS 6			LCS 041508	042508HGBL	1.95
MB 6			Blank 041508	042508HGBL	0.0161 J
			<i>Spike concentration</i>		2
			PERCENT RECOVERY		97%

Matrix Spike Results

MS 1	V-ES-5	English Sole	2838-5 MS	031208HGBL	2.17
MSD 1	V-ES-5	English Sole	2838-5 MSD	031208HGBL	2.17
Vendovi	V-ES-5	English Sole	2838-5	031208HGBL	0.228
			<i>Spike concentration, MS</i>		2.10
			<i>Spike concentration, MSD</i>		2.04
			PERCENT RECOVERY, MS		92%
			PERCENT RECOVERY, MSD		95%
			RPD		3%

Client Code	Client Code				
Station	PSAMP Code	Organism	MSL Code	CVAA QC Batch ID	Hg
				<i>Instrument:</i>	<i>CVAA</i>
Laboratory Achieved Method Detection Limits					0.005
Reporting Limit (MDL* 3.18)					0.02
MS 2	HC-RS-1	Rock sole	2838-36 MS	031208HGBL	2.11
MSD 2	HC-RS-1	Rock sole	2838-36 MSD	031208HGBL	2.15
Hood Canal	HC-RS-1	Rock sole	2838-36	031208HGBL	0.216
		<i>Spike concentration, MS</i>			1.96
		<i>Spike concentration, MSD</i>			1.98
		PERCENT RECOVERY, MS			97%
		PERCENT RECOVERY, MSD			98%
		RPD			1%
MS 3	SI-SS-3	Sand sole	2838-73 MS	032608HGBL	2.55
MSD 3	SI-SS-3	Sand sole	2838-73 MSD	032608HGBL	2.50
Sinclair Inlet	SI-SS-3	Sand sole	2838-73	032608HGBL	0.480
		<i>Spike concentration, MS</i>			1.99
		<i>Spike concentration, MSD</i>			1.98
		PERCENT RECOVERY, MS			104%
		PERCENT RECOVERY, MSD			102%
		RPD			2%
MS 4	NIS-RF-2	Spotted Ratfish	2838-108 MS	032608HGBL	2.64
MSD 4	NIS-RF-2	Spotted Ratfish	2838-108 MSD	032608HGBL	2.49
Nisqually	NIS-RF-2	Spotted Ratfish	2838-108	032608HGBL	0.485
		<i>Spike concentration, MS</i>			2.00
		<i>Spike concentration, MSD</i>			1.91
		PERCENT RECOVERY, MS			108%
		PERCENT RECOVERY, MSD			105%
		RPD			3%
MS 5	DF-EM-1	Dogfish 1 (EM)	2838-126 MS	042508HGBL	2.01
MSD 5	DF-EM-1	Dogfish 1 (EM)	2838-126 MSD	042508HGBL	1.98
Admiralty Inlet	DF-EM-1	Dogfish 1 (EM)	2838-126	042508HGBL	0.0368
		<i>Spike concentration, MS</i>			2.01
		<i>Spike concentration, MSD</i>			1.97
		PERCENT RECOVERY, MS			98%
		PERCENT RECOVERY, MSD			99%
		RPD			1%
MS 6	DF-LV-6	Dogfish 6	2838-137 MS	042508HGBL	2.15
MSD 6	DF-LV-6	Dogfish 6	2838-137 MSD	042508HGBL	2.20
Admiralty Inlet	DF-LV-6	Dogfish 6	2838-137	042508HGBL	0.242
		<i>Spike concentration, MS</i>			1.97
		<i>Spike concentration, MSD</i>			2.02
		PERCENT RECOVERY, MS			97%
		PERCENT RECOVERY, MSD			97%
		RPD			0%

Client Code	Client Code				
Station	PSAMP Code	Organism	MSL Code	CVAA QC Batch ID	Hg
				<i>Instrument:</i>	CVAA
Laboratory Achieved Method Detection Limits					0.005
Reporting Limit (MDL* 3.18)					0.02
<u>Laboratory Duplicate Results</u>					
Vendovi	V-SSc-3	Staghorn sculpin	2838-15 R1	031208HGBL	0.353
Vendovi	V-SSc-3	Staghorn sculpin	2838-15 R2	031208HGBL	0.368
MEAN					0.361
RPD					4%
Elliot Bay	EB-RF-1	Spotted Ratfish	2838-48 R1	031208HGBL	0.734
Elliot Bay	EB-RF-1	Spotted Ratfish	2838-48 R2	031208HGBL	0.712
Elliot Bay	EB-RF-1	Spotted Ratfish	2838-48 DUP	042508HGBL	0.763
MEAN					0.736
RSD					3%
Sinclair Inlet	SI-ES-8	English Sole	2838-65 R1	032608HGBL	0.180
Sinclair Inlet	SI-ES-8	English Sole	2838-65 R2	032608HGBL	0.174
MEAN					0.177
RPD					3%
Sinclair Inlet	SI-GC-2/6	Graceful Crab (2)	2838-93-97 R1	032608HGBL	0.217
Sinclair Inlet	SI-GC-2/6	Graceful Crab (2)	2838-93-97 R2	032608HGBL	0.206
MEAN					0.212
RPD					5%
Admiralty Inlet	DF-WBWC-1	Dogfish 1	2838-177 R1	042508HGBL	1.45
Admiralty Inlet	DF-WBWC-1	Dogfish 1	2838-177 R2	042508HGBL	1.46
MEAN					1.46
RPD					1%
Admiralty Inlet	DF-WBWC-6	Dogfish 6	2838-182 R1	042508HGBL	1.35
Admiralty Inlet	DF-WBWC-6	Dogfish 6	2838-182 R2	042508HGBL	1.34
MEAN					1.35
RPD					1%
Vendovi	V-SSc-1	Staghorn sculpin	2838-13	031208HGBL	0.300
Vendovi	V-SSc-1	Staghorn sculpin	2838-13 DUP	042508HGBL	0.307
MEAN					0.304
RPD					2%
Hood Canal	HC-RF-1	Spotted Ratfish	2838-37	031208HGBL	0.298
Hood Canal	HC-RF-1	Spotted Ratfish	2838-37 DUP	042508HGBL	0.363
MEAN					0.331
RPD					20%
Hood Canal	HC-RF-3	Spotted Ratfish	2838-39	031208HGBL	0.593
Hood Canal	HC-RF-3	Spotted Ratfish	2838-39 DUP	042508HGBL	0.598
MEAN					0.596
RPD					1%

Client Code	Client Code				
Station	PSAMP Code	Organism	MSL Code	CVAA QC Batch ID	Hg
				<i>Instrument:</i>	<i>CVAA</i>
Laboratory Achieved Method Detection Limits					0.005
Reporting Limit (MDL* 3.18)					0.02
Hood Canal	HC-GC-1	Graceful Crab	2838-43	031208HGBL	0.0902
Hood Canal	HC-GC-1	Graceful Crab	2838-43 DUP	042508HGBL	0.0897
	MEAN				0.0900
	RPD				1%
Sinclair Inlet	SI-RF-1	Spotted Ratfish	2838-83	032608HGBL	0.788
Sinclair Inlet	SI-RF-1	Spotted Ratfish	2838-83 DUP	042508HGBL	0.796
	MEAN				0.792
	RPD				1%
Elliott Bay	EB-RF-3	Spotted Ratfish	2838-50	031208HGBL	0.776
Elliott Bay	EB-RF-3	Spotted Ratfish	2838-50 DUP	042508HGBL	0.753
	MEAN				0.765
	RPD				3%
Sinclair Inlet	SI-ES-2	English Sole	2838-59	032608HGBL	0.126
Sinclair Inlet	SI-ES-2	English Sole	2838-59 DUP	042508HGBL	0.129
	MEAN				0.128
	RPD				2%
Sinclair Inlet	SI-RS-4	Rock sole	2838-70	032608HGBL	0.410
Sinclair Inlet	SI-RS-4	Rock sole	2838-70 DUP	042508HGBL	0.402
	MEAN				0.406
	RPD				2%
Sinclair Inlet	SI-SSc-1/2	Staghorn sculpin (2)	2838-77-78	032608HGBL	0.250
Sinclair Inlet	SI-SSc-1/2	Staghorn sculpin (2)	2838-77-78 DUP	042508HGBL	0.230
	MEAN				0.240
	RPD				8%
Nisqually	NIS-RF-1	Spotted Ratfish	2838-107	032608HGBL	0.739
Nisqually	NIS-RF-1	Spotted Ratfish	2838-107 DUP	042508HGBL	0.758
	MEAN				0.749
	RPD				3%
Nisqually	NIS-RF-3	Spotted Ratfish	2838-109	032608HGBL	0.449
Nisqually	NIS-RF-3	Spotted Ratfish	2838-109 DUP	042508HGBL	0.424
	MEAN				0.437
	RPD				6%
Commencement Bay	CB-ES-3	English Sole	2838-112	032608HGBL	0.229
Commencement Bay	CB-ES-3	English Sole	2838-112 DUP	042508HGBL	0.213
	MEAN				0.221
	RPD				7%

Client Code	Client Code				
Station	PSAMP Code	Organism	MSL Code	CVAA QC Batch ID	Hg
<i>Instrument:</i>					<i>CVAA</i>
Laboratory Achieved Method Detection Limits					0.005
Reporting Limit (MDL* 3.18)					0.02

Standard Reference Material

SRM 1	Dogfish Muscle	DORM-2 013108	031208HGBL	4.01
SRM 1	Dogfish Muscle	DORM-2 020508	031208HGBL	4.05
SRM 1	Dogfish Muscle	DORM-2 020708	032608HGBL	4.19
SRM 1	Dogfish Muscle	DORM-2 021408	032608HGBL	4.38
SRM 1	Dogfish Muscle	DORM-2 041108	042508HGBL	4.20
SRM 1	Dogfish Muscle	DORM-2 041508	042508HGBL	4.12
	Certified Value			4.64
	Range			± 0.26
	Percent Difference			14%
	Percent Difference			13%
	Percent Difference			10%
	Percent Difference			6%
	Percent Difference			9%
	Percent Difference			11%

Client Code	Client Code				
Station	PSAMP Code	Organism	MSL Code	ICP-OES QC Batch ID	Cr
				<i>Instrument:</i>	<i>ICP-OES</i>
Laboratory Achieved Method Detection Limits					0.04
Reporting Limit (MDL* 3.18)					0.1
<u>Procedural Blanks</u>					
MB 1			Blank 013108	I040408A	0.04 U
MB 2			Blank 020508	I040408A	0.04 U
MB 3			Blank 020708	I040708A	0.04 U
MB 4			Blank 021408	I040708A	0.04 U
MB 5			Blank 041108	I051208C	0.04 U
MB 6			Blank 041508	I051208C	0.04 U
<u>Laboratory Control Sample Results</u>					
LCS 1			LCS 013108	I040408A	4.62
MB 1			Blank 013108	I040408A	0.04 U
			<i>Spike concentration</i>		5
			PERCENT RECOVERY		92%
LCS 2			LCS 020508	I040408A	5.03
MB 2			Blank 020508	I040408A	0.04 U
			<i>Spike concentration</i>		5
			PERCENT RECOVERY		101%
LCS 3			LCS 020708	I040708A	2.62
MB 3			Blank 020708	I040708A	0.04 U
			<i>Spike concentration</i>		2.5
			PERCENT RECOVERY		105%
LCS 4			LCS 021408	I040708A	5.11
MB 4			Blank 021408	I040708A	0.04 U
			<i>Spike concentration</i>		5
			PERCENT RECOVERY		102%
LCS 5			Blank 041108	I051208C	4.96
MB 5			Blank 041108	I051208C	0.04 U
			<i>Spike concentration</i>		5
			PERCENT RECOVERY		99%
LCS 6			LCS 041508	I051208C	5.08
MB 6			Blank 041508	I051208C	0.04 U
			<i>Spike concentration</i>		5
			PERCENT RECOVERY		102%
<u>Matrix Spike Results</u>					
MS 1	V-ES-5	English Sole	2838-5 MS	I040408A	3.11
MSD 1	V-ES-5	English Sole	2838-5 MSD	I040408A	3.01
Vendovi	V-ES-5	English Sole	2838-5	I040408A	1.18
			<i>Spike concentration, MS</i>		2.10
			<i>Spike concentration, MSD</i>		2.04
			PERCENT RECOVERY, MS		92%
			PERCENT RECOVERY, MSD		90%
			RPD		2%

Client Code	Client Code				
Station	PSAMP Code	Organism	MSL Code	ICP-OES QC Batch ID	Cr
<i>Instrument:</i>					<i>ICP-OES</i>
Laboratory Achieved Method Detection Limits					0.04
Reporting Limit (MDL* 3.18)					0.1
MS 2	HC-RS-1	Rock sole	2838-36 MS	I040408A	2.82
MSD 2	HC-RS-1	Rock sole	2838-36 MSD	I040408A	2.89
Hood Canal	HC-RS-1	Rock sole	2838-36	I040408A	0.684
		<i>Spike concentration, MS</i>			1.96
		<i>Spike concentration, MSD</i>			1.98
		PERCENT RECOVERY, MS			109%
		PERCENT RECOVERY, MSD			111%
		RPD			2%
MS 3	SI-SS-3	Sand sole	2838-73 MS	I040708A	2.81
MSD 3	SI-SS-3	Sand sole	2838-73 MSD	I040708A	2.88
Sinclair Inlet	SI-SS-3	Sand sole	2838-73	I040708A	0.810
		<i>Spike concentration, MS</i>			1.99
		<i>Spike concentration, MSD</i>			1.98
		PERCENT RECOVERY, MS			101%
		PERCENT RECOVERY, MSD			105%
		RPD			4%
MS 4	NIS-RF-2	Spotted Ratfish	2838-108 MS	I040708A	2.17
MSD 4	NIS-RF-2	Spotted Ratfish	2838-108 MSD	I040708A	2.06
Nisqually	NIS-RF-2	Spotted Ratfish	2838-108	I040708A	0.201
		<i>Spike concentration, MS</i>			2.00
		<i>Spike concentration, MSD</i>			1.91
		PERCENT RECOVERY, MS			98%
		PERCENT RECOVERY, MSD			97%
		RPD			1%
MS 5	DF-EM-1	Dogfish 1 (EM)	2838-126 MS	I051208C	2.28
MSD 5	DF-EM-1	Dogfish 1 (EM)	2838-126 MSD	I051208C	2.23
Admiralty Inlet	DF-EM-1	Dogfish 1 (EM)	2838-126	I051208C	0.198
		<i>Spike concentration, MS</i>			2.01
		<i>Spike concentration, MSD</i>			1.97
		PERCENT RECOVERY, MS			104%
		PERCENT RECOVERY, MSD			103%
		RPD			1%
MS 6	DF-LV-6	Dogfish 6	2838-137 MS	I051208C	1.92
MSD 6	DF-LV-6	Dogfish 6	2838-137 MSD	I051208C	2.47
Admiralty Inlet	DF-LV-6	Dogfish 6	2838-137	I051208C	0.0710 J
		<i>Spike concentration, MS</i>			1.97
		<i>Spike concentration, MSD</i>			2.02
		PERCENT RECOVERY, MS			94%
		PERCENT RECOVERY, MSD			119%
		RPD			23%

Client Code	Client Code				
Station	PSAMP Code	Organism	MSL Code	ICP-OES QC Batch ID	Cr
<i>Instrument:</i>					<i>ICP-OES</i>
Laboratory Achieved Method Detection Limits					0.04
Reporting Limit (MDL* 3.18)					0.1
<u>Laboratory Duplicate Results</u>					
Vendovi	V-SSc-3	Staghorn sculpin	2838-15 R1	I040408A	0.680
Vendovi	V-SSc-3	Staghorn sculpin	2838-15 R2	I040408A	0.777
	MEAN				0.729
	RPD				13%
Elliot Bay	EB-RF-1	Spotted Ratfish	2838-48 R1	I040408A	0.292
Elliot Bay	EB-RF-1	Spotted Ratfish	2838-48 R2	I040408A	0.286
Elliot Bay	EB-RF-1	Spotted Ratfish	2838-48 DUP	I051208C	0.364
	MEAN				0.314
	RSD				14%
Sinclair Inlet	SI-ES-8	English Sole	2838-65 R1	I040708A	1.61
Sinclair Inlet	SI-ES-8	English Sole	2838-65 R2	I040708A	1.60
	MEAN				1.61
	RPD				1%
Sinclair Inlet	SI-GC-2/6	Graceful Crab (2)	2838-93-97 R1	I040708A	2.44
Sinclair Inlet	SI-GC-2/6	Graceful Crab (2)	2838-93-97 R2	I040708A	2.42
	MEAN				2.43
	RPD				1%
Admiralty Inlet	DF-WBWC-1	Dogfish 1	2838-177 R1	I051208C	0.170
Admiralty Inlet	DF-WBWC-1	Dogfish 1	2838-177 R2	I051208C	0.157
	MEAN				0.164
	RPD				8%
Vendovi	V-SSc-1	Staghorn sculpin	2838-13	I040408A	1.33
Vendovi	V-SSc-1	Staghorn sculpin	2838-13 DUP	I051208C	1.26
	MEAN				1.30
	RPD				5%
Hood Canal	HC-RF-1	Spotted Ratfish	2838-37	I040408A	0.317
Hood Canal	HC-RF-1	Spotted Ratfish	2838-37 DUP	I051208C	0.328
	MEAN				0.323
	RPD				3%
Hood Canal	HC-RF-3	Spotted Ratfish	2838-39	I040408A	0.135
Hood Canal	HC-RF-3	Spotted Ratfish	2838-39 DUP	I051208C	0.144
	MEAN				0.140
	RPD				6%
Hood Canal	HC-GC-1	Graceful Crab	2838-43	I040408A	1.42
Hood Canal	HC-GC-1	Graceful Crab	2838-43 DUP	I051208C	1.43
	MEAN				1.43
	RPD				1%

Client Code	Client Code				
Station	PSAMP Code	Organism	MSL Code	ICP-OES QC Batch ID	Cr
<i>Instrument:</i>					<i>ICP-OES</i>
Laboratory Achieved Method Detection Limits					0.04
Reporting Limit (MDL* 3.18)					0.1
Sinclair Inlet	SI-RF-1	Spotted Ratfish	2838-83	I040708A	0.317
Sinclair Inlet	SI-RF-1	Spotted Ratfish	2838-83 DUP	I051208C	0.308
	MEAN				0.313
	RPD				3%
Elliott Bay	EB-RF-3	Spotted Ratfish	2838-50	I040408A	0.179
Elliott Bay	EB-RF-3	Spotted Ratfish	2838-50 DUP	I051208C	0.188
	MEAN				0.184
	RPD				5%
Sinclair Inlet	SI-ES-2	English Sole	2838-59	I040708A	1.21
Sinclair Inlet	SI-ES-2	English Sole	2838-59 DUP	I051208C	1.58
	MEAN				1.40
	RPD				26%
Sinclair Inlet	SI-RS-4	Rock sole	2838-70	I040708A	1.11
Sinclair Inlet	SI-RS-4	Rock sole	2838-70 DUP	I051208C	1.52
	MEAN				1.32
	RPD				31% *
Sinclair Inlet	SI-SSc-1/2	Staghorn sculpin (2)	2838-77-78	I040708A	1.45
Sinclair Inlet	SI-SSc-1/2	Staghorn sculpin (2)	2838-77-78 DUP	I051208C	1.62
	MEAN				1.54
	RPD				11%
Commencement Bay	CB-ES-3	English Sole	2838-112	I040708A	1.47
Commencement Bay	CB-ES-3	English Sole	2838-112 DUP	I051208C	1.78
	MEAN				1.63
	RPD				19%
<u>Standard Reference Material</u>					
SRM 1		Dogfish Muscle	DORM-2 013108	I040408A	30.1
SRM 1		Dogfish Muscle	DORM-2 020508	I040408A	33.7
SRM 1		Dogfish Muscle	DORM-2 020708	I040708A	32.3
SRM 1		Dogfish Muscle	DORM-2 021408	I040708A	34.6
SRM 1		Dogfish Muscle	DORM-2 041108	I051208C	33.6
SRM 1		Dogfish Muscle	DORM-2 041508	I051208C	34.4
		Certified Value			34.7
		Range			±5.5
		Percent Difference			13%
		Percent Difference			3%
		Percent Difference			7%
		Percent Difference			0%
		Percent Difference			3%
		Percent Difference			1%

BATTELLE MARINE SCIENCE LABORATORIES
1529 West Sequim Bay Road
Sequim, Washington 98382-9099
360/681-4564

**ENVVEST, SINCLAIR AND DYES INLET BIOTA STUDY
2007 PSAMP Trawl Biota
Metals in Whole Organisms and Dogfish Parts**

Data Qualifiers

- c Exceeds DQO but meets contingency criteria of either:
 - 1 SRM certified <10x MDL
 - 2 Insufficient spiking level relative to native sample concentrations
 - 3 Sample concentration <10x MDL
- U Analyte not detected at or above the MDL, MDL reported
- J Analyte detected above the MDL, but less than the RL
- Not analyzed
- NA Not applicable/available
- N Spiked sample recovery outside QC criterion of 70-130%
& Accuracy result outside QC criterion of $\leq 20\%$ PD
* Precision result outside QC criterion of <30%
- NS Sample not spiked for this analyte
- B Analyte detected in the method blank > RL
and sample concentration < 10 times detected blank value
- b Data are blank corrected using the batch specific procedural blank

Legend

- WBC Whole Body Composite of one organism
 - COMP Composite of several organisms
 - EM Embryos
 - LV Liver
 - DIG Digestive tract + gut contents
 - SWC Section weighted composite
 - WBWC Whole body weighted composite
- Weight and length of multiple organism composites are given as the average of individuals incorporated into the com

QC Sample Results: PCBs in Biota Tissue

Wet Weight Basis

BATTELLE MARINE SCIENCE LABORATORIES
 1529 West Sequim Bay Road
 Sequim, Washington 98382-9099
 360/681-4564

SINCLAIR AND DYES INLET
2007 PSAMP Trawl Biota
PCBs in Whole Organisms

Sample Name:	V-ES-5	V-ES-6	V-ES-8	V-RS-1	V-RS-2	V-RS-3
Station:	Vendovi	Vendovi	Vendovi	Vendovi	Vendovi	Vendovi
Organism ID:	ES	ES	ES	RS	RS	RS
Batch ID:	08-0004	08-0004	08-0004	08-0004	08-0004	08-0004
Sample Weight (g):	30.01	30.34	31.04	30.18	30	30.36
%Moisture	81.41	82.21	77.36	78.21	78.77	79.70
%Lipids	0.65	0.49	1.47	0.63	0.48	0.75
Collection Date:	05/01/2007	05/01/2007	05/01/2007	05/01/2007	05/01/2007	05/01/2007
Extraction Date:	01/10/2008	01/10/2008	01/10/2008	01/10/2008	01/10/2008	01/10/2008
Analysis Date:	01/28/2008	01/29/2008	01/30/2008	01/29/2008	01/29/2008	01/30/2008
Units (wet wt):	ng/g WET	ng/g WET	ng/g WET	ng/g WET	ng/g WET	ng/g WET
Cl2(8)	0.02 J	0.05 U	0.05 U	0.05 U	0.05 U	0.05 U
Cl3(18)	0.02 J	0.06 U	0.04	0.06 U	0.06 U	0.06 U
Cl3(28)	0.07	0.03	0.05	0.06 U	0.06 U	0.06 U
Cl4(44)	0.03	0.02 J	0.05	0.12 U	0.12 U	0.12 U
Cl4(52)	0.09	0.05	0.13	0.12 U	0.06	0.12 U
Cl4(66)	0.06	0.02 J	0.06	0.07 U	0.05	0.09
Cl4(77)	0.05 U	0.05 U	0.05 U	0.05 U	0.05 U	0.05 U
Cl5(101)	0.22	0.10	0.23	0.11	0.11	0.1
Cl5(105)	0.07	0.05 U	0.07	0.08	0.05 U	0.06
Cl5(118)	0.22	0.08	0.18	0.20	0.18	0.24
Cl5(126)	0.07 U	0.07 U	0.07 U	0.07 U	0.07 U	0.07 U
Cl6(128)	0.05	0.02 J	0.07	0.07	0.06	0.07
Cl6(138)	0.35	0.13	0.32	0.29	0.28	0.38
Cl6(153)	0.66	0.24	0.58	0.47	0.49	0.71
Cl7(170)	0.09	0.03	0.07	0.07	0.06	0.10
Cl7(187)	0.30	0.12	0.23	0.11	0.15	0.13
Cl7(188)	0.02 U	0.02 U	0.02 U	0.02 U	0.02 U	0.02 U
Cl8(195)	0.05 U	0.05 U	0.05 U	0.05 U	0.05 U	0.05 U
Cl8(200)	0.04 U	0.04 U	0.04 U	0.04 U	0.04 U	0.04 U
Cl9(206)	0.06	0.04 U	0.03	0.04 U	0.04 U	0.04 U
Cl10(209)	0.03	0.07 U	0.02 J	0.07 U	0.07 U	0.07 U
Total PCBs	5.14	2.68	4.82	4.44	4.24	5.26
LOC 1	0.08 U	0.02 J	0.08 U	0.08 U	0.08 U	0.08 U
LOC 2	0.05 J	0.52 U	0.52 U	0.52 U	0.52 U	0.52 U
LOC 3	0.24 J	0.07 J	0.22 J	0.75 U	0.75 U	0.75 U
LOC 4	0.45 J	0.2 J	0.58 J	1.63 U	0.15 J	0.19 J
LOC 5	1.15	0.42 J	1.17	0.63 J	0.58 J	0.76
LOC 6	1.82	0.64 J	1.67	1.03	1.15	1.37
LOC 7	1.07	0.43 J	0.86	0.42 J	0.54 J	0.68
LOC 8	0.34	0.51 U	0.12 J	0.51 U	0.51 U	0.51 U
LOC 9	0.08 J	0.16 U	0.03 J	0.16 U	0.16 U	0.16 U
Total PCBs	5.28	2.97	5.25	5.73	4.44	5.02
Cl3(34)	80	41	64	93	76	94
Cl6(152)	82	42	67	83	74	82

BATTELLE MARINE SCIENCE LABORATORIES
 1529 West Sequim Bay Road
 Sequim, Washington 98382-9099
 360/681-4564

SINCLAIR AND DYES INLET
2007 PSAMP Trawl Biota
PCBs in Whole Organisms

Sample Name:	V-SSc-1	V-SSc-2	V-SSc-3	SG-ES-3
Station:	Vendovi	Vendovi	Vendovi	Strait of Georgia
Organism ID:	STS	STS	STS	ES
Batch ID:	08-0004	08-0004	08-0004	08-0004
Sample Weight (g):	30.34	30.14	31.02	30.92
%Moisture	80.46	79.46	80.10	79.46
%Lipids	0.64	0.84	0.95	1.81
Collection Date:	05/01/2007	05/01/2007	05/01/2007	05/02/2007
Extraction Date:	01/10/2008	01/10/2008	01/10/2008	01/10/2008
Analysis Date:	01/29/2008	01/29/2008	01/29/2008	01/29/2008
Units (wet wt):	ng/g WET	ng/g WET	ng/g WET	ng/g WET
Cl2(8)	0.04	0.05 U	0.05 U	0.02 J
Cl3(18)	0.04	0.02 J	0.06 U	0.05
Cl3(28)	0.05	0.08	0.04	0.11
Cl4(44)	0.04	0.04	0.03	0.10
Cl4(52)	0.07	0.14	0.06	0.24
Cl4(66)	0.05	0.14	0.06	0.15
Cl4(77)	0.05 U	0.05 U	0.05 U	0.05 U
Cl5(101)	0.17	0.34	0.19	0.49
Cl5(105)	0.09	0.28	0.11	0.15
Cl5(118)	0.20	0.54	0.26	0.44
Cl5(126)	0.07 U	0.07 U	0.07 U	0.07 U
Cl6(128)	0.07	0.19	0.10	0.13
Cl6(138)	0.34	0.81	0.42	0.60
Cl6(153)	0.63	1.24	0.79	1.10
Cl7(170)	0.07	0.17	0.07	0.13
Cl7(187)	0.19	0.37	0.22	0.40
Cl7(188)	0.02 U	0.02 U	0.02 U	0.02 U
Cl8(195)	0.05 U	0.05 U	0.05 U	0.05 U
Cl8(200)	0.04 U	0.04 U	0.04 U	0.04 U
Cl9(206)	0.04 U	0.04 U	0.04 U	0.07
Cl10(209)	0.07 U	0.07 U	0.07 U	0.07 U
Total PCBs	4.78	9.50	5.60	8.96
LOC 1	0.08 U	0.08 U	0.08 U	0.08 U
LOC 2	0.12 J	0.52 U	0.05 J	0.02 J
LOC 3	0.22 J	0.19 J	0.07 J	0.38 J
LOC 4	0.35 J	0.75 J	0.31 J	1.34
LOC 5	1.15	2.35	1.17	2.63
LOC 6	1.57	3.51	1.87	3.35
LOC 7	0.69	1.41	0.83	1.52
LOC 8	0.51 U	0.15 J	0.08 J	0.32
LOC 9	0.16 U	0.16 U	0.16 U	0.07 J
Total PCBs	4.85	9.12	4.62	9.71
Cl3(34)	60	69	60	56
Cl6(152)	64	69	59	57

BATTELLE MARINE SCIENCE LABORATORIES
 1529 West Sequim Bay Road
 Sequim, Washington 98382-9099
 360/681-4564

SINCLAIR AND DYES INLET
2007 PSAMP Trawl Biota
PCBs in Whole Organisms

Sample Name:	SG-ES-4	SG-ES-5	HC-GC-1	SI-ES-1	SI-ES-2
Station:	Strait of Georgia	Strait of Georgia	Hood Canal	Sinclair Inlet	Sinclair Inlet
Organism ID:	ES	ES	GC	ES	ES
Batch ID:	08-0004	08-0004	08-0004	08-0004	08-0004
Sample Weight (g):	30.34	30.2	30.46	30.78	30.74
%Moisture	79.05	78.61	80.86	77.81	80.65
%Lipids	1.18	1.98	0.41	2.23	2.20
Collection Date:	05/02/2007	05/02/2007	05/03/2007	05/17/2007	05/17/2007
Extraction Date:	01/10/2008	01/10/2008	01/10/2008	01/10/2008	01/10/2008
Analysis Date:	01/30/2008	01/29/2008	01/29/2008	01/30/2008	01/30/2008
Units (wet wt):	ng/g WET	ng/g WET	ng/g WET	ng/g WET	ng/g WET
Cl2(8)	0.05 U	0.02 J	0.05 U	0.05	0.04
Cl3(18)	0.06 U	0.06 U	0.06 U	0.18	0.17
Cl3(28)	0.06 U	0.06 U	0.06 U	0.41	0.49
Cl4(44)	0.12 U	0.12 U	0.12 U	0.59	0.63
Cl4(52)	0.14	0.19	0.12 U	2.00	2.68
Cl4(66)	0.11	0.13	0.07 U	1.17	1.53
Cl4(77)	0.05 U	0.05 U	0.05 U	0.06	0.02 J
Cl5(101)	0.33	0.38	0.21	4.51 D	5.88 D
Cl5(105)	0.11	0.13	0.08	2.19	2.80
Cl5(118)	0.31	0.37	0.19	6.40 D	7.89 D
Cl5(126)	0.07 U	0.07 U	0.07 U	0.07 U	0.07 U
Cl6(128)	0.09	0.11	0.08	2.12	2.52
Cl6(138)	0.46	0.49	0.34	5.82 D	7.72 D
Cl6(153)	0.84	0.86	0.51	10.03 D	13.98 D
Cl7(170)	0.11	0.13	0.06	2.33	3.41
Cl7(187)	0.32	0.33	0.16	6.65	4.82 D
Cl7(188)	0.02 U	0.02 U	0.02 U	0.03	0.04
Cl8(195)	0.05 U	0.05 U	0.05 U	0.46	0.61
Cl8(200)	0.04 U	0.04 U	0.04 U	0.18	0.20
Cl9(206)	0.07	0.04 U	0.04 U	1.82	3.66
Cl10(209)	0.03	0.07 U	0.07 U	0.53	1.00
Total PCBs	6.88	7.44	4.90	95.2	120.32
LOC 1	0.08 U	0.08 U	0.08 U	0.08 U	0.08 U
LOC 2	0.52 U	0.02 J	0.52 U	0.05 J	0.06 J
LOC 3	0.75 U	0.75 U	0.75 U	0.98	1.21
LOC 4	0.57 J	0.74 J	1.63 U	9.74	12.37
LOC 5	1.75	2.20	0.76	37.17	41.07
LOC 6	2.48	2.73	1.55	43.68	54.44
LOC 7	1.18	1.27	0.58 J	28.47	32.37
LOC 8	0.15 J	0.12 J	0.51 U	9.26	14.62
LOC 9	0.07 J	0.16 U	0.16 U	2.41	4.58
Total PCBs	7.55	8.07	6.54	131.84	160.8
Cl3(34)	75	59	92	76	70
Cl6(152)	62	55	83	76	74

BATTELLE MARINE SCIENCE LABORATORIES
 1529 West Sequim Bay Road
 Sequim, Washington 98382-9099
 360/681-4564

SINCLAIR AND DYES INLET
2007 PSAMP Trawl Biota
PCBs in Whole Organisms

Sample Name:	SI-ES-4	SI-ES-6	SI-ES-7	SI-ES-8	SI-RS-3
Station:	Sinclair Inlet	Sinclair Inlet	Sinclair Inlet	Sinclair Inlet	Sinclair Inlet
Organism ID:	ES	ES	ES	ES	RS
Batch ID:	08-0004	08-0004	08-0004	08-0004	08-0004
Sample Weight (g):	30.2	30.29	31.18	30.34	30.16
%Moisture	59.34	79.69	79.49	79.29	78.88
%Lipids	1.01	1.18	1.05	1.54	0.71
Collection Date:	05/17/2007	05/17/2007	05/17/2007	05/17/2007	05/17/2007
Extraction Date:	01/10/2008	01/10/2008	01/10/2008	01/10/2008	01/10/2008
Analysis Date:	01/29/2008	01/30/2008	01/30/2008	01/30/2008	01/29/2008
Units (wet wt):	ng/g WET	ng/g WET	ng/g WET	ng/g WET	ng/g WET
Cl2(8)	0.04	0.02 J	0.02 J	0.04	0.05 U
Cl3(18)	0.09	0.07	0.06 U	0.19	0.06 U
Cl3(28)	0.23	0.17	0.06 U	0.50	0.06 U
Cl4(44)	0.30	0.22	0.21	0.80	0.12 U
Cl4(52)	1.24	0.83	0.82	2.68	0.32
Cl4(66)	0.73	0.52	0.50	1.48	0.23
Cl4(77)	0.05 U	0.02 J	0.05 U	0.05 U	0.05 U
Cl5(101)	2.58 D	4.92	5.41	4.85 D	0.97
Cl5(105)	1.35	1.22	1.36	2.69	0.32
Cl5(118)	4.56	4.31	4.67	6.21 D	1.26
Cl5(126)	0.07 U	0.07 U	0.07 U	0.07 U	0.07 U
Cl6(128)	1.29	1.32	2.19	2.54	0.30
Cl6(138)	3.20 D	3.48 D	5.36 D	6.06 D	1.63
Cl6(153)	6.48 D	6.94 D	9.6 D	11.71 D	2.98
Cl7(170)	1.26	1.40	2.71	2.79	0.26
Cl7(187)	4.08	4.30	4.76 D	4.28 D	1.03
Cl7(188)	0.02 J	0.02 J	0.08	0.05	0.02 U
Cl8(195)	0.24	0.28	0.75	0.56	0.05 U
Cl8(200)	0.11	0.12	0.29	0.25	0.04 U
Cl9(206)	0.8	1.06	2.28	2.01	0.16
Cl10(209)	0.34	0.37	0.96	0.73	0.09
Total PCBs	58.12	63.32	84.42	101.08	20.14
LOC 1	0.08 U	0.08 U	0.08 U	0.08 U	0.08 U
LOC 2	0.05 J	0.02 J	0.08 J	0.04 J	0.52 U
LOC 3	0.75	0.37 J	0.75 U	1.22	0.75 U
LOC 4	5.99	4.09	4.29	12.4	1.21
LOC 5	23.01	24.19	27.6	35.62	4.96
LOC 6	27.25	28.31	40.29	50.48	7.99
LOC 7	16.69	17.77	29.37	27.41	3.70
LOC 8	4.76	5.62	14.49	11.19	0.98
LOC 9	1.17	1.46	3.45	2.86	0.22
Total PCBs	79.75	81.91	120.4	141.3	20.41
Cl3(34)	63	74	94	73	92
Cl6(152)	67	73	89	72	78

BATTELLE MARINE SCIENCE LABORATORIES
 1529 West Sequim Bay Road
 Sequim, Washington 98382-9099
 360/681-4564

SINCLAIR AND DYES INLET
2007 PSAMP Trawl Biota
PCBs in Whole Organisms

Sample Name:	V-SP-1	V-SP-2	V-SP-3	HC-SP1	HC-SP2
Station:	Vendovi	Vendovi	Vendovi	Hood Canal	Hood Canal
Organism ID:	SP	SP	SP	SP	SP
Batch ID:	08-0013	08-0013	08-0013	08-0013	08-0013
Sample Weight (g):	7.47	7.45	7.56	8.07	10.17
%Moisture	76.72	77.81	75.87	72.16	65.95
%Lipids	4.15	2.79	3.98	5.35	6.71
Collection Date:	05/01/2007	05/01/2007	05/01/2007	05/03/2007	05/03/2007
Extraction Date:	01/22/2008	01/22/2008	01/22/2008	01/22/2008	01/22/2008
Analysis Date:	02/05/2008	02/05/2008	02/05/2008	02/05/2008	02/05/2008
Units (wet wt):	ng/g WET	ng/g WET	ng/g WET	ng/g WET	ng/g WET
Cl2(8)	0.12 J	0.05 U	0.16 J	0.21 J	0.06 J
Cl3(18)	0.12 J	0.06 U	0.15 J	0.26	0.06 U
Cl3(28)	0.21 J	0.13 J	0.34	0.29	0.06 U
Cl4(44)	0.17 J	0.11 J	0.27	0.18 J	0.10 J
Cl4(52)	0.52	0.32	0.73	0.57	0.35
Cl4(66)	0.19 J	0.16 J	0.48	0.14 J	0.10 J
Cl4(77)	0.05 U	0.05 U	0.08 J	0.05 J	0.05 U
Cl5(101)	1.06	0.84	1.23	2.61	1.62
Cl5(105)	0.38	0.31	0.39	0.61	0.38
Cl5(118)	1.58	1.42	1.84	3.74	2.62
Cl5(126)	0.07 U	0.07 U	0.07 U	0.07 U	0.07 U
Cl6(128)	0.18 J	0.18 J	0.23 J	0.36	0.28
Cl6(138)	0.92	0.93	1.02	2.61	2.27
Cl6(153)	1.63	1.67	1.68	4.79	4.57
Cl7(170)	0.17 J	0.15 J	0.18 J	0.58	0.47
Cl7(187)	0.48	0.53	0.52	1.62	1.51
Cl7(188)	0.02 U	0.02 J	0.02 U	0.02 U	0.02 U
Cl8(195)	0.05 U	0.05 U	0.05 U	0.05 J	0.08 J
Cl8(200)	0.04 U	0.04 U	0.04 U	0.04 U	0.04 U
Cl9(206)	0.04 U	0.04 U	0.04 U	0.19 J	0.17 J
Cl10(209)	0.07 U	0.07 U	0.07 U	0.09 J	0.06 J
Total PCBs	16.14	14.40	19.18	38.16	29.88
LOC 1	0.08 U	0.08 U	0.08 U	0.04 J	0.08 U
LOC 2	0.12 J	0.17 J	0.16 J	0.37 J	0.10 J
LOC 3	0.48 J	0.20 J	0.72 J	0.79 J	0.75 U
LOC 4	1.88 J	1.37 J	3.38 J	2.20 J	1.31 J
LOC 5	6.52	4.95 J	7.34	13.07	8.03
LOC 6	4.68 J	4.71 J	5.09 J	14.00	11.94
LOC 7	1.72 J	1.68 J	1.87 J	6.05	5.40
LOC 8	0.29 J	0.1 J	0.37 J	1.08 J	1.33 J
LOC 9	0.16 U	0.16 U	0.16 U	0.27 J	0.23 J
Total PCBs	15.93	13.42	19.17	37.87	29.17
Cl3(34)	77	61	66	47	58
Cl6(152)	80	72	69	45	49

BATTELLE MARINE SCIENCE LABORATORIES
 1529 West Sequim Bay Road
 Sequim, Washington 98382-9099
 360/681-4564

SINCLAIR AND DYES INLET
2007 PSAMP Trawl Biota
PCBs in Whole Organisms

Sample Name:	SI-RS-1_2	SI-RS-4	SI-SS-1	SI-SS-2	SI-SS-3
Station:	Sinclair Inlet	Sinclair Inlet	Sinclair Inlet	Sinclair Inlet	Sinclair Inlet
Organism ID:	RS	RS	SS	SS	SS
Batch ID:	08-0013	08-0013	08-0013	08-0013	08-0013
Sample Weight (g):	17.6	30	30.63	30.55	30.01
%Moisture	75.72	78.83	78.34	77.87	78.95
%Lipids	3.10	0.47	0.85	0.72	0.54
Collection Date:	05/17/2007	05/17/2007	05/17/2007	05/17/2007	05/17/2007
Extraction Date:	01/22/2008	01/22/2008	01/22/2008	01/22/2008	01/22/2008
Analysis Date:	02/12/2008	02/05/2008	02/13/2008	02/14/2008	02/14/2008
Units (wet wt):	ng/g WET	ng/g WET	ng/g WET	ng/g WET	ng/g WET
Cl2(8)	0.05 U	0.05 U	0.05 U	0.05 U	0.05 U
Cl3(18)	0.06 U	0.06 U	0.06 U	0.06 U	0.06 U
Cl3(28)	0.06 U	0.06 J	0.29	0.23	0.06 U
Cl4(44)	0.23	0.12 U	0.12	0.10	0.12 U
Cl4(52)	1.09	0.29	2.21	2.11	1.00
Cl4(66)	0.62	0.49	0.94	0.54	0.07 U
Cl4(77)	0.05 U	0.03 J	0.04	0.05 U	0.05 U
Cl5(101)	3.91	1.53	8.99	7.10	3.36
Cl5(105)	0.50	1.38	1.44	1.12	0.40
Cl5(118)	3.18	3.78 D	8.98	7.00	3.14
Cl5(126)	0.07 U	0.07 U	0.07 U	0.07 U	0.07 U
Cl6(128)	0.59	2.21	1.20	0.93	0.05 U
Cl6(138)	3.41	7.58 D	9.59	6.17	2.43
Cl6(153)	8.31	14.25 D	8.89 D	14.31	5.96
Cl7(170)	0.71	2.71	1.90	1.14	0.66
Cl7(187)	3.21	1.79	6.65	4.65	2.08
Cl7(188)	0.02 U	0.10	0.02 U	0.05	0.02 U
Cl8(195)	0.05 U	0.68	0.25	0.18	0.05 U
Cl8(200)	0.07 J	0.02 J	0.04 U	0.04 U	0.04 U
Cl9(206)	0.36	2.44	1.07	0.51	0.04 U
Cl10(209)	0.19	1.12	0.42	0.22	0.16
Total PCBs	53.48	81.52	106.44	93.26	39.74
LOC 1	0.08 U	0.08 U	0.08 U	0.08 U	0.08 U
LOC 2	0.52 U	0.52 U	0.52 U	0.52 U	0.52 U
LOC 3	0.75 U	0.06 J	0.50	0.55	0.75 U
LOC 4	4.37	1.91 J	7.96	7.01	2.47
LOC 5	19.7	15.78	43.49	32.36	13.83
LOC 6	25.66	33.36	45.28	39.06	16.25
LOC 7	11.17	17.8	24.66	15.94	8.19
LOC 8	3.28	9.36	7.76	3.96	0.79
LOC 9	0.62	3.15	1.65	0.78	0.16 U
Total PCBs	66.15	82.02	131.9	100.26	43.04
Cl3(34)	100	65	106	91	94
Cl6(152)	65	63	60	64	60

BATTELLE MARINE SCIENCE LABORATORIES
 1529 West Sequim Bay Road
 Sequim, Washington 98382-9099
 360/681-4564

SINCLAIR AND DYES INLET
2007 PSAMP Trawl Biota
PCBs in Whole Organisms

Sample Name:	SI-SSc-1_2	SI-SSc-3_5	SI-SSc-4_6	SI-SP-4_5	SI-SP-6_2
Station:	Sinclair Inlet	Sinclair Inlet	Sinclair Inlet	Sinclair Inlet	Sinclair Inlet
Organism ID:	STS	STS	STS	SP	SP
Batch ID:	08-0013	08-0013	08-0013	08-0013	08-0013
Sample Weight (g):	30.46	30.6	33.78	10.65	10.01
%Moisture	79.34	79.97	80.49	75.53	75.32
%Lipids	1.14	1.01	1.17	4.01	2.83
Collection Date:	05/17/2007	05/17/2007	05/17/2007	05/17/2007	05/17/2007
Extraction Date:	01/22/2008	01/22/2008	01/22/2008	01/22/2008	01/22/2008
Analysis Date:	02/14/2008	02/15/2008	02/14/2008	03/08/2008	02/12/2008
Units (wet wt):	ng/g WET	ng/g WET	ng/g WET	ng/g WET	ng/g WET
Cl2(8)	0.05 U	0.05 U	0.05 U	0.05 UT	0.05 U
Cl3(18)	0.06 U	0.06 U	0.06	0.05 T	0.06 U
Cl3(28)	0.06 U	0.07	0.12	0.17 T	0.29
Cl4(44)	0.12 U	0.15	0.16	0.19 T	0.12 U
Cl4(52)	0.42	0.65	0.59	1.19 T	1.29
Cl4(66)	0.20	0.21	0.22	0.18 T	0.18 J
Cl4(77)	0.05 U	0.05 U	0.01 J	0.07 T	0.03 J
Cl5(101)	1.66	2.38	1.69	5.80 T	4.96
Cl5(105)	0.38	0.54	0.41	1.16 T	0.75
Cl5(118)	2.78	3.49	2.43	5.32 T	4.89
Cl5(126)	0.07 U	0.07 U	0.07 U	0.07 UT	0.07 U
Cl6(128)	0.39	0.05 U	0.31	0.59 T	0.51
Cl6(138)	2.42	3.11	2.02	6.04 T	4.05
Cl6(153)	6.09	6.68	4.12	15.52 T	11.19
Cl7(170)	0.67	0.58	0.49	0.96 T	0.73
Cl7(187)	2.76	2.63	1.70	5.79 T	3.55
Cl7(188)	0.02 U	0.04	0.02 U	0.02 UT	0.02 U
Cl8(195)	0.09	0.14	0.08	0.05 UT	0.05 U
Cl8(200)	0.04 U	0.04 U	0.04 U	0.04 UT	0.04 U
Cl9(206)	0.50	0.34	0.28	0.72 T	0.37
Cl10(209)	0.17	0.13	0.09	0.34 T	0.23
Total PCBs	38.00	42.92	29.92	88.64	66.86
LOC 1	0.08 U	0.08 U	0.08 U	0.08 UT	0.08 U
LOC 2	0.52 U	0.52 U	0.52 U	0.15 T	0.52 U
LOC 3	0.75 U	0.07	0.24 J	0.56 T	0.29 J
LOC 4	1.36	2.12	1.94	3.35 T	3.87 J
LOC 5	10.47	14.07	9.60	24.89 T	21.67
LOC 6	17.44	18.91	12.83	36.28 T	27.61
LOC 7	9.62	9.05	6.49	16.75 T	11.43
LOC 8	3.08	2.54	2.05	5.43 T	2.69
LOC 9	0.72	0.54	0.41	1.17 T	0.62
Total PCBs	44.04	47.9	34.16	88.66	68.78
Cl3(34)	82	65	66	70	106
Cl6(152)	59	49	52	74	68

BATTELLE MARINE SCIENCE LABORATORIES
 1529 West Sequim Bay Road
 Sequim, Washington 98382-9099
 360/681-4564

SINCLAIR AND DYES INLET
2007 PSAMP Trawl Biota
PCBs in Whole Organisms

Sample Name:	SI-SP-7_3	SI-GC-2_6	SI-GC-3_4	SI-GC-7_1	SI-GC-5_8
Station:	Sinclair Inlet	Sinclair Inlet	Sinclair Inlet	Sinclair Inlet	Sinclair Inlet
Organism ID:	SP	GC	GC	GC	GC
Batch ID:	08-0013	08-0013	08-0013	08-0013	08-0013
Sample Weight (g):	9.07	31.73	30.43	30.81	30.07
%Moisture	74.88	71.25	66.40	45.15	69.11
%Lipids	3.16	0.92	0.94	0.92	1.00
Collection Date:	05/17/2007	05/17/2007	05/17/2007	05/17/2007	05/17/2007
Extraction Date:	01/22/2008	01/22/2008	01/22/2008	01/22/2008	01/22/2008
Analysis Date:	02/12/2008	03/08/2008	02/12/2008	03/08/2008	02/12/2008
Units (wet wt):	ng/g WET	ng/g WET	ng/g WET	ng/g WET	ng/g WET
Cl2(8)	0.05 U	0.05 UT	0.05 U	0.05 UT	0.05 U
Cl3(18)	0.19 J	0.06 UT	0.06 U	0.06 UT	0.06 U
Cl3(28)	0.34	0.22 T	0.13	0.13 T	0.12
Cl4(44)	0.60	0.30 T	0.12 U	0.12 UT	0.13
Cl4(52)	2.09	1.07 T	0.67	0.64 T	0.43
Cl4(66)	0.37	0.49 T	0.57	0.40 T	0.26
Cl4(77)	0.05 U	0.06 T	0.05 U	0.05 UT	0.05 U
Cl5(101)	7.09	3.90 T	2.93	2.74 T	1.44
Cl5(105)	1.00	0.80 T	0.58	0.56 T	0.26
Cl5(118)	5.76	3.69 T	2.91	2.67 T	1.40
Cl5(126)	0.07 U	0.07 UT	0.07 U	0.07 UT	0.07 U
Cl6(128)	0.60	0.49 T	0.43	0.46 T	0.24
Cl6(138)	4.91	3.38 T	2.22	3.00 T	1.25
Cl6(153)	12.38	6.21 T	5.10	6.12 T	2.46
Cl7(170)	0.96	0.57 T	0.51	0.58 T	0.25
Cl7(187)	3.82	2.31 T	2.24	2.35 T	1.22
Cl7(188)	0.02 U	0.02 UT	0.02 U	0.02 UT	0.03 J
Cl8(195)	0.05 U	0.05 UT	0.08	0.05 UT	0.05 U
Cl8(200)	0.04 U	0.11 T	0.06 J	0.04 UT	0.03 J
Cl9(206)	0.62	0.45 T	0.36	0.42 T	0.22
Cl10(209)	0.25	0.23 T	0.16	0.19 T	0.15
Total PCBs	82.52	49.06	38.64	41.44	20.34
LOC 1	0.08 U	0.08 UT	0.08 U	0.08 UT	0.08 U
LOC 2	0.52 U	0.52 UT	0.52 U	0.52 UT	0.52 U
LOC 3	0.82 J	0.38 T	0.22 J	0.22 T	0.18 J
LOC 4	7.02	3.87 T	2.43	1.88 T	1.63 J
LOC 5	31.08	17.13 T	12.16	12.08 T	7.32
LOC 6	34.03	19.68 T	17.04	17.71 T	9.25
LOC 7	13.53	9.25 T	7.76	8.96 T	4.28
LOC 8	3.12	2.62 T	2.11	2.68 T	1.39
LOC 9	0.80	0.65 T	0.50	0.56 T	0.36
Total PCBs	91	54.18	42.82	44.69	25.01
Cl3(34)	70	89	81	58	78
Cl6(152)	44	84	52	45	48

BATTELLE MARINE SCIENCE LABORATORIES
 1529 West Sequim Bay Road
 Sequim, Washington 98382-9099
 360/681-4564

SINCLAIR AND DYES INLET
2007 PSAMP Trawl Biota
PCBs in Whole Organisms

Sample Name:	V-SC-COMP	SG-RF-1	SG-RF-2	SG-RF-3	SG-SC-COMP
Station:	Vendovi	Strait of Georgia	Strait of Georgia	Strait of Georgia	Strait of Georgia
Organism ID:	SC	RF	RF	RF	SC
Batch ID:	08-0015	08-0015	08-0015	08-0015	08-0015
Sample Weight (g):	27.63	29.92	30.42	29.92	31.26
%Moisture	86.80	80.14	72.01	66.36	92.30
%Lipids	0.10	4.06	11.50	15.36	0.34
Collection Date:	05/01/2007	05/02/2007	05/02/2007	05/02/2007	05/02/2007
Extraction Date:	01/28/2008	01/28/2008	01/28/2008	01/28/2008	01/28/2008
Analysis Date:	02/16/2008	02/16/2008	02/16/2008	02/16/2008	02/16/2008
Units (wet wt):	ng/g WET	ng/g WET	ng/g WET	ng/g WET	ng/g WET
Cl2(8)	0.05 U	0.05 U	0.01 J	0.04 J	0.05 U
Cl3(18)	0.01 J	0.01 J	0.01 J	0.06 U	0.06 U
Cl3(28)	0.02 J	0.04 J	0.12	0.28	0.06 U
Cl4(44)	0.04 J	0.12 U	0.12 U	0.12 U	0.12 U
Cl4(52)	0.03 J	0.01 J	0.01 J	0.11	0.12 U
Cl4(66)	0.07 U	0.11	0.30	0.29	0.07 U
Cl4(77)	0.05 U	0.05 U	0.05 U	0.05 U	0.05 U
Cl5(101)	0.02 J	0.02 J	0.02 J	0.09	0.06
Cl5(105)	0.05 U	0.15	0.29	0.46	0.05 U
Cl5(118)	0.04 J	0.66	1.45	1.17	0.09
Cl5(126)	0.07 U	0.07 U	0.07 U	0.07 U	0.07 U
Cl6(128)	0.05 U	0.18	0.29	0.46	0.05 U
Cl6(138)	0.03 J	0.78	1.29	1.97	0.15
Cl6(153)	0.06 J	1.31	1.97	3.43	0.27
Cl7(170)	0.04 U	0.20	0.33	0.43	0.04 U
Cl7(187)	0.03 J	0.02 J	0.05 J	0.14	0.13
Cl7(188)	0.02 U	0.02 U	0.02 U	0.02 U	0.02 U
Cl8(195)	0.05 U	0.04 J	0.08	0.05 U	0.05 U
Cl8(200)	0.04 U	0.04 U	0.04 U	0.04 U	0.04 U
Cl9(206)	0.04 U	0.08	0.17	0.18	0.04 U
Cl10(209)	0.07 U	0.03 J	0.07	0.06 J	0.07 U
Total PCBs	1.76	7.98	13.52	19.04	3.32
LOC 1	0.08 U	0.08 U	0.08 U	0.08 U	0.08 U
LOC 2	0.52 U	0.52 U	0.01 J	0.04 J	0.52 U
LOC 3	0.07 J	0.06 J	0.17 J	0.50 J	0.75 U
LOC 4	0.12 J	0.31 J	0.81 J	1.61 J	1.63 U
LOC 5	0.11 J	1.34 J	2.83	3.06	0.30 J
LOC 6	0.15 J	2.70	4.23	6.71	0.62 J
LOC 7	0.07 J	1.14 J	1.78	2.29	0.34 J
LOC 8	0.51 U	0.31 J	0.55 J	0.51 U	0.51 U
LOC 9	0.16 U	0.10 J	0.20 J	0.18 J	0.16 U
Total PCBs	1.79	6.56	10.66	14.98	4.91
Cl3(34)	64	60	54	80	78
Cl6(152)	70	55	51	88	96

BATTELLE MARINE SCIENCE LABORATORIES
 1529 West Sequim Bay Road
 Sequim, Washington 98382-9099
 360/681-4564

SINCLAIR AND DYES INLET
2007 PSAMP Trawl Biota
PCBs in Whole Organisms

Sample Name:	HC-ES-1	HC-ES-2	HC-ES-3	HC-RS-1
Station:	Hood Canal	Hood Canal	Hood Canal	Hood Canal
Organism ID:	ES	ES	ES	RS
Batch ID:	08-0015	08-0015	08-0015	08-0015
Sample Weight (g):	30.79	30.26	30.27	30.05
%Moisture	82.09	79.72	78.81	77.93
%Lipids	0.52	1.69	1.63	0.79
Collection Date:	05/03/2007	05/03/2007	05/03/2007	05/03/2007
Extraction Date:	01/28/2008	01/28/2008	01/28/2008	01/28/2008
Analysis Date:	02/16/2008	02/16/2008	02/17/2008	02/17/2008
Units (wet wt):	ng/g WET	ng/g WET	ng/g WET	ng/g WET
Cl2(8)	0.05 U	0.05 U	0.01 J	0.05 U
Cl3(18)	0.06 U	0.06 U	0.03 J	0.06 U
Cl3(28)	0.02 J	0.06 J	0.07	0.03 J
Cl4(44)	0.12 U	0.06 J	0.09	0.12 U
Cl4(52)	0.03 J	0.16	0.25	0.09
Cl4(66)	0.02 J	0.09	0.12	0.04 J
Cl4(77)	0.05 U	0.05 U	0.05 U	0.05 U
Cl5(101)	0.12	0.44	0.72	0.18
Cl5(105)	0.05 U	0.16	0.21	0.08
Cl5(118)	0.13	0.53	0.77	0.32
Cl5(126)	0.07 U	0.07 U	0.07 U	0.07 U
Cl6(128)	0.04 J	0.15	0.16	0.12
Cl6(138)	0.27	0.88	1.13	0.67
Cl6(153)	0.56	1.72	2.33	1.16
Cl7(170)	0.09	0.20	0.26	0.12
Cl7(187)	0.27	0.72	0.89	0.38
Cl7(188)	0.02 U	0.02 U	0.02 U	0.02 U
Cl8(195)	0.05 U	0.05 U	0.05 U	0.05 U
Cl8(200)	0.04 U	0.04 U	0.04 U	0.04 U
Cl9(206)	0.04 J	0.09	0.13	0.09
Cl10(209)	0.04 J	0.03 J	0.05 J	0.03 J
Total PCBs	4.28	11.26	14.90	7.54
LOC 1	0.08 U	0.08 U	0.08 U	0.08 U
LOC 2	0.52 U	0.52 U	0.01 J	0.52 U
LOC 3	0.02 J	0.11 J	0.19 J	0.06 J
LOC 4	0.09 J	0.71 J	1.07 J	0.30 J
LOC 5	0.48 J	2.56	3.98	1.07 J
LOC 6	1.26 J	4.61	6.57	2.63
LOC 7	0.91 J	2.52	3.22	1.51
LOC 8	0.51 U	0.67 J	0.96	0.47 J
LOC 9	0.04 J	0.13 J	0.22	0.13 J
Total PCBs	3.91	11.91	16.3	6.77
Cl3(34)	78	67	71	78
Cl6(152)	89	73	73	84

BATTELLE MARINE SCIENCE LABORATORIES
 1529 West Sequim Bay Road
 Sequim, Washington 98382-9099
 360/681-4564

SINCLAIR AND DYES INLET
2007 PSAMP Trawl Biota
PCBs in Whole Organisms

Sample Name:	HC-RF-1	HC-RF-2	HC-RF-3	EB-ES-1_2	EB-ES-3	EB-RF-1
Station:	Hood Canal	Hood Canal	Hood Canal	Elliot Bay	Elliot Bay	Elliot Bay
Organism ID:	RF	RF	RF	ES	ES	RF
Batch ID:	08-0015	08-0015	08-0015	08-0015	08-0015	08-0015
Sample Weight (g):	30.98	30.58	30.38	21	30.33	30.99
%Moisture	74.37	72.96	72.39	78.56	80.28	73.57
%Lipids	7.66	12.00	12.70	0.69	0.81	10.60
Collection Date:	05/03/2007	05/03/2007	05/03/2007	05/16/2007	05/16/2007	05/16/2007
Extraction Date:	01/28/2008	01/28/2008	01/28/2008	01/28/2008	01/28/2008	01/28/2008
Analysis Date:	02/17/2008	02/17/2008	02/17/2008	02/17/2008	02/17/2008	02/17/2008
Units (wet wt):	ng/g WET	ng/g WET	ng/g WET	ng/g WET	ng/g WET	ng/g WET
Cl2(8)	0.01 J	0.02 J	0.03 J	0.05 U	0.05 U	0.04 J
Cl3(18)	0.06 U	0.06 U	0.06 U	0.06 U	0.09	0.06 U
Cl3(28)	0.19	0.18	0.27	0.07 J	0.20	3.74
Cl4(44)	0.12 U	0.12 U	0.12 U	0.08 J	0.37	0.12 U
Cl4(52)	0.04 J	0.12 U	0.12 U	0.20	1.26	0.27
Cl4(66)	0.48	0.38	1.23	0.15	0.79	21.14 D
Cl4(77)	0.05 U	0.05 U	0.05 U	0.05 U	0.03 J	0.05 U
Cl5(101)	0.03 J	0.05 U	0.05 J	0.69	7.56	1.11
Cl5(105)	1.06	0.76	2.82	0.26	2.03	62.2 D
Cl5(118)	2.82	1.87	7.36	0.92	6.70	186.45 D
Cl5(126)	0.07 U	0.07 U	0.07 U	0.07 U	0.07 U	0.07 U
Cl6(128)	1.45	1.04	3.89	0.28	2.76	85.04 D
Cl6(138)	6.68	3.65	13.34	1.55	12.04	412.93 D
Cl6(153)	10.3	5.65	27.65 D	2.97	29.96 D	604.75 D
Cl7(170)	1.59	0.81	4.68	0.38	4.91	128.18 D
Cl7(187)	0.06	0.07	0.14	1.02	10.53	3.24
Cl7(188)	0.02 U	0.02 U	0.02 U	0.02 U	0.04 J	0.10
Cl8(195)	0.23	0.15	1.01	0.05 U	0.92	23.1 D
Cl8(200)	0.04 U	0.04 U	0.04 U	0.04 U	0.36	0.04 U
Cl9(206)	0.63	0.39	1.96	0.18	2.34	29.33 D
Cl10(209)	0.29	0.19	0.80	0.05 J	1.02	8.59
Total PCBs	52.44	31.38	131.42	18.28	168.06	3141.10
LOC 1	0.08 U	0.08 U	0.08 U	0.08 U	0.08 U	0.08 U
LOC 2	0.01 J	0.02 J	0.03 J	0.52 U	0.52 U	0.04 J
LOC 3	0.22 J	0.21 J	0.31 J	0.11 J	0.45 J	3.96
LOC 4	1.49 J	1.10 J	3.77	1.09 J	6.96	62.8
LOC 5	6.43	5.06	17.33	4.95	41.16	475.97
LOC 6	20.59	11.86	50.62	8.87	90.81	1261.94
LOC 7	8.43	4.35	23.73	4.48	52.38	707.03
LOC 8	2.31	1.23	8.03	0.97 J	14.61	197.02
LOC 9	0.72	0.44	2.20	0.18 J	3.35	32.82
Total PCBs	40.28	24.35	106.1	21.25	210.32	2741.66
Cl3(34)	70	78	78	76	80	75
Cl6(152)	75	77	79	78	83	76

BATTELLE MARINE SCIENCE LABORATORIES
 1529 West Sequim Bay Road
 Sequim, Washington 98382-9099
 360/681-4564

SINCLAIR AND DYES INLET
2007 PSAMP Trawl Biota
PCBs in Whole Organisms

Sample Name:	EB-RF-2	EB-RF-3	EH-ES-2	EH-ES-3	EH-ES-4
Station:	Elliot Bay	Elliot Bay	Eagle Harbor	Eagle Harbor	Eagle Harbor
Organism ID:	RF	RF	ES	ES	ES
Batch ID:	08-0015	08-0015	08-0015	08-0015	08-0015
Sample Weight (g):	30.03	30.65	31.54	20.71	30.45
%Moisture	72.77	72.89	82.65	76.62	78.31
%Lipids	12.10	9.17	0.31	0.79	1.31
Collection Date:	05/16/2007	05/16/2007	05/19/2007	05/19/2007	05/19/2007
Extraction Date:	01/28/2008	01/28/2008	01/28/2008	01/28/2008	01/28/2008
Analysis Date:	02/17/2008	02/28/2008	02/17/2008	02/17/2008	02/17/2008
Units (wet wt):	ng/g WET	ng/g WET	ng/g WET	ng/g WET	ng/g WET
Cl2(8)	0.04 J	0.11	0.05 U	0.05 U	0.05 U
Cl3(18)	0.06 U	0.06 U	0.06 U	0.06 U	0.06 U
Cl3(28)	1.65	4.29	0.09	0.21	0.12
Cl4(44)	0.12 U	0.12 U	0.09	0.51	0.18
Cl4(52)	0.23	0.70	0.52	2.27	0.97
Cl4(66)	4.94	6.48 D	0.31	1.32	0.51
Cl4(77)	0.05 U	0.05 U	0.05 U	0.02 J	0.01 J
Cl5(101)	0.76	2.64	2.43	7.85	4.14
Cl5(105)	8.58	11.88 D	0.79	2.54	1.58
Cl5(118)	21.6 D	36.87 D	2.94	9.46	5.12
Cl5(126)	0.07 U	0.07 U	0.07 U	0.07 U	0.07 U
Cl6(128)	7.74	13.34 D	1.01	2.62	1.46
Cl6(138)	43.35 D	78.74 D	4.85	9.71	5.48
Cl6(153)	67.83 D	146.65 ED	9.52	19.48	9.71
Cl7(170)	8.94	27.46 D	1.57	2.92	1.13
Cl7(187)	1.89	3.86	4.92	8.30	3.01
Cl7(188)	0.02 J	0.12	0.04 J	0.05 J	0.03 J
Cl8(195)	1.14	8.06	0.41	0.72	0.18
Cl8(200)	0.04 U	0.04 U	0.14	0.29	0.08
Cl9(206)	2.09	9.29	1.77	2.91	1.34
Cl10(209)	0.95	3.50	0.78	1.29	0.96
Total PCBs	344.18	708.66	64.82	145.30	72.38
LOC 1	0.08 U	0.08 U	0.08 U	0.08 U	0.08 U
LOC 2	0.04 J	0.11	0.52 U	0.52 U	0.52 U
LOC 3	2.15	6.57	0.14 J	0.45 J	0.17 J
LOC 4	14.74	39.13	2.66	10.33	3.94
LOC 5	65.12	116.03	14.75	49.41	24.09
LOC 6	144.2	307.12	28.02	61.42	30.17
LOC 7	63.91	173.16	19.34	36.17	12.88
LOC 8	12.0	50.77	7.62	12.7	4.24
LOC 9	2.41	11.03	2.53	4.12	2.01
Total PCBs	304.65	704	75.66	175.2	78.1
Cl3(34)	79	79	78	54	75
Cl6(152)	78	66	76	75	75

BATTELLE MARINE SCIENCE LABORATORIES
 1529 West Sequim Bay Road
 Sequim, Washington 98382-9099
 360/681-4564

SINCLAIR AND DYES INLET
2007 PSAMP Trawl Biota
PCBs in Whole Organisms

Sample Name:	EH-RF-1	EH-RF-2	EH-RF-3	SI-RF-1	SI-RF-2
Station:	Eagle Harbor	Eagle Harbor	Eagle Harbor	Sinclair Inlet	Sinclair Inlet
Organism ID:	RF	RF	RF	RF	RF
Batch ID:	08-0016	08-0016	08-0016	08-0016	08-0016
Sample Weight (g):	30.03	30.44	30.67	30.79	31.19
%Moisture	73.50	76.61	68.32	67.33	73.39
%Lipids	12.30	10.00	13.50	13.40	10.20
Collection Date:	05/19/2007	05/19/2007	05/19/2007	05/17/2007	05/17/2007
Extraction Date:	01/28/2008	01/28/2008	01/28/2008	01/28/2008	01/28/2008
Analysis Date:	03/14/2008	02/27/2008	03/15/2008	03/14/2008	03/14/2008
Units (wet wt):	ng/g WET	ng/g WET	ng/g WET	ng/g WET	ng/g WET
Cl2(8)	0.05 UT	0.02 J	0.05 UTME	0.06 JT	0.05 UT
Cl3(18)	0.06 UT	0.06 U	0.06 UTME	0.06 UT	0.06 UT
Cl3(28)	0.44 T	0.62	1.72 TME	1.60 T	0.61 T
Cl4(44)	0.12 UT	0.12 U	0.12 UTME	0.12 UT	0.12 UT
Cl4(52)	0.12 UT	0.20	0.12 UTME	0.29 T	0.12 UT
Cl4(66)	1.01 T	2.63	4.13 TME	5.71 T	2.31 T
Cl4(77)	0.05 UT	0.05 U	0.05 UTME	0.05 UT	0.05 UT
Cl5(101)	0.29 T	0.57	0.6 TME	1.30 T	0.28 T
Cl5(105)	1.06 T	3.11	11.72 TME	11.58 T	3.39 T
Cl5(118)	4.94 T	13.46	11.32 TME	21.39 DT	12.87 T
Cl5(126)	0.07 UT	0.07 U	0.07 UTME	0.07 UT	0.07 UT
Cl6(128)	0.10 T	3.03	7.1 TME	13.07 T	3.72 T
Cl6(138)	11.32 T	7.96 D	19.44 TME	38.6 DT	10.37 DT
Cl6(153)	22.61 T	17.57 D	56.99 TME	82.8 DT	19.71 DT
Cl7(170)	1.94 T	3.22	2.96 TME	14.32 T	4.26 T
Cl7(187)	0.30 T	0.65	0.98 TME	1.77 T	0.32 T
Cl7(188)	0.04 JT	0.07	0.02 UTME	0.12 T	0.09 T
Cl8(195)	0.41 T	0.63	0.05 UTME	3.15 T	1.02 T
Cl8(200)	0.04 UT	0.04 U	0.04 UTME	0.04 UT	0.04 UT
Cl9(206)	0.92 T	1.69	1.58 TME	7.34 T	3.98 T
Cl10(209)	0.48 T	1.05	0.98 TME	3.51 T	2.97 T
Total PCBs	92.74	113.64	240.20	413.90	132.82
LOC 1	0.08 UT	0.08 U	0.08 UTME	0.08 UT	0.08 UT
LOC 2	0.52 UT	0.02 J	0.52 UTME	0.06 JT	0.52 UT
LOC 3	0.44 JT	0.69 J	1.72 TME	2.23 T	0.61 JT
LOC 4	4.56 T	8.05	12.29 TME	18.11 T	7.97 T
LOC 5	16.22 T	39.13	47.19 TME	74.92 T	38.35 T
LOC 6	37.89 T	38.55	101.42 TME	165.32 T	44.16 T
LOC 7	14.79 T	22.24	22.56 TME	70.13 T	29.71 T
LOC 8	4.01 T	7.15	0.51 UTME	30.43 T	10.6 T
LOC 9	1.05 T	2.13	1.58 TME	8.75 T	4.66 T
Total PCBs	79.56	118.04	187.87	370.03	136.66
Cl3(34)	88	86	117 ME	66	82
Cl6(152)	66	64	147 #ME	67	65

BATTELLE MARINE SCIENCE LABORATORIES
 1529 West Sequim Bay Road
 Sequim, Washington 98382-9099
 360/681-4564

SINCLAIR AND DYES INLET
2007 PSAMP Trawl Biota
PCBs in Whole Organisms

Sample Name:	SI-SC-COMP	PG-ES-1	PG-ES-2	PG-ES-3
Station:	Sinclair Inlet	Port Gardner	Port Gardner	Port Gardner
Organism ID:	SC	ES	ES	ES
Batch ID:	08-0016	08-0016	08-0016	08-0016
Sample Weight (g):	11.12	30.75	30.34	31.51
%Moisture	90.48	80.77	79.18	80.05
%Lipids	0.21	0.81	0.48	0.73
Collection Date:	05/17/2007	05/29/2007	05/29/2007	05/29/2007
Extraction Date:	01/28/2008	01/28/2008	01/28/2008	01/28/2008
Analysis Date:	02/28/2008	02/28/2008	02/28/2008	02/28/2008
Units (wet wt):	ng/g WET	ng/g WET	ng/g WET	ng/g WET
Cl2(8)	0.05 U	0.05 U	0.05 U	0.05 U
Cl3(18)	0.06 U	0.06 U	0.06 U	0.06 U
Cl3(28)	0.06 U	0.04 J	0.06 U	0.05 J
Cl4(44)	0.12 U	0.13	0.12 U	0.08
Cl4(52)	0.12 U	0.51	0.14	0.22
Cl4(66)	0.07 U	0.22	0.10	0.25
Cl4(77)	0.05 U	0.02 J	0.05 U	0.04 J
Cl5(101)	0.33	1.93	0.92	1.04
Cl5(105)	0.13 J	0.44	0.20	0.28
Cl5(118)	0.33	1.89	0.76	1.01
Cl5(126)	0.07 U	0.07 U	0.07 U	0.07 U
Cl6(128)	0.20	0.30	0.22	0.26
Cl6(138)	0.60	2.01	1.65	1.49
Cl6(153)	1.11	4.84	3.83	3.47
Cl7(170)	0.11 J	0.55	0.55	0.55
Cl7(187)	0.53	1.61	1.52	1.26
Cl7(188)	0.02 U	0.02 U	0.01 J	0.02 U
Cl8(195)	0.05 U	0.11	0.10	0.09
Cl8(200)	0.04 U	0.04 U	0.03 J	0.04 U
Cl9(206)	0.10 J	0.13	0.08	0.12
Cl10(209)	0.05 J	0.04 J	0.03 J	0.03 J
Total PCBs	8.40	30.02	21.10	20.96
LOC 1	0.08 U	0.08 U	0.08 U	0.08 U
LOC 2	0.52 U	0.52 U	0.52 U	0.52 U
LOC 3	0.75 U	0.07 J	0.02 J	0.11 J
LOC 4	0.05 J	2.16	0.63 J	1.41 J
LOC 5	1.93 J	10.48	4.29	5.67
LOC 6	3.23 J	13.5	10.59	9.73
LOC 7	1.72 J	7.42	7.21	6.41
LOC 8	0.43 J	1.55	1.49	1.48
LOC 9	0.10 J	0.19 J	0.13 J	0.15 J
Total PCBs	8.81	35.97	24.96	25.56
Cl3(34)	69	72	67	70
Cl6(152)	73	77	72	73

BATTELLE MARINE SCIENCE LABORATORIES
 1529 West Sequim Bay Road
 Sequim, Washington 98382-9099
 360/681-4564

SINCLAIR AND DYES INLET
2007 PSAMP Trawl Biota
PCBs in Whole Organisms

Sample Name:	NIS-ES-1	NIS-ES-2	NIS-ES-3	NIS-RF-1	NIS-RF-2	NIS-RF-3
Station:	Nisqually	Nisqually	Nisqually	Nisqually	Nisqually	Nisqually
Organism ID:	ES	ES	ES	RF	RF	RF
Batch ID:	08-0016	08-0016	08-0016	08-0016	08-0016	08-0016
Sample Weight (g):	30.59	30.71	30.24	31.44	30.88	30.69
%Moisture	79.33	78.48	78.39	68.79	67.47	70.65
%Lipids	1.09	1.71	1.57	13.40	13.45	16.62
Collection Date:	05/30/2007	05/30/2007	05/30/2007	05/30/2007	05/30/2007	05/30/2007
Extraction Date:	01/28/2008	01/28/2008	01/28/2008	01/28/2008	01/28/2008	01/28/2008
Analysis Date:	02/28/2008	02/28/2008	02/28/2008	03/14/2008	03/14/2008	03/14/2008
Units (wet wt):	ng/g WET	ng/g WET	ng/g WET	ng/g WET	ng/g WET	ng/g WET
Cl2(8)	0.05 U	0.05 U	0.05 U	0.05 UT	0.05 UT	0.05 UT
Cl3(18)	0.06 U	0.06 U	0.06 U	0.06 UT	0.06 UT	0.06 UT
Cl3(28)	0.06 U	0.08	0.05 J	0.80 T	0.50 T	0.88 T
Cl4(44)	0.12 U	0.18	0.07	0.12 UT	0.12 UT	0.12 UT
Cl4(52)	0.10	0.26	0.21	0.12 UT	0.12 UT	0.12 UT
Cl4(66)	0.08	0.18	0.14	5.67 T	1.26 T	1.92 T
Cl4(77)	0.05 U	0.05 U	0.05 U	0.05 UT	0.05 UT	0.05 UT
Cl5(101)	0.51	1.12	1.00	0.05 UT	0.05 UT	0.28 T
Cl5(105)	0.12	0.24	0.25	9.20 T	1.70 T	2.40 T
Cl5(118)	0.50	0.98	0.94	16.77 DT	7.20 T	9.37 T
Cl5(126)	0.07 U	0.07 U	0.07 U	0.07 UT	0.07 UT	0.07 UT
Cl6(128)	0.15	0.27	0.31	10.85 T	1.75 T	2.85 T
Cl6(138)	1.03	1.97	1.88	29.91 DT	15.7 T	27.56 T
Cl6(153)	2.43	4.54	4.51	70.43 DT	24.97 T	18.87 DT
Cl7(170)	0.26	0.45	0.41	14.05 T	2.62 T	3.49 T
Cl7(187)	1.39	2.16	2.10	0.23 T	0.37 T	0.46 T
Cl7(188)	0.01 J	0.01 J	0.02 U	0.09 T	0.06 T	0.07 T
Cl8(195)	0.09	0.13	0.12	3.65 T	0.75 T	0.93 T
Cl8(200)	0.04 U	0.04 J	0.04 J	0.04 UT	0.04 UT	0.04 UT
Cl9(206)	0.27	0.36	0.37	10.6 T	2.69 T	3.11 T
Cl10(209)	0.14	0.15	0.16	5.96 T	1.51 T	1.71 T
Total PCBs	15.06	26.70	25.62	357.54	123.28	148.82
LOC 1	0.08 U	0.08 U	0.08 U	0.08 UT	0.08 UT	0.08 UT
LOC 2	0.52 U	0.52 U	0.52 U	0.52 UT	0.52 UT	0.52 UT
LOC 3	0.75 U	0.08 J	0.08 J	0.80 JT	0.50 JT	0.88 JT
LOC 4	0.36 J	1.16 J	1.00 J	17.69 T	4.18 T	6.39 T
LOC 5	2.44	5.89	5.17	52.55 T	20.12 T	29.63 T
LOC 6	6.14	12.2	11.82	134.88 T	47.85 T	57.90 T
LOC 7	4.41	7.13	7.12	71.6 T	18.2 T	25.83 T
LOC 8	1.80	2.63	2.50	33.55 T	7.82 T	10.32 T
LOC 9	0.42	0.53	0.54	12.01 T	3.18 T	3.65 T
Total PCBs	16.92	30.22	28.83	323.68	102.45	135.2
Cl3(34)	66	70	67	77	65	84
Cl6(152)	70	73	73	60	55	70

BATTELLE MARINE SCIENCE LABORATORIES
 1529 West Sequim Bay Road
 Sequim, Washington 98382-9099
 360/681-4564

SINCLAIR AND DYES INLET
2007 PSAMP Trawl Biota
PCBs in Whole Organisms

Sample Name:	CB-ES-1	CB-ES-2	CB-ES-3
Station:	Commencement Bay	Commencement Bay	Commencement Bay
Organism ID:	ES	ES	ES
Batch ID:	08-0016	08-0016	08-0016
Sample Weight (g):	30.87	30.54	30.7
%Moisture	78.50	76.32	76.84
%Lipids	0.74	2.11	2.41
Collection Date:	05/31/2007	05/31/2007	05/31/2007
Extraction Date:	01/28/2008	01/28/2008	01/28/2008
Analysis Date:	02/28/2008	02/28/2008	02/28/2008
Units (wet wt):	ng/g WET	ng/g WET	ng/g WET
Cl2(8)	0.05 U	0.05 U	0.05 U
Cl3(18)	0.06 U	0.06 U	0.06 U
Cl3(28)	0.13	0.16	0.49
Cl4(44)	0.12 U	0.48	1.11
Cl4(52)	0.60	0.66	1.59
Cl4(66)	0.50	0.59	1.13
Cl4(77)	0.03 J	0.05 U	0.05 U
Cl5(101)	4.46	2.64	8.20
Cl5(105)	1.34	0.89	2.42
Cl5(118)	3.86	2.40	6.88
Cl5(126)	0.07 U	0.07 U	0.07 U
Cl6(128)	1.19	0.68	2.43
Cl6(138)	6.24 D	3.56	11.71 D
Cl6(153)	13.06 D	7.20	27.78 D
Cl7(170)	2.93	0.98	3.03
Cl7(187)	6.83	3.10	12.94 D
Cl7(188)	0.02 J	0.01 J	0.13
Cl8(195)	0.56	0.20	0.78
Cl8(200)	0.18	0.08	0.49
Cl9(206)	2.38	0.53	3.20
Cl10(209)	0.47	0.18	1.19
Total PCBs	90.16	49.14	171.46
LOC 1	0.08 U	0.08 U	0.08 U
LOC 2	0.52 U	0.52 U	0.52 U
LOC 3	0.13 J	0.16 J	0.49 J
LOC 4	2.90	3.97	8.86
LOC 5	23.64	16.87	42.91
LOC 6	40.99	22.67	80.59
LOC 7	34.98	13.52	50.76
LOC 8	12.85	4.17	19.28
LOC 9	2.94	0.75	4.29
Total PCBs	119.03	62.71	207.78
Cl3(34)	69	68	69
Cl6(152)	76	69	75

BATTELLE MARINE SCIENCE LABORATORIES
 1529 West Sequim Bay Road
 Sequim, Washington 98382-9099
 360/681-4564

SINCLAIR AND DYES INLET
2007 PSAMP Trawl Biota
PCBs in Whole Organisms

Sample Name:	CB-RF-1	CB-RF-2	CB-RF-3
Station:	Commencement Bay	Commencement Bay	Commencement Bay
Organism ID:	RF	RF	RF
Batch ID:	08-0016	08-0016	08-0017
Sample Weight (g):	30.09	31.65	29.73
%Moisture	69.83	71.46	69.42
%Lipids	16.10	12.40	15.52
Collection Date:	05/31/2007	05/31/2007	05/31/2007
Extraction Date:	01/28/2008	01/28/2008	02/07/2008
Analysis Date:	02/28/2008	03/14/2008	02/29/2008
Units (wet wt):	ng/g WET	ng/g WET	ng/g WET
Cl2(8)	0.05 U	0.05 UT	0.03 J
Cl3(18)	0.06 U	0.06 UT	0.06 U
Cl3(28)	0.56	0.76 T	0.77
Cl4(44)	0.12 U	0.12 UT	0.12 U
Cl4(52)	0.12 U	0.17 T	0.10
Cl4(66)	1.50	3.18 T	3.02
Cl4(77)	0.05 U	0.05 UT	0.05 U
Cl5(101)	0.47	0.54 T	0.20
Cl5(105)	2.56	7.16 T	4.19 D
Cl5(118)	5.77	18.5 DT	10.04 D
Cl5(126)	0.07 U	0.07 UT	0.07 U
Cl6(128)	2.27	8.81 T	4.46 D
Cl6(138)	10.2 D	43.00 DT	20.19 D
Cl6(153)	19.09 D	83.12 DT	32.57 D
Cl7(170)	1.88	8.35 T	4.81 D
Cl7(187)	0.37	0.48 T	0.22
Cl7(188)	0.03 J	0.05 JT	0.02 J
Cl8(195)	0.44	2.01 T	1.38
Cl8(200)	0.04 U	0.04 UT	0.04 U
Cl9(206)	1.30	6.29 T	3.77 D
Cl10(209)	0.82	4.19 T	2.43
Total PCBs	95.54	374	177.08
LOC 1	0.08 U	0.08 UT	0.08 U
LOC 2	0.52 U	0.52 UT	0.03 J
LOC 3	0.56 J	0.76 JT	0.77 J
LOC 4	4.69	9.96 T	8.23
LOC 5	20.54	53.14 T	30.2
LOC 6	38.43	151.45 T	67.15
LOC 7	12.62	56.35 T	27.21
LOC 8	4.35	17.31 T	14.2
LOC 9	1.57	7.19 T	4.22
Total PCBs	83.36	296.76	152.09
Cl3(34)	52	73	79
Cl6(152)	50	84	68

BATTELLE MARINE SCIENCE LABORATORIES
 1529 West Sequim Bay Road
 Sequim, Washington 98382-9099
 360/681-4564

SINCLAIR AND DYES INLET
2007 PSAMP Trawl Biota
PCBs in Whole Organisms

Sample Name:	DU-ES-1	DU-ES-2	DU-ES-3
Station:	Duwamish	Duwamish	Duwamish
Organism ID:	ES	ES	ES
Batch ID:	08-0017	08-0017	08-0017
Sample Weight (g):	20.82	30.12	30.56
%Moisture	77.05	79.68	77.00
%Lipids	2.27	0.77	3.75
Collection Date:	05/18/2007	05/18/2007	05/18/2007
Extraction Date:	02/07/2008	02/07/2008	02/07/2008
Analysis Date:	02/29/2008	02/29/2008	02/29/2008
Units (wet wt):	ng/g WET	ng/g WET	ng/g WET
Cl2(8)	0.09 J	0.03 J	0.31
Cl3(18)	0.76	0.12	2.80
Cl3(28)	2.42	0.34	7.90 D
Cl4(44)	3.01	0.42	9.52 D
Cl4(52)	11.84	1.17	29.25 D
Cl4(66)	9.97	0.79	31.64 D
Cl4(77)	0.20	0.04 J	0.48
Cl5(101)	27.83 D	3.30	62.38 D
Cl5(105)	9.33 D	0.92	30.85 D
Cl5(118)	19.73 D	2.92	53.93 D
Cl5(126)	0.07 U	0.07 U	0.07 U
Cl6(128)	7.69	0.83	16.43 D
Cl6(138)	32.45 D	4.13	68.59 D
Cl6(153)	80.63 D	7.08 D	146.87 D
Cl7(170)	9.64 D	1.16	18.64 D
Cl7(187)	21.51 D	3.09	36.27 D
Cl7(188)	0.05 J	0.01 J	0.08
Cl8(195)	2.08	0.20	3.46
Cl8(200)	0.61	0.08	1.14
Cl9(206)	1.63	0.47	2.81
Cl10(209)	0.28	0.17	0.49
Total PCBs	483.64	54.68	1047.82
LOC 1	0.08 U	0.08 U	0.08 U
LOC 2	0.09 J	0.03 J	0.45 J
LOC 3	7.81	1.14	25.93
LOC 4	67.03	6.37	190.66
LOC 5	159.96	20.01	432.25
LOC 6	246.18	24.41	483.21
LOC 7	117.24	14.09	202.88
LOC 8	28.66	3.87	34.28
LOC 9	2.26	0.67	3.84
Total PCBs	629.31	70.67	1373.58
Cl3(34)	88	71	73
Cl6(152)	81	67	67

BATTELLE MARINE SCIENCE LABORATORIES
 1529 West Sequim Bay Road
 Sequim, Washington 98382-9099
 360/681-4564

SINCLAIR AND DYES INLET
2007 PSAMP Trawl Biota
PCBs in Whole Organisms

Sample Name:	DF-EM-1	DF-EM-2	DF-EM-4	DF-EM-6
Station:	Embryo	Embryo	Embryo	Embryo
Organism ID:	DF1	DF	DF	DF
Batch ID:	08-0017	08-0017	08-0017	08-0017
Sample Weight (g):	10.52	10.59	10.53	10.44
%Moisture	47.03	47.13	47.41	43.67
%Lipids	22.40	23.05	23.00	26.30
Collection Date:	09/18/2007	09/18/2007	09/18/2007	09/18/2007
Extraction Date:	02/07/2008	02/07/2008	02/07/2008	02/07/2008
Analysis Date:	03/01/2008	03/01/2008	03/01/2008	03/01/2008
Units (wet wt):	ng/g WET	ng/g WET	ng/g WET	ng/g WET
Cl2(8)	0.05 U	0.05 U	0.05 U	0.05 U
Cl3(18)	0.06 U	0.06 U	0.06 U	0.06 U
Cl3(28)	0.51	0.41	0.28	0.52
Cl4(44)	0.23	0.12 U	0.12 U	0.37
Cl4(52)	1.93	1.42	1.08	2.38
Cl4(66)	0.97	0.72	0.25	1.39
Cl4(77)	0.05 U	0.05 U	0.05 U	0.05 U
Cl5(101)	3.75	2.73	1.19	7.37
Cl5(105)	1.08	0.66	0.18 J	1.68
Cl5(118)	5.43	4.19	0.91	7.96
Cl5(126)	0.07 U	0.07 U	0.07 U	0.07 U
Cl6(128)	0.78	0.43	0.06 J	1.05
Cl6(138)	6.33	4.18	0.79	8.07
Cl6(153)	13.69	9.18	1.86	16.99
Cl7(170)	1.34	0.72	0.14 J	1.41
Cl7(187)	2.27	2.62	0.36	4.97
Cl7(188)	0.02 U	0.02 U	0.02 U	0.02 U
Cl8(195)	0.05 U	0.05 U	0.05 U	0.05 U
Cl8(200)	0.04 U	0.04 U	0.04 U	0.04 U
Cl9(206)	0.28	0.17 J	0.04 U	0.29
Cl10(209)	0.16 J	0.08 J	0.07 U	0.10 J
Total PCBs	78.18	55.94	15.34	109.78
LOC 1	0.08 U	0.08 U	0.08 U	0.08 U
LOC 2	0.52 U	0.52 U	0.52 U	0.52 U
LOC 3	0.51 J	0.41 J	0.28 J	0.52 J
LOC 4	5.82	3.85 J	2.21 J	7.96
LOC 5	22.01	14.57	4.88	35.94
LOC 6	29.94	20.68	3.88 J	44.31
LOC 7	12.9	9.81	1.27 J	18.71
LOC 8	3.05	2.39	0.51 U	3.92
LOC 9	0.36 J	0.31 J	0.16 U	0.45 J
Total PCBs	75.19	52.62	13.79	112.41
Cl3(34)	93	74	85	90
Cl6(152)	70	52	68	65

BATTELLE MARINE SCIENCE LABORATORIES
 1529 West Sequim Bay Road
 Sequim, Washington 98382-9099
 360/681-4564

SINCLAIR AND DYES INLET
2007 PSAMP Trawl Biota
PCBs in Whole Organisms

Sample Name:	DF-LV-1	DF-LV-2	DF-LV-4	DF-LV-6
Station:	Liver	Liver	Liver	Liver
Organism ID:	DF	DF	DF	DF
Batch ID:	08-0017	08-0017	08-0017	08-0017
Sample Weight (g):	5.03	5.49	5.7	5.42
%Moisture	44.79	47.05	22.82	68.07
%Lipids	44.76	62.26	63.43	70.50
Collection Date:	09/18/2007	09/18/2007	09/18/2007	09/18/2007
Extraction Date:	02/07/2008	02/07/2008	02/07/2008	02/07/2008
Analysis Date:	02/29/2008	02/29/2008	02/29/2008	03/01/2008
Units (wet wt):	ng/g WET	ng/g WET	ng/g WET	ng/g WET
Cl2(8)	0.05 U	0.05 U	0.05 U	0.05 U
Cl3(18)	0.06 U	0.06 U	0.06 U	0.06 U
Cl3(28)	1.25	1.77	1.10	2.19
Cl4(44)	0.51	0.66	0.41	1.41
Cl4(52)	2.69	4.53	3.16	7.13
Cl4(66)	3.45	4.58	1.36	7.45
Cl4(77)	0.21 J	0.37	0.05 J	0.45
Cl5(101)	7.07	12.39	4.32	26.8
Cl5(105)	6.88	10.16	1.64	15.82
Cl5(118)	18.42	19.59 D	4.59	21.52 D
Cl5(126)	0.26 J	0.32 J	0.07 U	0.37
Cl6(128)	5.67	6.30	0.23 J	10.09
Cl6(138)	23.01 D	30.44 D	4.67	38.9 D
Cl6(153)	43.05 D	65.42 D	10.61	87.52 D
Cl7(170)	6.64	10.57	0.86	11.31
Cl7(187)	6.86	21.22	2.22	26.3 D
Cl7(188)	0.05 J	0.07 J	0.02 U	0.08 J
Cl8(195)	1.02	1.29	0.05 U	1.14
Cl8(200)	0.04 U	0.04 U	0.04 U	0.25 J
Cl9(206)	1.11	2.17	0.11 J	1.56
Cl10(209)	0.30 J	0.63	0.05 J	0.34 J
Total PCBs	257.20	385.26	71.34	521.48
LOC 1	0.08 U	0.08 U	0.08 U	0.08 U
LOC 2	0.52 U	0.06 J	0.52 U	0.52 U
LOC 3	1.25 J	1.77 J	1.27 J	2.19 J
LOC 4	13.88	19.62	9.18 J	32.7
LOC 5	65.18	83.98	22.49	144.64
LOC 6	100.77	156.14	25.33	235.61
LOC 7	49.6	93.17	8.48	102.91
LOC 8	11.42	22.79	0.47 J	20.97
LOC 9	1.41	3.08	0.11 J	2.20
Total PCBs	244.11	380.69	67.93	541.82
Cl3(34)	63	73	75	77
Cl6(152)	62	69	72	72

BATTELLE MARINE SCIENCE LABORATORIES
 1529 West Sequim Bay Road
 Sequim, Washington 98382-9099
 360/681-4564

SINCLAIR AND DYES INLET
2007 PSAMP Trawl Biota
PCBs in Whole Organisms

Sample Name:	DF-DIG-1	DF-DIG-2	DF-DIG-4	DF-DIG-6
Station:	Digestive	Digestive	Digestive	Digestive
Organism ID:	DF	DF	DF	DF
Batch ID:	08-0017	08-0017	08-0017	08-0017
Sample Weight (g):	18.5	19.38	10.68	19.14
%Moisture	77.33	78.84	84.41	82.94
%Lipids	12.40	3.53	1.75	2.63
Collection Date:	09/18/2007	09/18/2007	09/18/2007	09/18/2007
Extraction Date:	02/07/2008	02/07/2008	02/07/2008	02/07/2008
Analysis Date:	03/01/2008	03/01/2008	03/01/2008	03/01/2008
Units (wet wt):	ng/g_WET	ng/g_WET	ng/g_WET	ng/g_WET
Cl2(8)	0.02 J	0.01 J	0.03 J	0.05 U
Cl3(18)	0.02 J	0.02 J	0.06 U	0.06 U
Cl3(28)	0.09 J	0.04 J	0.07 J	0.04 J
Cl4(44)	0.12 U	0.12 U	0.12 U	0.12 U
Cl4(52)	0.05 J	0.05 J	0.09 J	0.12
Cl4(66)	0.18	0.06 J	0.06 J	0.15
Cl4(77)	0.02 J	0.05 U	0.04 J	0.05 J
Cl5(101)	0.05 J	0.06 J	0.06 J	0.32
Cl5(105)	0.35	0.07 J	0.06 J	0.33
Cl5(118)	0.72	0.10	0.07 J	0.53
Cl5(126)	0.07 U	0.07 U	0.07 U	0.07 U
Cl6(128)	0.30	0.05 U	0.05 U	0.07 J
Cl6(138)	1.49	0.10	0.07 J	0.80
Cl6(153)	2.74	0.20	0.13 J	1.70
Cl7(170)	0.33	0.04 U	0.04 U	0.18
Cl7(187)	0.06 J	0.05 J	0.05 J	0.51
Cl7(188)	0.02 U	0.02 U	0.02 U	0.02 U
Cl8(195)	0.05 U	0.05 U	0.05 U	0.05 U
Cl8(200)	0.04 U	0.04 U	0.04 U	0.04 U
Cl9(206)	0.13	0.04 U	0.04 U	0.07 J
Cl10(209)	0.05 J	0.07 U	0.07 U	0.06 J
Total PCBs	13.80	2.62	2.58	10.68
LOC 1	0.08 U	0.08 U	0.08 U	0.08 U
LOC 2	0.02 J	0.01 J	0.03 J	0.52 U
LOC 3	0.19 J	0.12 J	0.12 J	0.05 J
LOC 4	0.58 J	0.19 J	0.29 J	0.6 J
LOC 5	2.21 J	0.35 J	0.26 J	2.36
LOC 6	5.24	0.45 J	0.28 J	4.08
LOC 7	1.82 J	0.18 J	0.10 J	2.00 J
LOC 8	0.57 J	0.51 U	0.51 U	0.47 J
LOC 9	0.13 J	0.16 U	0.16 U	0.09 J
Total PCBs	10.84	2.05	1.83	10.25
Cl3(34)	50	41	71	66
Cl6(152)	57	45	77	74

BATTELLE MARINE SCIENCE LABORATORIES
 1529 West Sequim Bay Road
 Sequim, Washington 98382-9099
 360/681-4564

SINCLAIR AND DYES INLET
2007 PSAMP Trawl Biota
PCBs in Whole Organisms

Sample Name:	DF-SWC-1	DF-SWC-2	DF-SWC-4	DF-SWC-6	DF-WBWC-1
Station:	Sec. Comp.	Sec. Comp.	Sec. Comp.	Sec. Comp.	W.Body Comp.
Organism ID:	DF	DF	DF	DF	DF
Batch ID:	08-0017	08-0017	08-0018	08-0017	08-0017
Sample Weight (g):	15.32	15.35	15.5	15.78	15.57
%Moisture	62.81	71.19	70.16	64.77	60.24
%Lipids	15.96	13.00	14.45	16.83	19.90
Collection Date:	09/18/2007	09/18/2007	09/18/2007	09/18/2007	09/18/2007
Extraction Date:	02/07/2008	02/07/2008	02/07/2008	02/07/2008	02/07/2008
Analysis Date:	03/01/2008	03/01/2008	02/29/2008	03/01/2008	03/01/2008
Units (wet wt):	ng/g WET	ng/g WET	ng/g WET	ng/g WET	ng/g WET
Cl2(8)	0.02 J	0.01 J	0.05 U	0.05 U	0.05 U
Cl3(18)	0.06 U	0.06 U	0.06 U	0.04 J	0.06 U
Cl3(28)	0.65	0.41	0.23	0.52	0.31
Cl4(44)	0.24	0.17	0.08 J	0.41	0.13
Cl4(52)	1.47	1.22	0.58	1.94	0.72
Cl4(66)	1.60	0.86	0.19	1.66	0.84
Cl4(77)	0.05 U	0.02 J	0.05 U	0.01 J	0.04 J
Cl5(101)	3.55	2.66	0.83	6.81	1.76
Cl5(105)	2.94	1.94	0.26	3.55	1.75
Cl5(118)	8.13	5.39	0.72	4.22 D	4.19
Cl5(126)	0.07 U	0.07 U	0.07 U	0.07 U	0.07 U
Cl6(128)	2.25	1.04	0.14	2.23	1.35
Cl6(138)	8.18 D	7.79	0.86	8.02 D	7.37
Cl6(153)	15.92 D	9.71 D	1.74	15.59 D	9.52 D
Cl7(170)	1.77	1.25	0.09 J	2.18	1.21
Cl7(187)	2.40	3.30	0.29	5.88	1.51
Cl7(188)	0.01 J	0.02 U	0.02 U	0.02 J	0.02 U
Cl8(195)	0.23	0.05 U	0.05 U	0.19	0.18
Cl8(200)	0.04 U	0.04 U	0.04 U	0.04 U	0.04 U
Cl9(206)	0.15	0.19	0.04 U	0.27	0.15
Cl10(209)	0.04 J	0.05 J	0.07 U	0.10 J	0.05 J
Total PCBs	99.54	72.50	12.92	107.60	62.64
LOC 1	0.08 U	0.08 U	0.08 U	0.08 U	0.08 U
LOC 2	0.02 J	0.01 J	0.52 U	0.52 U	0.52 U
LOC 3	0.82 J	0.45 J	0.23 J	0.56 J	0.31 J
LOC 4	7.07	4.43	1.48 J	8.07	3.60 J
LOC 5	30.57	18.71	3.80	34.56	15.57
LOC 6	38.82	29.2	4.06	48.68	25.68
LOC 7	14.36	13.18	1.10 J	23.78	9.70
LOC 8	2.38	2.31	0.51 U	4.09	1.86
LOC 9	0.20 J	0.26 J	0.16 U	0.41	0.19 J
Total PCBs	94.32	68.63	11.94	120.75	57.51
Cl3(34)	72	63	75	72	37 #
Cl6(152)	75	72	80	73	45

BATTELLE MARINE SCIENCE LABORATORIES
 1529 West Sequim Bay Road
 Sequim, Washington 98382-9099
 360/681-4564

SINCLAIR AND DYES INLET
2007 PSAMP Trawl Biota
PCBs in Whole Organisms

Sample Name:	DF-WBWC-2	DF-WBWC-3	DF-WBWC-4	DF-WBWC-5	DF-WBWC-6
Station:	W.Body Comp.	W.Body Comp.	W.Body Comp.	W.Body Comp.	W.Body Comp.
Organism ID:	DF	DF	DF	DF	DF
Batch ID:	08-0018	08-0018	08-0018	08-0018	08-0018
Sample Weight (g):	15.65	15.1	14.94	15.65	15.71
%Moisture	64.17	63.30	59.64	58.97	62.97
%Lipids	15.32	18.06	18.09	22.21	22.21
Collection Date:	09/18/2007	09/18/2007	09/18/2007	09/18/2007	09/18/2007
Extraction Date:	02/07/2008	02/07/2008	02/07/2008	02/07/2008	02/07/2008
Analysis Date:	02/29/2008	02/29/2008	02/29/2008	02/29/2008	02/29/2008
Units (wet wt):	ng/g WET	ng/g WET	ng/g WET	ng/g WET	ng/g WET
Cl2(8)	0.05 U	0.05 U	0.05 U	0.05 U	0.05 U
Cl3(18)	0.06 U	0.06 U	0.06 U	0.06 U	0.06 U
Cl3(28)	0.49	0.41	0.36	0.60	0.48
Cl4(44)	0.18	0.18	0.14	0.18	0.33
Cl4(52)	1.20	1.46	0.96	0.78	1.71
Cl4(66)	0.90	1.02	0.43	2.06	1.51
Cl4(77)	0.05 U	0.05 U	0.05 U	0.05 U	0.13
Cl5(101)	3.17	4.79	1.53	2.90	6.94
Cl5(105)	1.68	2.21	0.51	4.31	3.17
Cl5(118)	5.66	6.68	1.38	12.98	8.84
Cl5(126)	0.07 U	0.07 U	0.07 U	0.07 U	0.07 U
Cl6(128)	1.08	1.45	0.21	3.99	2.10
Cl6(138)	8.60	9.35	1.61	15.08 D	11.95
Cl6(153)	11.58 D	11.89 D	3.18	29.47 D	13.90 D
Cl7(170)	1.37	1.63	0.23	4.09	1.90
Cl7(187)	3.54	4.50	0.63	3.64	5.79
Cl7(188)	0.01 J	0.02 J	0.02 U	0.02 J	0.03 J
Cl8(195)	0.16	0.23	0.05 U	0.50	0.27
Cl8(200)	0.04 U	0.04 U	0.04 U	0.04 U	0.04 U
Cl9(206)	0.22	0.29	0.04 U	0.44	0.33
Cl10(209)	0.08 J	0.13	0.07 U	0.12 J	0.11 J
Total PCBs	80.38	93.02	23.24	162.86	119.42
LOC 1	0.08 U	0.08 U	0.08 U	0.08 U	0.08 U
LOC 2	0.52 U	0.52 U	0.52 U	0.52 U	0.52 U
LOC 3	0.56 J	0.41 J	0.41 J	0.60 J	0.48 J
LOC 4	4.73	5.65	3.09 J	6.87	6.35
LOC 5	18.98	25.72	7.06	38.55	36.00
LOC 6	31.86	37.12	7.72	64.09	49.53
LOC 7	13.84	17.48	2.19 J	29.11	22.86
LOC 8	2.65	3.70	0.51 U	6.22	4.08
LOC 9	0.31 J	0.41	0.16 U	0.59	0.49
Total PCBs	73.53	91.09	21.74	146.63	120.39
Cl3(34)	78	72	75	62	68
Cl6(152)	81	71	73	61	68

BATTELLE MARINE SCIENCE LABORATORIES
1529 West Sequim Bay Road
Sequim, Washington 98382-9099
360/681-4564

**SINCLAIR AND DYES INLET
2007 PSAMP Trawl Biota
PCBs in Whole Organisms**

Data Qualifiers

- U Not detected; MDL reported
- J Analyte concentration is less than RL
- D Results determined from dilution
- & Outside Project DQO guidelines for spike recovery (40-120%), replicate analysis (<30%) or SRM percent different (<30% for concentrations >10x MDL)
- c Quality Control (QC) value is outside the accuracy or precision Data Quality Objective (DQO), but meets the contingency criteria.
- # Outside Project DQO guidelines for SIS recovery (40-120%)
- T Exceeds suggested hold time; see narrative
- ME Results are estimates do to matrix effects; see narrative

QA Narrative Metals in Biota Tissue

QA/QC NARRATIVE

PROJECT: 2007 Puget Sound Area Monitoring Program (PSAMP) Trawl Biota, ENVVEST Biota Studies

PARAMETER: Metals (Ag, As, Cd, Cr, Cu, Hg, Ni, Pb, Zn)

LABORATORY: Battelle Marine Sciences Laboratory (MSL), Sequim, Washington

MATRIX: Marine Invertebrates and Fish

SAMPLE CUSTODY AND PROCESSING: Specimen samples were received by MSL and stored frozen until sample selection and processing. Specimens were collected during the 2007 PSAMP trawls and the dogfish samples were collected by University of Washington. All samples were received in good condition (i.e., all sample containers were intact). A subset of the specimens were selected for analysis and assigned a Battelle Central File (CF) identification number (2838). Each specimen's weight, length, and photo were entered into Battelle's laboratory information and sample tracking system.

The following lists information on sample receipt and processing activities:

MSL Lab ID	106 samples processed, see table for specific sample IDs
Collection dates	May 2007 and 09/19/07
Digestion (aqua regia)	01/31/08, 02/05/08, 02/07/08, 02/14/08, 04/11/08, and 04/15/08
CVAA analysis (Hg)	03/12/08, 03/26/08, and 04/25/08
ICP-MS analysis (Ag, As, Cd, Cu, Ni, Pb, Zn)	02/06/08, 02/19/08, 02/20/08, 04/16/08, and 04/17/08
ICP-OES analysis (Cr)	04/04/08, 04/07/08, 05/12/08

QA/QC METHOD QUALITY CRITERIA:

Analyte	Analytical Method	Range of Recovery	SRM Accuracy	Relative Precision	Detection Limits (ug/g)	
					Achieved MDL (dry wt.) ⁽²⁾	Reporting Limit (dry wt.) ⁽³⁾
Silver (Ag)	ICP-MS	70%-130%	≤20% ⁽¹⁾	<30%	0.002	0.01
Arsenic (As)	ICP-MS	70%-130%	≤20% ⁽¹⁾	<30%	0.1	0.3
Cadmium (Cd)	ICP-MS	70%-130%	≤20% ⁽¹⁾	<30%	0.002	0.01
Chromium (Cr)	ICP-OES	70%-130%	≤20% ⁽¹⁾	<30%	0.04	0.1
Copper (Cu)	ICP-MS	70%-130%	≤20% ⁽¹⁾	<30%	0.09	0.3
Mercury (Hg)	CVAA	70%-130%	≤20% ⁽¹⁾	<30%	0.005	0.02
Nickel (Ni)	ICP-MS	70%-130%	≤20% ⁽¹⁾	<30%	0.04	0.1
Lead (Pb)	ICP-MS	70%-130%	≤20% ⁽¹⁾	<30%	0.003	0.01
Zinc (Zn)	ICP-MS	70%-130%	≤20% ⁽¹⁾	<30%	0.1	0.3

(1) Evaluated for SRMs certified greater than 10 times the achieved MDL.

(2) Achieved MDL reported from the Annual Tissue MDL Study.

(3) Reporting Limit = 3.18 times MDL

QA/QC NARRATIVE

SAMPLE PREPARATION:

Sample Preparation and Homogenization Procedures:

- Excess liquid collected during thawing was discarded prior to homogenizing.
- Ceramic cutting knives and a Teflon block were used to cut fish into pieces small enough to fit into the specialized tissue homogenizer equipped with titanium blades to prevent metals contamination.
- All homogenization equipment was decontaminated between each sample using a laboratory detergent, hot water rinse, methanol rinse (if necessary due to oily samples), and 3x deionized water rinse. Gloves and work surface papers were changed between samples.
- Homogenized samples were placed into three separate containers
 - 1) approximately 30g into a precleaned 4 oz. glass jar for PCBs
 - 2) approximately 20g in a tared, precleaned 4 oz. polypropylene jar for metals
 - 3) approximately 5g in a tared 2 oz. polypropylene jar for isotopes

Fish Preparation:

- At least three specimens for each species catch and sampling location were selected for chemical analyses. Specimens were selected with similar weight or length to approximate relative age. In general, individual fish specimen were homogenized to create a whole body composite (WBC) for each specimen. Due to sample size limitations, a few specimens were combined into a single sample. These samples are noted on the table as COMP sample type or composite sample type.
- Fish were rinsed with DI water to remove external debris and patted dry with paper towel.
- Fish were sectioned using ceramic tools into portions that fit into the tissue homogenizer.
- The samples were homogenized to a uniform color.

Sea Cucumber Preparation:

- During PSAMP specimen collection, the sea cucumbers were stored in a single zip-top bag and frozen. Therefore, individual specimens were not achievable and the entire bag was used to generate a composite sample for each location. The number of individual specimens in each composite sample is noted on the table.

Crab Preparation:

- Whole individual crabs were thawed, rinsed with DI water, and homogenized to a uniform color.
- The crabs collected from Sinclair Inlet were too small for individual analyses. Two crabs were composited for this location (see table).

METHODS:

Composite, homogenized tissue samples were freeze-dried and milled to provide an additional homogenization in accordance with MSL-C-003, *Percent Dry Weight and Homogenizing Dry Sediment, Soil, and Tissue*. Dried tissue samples were analyzed for nine metals: Ag, As, Cd, Cr, Cu, Pb, Hg, Ni, and Zn. Tissue samples were digested according to Battelle SOP MSL-I-024, *Mixed Acid Tissue Digestion*. An approximately 500-mg aliquot of each dried, homogeneous sample was combined with nitric and hydrochloric acids (aqua regia) in a Teflon vessel and heated in an oven at 130°C ($\pm 10^\circ\text{C}$) for a minimum of 8 hours. After heating and cooling, deionized water was added to the acid-digested tissue to achieve analysis volume and the digestates were submitted for analysis by three methods.

Digested samples were analyzed for Hg by cold-vapor atomic absorption spectroscopy

QA/QC NARRATIVE

METHODS, cont.:

(CVAA) according to Battelle SOP MSL-I-016, *Total Mercury in Tissues and Sediments by Cold Vapor Atomic Absorption*, which is based on EPA Method 245.6, *Determination of Mercury in Tissue by Cold Vapor Atomic Absorption Spectrometry*.

Digested samples were analyzed for Ag, As, Cd, Cu, Ni, Pb, and Zn using inductively coupled plasma-mass spectrometry (ICP-MS) according to Battelle SOP MSL-I-022, *Determination of Elements in Aqueous and Digestate Samples by ICP/MS*. This procedure is based on two methods modified and adapted for analysis of solid sample digestates: EPA Method 1638, *Determination of Trace Elements in Ambient Waters by Inductively Coupled Plasma-Mass Spectrometry* and EPA Method 200.8, *Determination of Trace Elements in Water and Wastes by Inductively Coupled Plasma-Mass Spectrometry*.

Digested samples were analyzed for Cr using inductively coupled plasma-optical emissions spectrometry (ICP-OES) according to Battelle SOP MSL-I-027, *Determination of Elements in Aqueous and Digestate Samples by ICP/OES*.

All results were determined and reported in units of $\mu\text{g/g}$ on a dry-weight basis. Field sample concentrations were converted to $\mu\text{g/g}$ wet weight using the percent moisture determined for each sample.

HOLDING TIMES:

The recommended holding time for metals analyses in fish is 1 year frozen. The recommended holding time was achieved for all samples.

DETECTION LIMITS:

Achieved method detection limits are reported from the Annual Tissue MDL study. Reporting limits were determined as 3.18 times the achieved MDL. Sample concentrations were evaluated and flagged to the following criteria:

U Analyte not detected at or above the MDL, MDL reported for all sample values

J Analyte detected above the MDL, but less than the RL

N Spiked sample recovery outside QC criterion of 70-130%

& Accuracy result outside QC criterion of $\leq 20\%$ PD

* Precision result outside QC criterion of $< 30\%$

B Analyte detected in the method blank $>$ RL and sample concentration $<$ 10 times detected blank value

c Exceeds DQO but meets contingency criteria of either:

1 SRM certified $< 10\text{x}$ MDL

2 Insufficient spiking level relative to native sample concentrations

3 Sample concentration $< 10\text{x}$ MDL

METHOD BLANKS:

Six method blanks were analyzed with this set of samples. Analytes in the blank were generally not detected above the MDL or less than the RL. Two blanks contained detectable Zn concentrations, but samples concentrations were at least 1-2 orders of magnitude higher than the detected blank. The data are not considered impacted.

LABORATORY CONTROL SAMPLE/BLANK SPIKE ACCURACY:

Six replicates of a blank spike/laboratory control samples (LCS) were analyzed with this set of samples. All LCS recoveries were within the QC acceptance criterion of 70% to 130%.

QA/QC NARRATIVE

MATRIX SPIKE ACCURACY:

Six tissue samples of different species were selected for matrix spike/matrix spike duplicate samples. All MS/MSD recoveries were within the QC acceptance criterion of 70% to 130%.

REPLICATE PRECISION:

Two types of duplicates were used to evaluate laboratory precision: 1) laboratory duplicates and 2) matrix spike duplicates. Replicate precision was expressed as the relative percent difference (RPD) of replicate results. If triplicates were analyzed the precision was expressed as the relative standard deviation (RSD). Eighteen sets of laboratory duplicates were analyzed with this set of samples. The RPDs for laboratory duplicates were within the QC acceptance criterion of <30% RPD for all metals except one duplicate (ratfish) for Ag (RPD 42%) and one dogfish replicate for Ni (42%). Acceptable precision was demonstrated for these metals and species on all other measures of precision.

The RPD values for all MS/MSD pairs were within the QC acceptance criterion for all metals.

STANDARD REFERENCE MATERIAL ACCURACY:

SRM accuracy was expressed as the percent difference (PD) between the measured and certified SRM concentrations. Recovery of a particular analyte exceeded the QC criterion if the PD exceeded 20%. SRMs are reported for analytes certified greater than 10 times the achieved MDL.

Six replicates of SRMs DORM-2 *Dogfish Muscle Tissue* and 1566b *Oyster Tissue* were analyzed with the set of samples. Multiple SRMs were selected because no single SRM is certified for all metals of interest at appropriate concentration ranges.

The percent differences for analytes reported from SRM 1566b were all within the QC criterion. The percent differences for analytes reported from SRM DORM-2 were all within the QC criterion of $\leq 20\%$ percent difference except two replicates for Pb (24% and 21%). Acceptable recovery for Pb was demonstrated by the SRM 1566b, matrix spikes, and blank spikes. Data were not significantly impacted.

QA Narrative PCBs in Biota Tissue

PCB – TISSUE QA/QC SUMMARY
QC Batches 08-0004

PROJECT: Sinclair & Dyes Inlet 2008
PARAMETER: PCB
LABORATORY: Battelle, Duxbury, MA
MATRIX: Tissues – Fish
SAMPLE CUSTODY: Tissue samples were collected 5/1/2007 - 5/3/2007, and 5/17/2007. They were transferred from MSL on 1/7/2008. The shipment was received at Battelle Duxbury on 1/8/2008. Upon arrival, the cooler temperature was recorded at 0.2°C. This is above the upper limit of -10°C, for frozen tissue samples. Additionally two samples did not have complete sample ID labels on the jars. The laboratory documented the occurrences and proceeded as usual. No other custody issues were noted. The samples were logged into the Battelle LIMS system and assigned unique IDs. Samples were stored at -10° C in access-controlled walk-in freezer until sample preparation could begin.

QA/QC DATA QUALITY OBJECTIVES:

	Reference Method	Method Blank	Surrogate Recovery	LCS/MS Recovery	SRM % Diff.	Sample Replicate Relative Precision	Detection Limits (ng/g wet)
PCB	General NS&T	<5 x MDL	40-120%	40-120% Recovery (target spike must be >5 x native conc.)	≤30% PD on average (for analytes >5 x MDL)	≤30% RPD (for analytes >5 x MDL)	~0.04 – 1.63

METHOD: Tissue samples were extracted for PCB following general NS&T methods. For this analytical batch of tissue samples, ~30 g of tissue was spiked with surrogates and extracted three times with methylene chloride using tissuemizer and shaker table techniques. The combined extract was dried over anhydrous sodium sulfate, concentrated, processed through florisil cleanup column, concentrated, and acid-cleaned. Because of the high lipid content associated with these samples, additional clean-up procedures were performed. Extracts were again processed through a florisil clean-up column, acid cleaned, and further purified by GPC/HPLC. The post-HPLC extract was concentrated, fortified with RIS and submitted for analysis. Extracts intended for PCB analysis were analyzed using gas chromatography/mass spectrometry (GC/MS), following Battelle SOP 5-315 which is based on key components of the PCB congener analysis approach described in EPA Method 1668A. Sample data were quantified by the method of internal standards, using the Internal Standard (RIS) compounds.

HOLDING TIMES: Tissue samples were stored frozen until sample preparation could begin. Samples were prepared for analysis in one analytical batch and were extracted within the 1-year holding time for sample collection and analyzed within 40 days of extraction.

Batch	Extraction Date	Analysis Date
08-0004	1/10/2008	1/28/2008 – 2/7/2008

PCB – TISSUE QA/QC SUMMARY
QC Batches 08-0004

BLANKS:	<p>A procedural blank (PB) was prepared with the analytical batch. Blanks were analyzed to ensure the sample extraction and analysis methods were free of contamination.</p> <p>08-0004 – No exceedences noted.</p> <p>Comments – None.</p>
LABORATORY CONTROL SAMPLE:	<p>A laboratory control sample (LCS) was prepared the analytical batch. The percent recoveries of PCB were calculated to measure data quality in terms of accuracy.</p> <p>08-0004 – No exceedence noted.</p> <p>Comments – All percent recoveries for spiked analytes were within the laboratory control limits (40-120%).</p>
MATRIX SPIKES:	<p>A matrix spike (MS)/matrix spike duplicate (MSD) pair was prepared with the analytical batch. The percent recoveries of PCB were calculated to measure data quality in terms of accuracy; RPDs were calculated to measure quality in terms of precision.</p> <p>08-0004 – No exceedences noted.</p> <p>Comments – All percent recoveries for spiked analytes were within the laboratory control limits (40-120%). All RPDs were within the laboratory control limits ($\leq 30\%$).</p>
STANDARD REFERENCE MATERIAL:	<p>A standard reference material (SRM, NIST 2977) was prepared with each analytical batch. The percent difference (PD) between the measured value and the certified range was calculated to measure data quality in terms of accuracy.</p> <p>08-0004 – 1exceedence noted.</p> <p>Comments – All percent differences were within the laboratory control limits ($<30\%$ PD plus variance), except Cl6(138). This compound was under-recovered and had a PD of 57%. Chromatography and calculations were reviewed, no discrepancies were found. Since accuracy for this compound was demonstrated in both the LCS and MS/MSD quality control samples, it appears this exceedence is isolated to the SRM sample and does not have a significant impact on the data. The exceedence was qualified with an “&”. No further corrective action was taken.</p>
SURROGATES:	<p>Two surrogate compounds were added prior to extraction, including PCB 34 and PCB 152. The recovery of each surrogate compound was calculated to measure data quality in terms of accuracy (extraction efficiency).</p> <p>08-0004 – No exceedences noted.</p> <p>Comments – None.</p>

PCB – TISSUE QA/QC SUMMARY
QC Batches 08-0004

CALIBRATION: The GC/MS is calibrated with a minimum of a 6-point initial calibration curve (ICAL). The r^2 value for the quadratic calibration must be > 0.995 for all analytes. An Instrument Calibration Check (ICC), prepared from a different source from that used for the ICAL, was analyzed after the ICAL. The calculated concentration of target analytes in the ICC should be ≤ 25 percent different (PD) from the true concentration in the ICC standard. Continuing calibration verification (CCV) standards were analyzed every 24-hr (minimally) to verify that the instrument response remains in calibration. The PD between response factors from the CCV and ICAL should be $\leq 25\%$ for individual analytes.

08-0004 – ICAL: No exceedences noted.

ICC: One exceedence noted.

CCV: No exceedences noted.

Comments – In the ICC sample from run SD0645 PCB 81 was under-recovered with a PD of 33%. Chromatography and calculations were reviewed. No discrepancies were found. This compound passed all other quality controls, indicating the exceedence does not have a significant impact on the data. The PCB 81 under-recovery is believed to be due to a contribution from PCB 166 in the ICAL. The exceedence was qualified with an “N” on the ICC report. No further corrective action was taken. Additionally PCB 81 was under-recovered from the ICC from run SF0451. However the run was only for dilutions, and the PCB 81 exceedence did not pertain to any data collected from this sequence.

PCB – TISSUE QA/QC SUMMARY
QC Batches 08-0013

PROJECT: Sinclair & Dyes Inlet 2008
PARAMETER: PCB
LABORATORY: Battelle, Duxbury, MA
MATRIX: Tissues
SAMPLE CUSTODY: Tissue samples were collected 5/1/2007 - 5/3/2007, and 5/17/2007. They were transferred from MSL on 1/7/2008. The shipment was received at Battelle Duxbury on 1/8/2008. Upon arrival, the cooler temperature was recorded at 0.2°C. This is above the upper limit of -10°C, for frozen tissue samples. Additionally two samples did not have complete sample ID labels on the jars. The laboratory documented the occurrences and proceeded as usual. No other custody issues were noted. The samples were logged into the Battelle LIMS system and assigned unique IDs. Samples were stored at -10° C in access-controlled walk-in freezer until sample preparation could begin.

QA/QC DATA QUALITY OBJECTIVES:

	Reference Method	Method Blank	Surrogate Recovery	LCS/MS Recovery	SRM % Diff.	Sample Replicate Relative Precision	Detection Limits (ng/g wet)
PCB	General NS&T	<5 x MDL	40-120%	40-120% Recovery (target spike must be >5 x native conc.)	≤30% PD on average (for analytes >5 x MDL)	≤30% RPD (for analytes >5 x MDL)	~0.04 – 1.63

METHOD: Tissue samples were extracted for PCB following general NS&T methods. For this analytical batch of tissue samples, ~30 g of tissue was spiked with surrogates and extracted three times with methylene chloride using tissuemizer and shaker table techniques. The combined extract was dried over anhydrous sodium sulfate, concentrated, processed through florisil cleanup column, concentrated, and acid-cleaned. Because of the high lipid content associated with these samples, additional clean-up procedures were performed. Extracts were again processed through a florisil clean-up column, acid cleaned, and further purified by GPC/HPLC. The post-HPLC extract was concentrated, fortified with RIS and submitted for analysis. Extracts intended for PCB analysis were analyzed using gas chromatography/mass spectrometry (GC/MS), following Battelle SOP 5-315 which is based on key components of the PCB congener analysis approach described in EPA Method 1668A. Sample data were quantified by the method of internal standards, using the Internal Standard (RIS) compounds.

HOLDING TIMES: Tissue samples were stored frozen until sample preparation could begin. Samples were prepared for analysis in one analytical batch and were extracted within the 1-year holding time for sample collection. Because of the high lipid content of these samples, samples were run numerous times, with numerous calibrations. Because of this not all samples were analyzed within the 40-day holding time for sample extracts. Data that was not acquired for within this holding time has been qualified with a “T”. No further corrective action was taken.

Batch	Extraction Date	Analysis Date
08-0013	1/22/2008	2/5/2008 – 3/11/2008

PCB – TISSUE QA/QC SUMMARY
QC Batches 08-0013

BLANKS:	<p>A procedural blank (PB) was prepared with the analytical batch. Blanks were analyzed to ensure the sample extraction and analysis methods were free of contamination.</p> <p>08-0013 – No exceedences noted.</p> <p>Comments – None.</p>
LABORATORY CONTROL SAMPLE:	<p>A laboratory control sample (LCS) was prepared the analytical batch. The percent recoveries of PCB were calculated to measure data quality in terms of accuracy.</p> <p>08-0013 – No exceedence noted.</p> <p>Comments – All percent recoveries for spiked analytes were within the laboratory control limits (40-120%).</p>
MATRIX SPIKES:	<p>A matrix spike (MS)/matrix spike duplicate (MSD) pair was prepared with the analytical batch. The percent recoveries of PCB were calculated to measure data quality in terms of accuracy; RPDs were calculated to measure quality in terms of precision.</p> <p>08-0013 – No exceedences noted.</p> <p>Comments – All percent recoveries for spiked analytes were within the laboratory control limits (40-120%) for analytes spiked at a concentration great enough to be used for data quality assessment ($> 5 \times$ background). All RPDs were within the laboratory control limits ($\leq 30\%$).</p>
STANDARD REFERENCE MATERIAL:	<p>A standard reference material (SRM, NIST 2977) was prepared with each analytical batch. The percent difference (PD) between the measured value and the certified range was calculated to measure data quality in terms of accuracy.</p> <p>08-0013 – 2 exceedences noted.</p> <p>Comments – All percent differences were within the laboratory control limits ($<30\%$ PD plus variance), except Cl5(118) and Cl6(138). These compounds were over-recovered and under-recovered, respectively. Chromatography and calculations were reviewed, no discrepancies were found. Accuracy for these compounds was demonstrated in the LCS sample. The exceedences were qualified with an “&”. No further corrective action was taken.</p>
SURROGATES:	<p>Two surrogate compounds were added prior to extraction, including PCB 34 and PCB 152. The recovery of each surrogate compound was calculated to measure data quality in terms of accuracy (extraction efficiency).</p> <p>08-0013 – No exceedences noted.</p> <p>Comments – None.</p>

PCB – TISSUE QA/QC SUMMARY

QC Batches 08-0013

CALIBRATION: The GC/MS is calibrated with a minimum of a 6-point initial calibration curve (ICAL). The r^2 value for the quadratic calibration must be > 0.995 for all analytes. An Instrument Calibration Check (ICC), prepared from a different source from that used for the ICAL, was analyzed after the ICAL. The calculated concentration of target analytes in the ICC should be ≤ 25 percent different (PD) from the true concentration in the ICC standard. Continuing calibration verification (CCV) standards were analyzed every 24-hr (minimally) to verify that the instrument response remains in calibration. The PD between response factors from the CCV and ICAL should be $\leq 25\%$ for individual analytes.

08-0013 – ICAL: No exceedences noted.

ICC: 6 exceedences noted.

CCV: 6 exceedences noted.

Comments – Because of the high lipid content of these samples, extracts were analyzed numerous times with multiple methods. Each method is associated with its own ICAL, CCV, and ICC. In total, 4 calibrations were used. In all four ICC samples PCB 81 was under-recovered. Chromatography and calculations were reviewed. No discrepancies were found. The PCB 81 under-recovery is believed to be due to a contribution from PCB 166 in the ICAL. The exceedence was qualified with an “N” on the ICC report. No further corrective action was taken. Additionally PCB 209 failed low in ICC F9962 at 27.8% and PCB 205 failed low in ICC F0002 at 28%. Samples potentially impacted by these exceedences include - Q1545, Q1555, Q1556, Q1558, Q1560 (for PCB 209) and Q1553 (for PCB 205), however the overall impact on the data is believed to be minimal. PCB 206 and PCB 209 failed low in 3 CCV samples. All impacted samples were re-run and bracketed by passing CCVs.

PCB – TISSUE QA/QC SUMMARY
QC Batches 08-0015

PROJECT: Sinclair & Dyes Inlet 2008
PARAMETER: PCB
LABORATORY: Battelle, Duxbury, MA
MATRIX: Tissues
SAMPLE CUSTODY: Tissue samples were collected 5/1/2007 - 5/3/2007, and 5/16/2007 – 5/19/2007. They were transferred from MSL on 1/10/2008. The shipment was received at Battelle Duxbury on 1/12/2008. Upon arrival, the cooler temperature was recorded at -0.8°C. This is above the upper limit of -10°C, for frozen tissue samples. No other custody issues were noted. The samples were logged into the Battelle LIMS system and assigned unique IDs. Samples were stored at -10° C in access-controlled walk-in freezer until sample preparation could begin.

QA/QC DATA QUALITY OBJECTIVES:

	Reference Method	Method Blank	Surrogate Recovery	LCS/MS Recovery	SRM % Diff.	Sample Replicate Relative Precision	Detection Limits (ng/g wet)
PCB	General NS&T	<5 x MDL	40-120%	40-120% Recovery (target spike must be >5 x native conc.)	≤30% PD on average (for analytes >5 x MDL)	≤30% RPD (for analytes >5 x MDL)	~0.02 – 0.1

METHOD: Tissue samples were extracted for PCB following general NS&T methods. For this analytical batch of tissue samples, ~30 g of tissue was spiked with surrogates and extracted three times with methylene chloride using tissuemizer and shaker table techniques. The combined extract was dried over anhydrous sodium sulfate, concentrated, processed through florisil cleanup column, concentrated, and acid-cleaned. Because of the high lipid content associated with these samples, additional clean-up procedures were performed. Extracts were again processed through a florisil clean-up column, acid cleaned, and further purified by GPC/HPLC. The post-HPLC extract was concentrated, fortified with RIS and submitted for analysis. Extracts intended for PCB analysis were analyzed using gas chromatography/mass spectrometry (GC/MS), following Battelle SOP 5-315 which is based on key components of the PCB congener analysis approach described in EPA Method 1668A. Sample data were quantified by the method of internal standards, using the Internal Standard (RIS) compounds.

HOLDING TIMES: Tissue samples were stored frozen until sample preparation could begin. Samples were prepared for analysis in one analytical batch and were extracted within the 1-year holding time for sample collection and analyzed within 40 days of extraction.

Batch	Extraction Date	Analysis Date
08-0015	1/28/2008	2/16/2008 – 3/2/2008

PCB – TISSUE QA/QC SUMMARY
QC Batches 08-0015

BLANKS:	<p>A procedural blank (PB) was prepared with the analytical batch. Blanks were analyzed to ensure the sample extraction and analysis methods were free of contamination.</p> <p>08-0015 – No exceedences noted.</p> <p>Comments – None.</p>
LABORATORY CONTROL SAMPLE:	<p>A laboratory control sample (LCS) was prepared the analytical batch. The percent recoveries of PCB were calculated to measure data quality in terms of accuracy.</p> <p>08-0015 – No exceedence noted.</p> <p>Comments – All percent recoveries for spiked analytes were within the laboratory control limits (40-120%).</p>
MATRIX SPIKES:	<p>A matrix spike (MS)/matrix spike duplicate (MSD) pair was prepared with the analytical batch. The percent recoveries of PCB were calculated to measure data quality in terms of accuracy; RPDs were calculated to measure quality in terms of precision.</p> <p>08-0015 – No exceedences noted.</p> <p>Comments – All percent recoveries for spiked analytes were within the laboratory control limits (40-120%). All RPDs were within the laboratory control limits ($\leq 30\%$).</p>
STANDARD REFERENCE MATERIAL:	<p>A standard reference material (SRM, NIST 2977) was prepared with each analytical batch. The percent difference (PD) between the measured value and the certified range was calculated to measure data quality in terms of accuracy.</p> <p>08-0015 – No exceedence noted.</p> <p>Comments – All percent differences were within the laboratory control limits (<30% PD plus variance) for reported congeners.</p>
SURROGATES:	<p>Two surrogate compounds were added prior to extraction, including PCB 34 and PCB 152. The recovery of each surrogate compound was calculated to measure data quality in terms of accuracy (extraction efficiency).</p> <p>08-0015 – No exceedences noted.</p> <p>Comments – None.</p>

PCB – TISSUE QA/QC SUMMARY

QC Batches 08-0015

CALIBRATION: The GC/MS is calibrated with a minimum of a 6-point initial calibration curve (ICAL). The r^2 value for the quadratic calibration must be > 0.995 for all analytes. An Instrument Calibration Check (ICC), prepared from a different source from that used for the ICAL, was analyzed after the ICAL. The calculated concentration of target analytes in the ICC should be ≤ 25 percent different (PD) from the true concentration in the ICC standard. Continuing calibration verification (CCV) standards were analyzed every 24-hr (minimally) to verify that the instrument response remains in calibration. The PD between response factors from the CCV and ICAL should be $\leq 25\%$ for individual analytes.

08-0015 – ICAL: No exceedences noted.
ICC: 2 exceedences noted.
CCV: 15 exceedences noted.

Comments – Data from this batch was acquired over 2 sequences. In both ICC samples PCB 81 was under-recovered. Chromatography and calculations were reviewed. No discrepancies were found. This compound passed all other quality controls, indicating the exceedence does not have a significant impact on the data. The PCB 81 under-recovery is believed to be due to a contribution from PCB 166 in the ICAL. The exceedence was qualified with an “N” on the ICC report. No further corrective action was taken.

In CCV F0030 PCB 1 was under-recovered. The QC samples bracketed by this failing mid had acceptable PCB 8 recoveries, indicating the failure had minimal impact on the data. Additionally PCB 205 was over-recovered, however this compound was not detected in any field sample bracketed by the mid, so this exceedence has no impact on the data. Although PCB 1 and PCB 205 are not reported as individual PCB congeners on the data tables, it is used in the calculation for LOCs.

In CCV F0044 PCB 3, 4, 5, 6, 7, 8, 9, 11, 12, 13, 15, 16, and 30 were all over-recovered. Samples Q1616 – Q1628 (excluding Q1625) are associated with this mid. All of the above over-recoveries are not detected in the field samples, except for PCB 8, which is detected below the reporting limit, indicating the exceedences have minimal impact on the data. None of the above mentioned congeners, except for PCB 8, are reported as individual congeners; however they are used in the calculations for LOCs.

PCB – TISSUE QA/QC SUMMARY
QC Batches 08-0016

PROJECT: Sinclair & Dyes Inlet 2008
PARAMETER: PCB
LABORATORY: Battelle, Duxbury, MA
MATRIX: Tissues
SAMPLE CUSTODY: Tissue samples were collected in May 2007. They were transferred from MSL on 1/7/2008. The shipment was received at Battelle Duxbury on 1/12/2008. Upon arrival, the cooler temperature was recorded at -0.8°C. This is above the upper limit of -10°C, for frozen tissue samples. The laboratory documented the occurrences and proceeded as usual. No other custody issues were noted. The samples were logged into the Battelle LIMS system and assigned unique IDs. Samples were stored at -10° C in access-controlled walk-in freezer until sample preparation could begin.

QA/QC DATA QUALITY OBJECTIVES:

	Reference Method	Method Blank	Surrogate Recovery	LCS/MS Recovery	SRM % Diff.	Sample Replicate Relative Precision	Detection Limits (ng/g wet)
PCB	General NS&T	<5 x MDL	40-120%	40-120% Recovery (target spike must be >5 x native conc.)	≤30% PD on average (for analytes >5 x MDL)	≤30% RPD (for analytes >5 x MDL)	~0.04 – 1.63

METHOD: Tissue samples were extracted for PCB following general NS&T methods. For this analytical batch of tissue samples, ~30 g of tissue was spiked with surrogates and extracted three times with methylene chloride using tissuemizer and shaker table techniques. The combined extract was dried over anhydrous sodium sulfate, concentrated, processed through florisil cleanup column, concentrated, and acid-cleaned. Because of the high lipid content associated with these samples, additional clean-up procedures were performed. Extracts were again processed through a florisil clean-up column, acid cleaned, and further purified by GPC/HPLC. The post-HPLC extract was concentrated, fortified with RIS and submitted for analysis. Extracts intended for PCB analysis were analyzed using gas chromatography/mass spectrometry (GC/MS), following Battelle SOP 5-315 which is based on key components of the PCB congener analysis approach described in EPA Method 1668A. Sample data were quantified by the method of internal standards, using the Internal Standard (RIS) compounds. Because of the complexity of the sample matrix, which resulted in CCV failures, samples extracts ran multiple times.

HOLDING TIMES: Tissue samples were stored frozen until sample preparation could begin. Samples were prepared for analysis in one analytical batch and were extracted within the 1-year holding time for sample collection. Because of the high lipid content of these samples, samples were run numerous times. Because of this not all samples were analyzed within the 40-day holding time for sample extracts. Data that was not acquired for within this holding time has been qualified with a “T”. No further corrective action was taken.

Batch	Extraction Date	Analysis Date
08-0016	1/28/2008	2/27/2008 – 3/15/2008

PCB – TISSUE QA/QC SUMMARY
QC Batches 08-0016

BLANKS: A procedural blank (PB) was prepared with the analytical batch. Blanks were analyzed to ensure the sample extraction and analysis methods were free of contamination.

08-0016 – No exceedences noted.

Comments – None.

LABORATORY CONTROL SAMPLE: A laboratory control sample (LCS) was prepared the analytical batch. The percent recoveries of PCB were calculated to measure data quality in terms of accuracy.

08-0016 – No exceedence noted.

Comments – All percent recoveries for spiked analytes were within the laboratory control limits (40-120%).

MATRIX SPIKES: A matrix spike (MS)/matrix spike duplicate (MSD) pair was prepared with the analytical batch. The percent recoveries of PCB were calculated to measure data quality in terms of accuracy; RPDs were calculated to measure quality in terms of precision.

08-0016 – 1 percent recovery exceedence noted. No RPD exceedences noted.

Comments – All percent recoveries, for analytes spiked at a concentration great enough to be used for data quality assessment, were within the laboratory control limits (40-120%), except for PCB 209. This compound was under-recovered in sample Q1639MSD (background EH-RF-MSD). Chromatography and calculations were reviewed. No discrepancies were found. The analyst notes that the complex nature of these sample extracts lead to the under-recovery of PCB 209. The data was qualified with an “&”. No further corrective action was taken.

All RPDs, for analytes spiked at a concentration great enough to be used for data quality assessment, were within the laboratory control limits ($\leq 30\%$), except for The RPD between PCB 209 and LOC 9 percent recoveries. Chromatography and calculations were reviewed. No discrepancies were found. Again the analyst notes that the complex nature of these sample extracts lead to these exceedences. The data was qualified with an “&”. No further corrective action was taken.

STANDARD REFERENCE MATERIAL: A standard reference material (SRM, NIST 2977) was prepared with each analytical batch. The percent difference (PD) between the measured value and the certified range was calculated to measure data quality in terms of accuracy.

08-0016 – 2exceedence noted.

Comments – All percent differences were within the laboratory control limits (<30% PD plus variance), except Cl4(44) and Cl6(138). These compounds were over-recovered and under-recovered, respectively. Chromatography and calculations were reviewed, no discrepancies were found. The exceedence was qualified with an “&”. No further corrective action was taken.

PCB – TISSUE QA/QC SUMMARY

QC Batches 08-0016

SURROGATES: Two surrogate compounds were added prior to extraction, including PCB 34 and PCB 152. The recovery of each surrogate compound was calculated to measure data quality in terms of accuracy (extraction efficiency).

08-0016 – 1 exceedence noted.

Comments – All percent recoveries for surrogate compounds were within the laboratory control limits (40-120%), except for PCB 152 in sample Q1631. This surrogate was over-recovered at 147%. The chromatography and calculations were reviewed. This sample was particularly difficult to analyze and all the data have been qualified with an “ME” to indicate the results are estimates due to matrix effects. Additionally the exceedence was qualified with an “#”. No further corrective action was taken.

CALIBRATION: The GC/MS is calibrated with a minimum of a 6-point initial calibration curve (ICAL). The r^2 value for the quadratic calibration must be > 0.995 for all analytes. An Instrument Calibration Check (ICC), prepared from a different source from that used for the ICAL, was analyzed after the ICAL. The calculated concentration of target analytes in the ICC should be ≤ 25 percent different (PD) from the true concentration in the ICC standard. Continuing calibration verification (CCV) standards were analyzed every 24-hr (minimally) to verify that the instrument response remains in calibration. The PD between response factors from the CCV and ICAL should be $\leq 25\%$ for individual analytes.

08-0016 – ICAL: No exceedences noted.

ICC: One exceedence noted.

CCV: No exceedences noted.

Comments – In the ICC sample, PCB 81 was under-recovered with a PD of 32.6%. Chromatography and calculations were reviewed. No discrepancies were found. This compound passed all other quality controls, indicating the exceedence does not have a significant impact on the data. The PCB 81 under-recovery is believed to be due to a contribution from PCB 166 in the ICAL. The exceedence was qualified with an “N” on the ICC report. No further corrective action was taken.

In CCV D7802 PCB 209 failed low with a PD of 30.4%. Samples bracketed by this mid were run numerous times with similar results (PCB 209 CCV failures). Therefore the data was reported as is. This failure impacted samples Q1644, Q1645, Q1646, and Q1647. In CCV D7852, 60 PCB compounds failed (see CCV report for specifics). Chromatography and calculations were reviewed. The only sample bracketed by this CCV was sample Q1631. This sample ran numerous times, yet was always bracketed by failing CCVs, due to the complex nature of the extract. Since this sample ran numerous times with similar results, and the extract was sent back to the prep lab for additional cleanup numerous times, yet CCV results were not improved, the data bracketed by the failing CCV was reported. All concentrations were qualified with an “ME” to indicate they are estimates due to matrix effect.

PCB – TISSUE QA/QC SUMMARY
QC Batches 08-0017

PROJECT: Sinclair & Dyes Inlet 2008
PARAMETER: PCB
LABORATORY: Battelle, Duxbury, MA
MATRIX: Tissues
SAMPLE CUSTODY: Tissue samples were collected in May and September 2007. They were transferred from MSL in two shipments on 1/10/2008 and 1/21/2008. Each shipment was received at Battelle Duxbury on the following day. Upon arrival, the cooler temperatures were recorded at -0.8°C and 1.2°C, respectively. They are both above the upper limit of -10°C, for frozen tissue samples. No other custody issues were noted. The samples were logged into the Battelle LIMS system and assigned unique IDs. Samples were stored at -10° C in access-controlled walk-in freezer until sample preparation could begin.

QA/QC DATA QUALITY OBJECTIVES:

	Reference Method	Method Blank	Surrogate Recovery	LCS/MS Recovery	SRM % Diff.	Sample Replicate Relative Precision	Detection Limits (ng/g wet)
PCB	General NS&T	<5 x MDL	40-120%	40-120% Recovery (target spike must be >5 x native conc.)	≤30% PD on average (for analytes >5 x MDL)	≤30% RPD (for analytes >5 x MDL)	~0.04 – 1.63

METHOD: Tissue samples were extracted for PCB following general NS&T methods. For this analytical batch of tissue samples, ~30 g of tissue was spiked with surrogates and extracted three times with methylene chloride using tissuemizer and shaker table techniques. The combined extract was dried over anhydrous sodium sulfate, concentrated, processed through florisil cleanup column, concentrated, and acid-cleaned. Because of the high lipid content associated with these samples, additional clean-up procedures were performed. Extracts were again processed through a florisil clean-up column, acid cleaned, and further purified by GPC/HPLC. The post-HPLC extract was concentrated, fortified with RIS and submitted for analysis. Extracts intended for PCB analysis were analyzed using gas chromatography/mass spectrometry (GC/MS), following Battelle SOP 5-315 which is based on key components of the PCB congener analysis approach described in EPA Method 1668A. Sample data were quantified by the method of internal standards, using the Internal Standard (RIS) compounds. Because of the high lipid content of these samples, extracts were analyzed numerous times.

HOLDING TIMES: Tissue samples were stored frozen until sample preparation could begin. Samples were prepared for analysis in one analytical batch and were extracted within the 1-year holding time for sample collection and analyzed within 40 days of extraction.

Batch	Extraction Date	Analysis Date
08-0017	2/7/2008	2/29/2008 – 3/7/2008

PCB – TISSUE QA/QC SUMMARY
QC Batches 08-0017

BLANKS: A procedural blank (PB) was prepared with the analytical batch. Blanks were analyzed to ensure the sample extraction and analysis methods were free of contamination.

08-0017 – No exceedences noted.

Comments – None.

LABORATORY CONTROL SAMPLE: A laboratory control sample (LCS) was prepared the analytical batch. The percent recoveries of PCB were calculated to measure data quality in terms of accuracy.

08-0017 – No exceedence noted.

Comments – All percent recoveries for spiked analytes were within the laboratory control limits (40-120%).

MATRIX SPIKES: A matrix spike (MS)/matrix spike duplicate (MSD) pair was prepared with the analytical batch. The percent recoveries of PCB were calculated to measure data quality in terms of accuracy; RPDs were calculated to measure quality in terms of precision.

08-0017 – No exceedences noted.

Comments – All percent recoveries for compounds spiked at a concentration great enough to be used for data quality assessment (5 x background) were within the laboratory control limits (40-120%). All RPDs were within the laboratory control limits ($\leq 30\%$).

STANDARD REFERENCE MATERIAL: A standard reference material (SRM, NIST 2977) was prepared with each analytical batch. The percent difference (PD) between the measured value and the certified range was calculated to measure data quality in terms of accuracy.

08-0017 – 1exceedence noted.

Comments – All percent differences were within the laboratory control limits (<30% PD plus variance), except Cl6(138). This compound was under-recovered. Chromatography and calculations were reviewed, no discrepancies were found. Since accuracy for this compound was demonstrated in LCS, it appears this exceedence is isolated to the SRM sample and does not have a significant impact on the data. The exceedence was qualified with an “&”. No further corrective action was taken.

PCB – TISSUE QA/QC SUMMARY

QC Batches 08-0017

SURROGATES: Two surrogate compounds were added prior to extraction, including PCB 34 and PCB 152. The recovery of each surrogate compound was calculated to measure data quality in terms of accuracy (extraction efficiency).

08-0017 – 1 exceedence noted.

Comments – All percent recoveries for surrogate compounds were within the laboratory control limits (40-120%), except for PCB 34 in sample Q1692 (DF-WBWC-1). This surrogate was under-recovered at 37%. Chromatography and calculations were reviewed. No discrepancies were found. Multiple analysis of the same extract provided similar results. The exceedence was qualified with an “#” and no further corrective action was taken.

CALIBRATION: The GC/MS is calibrated with a minimum of a 6-point initial calibration curve (ICAL). The r^2 value for the quadratic calibration must be > 0.995 for all analytes. An Instrument Calibration Check (ICC), prepared from a different source from that used for the ICAL, was analyzed after the ICAL. The calculated concentration of target analytes in the ICC should be ≤ 25 percent different (PD) from the true concentration in the ICC standard. Continuing calibration verification (CCV) standards were analyzed every 24-hr (minimally) to verify that the instrument response remains in calibration. The PD between response factors from the CCV and ICAL should be $\leq 25\%$ for individual analytes.

08-0017 – ICAL: No exceedences noted.

ICC: 1 exceedence noted.

CCV: 3 exceedences noted.

Comments – In the ICC sample PCB 81 was under-recovered. Chromatography and calculations were reviewed. No discrepancies were found. The PCB 81 under-recovery is believed to be due to a contribution from PCB 166 in the ICAL. The exceedence was qualified with an “N” on the ICC report. No further corrective action was taken. Additionally PCB 209 failed low in 3 CCV samples. Samples were re-run, however PCB 209 continuously failed in some mids. This resulted on samples Q1690, Q1691, Q1692, Q1677, Q1678, Q1679, and Q1680 having PCB 209 concentrations reported from data bracketed by a failing CCV.

PCB – TISSUE QA/QC SUMMARY
QC Batches 08-0018

PROJECT: Sinclair & Dyes Inlet 2008
PARAMETER: PCB
LABORATORY: Battelle, Duxbury, MA
MATRIX: Tissues
SAMPLE CUSTODY: Tissue samples were collected in September 2007. They were transferred from MSL on 1/21/2008. The shipment was received at Battelle Duxbury on the following day. Upon arrival, the cooler temperature was recorded at 1.2°C. This is above the upper limit of -10°C, for frozen tissue samples. No other custody issues were noted. The samples were logged into the Battelle LIMS system and assigned unique IDs. Samples were stored at -10° C in access-controlled walk-in freezer until sample preparation could begin.

QA/QC DATA QUALITY OBJECTIVES:

	Reference Method	Method Blank	Surrogate Recovery	LCS/MS Recovery	SRM % Diff.	Sample Replicate Relative Precision	Detection Limits (ng/g wet)
PCB	General NS&T	<5 x MDL	40-120%	40-120% Recovery (target spike must be >5 x native conc.)	≤30% PD on average (for analytes >5 x MDL)	≤30% RPD (for analytes >5 x MDL)	~0.04 – 1.63

METHOD: Tissue samples were extracted for PCB following general NS&T methods. For this analytical batch of tissue samples, ~30 g of tissue was spiked with surrogates and extracted three times with methylene chloride using tissuemizer and shaker table techniques. The combined extract was dried over anhydrous sodium sulfate, concentrated, processed through florisil cleanup column, concentrated, and acid-cleaned. Because of the high lipid content associated with these samples, additional clean-up procedures were performed. Extracts were again processed through a florisil clean-up column, acid cleaned, and further purified by GPC/HPLC. The post-HPLC extract was concentrated, fortified with RIS and submitted for analysis. Extracts intended for PCB analysis were analyzed using gas chromatography/mass spectrometry (GC/MS), following Battelle SOP 5-315 which is based on key components of the PCB congener analysis approach described in EPA Method 1668A. Sample data were quantified by the method of internal standards, using the Internal Standard (RIS) compounds. Because problems related to the sample matrix, extracts were analyzed numerous times.

HOLDING TIMES: Tissue samples were stored frozen until sample preparation could begin. Samples were prepared for analysis in one analytical batch and were extracted within the 1-year holding time for sample collection and analyzed within 40 days of extraction.

<u>Batch</u>	<u>Extraction Date</u>	<u>Analysis Date</u>
08-0018	2/7/2008	2/29/2008 – 3/11/2008

PCB – TISSUE QA/QC SUMMARY
QC Batches 08-0018

BLANKS:	<p>A procedural blank (PB) was prepared with the analytical batch. Blanks were analyzed to ensure the sample extraction and analysis methods were free of contamination.</p> <p>08-0018 – No exceedences noted.</p> <p>Comments – None.</p>
LABORATORY CONTROL SAMPLE:	<p>A laboratory control sample (LCS) was prepared the analytical batch. The percent recoveries of PCB were calculated to measure data quality in terms of accuracy.</p> <p>08-0018 – No exceedence noted.</p> <p>Comments – All percent recoveries for spiked analytes were within the laboratory control limits (40-120%).</p>
MATRIX SPIKES:	<p>A matrix spike (MS)/matrix spike duplicate (MSD) pair was prepared with the analytical batch. The percent recoveries of PCB were calculated to measure data quality in terms of accuracy; RPDs were calculated to measure quality in terms of precision.</p> <p>08-0018 – No exceedences noted.</p> <p>Comments – All percent recoveries for spiked analytes were within the laboratory control limits (40-120%), except for PCB 153 in sample Q1649MS (background DF-WBWC-3); however this analyte was not spiked at a concentration great enough to be used for data quality assessment. All RPDs were within the laboratory control limits ($\leq 30\%$).</p>
STANDARD REFERENCE MATERIAL:	<p>A standard reference material (SRM, NIST 2977) was prepared with each analytical batch. The percent difference (PD) between the measured value and the certified range was calculated to measure data quality in terms of accuracy.</p> <p>08-0018 – 1 exceedence noted.</p> <p>Comments – All percent differences were within the laboratory control limits (<30% PD plus variance), except Cl6(138). This compound was under-recovered. Chromatography and calculations were reviewed, no discrepancies were found. Since accuracy for this compound was demonstrated in both the LCS and MS/MSD quality control samples, it appears this exceedence is isolated to the SRM sample and does not have a significant impact on the data. The exceedence was qualified with an “&”. No further corrective action was taken.</p>
SURROGATES:	<p>Two surrogate compounds were added prior to extraction, including PCB 34 and PCB 152. The recovery of each surrogate compound was calculated to measure data quality in terms of accuracy (extraction efficiency).</p> <p>08-0018 – No exceedences noted.</p> <p>Comments – All percent recoveries for surrogate compounds were within the laboratory control limits (40-120%).</p>

PCB – TISSUE QA/QC SUMMARY

QC Batches 08-0018

CALIBRATION: The GC/MS is calibrated with a minimum of a 6-point initial calibration curve (ICAL). The r^2 value for the quadratic calibration must be > 0.995 for all analytes. An Instrument Calibration Check (ICC), prepared from a different source from that used for the ICAL, was analyzed after the ICAL. The calculated concentration of target analytes in the ICC should be ≤ 25 percent different (PD) from the true concentration in the ICC standard. Continuing calibration verification (CCV) standards were analyzed every 24-hr (minimally) to verify that the instrument response remains in calibration. The PD between response factors from the CCV and ICAL should be $\leq 25\%$ for individual analytes.

08-0018 – ICAL: No exceedences noted.
ICC: 2 exceedences noted.
CCV: No exceedences noted.

Comments – Two calibrations are associated with this batch. In both ICC samples PCB 81 was under-recovered with a PD of 28% and 38.2%. Chromatography and calculations were reviewed. No discrepancies were found. This compound passed all other quality controls, indicating the exceedence does not have a significant impact on the data. The PCB 81 under-recovery is believed to be due to a contribution from PCB 166 in the ICAL. The exceedence was qualified with an “N” on the ICC report.

QA Narrative Stable Isotopes in Biota Tissue

PROJECT: 2007 Puget Sound Area Monitoring Program (PSAMP) Trawl Biota, ENVVEST Biota Studies

PARAMETER: Stable Isotopes of Carbon ($\delta^{13}\text{C}$) and nitrogen ($\delta^{15}\text{N}$)

LABORATORY: Dr. Jay Brandes, Skidaway Institute for Oceanography

MATRIX: Muscle Tissue from Marine Invertebrates and Fish

SAMPLE CUSTODY AND PROCESSING: Specimen samples were received by MSL and stored frozen until sample selection and processing. Specimens were collected during the 2007 PSAMP trawls and the dogfish samples were collected by University of Washington. All samples were received in good condition (i.e., all sample containers were intact). Each specimen was assigned a Battelle Central File (CF) identification number (2838). Each specimen's weight, length, and photo were entered into Battelle's laboratory information and sample tracking system. Homogenized muscle tissue and whole body weighted composites for the dogfish were sent to Skidaway Institute of Oceanography.

The following lists information on sample receipt and processing activities:

MSL Lab ID	See Table
Collection dates	May 2007 and 09/19/07

SAMPLE PREPARATION:

Sample Preparation and Homogenization Procedures:

- Excess liquid collected during thawing was discarded prior to homogenizing.
- Ceramic cutting knives and a Teflon block were used to cut muscle tissue for each specimen.
- All homogenization equipment was decontaminated between each sample using a laboratory detergent, hot water rinse, methanol rinse (if necessary due to oily samples), and 3x deionized water rinse. Gloves and work surface papers were changed between samples.
- Homogenized samples were placed into in a tarred 2 oz. polypropylene jar for isotopes
- Samples were frozen to -70°C , freeze dried, and ground using a sediment miller.

PSAMP Fish Preparation:

- Muscle tissue from each specimens provided by PSAMP was collected for isotope analysis.
- Fish were rinsed with DI water to remove external debris and patted dry with paper towel.
- A ceramic knife was used to collect muscle tissue.

Dogfish Preparation:

- Samples from the dogfish were collected as section-weighted composited, which are primarily muscle tissue.
- A second set of samples was collected as whole body weighted composited, which included the internal organs.

Sea Cucumber Preparation:

- During PSAMP specimen collection, the sea cucumbers were stored in a single zip-top bag and frozen. Therefore, individual specimens were not achievable and the entire bag was used to generate a composite sample for each location. The number of individual specimens in each composite sample is noted on the table.

Crab Preparation:

- Whole individual crabs were thawed, rinsed with DI water, and soft tissue was extracted using a ceramic knife.

METHODS/Discussion: Carbon ($\delta^{13}\text{C}$) and nitrogen ($\delta^{15}\text{N}$) analyses were performed of freeze dried, ground samples using a ThermoFinnigan Delta V plus stable isotope mass spectrometer coupled to a Thermo Flash elemental analyzer. Internal laboratory standards composed of marine chitin (Fisher Scientific) and calibrated to NIST standards were employed to correct sample data to international reference scales. Typical sample sizes analyzed were 0.5 to 1.0 mg. Typical precision of repeated chitin internal standards was 0.1‰ for C and 0.2‰ for N (1 SD). Values are given vs. vPDB (C) and air (N) standard scales.

Sample isotopic values are plotted in Figure 1. Most samples fall along a group with a trend of co-varying C and N values. Literature values for isotopic changes between trophic levels predict a shift of +0-1‰ for C and 2-4‰ for N (Fry 1991; Hansson et al. 1997; Fantle et al. 1999; Benstead et al. 2006). The lines presented on the graph are relationship between N and C for marine samples (3:1) and a best fit line (3:2). The regression line on all the data except the eelgrass and 174-183 samples (dogfish) is 1.46:1 N to C, or 3:2. Several conclusions can be drawn from this dataset. First, most organisms appear to be using a marine planktonic food source of around -20 to -22‰ in C and 6-8‰ in N. Both these numbers are reasonable, the C is the average isotopic value for phytoplankton (Fry 1996) and the N value matches well with values of 5-6‰ measured for marine nitrate isotopes in the region (Brandes 1997). If the assumption is made that this is the food source, then most of the samples are in the 2nd or third trophic level, basically anything from about 11-13‰ in $\delta^{15}\text{N}$ is in the second level and 14-16‰ $\delta^{15}\text{N}$ is in the third. There is a lot of overlap suggesting that several organisms are mixotrophs. Figure 2 plots the isotopic values with species identification.

There are two noticeable outlier groups. The benthic primary producer seagrass isotopic values are enriched in ^{13}C and depleted in ^{15}N . This value is distinct enough in carbon isotopic value to strongly influence consumers utilizing this food source. Most of the samples do not appear to reflect such utilization with the exception of the sample points 16-18 (Shiner Perch from Vendovi).

The other outlier is the group 174-183 (dogfish). Judging from the data there are two possible interpretations. First, this group could be assimilating C with little isotopic discrimination. In this case, which has been observed often in the literature (Fantle et al. 1999), they are eating a marine food source, most likely phytoplankton, of isotopic value -21‰ ($\delta^{13}\text{C}$). The high N enrichment value argues against a direct assimilation of phytoplankton; however, as the organism looks to be on the third trophic level by N value. It could be eating some food source not sampled, which, in turn does not fractionate.

The second possibility is that the samples are biased by their high lipid content. Future work should include a lipid extraction on these to see how this changes the isotopic value of the samples. In any case the ^{15}N value should be unaffected.

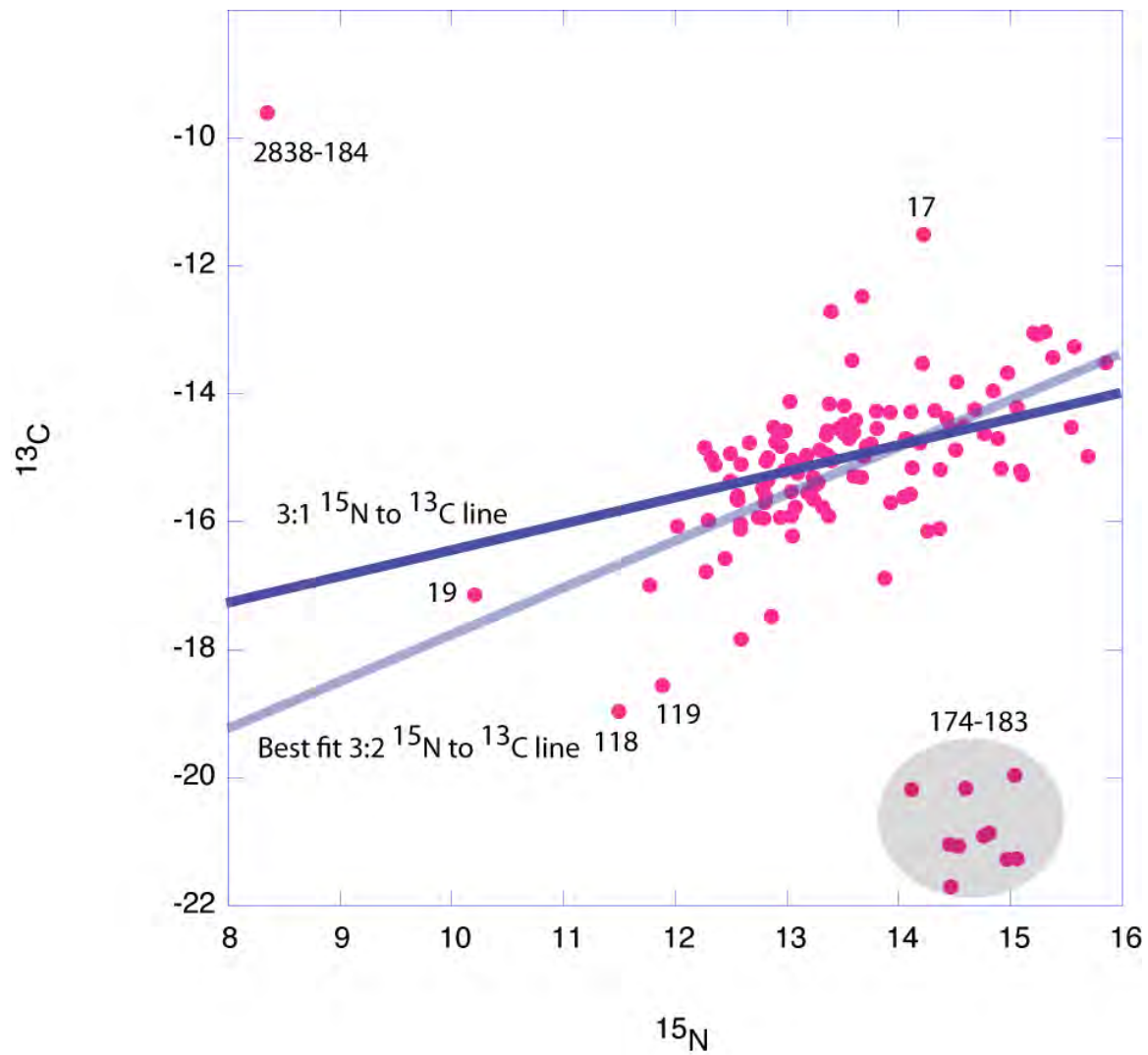


Figure 1. 2007 fish and invertebrate sample isotopic values.

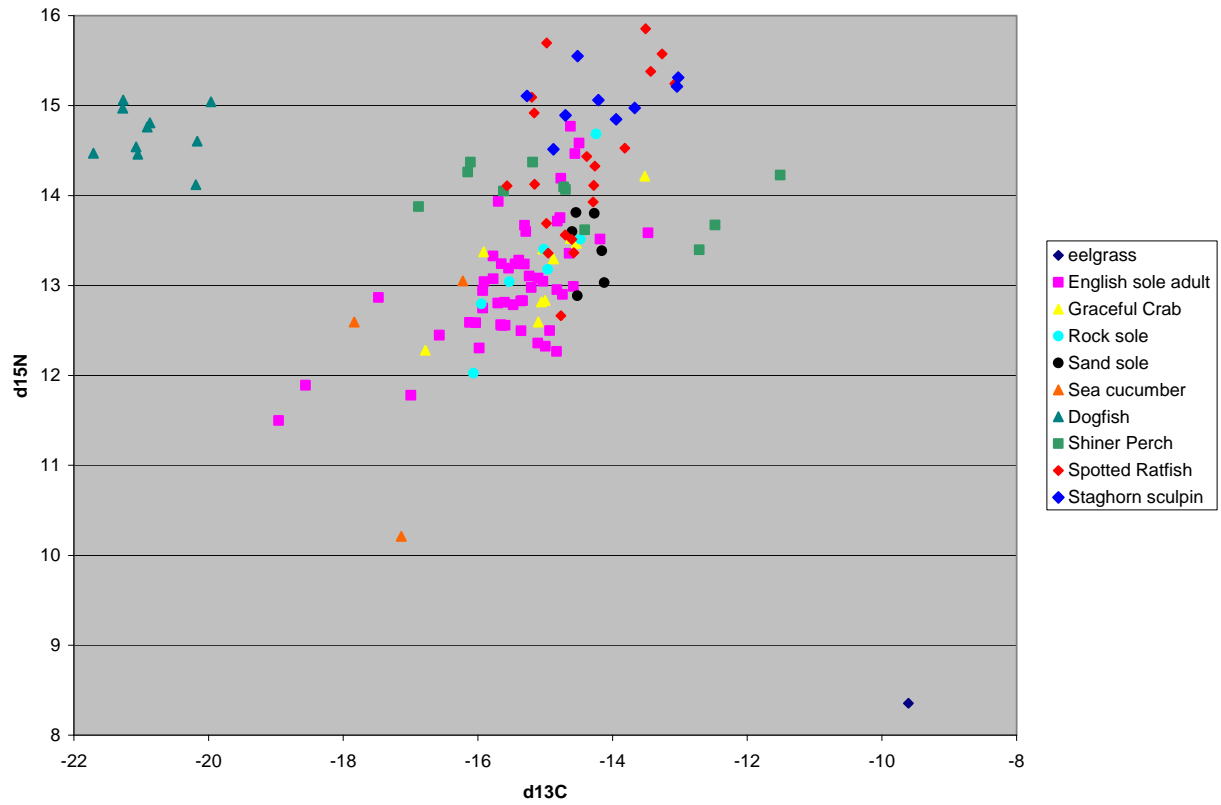


Figure 2. 2007 sample isotopic values with species identification.

Sample Custody Records

- Field Collection Worksheets
- Sample Selection
- Sample Login

PSAMP Tow Information:

Year	SurveyID	StationID	EffortID	EffortDate	GearType
2007	TRWL0705	VENDOVI	07VD-H01	5/1/2007	OtterTrawl-Eastern400
2007	TRWL0705	STRTGEOR	07SG-H02	5/2/2007	OtterTrawl-Eastern400
2007	TRWL0705	HDCANAL	07HC-H03	5/3/2007	OtterTrawl-Eastern400
2007	TRWL0705	ELLTBAY	07EB-H04	5/16/2007	OtterTrawl-Eastern400
2007	TRWL0705	SCLINLET	07SI-H06	5/17/2007	OtterTrawl-Eastern400
2007	TRWL0705	EGLHARBR	07EH-H05	5/17/2007	OtterTrawl-Eastern400
2007	TRWL0705	DUWAMISH	07DU-H07[A]	5/18/2007	OtterTrawl-Eastern400
2007	TRWL0705	DUWAMISH	07DU-H07[B]	5/18/2007	OtterTrawl-Eastern400
2007	TRWL0705	PTGARDNR	07PG-H08[A]	5/29/2007	OtterTrawl-Eastern400
2007	TRWL0705	PTGARDNR	07PG-H08[B]	5/29/2007	OtterTrawl-Eastern400
2007	TRWL0705	NISQUALY	07NQ-H09[A]	5/30/2007	OtterTrawl-Eastern400
2007	TRWL0705	NISQUALY	07NQ-H09[B]	5/30/2007	OtterTrawl-Eastern400
2007	TRWL0705	COMMBAY	07CB-H10[A]	5/31/2007	OtterTrawl-Eastern400
2007	TRWL0705	COMMBAY	07CB-H10[B]	5/31/2007	OtterTrawl-Eastern400
2007	TRWL0705	COMMBAY	07CB-H10[C]	5/31/2007	OtterTrawl-Eastern400

PSAMP Tow Information (cont.):

StationDescription	Degrees - Decimal minutes			
	Start		End	
	Latitude	Longitude	Latitude	Longitude
Vendovi Island	48 38.901	122 38.993	48 38.837	122 38.156
Strait of Georgia	48 51.064	122 56.935	48 52.005	122 57.889
Hood Canal North	47 50.204	122 38.341	47 50.133	122 38.929
Elliott Bay - Seattle Waterfront	47 36.228	122 20.542	47 36.482	122 21.278
Sinclair Inlet - Bremerton Waterfront	47 32.699	122 39.502	47 33.004	122 38.053
Eagle Harbor	47 37.168	122 30.596	47 37.271	122 30.412
Duwamish River	47 33.727	122 20.808	47 33.298	122 20.565
Duwamish River	47 33.717	122 20.772	47 33.238	122 20.527
Port Gardner	47 58.960	122 14.159	47 59.245	122 15.136
Port Gardner	47 59.000	122 14.201	47 59.169	122 15.233
Nisqually Reach	47 09.013	122 39.958	47 09.608	122 40.173
Nisqually Reach	47 09.205	122 40.001	47 09.713	122 39.911
Commencement Bay - Thea Foss	47 15.290	122 26.016	47 15.790	122 26.304
Commencement Bay - Thea Foss	47 15.287	122 26.015	47 15.803	122 26.372
Commencement Bay - Thea Foss	47 15.296	122 26.016	47 15.841	122 26.356

PSAMP Tow Information (cont.):

Decimal Degrees				Decimal Degrees		Depth				Time Min	Wire out	Net width
Start		End		Mid-point		Fathoms		Meters				
Latitude	Longitude	Latitude	Longitude	Latitude	Longitude	Min	Max	Min	Max			
48.64835	122.64988	48.64728	122.63593	48.64782	122.64291	26.0	30.0	47.5	54.9	22	75	12.24
48.85107	122.94892	48.86675	122.96482	48.85107	122.95687	116.0	119.0	212.1	217.6	27	225	13.71
47.83673	122.63902	47.83555	122.64882	47.83614	122.64392	25.0	29.0	45.7	53.0	14	55	10.71
47.60380	122.34237	47.60803	122.35463	47.60592	122.34850	10.0	30.0	18.3	54.9	15	45	11.55
47.54498	122.65837	47.55007	122.63422	47.54753	122.64629	4.0	5.5	7.3	10.1	28	15	8.74
47.61947	122.50993	47.62118	122.50687	47.62033	122.50840	5.0	6.0	9.1	11.0	8	10	8.74
47.56212	122.34680	47.55497	122.34275	47.55854	122.34478	3.8	4.6	6.9	8.4	13	7	8.74
47.56195	122.34620	47.55397	122.34212	47.55796	122.34416	4.1	4.5	7.5	8.2	14	7	8.74
47.98267	122.23598	47.98742	122.25227	47.98504	122.24413	6.0	10.0	11.0	18.3	16	35	10.79
47.98333	122.23668	47.98615	122.25388	47.98474	122.24528	20.0	30.0	36.6	54.9	13	50	10.49
47.15022	122.66597	47.16013	122.66955	47.15518	122.66776	70.0	75.0	128.0	137.2	19	200	13.42
47.15342	122.66668	47.16188	122.66518	47.15765	122.66593	75.0	76.0	137.2	139.0	21	200	13.44
47.25483	122.43360	47.26317	122.43840	47.25900	122.43600	4.0	10.0	7.3	18.3	13	15	8.74
47.25478	122.43358	47.26338	122.43953	47.25908	122.43656	3.5	15.0	6.4	27.4	15	15	8.74
47.25493	122.43360	47.26402	122.43927	47.25948	122.43643	3.5	18.0	6.4	32.9	16	15	8.74

ENVVEST Fish Tissue Samples received by MESO-NW (R.K Johnston) from WDFW (J. West/Steve Quinnell) and transferred to PNL/BMSL (Jill Brandenberger) on 9/10/2007

tag#	haul	date	Location	Total Specimens (all sizes)								comment	
				English sole adult	Rock sole	Sand sole	Staghorn sculpin	Spotted Ratfish	Shiner perch	Graceful Crab	Sea cucumber		TOTAL
1762	1	5/1/2007	Vendovi	9	3		3		3		3	21	at least 6 good size ES; could not separate individual sea cucumbers
1462		5/2/2007	Strait of Georgia	9				3			6	18	no haul number; at least 7 good size ES; could not separate individual sea cucumbers
	3	5/3/2007	Hood Canal	3	1			3	3	2		12	no tag#; 2 large surf perch one small; 1 large male crab and 1 small
3382	4	5/16/2007	Elliott Bay	3				3				6	1 large and 2 small ES;
	5	5/19/2007	Eagle Harbor	4				3				7	No tag#; 3 large and 1 small ES
3388	6	5/17/2007	Sinclair Inlet	9	4	6	6	2	7	8	6	48	9 good size ES; 3 large Rock Sole 1 too small; 2 large and 4 small surf perch; 8 crabs male and female w/eggs 2 crabs large enough may need to composite smaller ones; may not be able to separate individual sea cucumbers;
1481		5/29/2007	Port Gardner	3								3	no haul number
3322	9A/9B	5/30/2007	Nisqually	3				3				6	
3310	10A	5/31/2007	Commencement Bay	3				3				6	
3277	7B	5/18/2007	Duwamish	4								4	3 large and 1 small ES
		2005	Sinclair Inlet	6									viscera only, these are the ES viscera of the missing SI samples from 2005

Samples obtained from Jon Reum, UW on 19 SEP 2007. Specimens were caught in Admiralty Inlet of the Puget Sound on 18 SEP 2007.

parameter	specimen ID							
	ADUW-DOG01	%	ADUW-DOG02	%	ADUW-DOG03	%	ADUW-DOG04	%
embryo mass (g)	410	7.59%	440	10.26%	97	3.09%	188	3.47%
liver (g)	498	9.22%	260	6.06%	318	10.13%	790	14.58%
digestive tract all (g)	319	5.91%	194	4.52%	288.8	9.20%	320	5.90%
reproductive organ?	47.2	0.87%	48.8	1.14%	37.7	1.20%	65.2	1.20%
1 head (g)	613.3	11.36%	730	17.02%	490	15.61%	790	14.58%
2 pectral area (g)	1027	19.02%	720	16.78%	510	16.24%	610	11.25%
3 midsecton (g)	1590	29.44%	1240	28.90%	940	29.94%	1800	33.21%
4 tail (g)	670	12.41%	450	10.49%	320	10.19%	600	11.07%
kidney (g)	14.4	0.27%	10.5	0.24%	8.2	0.26%	18.5	0.34%

parameter	ADUW-DOG05		ADUW-DOG06	
		%		%
embryo mass (g)	151.6	5.02%	321.7	7.87%
liver (g)	382.9	12.68%	433.5	10.60%
digestive tract all (g)	190.6	6.31%	326.7	7.99%
reproductive organ?	49.1	1.63%	46.7	1.14%
1 head (g)	510	16.89%	510	12.47%
2 pectral area (g)	420	13.91%	620	15.16%
3 midsecton (g)	900	29.80%	1370	33.50%
4 tail (g)	320	10.60%	450	11.00%
kidney (g)	12.7	0.42%		0.00%

Supplemental Information for Dogfish Sample Labeling:

SAMPLE_LABEL	Location Site	SITE_LABEL	Site Total	Sub-Sample	TISSUE_TYPE	Rep	MSL Code
DF-EM-1	ADUW-DOG01	Admiralty Inlet	Dogfish 1	embryo mass	EM	1	2838-126
DF-LV-1	ADUW-DOG01	Admiralty Inlet	Dogfish 1	liver	LV	1	2838-132
DF-DIG-1	ADUW-DOG01	Admiralty Inlet	Dogfish 1	digestive tract - All	DIG	1	2838-138
DF-SWC-1	ADUW-DOG01	Admiralty Inlet	Dogfish 1	Section Weighted- Composite	SWC	1	2838-174
DF-WBWC-1	ADUW-DOG01	Admiralty Inlet	Dogfish 1	Whole Body Weighted- Composite	WBWC	1	2838-177
DF-EM-2	ADUW-DOG02	Admiralty Inlet	Dogfish 2	embryo mass	EM	2	2838-127
DF-LV-2	ADUW-DOG02	Admiralty Inlet	Dogfish 2	liver	LV	2	2838-133
DF-DIG-2	ADUW-DOG02	Admiralty Inlet	Dogfish 2	digestive tract - All	DIG	2	2838-139
DF-SWC-2	ADUW-DOG02	Admiralty Inlet	Dogfish 2	Section Weighted- Composite	SWC	2	2838-175
DF-WBWC-2	ADUW-DOG02	Admiralty Inlet	Dogfish 2	Whole Body Weighted- Composite	WBWC	2	2838-178
DF-WBWC-3	ADUW-DOG03	Admiralty Inlet	Dogfish 3	Whole Body Weighted- Composite	WBWC	3	2838-179
DF-EM-4	ADUW-DOG04	Admiralty Inlet	Dogfish 4	embryo mass	EM	4	2838-129
DF-LV-4	ADUW-DOG04	Admiralty Inlet	Dogfish 4	liver	LV	4	2838-135
DF-DIG-4	ADUW-DOG04	Admiralty Inlet	Dogfish 4	digestive tract - All	DIG	4	2838-141
DF-SWC-4	ADUW-DOG04	Admiralty Inlet	Dogfish 4	Section Weighted- Composite	SWC	4	2838-183
DF-WBWC-4	ADUW-DOG04	Admiralty Inlet	Dogfish 4	Whole Body Weighted- Composite	WBWC	4	2838-180
DF-WBWC-5	ADUW-DOG05	Admiralty Inlet	Dogfish 5	Whole Body Weighted- Composite	WBWC	5	2838-181
DF-EM-6	ADUW-DOG06	Admiralty Inlet	Dogfish 6	embryo mass	EM	6	2838-131
DF-LV-6	ADUW-DOG06	Admiralty Inlet	Dogfish 6	liver	LV	6	2838-137
DF-DIG-6	ADUW-DOG06	Admiralty Inlet	Dogfish 6	digestive tract - All	DIG	6	2838-143
DF-SWC-6	ADUW-DOG06	Admiralty Inlet	Dogfish 6	Section Weighted- Composite	SWC	3	2838-176
DF-WBWC-6	ADUW-DOG06	Admiralty Inlet	Dogfish 6	Whole Body Weighted- Composite	WBWC	6	2838-182

Final Sample Selection List for Metals Analysis

Location Code	Location Site	Collection Date	Species	Rep	Site Total	Client Code	MSL Code	Metals
1762	Vendovi	5/1/2007	English sole adult	5		V-ES-5	2838-5	1
1762	Vendovi	5/1/2007	English sole adult	6		V-ES-6	2838-6	1
1762	Vendovi	5/1/2007	English sole adult	8		V-ES-8	2838-8	1
1762	Vendovi	5/1/2007	Rock sole	1		V-RS-1	2838-10	1
1762	Vendovi	5/1/2007	Rock sole	2		V-RS-2	2838-11	1
1762	Vendovi	5/1/2007	Rock sole	3		V-RS-3	2838-12	1
1762	Vendovi	5/1/2007	Staghorn sculpin	1		V-SSc-1	2838-13	1
1762	Vendovi	5/1/2007	Staghorn sculpin	2		V-SSc-2	2838-14	1
1762	Vendovi	5/1/2007	Staghorn sculpin	3		V-SSc-3	2838-15	1
1762	Vendovi	5/1/2007	Shiner perch	1		V-SP-1	2838-16	1
1762	Vendovi	5/1/2007	Shiner perch	2		V-SP-2	2838-17	1
1762	Vendovi	5/1/2007	Shiner perch	3		V-SP-3	2838-18	1
1762	Vendovi	5/1/2007	Sea cucumber (3)	COMP	19	V-SC-COMP	2838-19	1
1462	Strait of Georgia	5/2/2007	English sole adult	3		SG-ES-3	2838-22	1
1462	Strait of Georgia	5/2/2007	English sole adult	4		SG-ES-4	2838-23	1
1462	Strait of Georgia	5/2/2007	English sole adult	5		SG-ES-5	2838-24	1
1462	Strait of Georgia	5/2/2007	Spotted Ratfish	1		SG-RF-1	2838-29	1
1462	Strait of Georgia	5/2/2007	Spotted Ratfish	2		SG-RF-2	2838-30	1
1462	Strait of Georgia	5/2/2007	Spotted Ratfish	3		SG-RF-3	2838-31	1
1462	Strait of Georgia	5/2/2007	Sea cucumber (6)	COMP	13	SG-SC-COMP	2838-32	1
	Hood Canal	5/3/2007	English sole adult	1		HC-ES-1	2838-33	1
	Hood Canal	5/3/2007	English sole adult	2		HC-ES-2	2838-34	1
	Hood Canal	5/3/2007	English sole adult	3		HC-ES-3	2838-35	1
	Hood Canal	5/3/2007	Rock sole	1		HC-RS-1	2838-36	1
	Hood Canal	5/3/2007	Spotted Ratfish	1		HC-RF-1	2838-37	1
	Hood Canal	5/3/2007	Spotted Ratfish	2		HC-RF-2	2838-38	1
	Hood Canal	5/3/2007	Spotted Ratfish	3		HC-RF-3	2838-39	1
	Hood Canal	5/3/2007	Shiner perch	1		HC-SP1	2838-40	1
	Hood Canal	5/3/2007	Shiner perch	2		HC-SP2	2838-41	1
	Hood Canal	5/3/2007	Graceful Crab	1		HC-GC-1	2838-43	1

Final Sample Selection List for Metals Analysis

Location Code	Location Site	Collection Date	Species	Rep	Site Total	Client Code	MSL Code	Metals
3382	Elliott Bay	5/16/2007	English sole adult			EB-ES-1/2	2838-45-46	1
3382	Elliott Bay	5/16/2007	English sole adult	3		EB-ES-3	2838-47	1
3382	Elliott Bay	5/16/2007	Spotted Ratfish	1		EB-RF-1	2838-48	1
3382	Elliott Bay	5/16/2007	Spotted Ratfish	2		EB-RF-2	2838-49	1
3382	Elliott Bay	5/16/2007	Spotted Ratfish	3	6	EB-RF-3	2838-50	1
	Eagle Harbor	5/19/2007	English sole adult	2		EH-ES-2	2838-52	1
	Eagle Harbor	5/19/2007	English sole adult	3		EH-ES-3	2838-53	1
	Eagle Harbor	5/19/2007	English sole adult	4		EH-ES-4	2838-54	1
	Eagle Harbor	5/19/2007	Spotted Ratfish	1		EH-RF-1	2838-55	1
	Eagle Harbor	5/19/2007	Spotted Ratfish	2		EH-RF-2	2838-56	1
	Eagle Harbor	5/19/2007	Spotted Ratfish	3	7	EH-RF-3	2838-57	1
3388	Sinclair Inlet	5/17/2007	English sole adult	1		SI-ES-1	2838-58	1
3388	Sinclair Inlet	5/17/2007	English sole adult	2		SI-ES-2	2838-59	1
3388	Sinclair Inlet	5/17/2007	English sole adult	4		SI-ES-4	2838-61	1
3388	Sinclair Inlet	5/17/2007	English sole adult	6		SI-ES-6	2838-63	1
3388	Sinclair Inlet	5/17/2007	English sole adult	7		SI-ES-7	2838-64	1
3388	Sinclair Inlet	5/17/2007	English sole adult	8		SI-ES-8	2838-65	1
3388	Sinclair Inlet	5/17/2007	Rock sole			SI-RS-1/2	2838-67-68	1
3388	Sinclair Inlet	5/17/2007	Rock sole	3		SI-RS-3	2838-69	1
3388	Sinclair Inlet	5/17/2007	Rock sole	4		SI-RS-4	2838-70	1
3388	Sinclair Inlet	5/17/2007	Sand sole	1		SI-SS-1	2838-71	1
3388	Sinclair Inlet	5/17/2007	Sand sole	2		SI-SS-2	2838-72	1
3388	Sinclair Inlet	5/17/2007	Sand sole	3		SI-SS-3	2838-73	1
3388	Sinclair Inlet	5/17/2007	Staghorn sculpin			SI-SSc-1/2	2838-77-78	1
3388	Sinclair Inlet	5/17/2007	Staghorn sculpin			SI-SSc-3/5	2838-79-81	1
3388	Sinclair Inlet	5/17/2007	Staghorn sculpin			SI-SSc-4/6	2838-80-82	1
3388	Sinclair Inlet	5/17/2007	Spotted Ratfish	1		SI-RF-1	2838-83	1
3388	Sinclair Inlet	5/17/2007	Spotted Ratfish	2		SI-RF-2	2838-84	1
3388	Sinclair Inlet	5/17/2007	Shiner perch			SI-SP-4/5	2838-88-89	1
3388	Sinclair Inlet	5/17/2007	Shiner perch			SI-SP-6/2	2838-90-86	1

Final Sample Selection List for Metals Analysis

Location Code	Location Site	Collection Date	Species	Rep	Site Total	Client Code	MSL Code	Metals
3388	Sinclair Inlet	5/17/2007	Shiner perch			SI-SP-7/3	2838-91-87	1
3388	Sinclair Inlet	5/17/2007	Graceful Crab			SI-GC-2/6	2838-93-97	1
3388	Sinclair Inlet	5/17/2007	Graceful Crab			SI-GC-3/4	2838-94-95	1
3388	Sinclair Inlet	5/17/2007	Graceful Crab	7		SI-GC-7/1	2838-98-92	1
3388	Sinclair Inlet	5/17/2007	Graceful Crab			SI-GC-5/8	2838-96-99	1
3388	Sinclair Inlet	5/17/2007	Sea cucumber (6)	COMP	43	SI-SC-COMP	2838-100	1
1481	Port Gardner	5/29/2007	English sole adult	1		PG-ES-1	2838-101	1
1481	Port Gardner	5/29/2007	English sole adult	2		PG-ES-2	2838-102	1
1481	Port Gardner	5/29/2007	English sole adult	3	3	PG-ES-3	2838-103	1
3322	Nisqually	5/30/2007	English sole adult	1		NIS-ES-1	2838-104	1
3322	Nisqually	5/30/2007	English sole adult	2		NIS-ES-2	2838-105	1
3322	Nisqually	5/30/2007	English sole adult	3		NIS-ES-3	2838-106	1
3322	Nisqually	5/30/2007	Spotted Ratfish	1		NIS-RF-1	2838-107	1
3322	Nisqually	5/30/2007	Spotted Ratfish	2		NIS-RF-2	2838-108	1
3322	Nisqually	5/30/2007	Spotted Ratfish	3	6	NIS-RF-3	2838-109	1
3310	Commencement Bay	5/31/2007	English sole adult	1		CB-ES-1	2838-110	1
3310	Commencement Bay	5/31/2007	English sole adult	2		CB-ES-2	2838-111	1
3310	Commencement Bay	5/31/2007	English sole adult	3		CB-ES-3	2838-112	1
3310	Commencement Bay	5/31/2007	Spotted Ratfish	1		CB-RF-1	2838-113	1
3310	Commencement Bay	5/31/2007	Spotted Ratfish	2		CB-RF-2	2838-114	1
3310	Commencement Bay	5/31/2007	Spotted Ratfish	3	6	CB-RF-3	2838-115	1
3277	Duwamish	5/18/2007	English sole adult	1		DU-ES-1	2838-116	1
3277	Duwamish	5/18/2007	English sole adult	2		DU-ES-2	2838-117	1
3277	Duwamish	5/18/2007	English sole adult	3		DU-ES-3	2838-118	1
	ADUW-DOG01		embryo mass (g)	1	Dogfish 1	DF-EM-1	2838-126	1
	ADUW-DOG01		liver (g)	1	Dogfish 1	DF-LV-1	2838-132	1
	ADUW-DOG01		digestive tract - All	1	Dogfish 1	DF-DIG-1	2838-138	1

Final Sample Selection List for Metals Analysis

Location Code	Location Site	Collection Date	Species	Rep	Site Total	Client Code	MSL Code	Metals
	ADUW-DOG01		Section Weighted-Composite	1	Dogfish 1	DF-SWC-1	2838-174	1
	ADUW-DOG01		Whole Body Weighted-Composite	1	Dogfish 1	DF-WBWC-1	2838-177	1
	ADUW-DOG02		embryo mass (g)	2	Dogfish 2	DF-EM-2	2838-127	1
	ADUW-DOG02		liver (g)	2	Dogfish 2	DF-LV-2	2838-133	1
	ADUW-DOG02		digestive tract - All	2	Dogfish 2	DF-DIG-2	2838-139	1
	ADUW-DOG02		Section Weighted-Composite	2	Dogfish 2	DF-SWC-2	2838-175	1
	ADUW-DOG02		Whole Body Weighted-Composite	2	Dogfish 2	DF-WBWC-2	2838-178	1
	ADUW-DOG03		Whole Body Weighted-Composite	3	Dogfish 3	DF-WBWC-3	2838-179	1
	ADUW-DOG04		embryo mass (g)	4	Dogfish 4	DF-EM-4	2838-129	1
	ADUW-DOG04		liver (g)	4	Dogfish 4	DF-LV-4	2838-135	1
	ADUW-DOG04		digestive tract - All	4	Dogfish 4	DF-DIG-4	2838-141	1
	ADUW-DOG04		Section Weighted-Composite	4	Dogfish 4	DF-SWC-4	2838-183	1
	ADUW-DOG04		Whole Body Weighted-Composite	4	Dogfish 4	DF-WBWC-4	2838-180	1
	ADUW-DOG05		Whole Body Weighted-Composite	5	Dogfish 5	DF-WBWC-5	2838-181	1
	ADUW-DOG06		embryo mass (g)	6	Dogfish 6	DF-EM-6	2838-131	1
	ADUW-DOG06		liver (g)	6	Dogfish 6	DF-LV-6	2838-137	1
	ADUW-DOG06		digestive tract - All	6	Dogfish 6	DF-DIG-6	2838-143	1
	ADUW-DOG06		Section Weighted-Composite	3	Dogfish 6	DF-SWC-6	2838-176	1
	ADUW-DOG06		Whole Body Weighted-Composite	6	Dogfish 6	DF-WBWC-6	2838-182	1

Final Sample Selection List for Organics Analysis

Location Code	Location Site	Collection Date	Species	Rep	Site Total	Client Code	MSL Code	PCBs/ Lipids	PCB Shipped to Duxbury
1762	Vendovi	5/1/2007	English sole adult	5		V-ES-5	2838-5	1	1/7/2008
1762	Vendovi	5/1/2007	English sole adult	6		V-ES-6	2838-6	1	1/7/2008
1762	Vendovi	5/1/2007	English sole adult	8		V-ES-8	2838-8	1	1/7/2008
1762	Vendovi	5/1/2007	Rock sole	1		V-RS-1	2838-10	1	1/7/2008
1762	Vendovi	5/1/2007	Rock sole	2		V-RS-2	2838-11	1	1/7/2008
1762	Vendovi	5/1/2007	Rock sole	3		V-RS-3	2838-12	1	1/7/2008
1762	Vendovi	5/1/2007	Staghorn sculpin	1		V-SSc-1	2838-13	1	1/7/2008
1762	Vendovi	5/1/2007	Staghorn sculpin	2		V-SSc-2	2838-14	1	1/7/2008
1762	Vendovi	5/1/2007	Staghorn sculpin	3		V-SSc-3	2838-15	1	1/7/2008
1762	Vendovi	5/1/2007	Shiner perch	1		V-SP-1	2838-16	1	1/7/2008
1762	Vendovi	5/1/2007	Shiner perch	2		V-SP-2	2838-17	1	1/7/2008
1762	Vendovi	5/1/2007	Shiner perch	3		V-SP-3	2838-18	1	1/7/2008
1762	Vendovi	5/1/2007	Sea cucumber (3)	COMP	19	V-SC-COMP	2838-19	1	1/10/2008
1462	Strait of Georgia	5/2/2007	English sole adult	3		SG-ES-3	2838-22	1	1/7/2008
1462	Strait of Georgia	5/2/2007	English sole adult	4		SG-ES-4	2838-23	1	1/7/2008
1462	Strait of Georgia	5/2/2007	English sole adult	5		SG-ES-5	2838-24	1	1/7/2008
1462	Strait of Georgia	5/2/2007	Spotted Ratfish	1		SG-RF-1	2838-29	1	1/10/2008
1462	Strait of Georgia	5/2/2007	Spotted Ratfish	2		SG-RF-2	2838-30	1	1/10/2008
1462	Strait of Georgia	5/2/2007	Spotted Ratfish	3		SG-RF-3	2838-31	1	1/10/2008
1462	Strait of Georgia	5/2/2007	Sea cucumber (6)	COMP	13	SG-SC-COMP	2838-32	1	1/10/2008
	Hood Canal	5/3/2007	English sole adult	1		HC-ES-1	2838-33	1	1/10/2008
	Hood Canal	5/3/2007	English sole adult	2		HC-ES-2	2838-34	1	1/10/2008
	Hood Canal	5/3/2007	English sole adult	3		HC-ES-3	2838-35	1	1/10/2008
	Hood Canal	5/3/2007	Rock sole	1		HC-RS-1	2838-36	1	1/10/2008
	Hood Canal	5/3/2007	Spotted Ratfish	1		HC-RF-1	2838-37	1	1/10/2008
	Hood Canal	5/3/2007	Spotted Ratfish	2		HC-RF-2	2838-38	1	1/10/2008
	Hood Canal	5/3/2007	Spotted Ratfish	3		HC-RF-3	2838-39	1	1/10/2008

Final Sample Selection List for Organics Analysis

Location Code	Location Site	Collection Date	Species	Rep	Site Total	Client Code	MSL Code	PCBs/ Lipids	PCB Shipped to Duxbury
	Hood Canal	5/3/2007	Shiner perch	1		HC-SP1	2838-40	1	1/7/2008
	Hood Canal	5/3/2007	Shiner perch	2		HC-SP2	2838-41	1	1/7/2008
	Hood Canal	5/3/2007	Graceful Crab	1		HC-GC-1	2838-43	1	1/7/2008
3382	Elliott Bay	5/16/2007	English sole adult			EB-ES-1/2	2838-45-46	1	1/10/2008
3382	Elliott Bay	5/16/2007	English sole adult	3		EB-ES-3	2838-47	1	1/10/2008
3382	Elliott Bay	5/16/2007	Spotted Ratfish	1		EB-RF-1	2838-48	1	1/10/2008
3382	Elliott Bay	5/16/2007	Spotted Ratfish	2		EB-RF-2	2838-49	1	1/10/2008
3382	Elliott Bay	5/16/2007	Spotted Ratfish	3	6	EB-RF-3	2838-50	1	1/10/2008
	Eagle Harbor	5/19/2007	English sole adult	2		EH-ES-2	2838-52	1	1/10/2008
	Eagle Harbor	5/19/2007	English sole adult	3		EH-ES-3	2838-53	1	1/10/2008
	Eagle Harbor	5/19/2007	English sole adult	4		EH-ES-4	2838-54	1	1/10/2008
	Eagle Harbor	5/19/2007	Spotted Ratfish	1		EH-RF-1	2838-55	1	1/10/2008
	Eagle Harbor	5/19/2007	Spotted Ratfish	2		EH-RF-2	2838-56	1	1/10/2008
	Eagle Harbor	5/19/2007	Spotted Ratfish	3	7	EH-RF-3	2838-57	1	1/10/2008
3388	Sinclair Inlet	5/17/2007	English sole adult	1		SI-ES-1	2838-58	1	1/7/2008
3388	Sinclair Inlet	5/17/2007	English sole adult	2		SI-ES-2	2838-59	1	1/7/2008
3388	Sinclair Inlet	5/17/2007	English sole adult	4		SI-ES-4	2838-61	1	1/7/2008
3388	Sinclair Inlet	5/17/2007	English sole adult	6		SI-ES-6	2838-63	1	1/7/2008
3388	Sinclair Inlet	5/17/2007	English sole adult	7		SI-ES-7	2838-64	1	1/7/2008
3388	Sinclair Inlet	5/17/2007	English sole adult	8		SI-ES-8	2838-65	1	1/7/2008
3388	Sinclair Inlet	5/17/2007	Rock sole			SI-RS-1/2	2838-67-68	1	1/7/2008
3388	Sinclair Inlet	5/17/2007	Rock sole	3		SI-RS-3	2838-69	1	1/7/2008
3388	Sinclair Inlet	5/17/2007	Rock sole	4		SI-RS-4	2838-70	1	1/7/2008
3388	Sinclair Inlet	5/17/2007	Sand sole	1		SI-SS-1	2838-71	1	1/7/2008
3388	Sinclair Inlet	5/17/2007	Sand sole	2		SI-SS-2	2838-72	1	1/7/2008
3388	Sinclair Inlet	5/17/2007	Sand sole	3		SI-SS-3	2838-73	1	1/7/2008
3388	Sinclair Inlet	5/17/2007	Staghorn sculpin			SI-SSc-1/2	2838-77-78	1	1/7/2008

Final Sample Selection List for Organics Analysis

Location Code	Location Site	Collection Date	Species	Rep	Site Total	Client Code	MSL Code	PCBs/Lipids	PCB Shipped to Duxbury
3388	Sinclair Inlet	5/17/2007	Staghorn sculpin			SI-SSc-3/5	2838-79-81	1	1/7/2008
3388	Sinclair Inlet	5/17/2007	Staghorn sculpin			SI-SSc-4/6	2838-80-82	1	1/7/2008
3388	Sinclair Inlet	5/17/2007	Spotted Ratfish	1		SI-RF-1	2838-83	1	1/10/2008
3388	Sinclair Inlet	5/17/2007	Spotted Ratfish	2		SI-RF-2	2838-84	1	1/10/2008
3388	Sinclair Inlet	5/17/2007	Shiner perch			SI-SP-4/5	2838-88-89	1	1/7/2008
3388	Sinclair Inlet	5/17/2007	Shiner perch			SI-SP-6/2	2838-90-86	1	1/7/2008
3388	Sinclair Inlet	5/17/2007	Shiner perch			SI-SP-7/3	2838-91-87	1	1/7/2008
3388	Sinclair Inlet	5/17/2007	Graceful Crab			SI-GC-2/6	2838-93-97	1	1/7/2008
3388	Sinclair Inlet	5/17/2007	Graceful Crab			SI-GC-3/4	2838-94-95	1	1/7/2008
3388	Sinclair Inlet	5/17/2007	Graceful Crab			SI-GC-7/1	2838-98-92	1	1/7/2008
3388	Sinclair Inlet	5/17/2007	Graceful Crab			SI-GC-5/8	2838-96-99	1	1/7/2008
3388	Sinclair Inlet	5/17/2007	Sea cucumber (6)	COMP	43	SI-SC-COMP	2838-100	1	1/10/2008
1481	Port Gardner	5/29/2007	English sole adult	1		PG-ES-1	2838-101	1	1/10/2008
1481	Port Gardner	5/29/2007	English sole adult	2		PG-ES-2	2838-102	1	1/10/2008
1481	Port Gardner	5/29/2007	English sole adult	3	3	PG-ES-3	2838-103	1	1/10/2008
3322	Nisqually	5/30/2007	English sole adult	1		NIS-ES-1	2838-104	1	1/10/2008
3322	Nisqually	5/30/2007	English sole adult	2		NIS-ES-2	2838-105	1	1/10/2008
3322	Nisqually	5/30/2007	English sole adult	3		NIS-ES-3	2838-106	1	1/10/2008
3322	Nisqually	5/30/2007	Spotted Ratfish	1		NIS-RF-1	2838-107	1	1/10/2008
3322	Nisqually	5/30/2007	Spotted Ratfish	2		NIS-RF-2	2838-108	1	1/10/2008
3322	Nisqually	5/30/2007	Spotted Ratfish	3	6	NIS-RF-3	2838-109	1	1/10/2008
3310	Commencement Ba	5/31/2007	English sole adult	1		CB-ES-1	2838-110	1	1/10/2008
3310	Commencement Ba	5/31/2007	English sole adult	2		CB-ES-2	2838-111	1	1/10/2008
3310	Commencement Ba	5/31/2007	English sole adult	3		CB-ES-3	2838-112	1	1/10/2008
3310	Commencement Ba	5/31/2007	Spotted Ratfish	1		CB-RF-1	2838-113	1	1/10/2008
3310	Commencement Ba	5/31/2007	Spotted Ratfish	2		CB-RF-2	2838-114	1	1/10/2008
3310	Commencement Ba	5/31/2007	Spotted Ratfish	3	6	CB-RF-3	2838-115	1	1/10/2008

Final Sample Selection List for Organics Analysis

Location Code	Location Site	Collection Date	Species	Rep	Site Total	Client Code	MSL Code	PCBs/ Lipids	PCB Shipped to Duxbury
3277	Duwamish	5/18/2007	English sole adult	1		DU-ES-1	2838-116	1	1/10/2008
3277	Duwamish	5/18/2007	English sole adult	2		DU-ES-2	2838-117	1	1/10/2008
3277	Duwamish	5/18/2007	English sole adult	3		DU-ES-3	2838-118	1	1/10/2008
	ADUW-DOG01		embryo mass (g)	1	Dogfish 1	DF-EM-1	2838-126	1	1/21/2008
	ADUW-DOG01		liver (g)	1	Dogfish 1	DF-LV-1	2838-132	1	1/21/2008
	ADUW-DOG01		digestive tract - All	1	Dogfish 1	DF-DIG-1	2838-138	1	1/21/2008
	ADUW-DOG01		Section Weighted-Composite	1	Dogfish 1	DF-SWC-1	2838-174	1	1/21/2008
	ADUW-DOG01		Whole Body Weighted-Composite	1	Dogfish 1	DF-WBWC-1	2838-177	1	1/21/2008
	ADUW-DOG02		embryo mass (g)	2	Dogfish 2	DF-EM-2	2838-127	1	1/21/2008
	ADUW-DOG02		liver (g)	2	Dogfish 2	DF-LV-2	2838-133	1	1/21/2008
	ADUW-DOG02		digestive tract - All	2	Dogfish 2	DF-DIG-2	2838-139	1	1/21/2008
	ADUW-DOG02		Section Weighted-Composite	2	Dogfish 2	DF-SWC-2	2838-175	1	1/21/2008
	ADUW-DOG02		Whole Body Weighted-Composite	2	Dogfish 2	DF-WBWC-2	2838-178	1	1/21/2008
	ADUW-DOG03		Whole Body Weighted-Composite	3	Dogfish 3	DF-WBWC-3	2838-179	1	1/21/2008
	ADUW-DOG04		embryo mass (g)	4	Dogfish 4	DF-EM-4	2838-129	1	1/21/2008
	ADUW-DOG04		liver (g)	4	Dogfish 4	DF-LV-4	2838-135	1	1/21/2008
	ADUW-DOG04		digestive tract - All	4	Dogfish 4	DF-DIG-4	2838-141	1	1/21/2008
	ADUW-DOG04		Section Weighted-Composite	4	Dogfish 4	DF-SWC-4	2838-183	1	1/21/2008
	ADUW-DOG04		Whole Body Weighted-Composite	4	Dogfish 4	DF-WBWC-4	2838-180	1	1/21/2008
	ADUW-DOG05		Whole Body Weighted-Composite	5	Dogfish 5	DF-WBWC-5	2838-181	1	1/21/2008
	ADUW-DOG06		embryo mass (g)	6	Dogfish 6	DF-EM-6	2838-131	1	1/21/2008
	ADUW-DOG06		liver (g)	6	Dogfish 6	DF-LV-6	2838-137	1	1/21/2008
	ADUW-DOG06		digestive tract - All	6	Dogfish 6	DF-DIG-6	2838-143	1	1/21/2008
	ADUW-DOG06		Section Weighted-Composite	3	Dogfish 6	DF-SWC-6	2838-176	1	1/21/2008
	ADUW-DOG06		Whole Body Weighted-Composite	6	Dogfish 6	DF-WBWC-6	2838-182	1	1/21/2008

Final Sample Selection List for Stable Isotope Analysis

Location Code	Location Site	Collection Date	Species	Rep	Total Org	Client Code	MSL Code	Isotopes
1762	Vendovi	5/1/2007	English sole adult	1		V-ES-1	2838-1	1
1762	Vendovi	5/1/2007	English sole adult	2		V-ES-2	2838-2	1
1762	Vendovi	5/1/2007	English sole adult	3		V-ES-3	2838-3	1
1762	Vendovi	5/1/2007	English sole adult	4		V-ES-4	2838-4	1
1762	Vendovi	5/1/2007	English sole adult	5		V-ES-5	2838-5	1
1762	Vendovi	5/1/2007	English sole adult	6		V-ES-6	2838-6	1
1762	Vendovi	5/1/2007	English sole adult	7		V-ES-7	2838-7	1
1762	Vendovi	5/1/2007	English sole adult	8		V-ES-8	2838-8	1
1762	Vendovi	5/1/2007	English sole adult	9		V-ES-9	2838-9	1
1762	Vendovi	5/1/2007	Rock sole	1		V-RS-1	2838-10	1
1762	Vendovi	5/1/2007	Rock sole	2		V-RS-2	2838-11	1
1762	Vendovi	5/1/2007	Rock sole	3		V-RS-3	2838-12	1
1762	Vendovi	5/1/2007	Staghorn sculpin	1		V-SSc-1	2838-13	1
1762	Vendovi	5/1/2007	Staghorn sculpin	2		V-SSc-2	2838-14	1
1762	Vendovi	5/1/2007	Staghorn sculpin	3		V-SSc-3	2838-15	1
1762	Vendovi	5/1/2007	Shiner perch	1		V-SP-1	2838-16	1
1762	Vendovi	5/1/2007	Shiner perch	2		V-SP-2	2838-17	1
1762	Vendovi	5/1/2007	Shiner perch	3		V-SP-3	2838-18	1
1762	Vendovi	5/1/2007	Sea cucumber (3)	COMP	19	V-SC-COMP	2838-19	1
1462	Strait of Georgia	5/2/2007	English sole adult	1		SG-ES-1	2838-20	1
1462	Strait of Georgia	5/2/2007	English sole adult	2		SG-ES-2	2838-21	1
1462	Strait of Georgia	5/2/2007	English sole adult	3		SG-ES-3	2838-22	1
1462	Strait of Georgia	5/2/2007	English sole adult	4		SG-ES-4	2838-23	1
1462	Strait of Georgia	5/2/2007	English sole adult	5		SG-ES-5	2838-24	1
1462	Strait of Georgia	5/2/2007	English sole adult	6		SG-ES-6	2838-25	1
1462	Strait of Georgia	5/2/2007	English sole adult	7		SG-ES-7	2838-26	1
1462	Strait of Georgia	5/2/2007	English sole adult	8		SG-ES-8	2838-27	1
1462	Strait of Georgia	5/2/2007	English sole adult	9		SG-ES-9	2838-28	1
1462	Strait of Georgia	5/2/2007	Spotted Ratfish	1		SG-RF-1	2838-29	1
1462	Strait of Georgia	5/2/2007	Spotted Ratfish	2		SG-RF-2	2838-30	1
1462	Strait of Georgia	5/2/2007	Spotted Ratfish	3		SG-RF-3	2838-31	1
1462	Strait of Georgia	5/2/2007	Sea cucumber (6)	COMP	13	SG-SC-COMP	2838-32	1
	Hood Canal	5/3/2007	English sole adult	1		HC-ES-1	2838-33	1
	Hood Canal	5/3/2007	English sole adult	2		HC-ES-2	2838-34	1

Final Sample Selection List for Stable Isotope Analysis

Location Code	Location Site	Collection Date	Species	Rep	Total Org	Client Code	MSL Code	Isotopes
	Hood Canal	5/3/2007	English sole adult	3		HC-ES-3	2838-35	1
	Hood Canal	5/3/2007	Rock sole	1		HC-RS-1	2838-36	1
	Hood Canal	5/3/2007	Spotted Ratfish	1		HC-RF-1	2838-37	1
	Hood Canal	5/3/2007	Spotted Ratfish	2		HC-RF-2	2838-38	1
	Hood Canal	5/3/2007	Spotted Ratfish	3		HC-RF-3	2838-39	1
	Hood Canal	5/3/2007	Shiner perch	1		HC-SP1	2838-40	1
	Hood Canal	5/3/2007	Shiner perch	2		HC-SP2	2838-41	1
	Hood Canal	5/3/2007	Shiner perch	3		HC-SP3	2838-42	1
	Hood Canal	5/3/2007	Graceful Crab	1		HC-GC-1	2838-43	1
	Hood Canal	5/3/2007	Graceful Crab	2	12	HC-GC-2	2838-44	1
3382	Elliott Bay	5/16/2007	English sole adult	1		EB-ES-1	2838-45	1
3382	Elliott Bay	5/16/2007	English sole adult	2		EB-ES-2	2838-46	1
3382	Elliott Bay	5/16/2007	English sole adult	3		EB-ES-3	2838-47	1
3382	Elliott Bay	5/16/2007	Spotted Ratfish	1		EB-RF-1	2838-48	1
3382	Elliott Bay	5/16/2007	Spotted Ratfish	2		EB-RF-2	2838-49	1
3382	Elliott Bay	5/16/2007	Spotted Ratfish	3	6	EB-RF-3	2838-50	1
	Eagle Harbor	5/19/2007	English sole adult	1		EH-ES-1	2838-51	1
	Eagle Harbor	5/19/2007	English sole adult	2		EH-ES-2	2838-52	1
	Eagle Harbor	5/19/2007	English sole adult	3		EH-ES-3	2838-53	1
	Eagle Harbor	5/19/2007	English sole adult	4		EH-ES-4	2838-54	1
	Eagle Harbor	5/19/2007	Spotted Ratfish	1		EH-RF-1	2838-55	1
	Eagle Harbor	5/19/2007	Spotted Ratfish	2		EH-RF-2	2838-56	1
	Eagle Harbor	5/19/2007	Spotted Ratfish	3	7	EH-RF-3	2838-57	1
3388	Sinclair Inlet	5/17/2007	English sole adult	1		SI-ES-1	2838-58	1
3388	Sinclair Inlet	5/17/2007	English sole adult	2		SI-ES-2	2838-59	1
3388	Sinclair Inlet	5/17/2007	English sole adult	3		SI-ES-3	2838-60	1
3388	Sinclair Inlet	5/17/2007	English sole adult	4		SI-ES-4	2838-61	1
3388	Sinclair Inlet	5/17/2007	English sole adult	5		SI-ES-5	2838-62	1
3388	Sinclair Inlet	5/17/2007	English sole adult	6		SI-ES-6	2838-63	1
3388	Sinclair Inlet	5/17/2007	English sole adult	7		SI-ES-7	2838-64	1
3388	Sinclair Inlet	5/17/2007	English sole adult	8		SI-ES-8	2838-65	1
3388	Sinclair Inlet	5/17/2007	English sole adult	9		SI-ES-9	2838-66	1
3388	Sinclair Inlet	5/17/2007	Rock sole	1	2	SI-RS-1	2838-67-68	1
3388	Sinclair Inlet	5/17/2007	Rock sole	3		SI-RS-3	2838-69	1

Final Sample Selection List for Stable Isotope Analysis

Location Code	Location Site	Collection Date	Species	Rep	Total Org	Client Code	MSL Code	Isotopes
3388	Sinclair Inlet	5/17/2007	Rock sole	4		SI-RS-4	2838-70	1
3388	Sinclair Inlet	5/17/2007	Sand sole	1		SI-SS-1	2838-71	1
3388	Sinclair Inlet	5/17/2007	Sand sole	2		SI-SS-2	2838-72	1
3388	Sinclair Inlet	5/17/2007	Sand sole	3		SI-SS-3	2838-73	1
3388	Sinclair Inlet	5/17/2007	Sand sole	4		SI-SS-4	2838-74	1
3388	Sinclair Inlet	5/17/2007	Sand sole	5		SI-SS-5	2838-75	1
3388	Sinclair Inlet	5/17/2007	Sand sole	6		SI-SS-6	2838-76	1
3388	Sinclair Inlet	5/17/2007	Staghorn sculpin	1		SI-SSc-1	2838-77	1
3388	Sinclair Inlet	5/17/2007	Staghorn sculpin	2		SI-SSc-2	2838-78	1
3388	Sinclair Inlet	5/17/2007	Staghorn sculpin	3		SI-SSc-3	2838-79	1
3388	Sinclair Inlet	5/17/2007	Staghorn sculpin	5		SI-SSc-5	2838-81	1
3388	Sinclair Inlet	5/17/2007	Staghorn sculpin	4		SI-SSc-4	2838-80	1
3388	Sinclair Inlet	5/17/2007	Staghorn sculpin	6		SI-SSc-6	2838-82	1
3388	Sinclair Inlet	5/17/2007	Spotted Ratfish	1		SI-RF-1	2838-83	1
3388	Sinclair Inlet	5/17/2007	Spotted Ratfish	2		SI-RF-2	2838-84	1
3388	Sinclair Inlet	5/17/2007	Shiner perch	4		SI-SP-4	2838-88	1
3388	Sinclair Inlet	5/17/2007	Shiner perch	5		SI-SP-5	2838-89	1
3388	Sinclair Inlet	5/17/2007	Shiner perch	6		SI-SP-6	2838-90	1
3388	Sinclair Inlet	5/17/2007	Shiner perch	7		SI-SP-7	2838-91	1
3388	Sinclair Inlet	5/17/2007	Shiner perch	3		SI-SP-3	2838-87	1
3388	Sinclair Inlet	5/17/2007	Graceful Crab	2		SI-GC-2	2838-93	1
3388	Sinclair Inlet	5/17/2007	Graceful Crab	6		SI-GC-6	2838-97	1
3388	Sinclair Inlet	5/17/2007	Graceful Crab	3		SI-GC-3	2838-94	1
3388	Sinclair Inlet	5/17/2007	Graceful Crab	4		SI-GC-4	2838-95	1
3388	Sinclair Inlet	5/17/2007	Graceful Crab	7		SI-GC-7	2838-98	1
3388	Sinclair Inlet	5/17/2007	Graceful Crab	1		SI-GC-1	2838-92	1
3388	Sinclair Inlet	5/17/2007	Graceful Crab	5		SI-GC-5	2838-96	1
3388	Sinclair Inlet	5/17/2007	Graceful Crab	8		SI-GC-8	2838-99	1
3388	Sinclair Inlet	5/17/2007	Sea cucumber (6)	COMP	43	SI-SC-COMP	2838-100	1
1481	Port Gardner	5/29/2007	English sole adult	1		PG-ES-1	2838-101	1
1481	Port Gardner	5/29/2007	English sole adult	2		PG-ES-2	2838-102	1
1481	Port Gardner	5/29/2007	English sole adult	3	3	PG-ES-3	2838-103	1
3322	Nisqually	5/30/2007	English sole adult	1		NIS-ES-1	2838-104	1
3322	Nisqually	5/30/2007	English sole adult	2		NIS-ES-2	2838-105	1

Final Sample Selection List for Stable Isotope Analysis

Location Code	Location Site	Collection Date	Species	Rep	Total Org	Client Code	MSL Code	Isotopes
3322	Nisqually	5/30/2007	English sole adult	3		NIS-ES-3	2838-106	1
3322	Nisqually	5/30/2007	Spotted Ratfish	1		NIS-RF-1	2838-107	1
3322	Nisqually	5/30/2007	Spotted Ratfish	2		NIS-RF-2	2838-108	1
3322	Nisqually	5/30/2007	Spotted Ratfish	3	6	NIS-RF-3	2838-109	1
3310	Commencement Bay	5/31/2007	English sole adult	1		CB-ES-1	2838-110	1
3310	Commencement Bay	5/31/2007	English sole adult	2		CB-ES-2	2838-111	1
3310	Commencement Bay	5/31/2007	English sole adult	3		CB-ES-3	2838-112	1
3310	Commencement Bay	5/31/2007	Spotted Ratfish	1		CB-RF-1	2838-113	1
3310	Commencement Bay	5/31/2007	Spotted Ratfish	2		CB-RF-2	2838-114	1
3310	Commencement Bay	5/31/2007	Spotted Ratfish	3	6	CB-RF-3	2838-115	1
3277	Duwamish	5/18/2007	English sole adult	1		DU-ES-1	2838-116	1
3277	Duwamish	5/18/2007	English sole adult	2		DU-ES-2	2838-117	1
3277	Duwamish	5/18/2007	English sole adult	3		DU-ES-3	2838-118	1
3277	Duwamish	5/18/2007	English sole adult	4	4	DU-ES-4	2838-119	1
	ADUW-DOG01		Section Weighted-Composite	1	Dogfish 1	DF-SWC-1	2838-174	1
	ADUW-DOG02		Section Weighted-Composite	2	Dogfish 2	DF-SWC-2	2838-175	1
	ADUW-DOG06		Section Weighted-Composite	3	Dogfish 6	DF-SWC-6	2838-176	1
	ADUW-DOG01		Whole Body Weighted-Composite	1	Dogfish 1	DF-WBWC-1	2838-177	1
	ADUW-DOG02		Whole Body Weighted-Composite	2	Dogfish 2	DF-WBWC-2	2838-178	1
	ADUW-DOG03		Whole Body Weighted-Composite	3	Dogfish 3	DF-WBWC-3	2838-179	1
	ADUW-DOG04		Whole Body Weighted-Composite	4	Dogfish 4	DF-WBWC-4	2838-180	1
	ADUW-DOG05		Whole Body Weighted-Composite	5	Dogfish 5	DF-WBWC-5	2838-181	1
	ADUW-DOG06		Whole Body Weighted-Composite	6	Dogfish 6	DF-WBWC-6	2838-182	1
	ADUW-DOG04		Section Weighted-Composite	4	Dogfish 4	DF-SWC-4	2838-183	1
	Sequim Bay		eelgrass shoots	5			2838-184	1

SAMPLE LOGIN
(SOP# MSL-A-001)

Project Manager: Brandenberger
Date Received: May, June, Sept. 2007
Batch: Multiple

PROJEC 2008 ENVVEST Biota

(Samples were collected/stored in freezer until processing Jan 2008)

SPONSOR CODE	Site Description	BATTELLE CODE	MATRIX	STORAGE LOCATION	PARAMETERS REQUESTED*	COLLECTION DATE	INITIALS	Species/section
V-ES-1	Vendovi	2838-1	Tissue	Walk-in Freezer	Isotopes, PCBs, Lipids, Metals	5/1/2007	CS	English sole adult
V-ES-2	Vendovi	2838-2	Tissue	Walk-in Freezer	Isotopes, PCBs, Lipids, Metals	5/1/2007	CS	English sole adult
V-ES-3	Vendovi	2838-3	Tissue	Walk-in Freezer	Isotopes, PCBs, Lipids, Metals	5/1/2007	CS	English sole adult
V-ES-4	Vendovi	2838-4	Tissue	Walk-in Freezer	Isotopes, PCBs, Lipids, Metals	5/1/2007	CS	English sole adult
V-ES-5	Vendovi	2838-5	Tissue	Walk-in Freezer	Isotopes, PCBs, Lipids, Metals	5/1/2007	CS	English sole adult
V-ES-6	Vendovi	2838-6	Tissue	Walk-in Freezer	Isotopes, PCBs, Lipids, Metals	5/1/2007	CS	English sole adult
V-ES-7	Vendovi	2838-7	Tissue	Walk-in Freezer	Isotopes, PCBs, Lipids, Metals	5/1/2007	CS	English sole adult
V-ES-8	Vendovi	2838-8	Tissue	Walk-in Freezer	Isotopes, PCBs, Lipids, Metals	5/1/2007	CS	English sole adult
V-ES-9	Vendovi	2838-9	Tissue	Walk-in Freezer	Isotopes, PCBs, Lipids, Metals	5/1/2007	CS	English sole adult
V-RS-1	Vendovi	2838-10	Tissue	Walk-in Freezer	Isotopes, PCBs, Lipids, Metals	5/1/2007	CS	Rock sole
V-RS-2	Vendovi	2838-11	Tissue	Walk-in Freezer	Isotopes, PCBs, Lipids, Metals	5/1/2007	CS	Rock sole
V-RS-3	Vendovi	2838-12	Tissue	Walk-in Freezer	Isotopes, PCBs, Lipids, Metals	5/1/2007	CS	Rock sole
V-SSc-1	Vendovi	2838-13	Tissue	Walk-in Freezer	Isotopes, PCBs, Lipids, Metals	5/1/2007	CS	Staghorn sculpin
V-SSc-2	Vendovi	2838-14	Tissue	Walk-in Freezer	Isotopes, PCBs, Lipids, Metals	5/1/2007	CS	Staghorn sculpin
V-SSc-3	Vendovi	2838-15	Tissue	Walk-in Freezer	Isotopes, PCBs, Lipids, Metals	5/1/2007	CS	Staghorn sculpin
V-SP-1	Vendovi	2838-16	Tissue	Walk-in Freezer	Isotopes, PCBs, Lipids, Metals	5/1/2007	CS	Shiner perch
V-SP-2	Vendovi	2838-17	Tissue	Walk-in Freezer	Isotopes, PCBs, Lipids, Metals	5/1/2007	CS	Shiner perch
V-SP-3	Vendovi	2838-18	Tissue	Walk-in Freezer	Isotopes, PCBs, Lipids, Metals	5/1/2007	CS	Shiner perch
V-SC-COMP	Vendovi	2838-19	Tissue	Walk-in Freezer	Isotopes, PCBs, Lipids, Metals	5/1/2007	CS	Sea cucumber (3)
SG-ES-1	Strait of Georgia	2838-20	Tissue	Walk-in Freezer	Isotopes, PCBs, Lipids, Metals	5/2/2007	CS	English sole adult
SG-ES-2	Strait of Georgia	2838-21	Tissue	Walk-in Freezer	Isotopes, PCBs, Lipids, Metals	5/2/2007	CS	English sole adult
SG-ES-3	Strait of Georgia	2838-22	Tissue	Walk-in Freezer	Isotopes, PCBs, Lipids, Metals	5/2/2007	CS	English sole adult
SG-ES-4	Strait of Georgia	2838-23	Tissue	Walk-in Freezer	Isotopes, PCBs, Lipids, Metals	5/2/2007	CS	English sole adult
SG-ES-5	Strait of Georgia	2838-24	Tissue	Walk-in Freezer	Isotopes, PCBs, Lipids, Metals	5/2/2007	CS	English sole adult
SG-ES-6	Strait of Georgia	2838-25	Tissue	Walk-in Freezer	Isotopes, PCBs, Lipids, Metals	5/2/2007	CS	English sole adult
SG-ES-7	Strait of Georgia	2838-26	Tissue	Walk-in Freezer	Isotopes, PCBs, Lipids, Metals	5/2/2007	CS	English sole adult
SG-ES-8	Strait of Georgia	2838-27	Tissue	Walk-in Freezer	Isotopes, PCBs, Lipids, Metals	5/2/2007	CS	English sole adult
SG-ES-9	Strait of Georgia	2838-28	Tissue	Walk-in Freezer	Isotopes, PCBs, Lipids, Metals	5/2/2007	CS	English sole adult

cc: Project Manager/Central File
Login File

SAMPLE LOGIN
(SOP# MSL-A-001)

Project Manager: Brandenberger
Date Received: May, June, Sept. 2007
Batch: Multiple

PROJEC 2008 ENVVEST Biota

(Samples were collected/stored in freezer until processing Jan 2008)

SPONSOR CODE	Site Description	BATTELLE CODE	MATRIX	STORAGE LOCATION	PARAMETERS REQUESTED*	COLLECTION DATE	INITIALS	Species/section
SG-RF-1	Strait of Georgia	2838-29	Tissue	Walk-in Freezer	Isotopes, PCBs, Lipids, Metals	5/2/2007	CS	Spotted Ratfish
SG-RF-2	Strait of Georgia	2838-30	Tissue	Walk-in Freezer	Isotopes, PCBs, Lipids, Metals	5/2/2007	CS	Spotted Ratfish
SG-RF-3	Strait of Georgia	2838-31	Tissue	Walk-in Freezer	Isotopes, PCBs, Lipids, Metals	5/2/2007	CS	Spotted Ratfish
SG-SC-COMP	Strait of Georgia	2838-32	Tissue	Walk-in Freezer	Isotopes, PCBs, Lipids, Metals	5/2/2007	CS	Sea cucumber (6)
HC-ES-1	Hood Canal	2838-33	Tissue	Walk-in Freezer	Isotopes, PCBs, Lipids, Metals	5/3/2007	CS	English sole adult
HC-ES-2	Hood Canal	2838-34	Tissue	Walk-in Freezer	Isotopes, PCBs, Lipids, Metals	5/3/2007	CS	English sole adult
HC-ES-3	Hood Canal	2838-35	Tissue	Walk-in Freezer	Isotopes, PCBs, Lipids, Metals	5/3/2007	CS	English sole adult
HC-RS-1	Hood Canal	2838-36	Tissue	Walk-in Freezer	Isotopes, PCBs, Lipids, Metals	5/3/2007	CS	Rock sole
HC-RF-1	Hood Canal	2838-37	Tissue	Walk-in Freezer	Isotopes, PCBs, Lipids, Metals	5/3/2007	CS	Spotted Ratfish
HC-RF-2	Hood Canal	2838-38	Tissue	Walk-in Freezer	Isotopes, PCBs, Lipids, Metals	5/3/2007	CS	Spotted Ratfish
HC-RF-3	Hood Canal	2838-39	Tissue	Walk-in Freezer	Isotopes, PCBs, Lipids, Metals	5/3/2007	CS	Spotted Ratfish
HC-SP1	Hood Canal	2838-40	Tissue	Walk-in Freezer	Isotopes, PCBs, Lipids, Metals	5/3/2007	CS	Shiner perch
HC-SP2	Hood Canal	2838-41	Tissue	Walk-in Freezer	Isotopes, PCBs, Lipids, Metals	5/3/2007	CS	Shiner perch
HC-SP3	Hood Canal	2838-42	Tissue	Walk-in Freezer	Isotopes, PCBs, Lipids, Metals	5/3/2007	CS	Shiner perch
HC-GC-1	Hood Canal	2838-43	Tissue	Walk-in Freezer	Isotopes, PCBs, Lipids, Metals	5/3/2007	CS	Graceful Crab
HC-GC-2	Hood Canal	2838-44	Tissue	Walk-in Freezer	Isotopes, PCBs, Lipids, Metals	5/3/2007	CS	Graceful Crab
EB-ES-1	Elliott Bay	2838-45	Tissue	Walk-in Freezer	Isotopes, PCBs, Lipids, Metals	5/16/2007	CS	English sole adult
EB-ES-2	Elliott Bay	2838-46	Tissue	Walk-in Freezer	Isotopes, PCBs, Lipids, Metals	5/16/2007	CS	English sole adult
EB-ES-3	Elliott Bay	2838-47	Tissue	Walk-in Freezer	Isotopes, PCBs, Lipids, Metals	5/16/2007	CS	English sole adult
EB-RF-1	Elliott Bay	2838-48	Tissue	Walk-in Freezer	Isotopes, PCBs, Lipids, Metals	5/16/2007	CS	Spotted Ratfish
EB-RF-2	Elliott Bay	2838-49	Tissue	Walk-in Freezer	Isotopes, PCBs, Lipids, Metals	5/16/2007	CS	Spotted Ratfish
EB-RF-3	Elliott Bay	2838-50	Tissue	Walk-in Freezer	Isotopes, PCBs, Lipids, Metals	5/16/2007	CS	Spotted Ratfish
EH-ES-1	Eagle Harbor	2838-51	Tissue	Walk-in Freezer	Isotopes, PCBs, Lipids, Metals	5/19/2007	CS	English sole adult
EH-ES-2	Eagle Harbor	2838-52	Tissue	Walk-in Freezer	Isotopes, PCBs, Lipids, Metals	5/19/2007	CS	English sole adult
EH-ES-3	Eagle Harbor	2838-53	Tissue	Walk-in Freezer	Isotopes, PCBs, Lipids, Metals	5/19/2007	CS	English sole adult
EH-ES-4	Eagle Harbor	2838-54	Tissue	Walk-in Freezer	Isotopes, PCBs, Lipids, Metals	5/19/2007	CS	English sole adult
EH-RF-1	Eagle Harbor	2838-55	Tissue	Walk-in Freezer	Isotopes, PCBs, Lipids, Metals	5/19/2007	CS	Spotted Ratfish
EH-RF-2	Eagle Harbor	2838-56	Tissue	Walk-in Freezer	Isotopes, PCBs, Lipids, Metals	5/19/2007	CS	Spotted Ratfish

cc: Project Manager/Central File
Login File

SAMPLE LOGIN
(SOP# MSL-A-001)

Project Manager: Brandenberger
Date Received: May, June, Sept. 2007
Batch: Multiple

PROJEC 2008 ENVVEST Biota

(Samples were collected/stored in freezer until processing Jan 2008)

SPONSOR CODE	Site Description	BATTELLE CODE	MATRIX	STORAGE LOCATION	PARAMETERS REQUESTED*	COLLECTION DATE	INITIALS	Species/section
EH-RF-3	Eagle Harbor	2838-57	Tissue	Walk-in Freezer	Isotopes, PCBs, Lipids, Metals	5/19/2007	CS	Spotted Ratfish
SI-ES-1	Sinclair Inlet	2838-58	Tissue	Walk-in Freezer	Isotopes, PCBs, Lipids, Metals	5/17/2007	CS	English sole adult
SI-ES-2	Sinclair Inlet	2838-59	Tissue	Walk-in Freezer	Isotopes, PCBs, Lipids, Metals	5/17/2007	CS	English sole adult
SI-ES-3	Sinclair Inlet	2838-60	Tissue	Walk-in Freezer	Isotopes, PCBs, Lipids, Metals	5/17/2007	CS	English sole adult
SI-ES-4	Sinclair Inlet	2838-61	Tissue	Walk-in Freezer	Isotopes, PCBs, Lipids, Metals	5/17/2007	CS	English sole adult
SI-ES-5	Sinclair Inlet	2838-62	Tissue	Walk-in Freezer	Isotopes, PCBs, Lipids, Metals	5/17/2007	CS	English sole adult
SI-ES-6	Sinclair Inlet	2838-63	Tissue	Walk-in Freezer	Isotopes, PCBs, Lipids, Metals	5/17/2007	CS	English sole adult
SI-ES-7	Sinclair Inlet	2838-64	Tissue	Walk-in Freezer	Isotopes, PCBs, Lipids, Metals	5/17/2007	CS	English sole adult
SI-ES-8	Sinclair Inlet	2838-65	Tissue	Walk-in Freezer	Isotopes, PCBs, Lipids, Metals	5/17/2007	CS	English sole adult
SI-ES-9	Sinclair Inlet	2838-66	Tissue	Walk-in Freezer	Isotopes, PCBs, Lipids, Metals	5/17/2007	CS	English sole adult
SI-RS-1	Sinclair Inlet	2838-67	Tissue	Walk-in Freezer	Isotopes, PCBs, Lipids, Metals	5/17/2007	CS	Rock sole
SI-RS-2	Sinclair Inlet	2838-68	Tissue	Walk-in Freezer	Isotopes, PCBs, Lipids, Metals	5/17/2007	CS	Rock sole
SI-RS-3	Sinclair Inlet	2838-69	Tissue	Walk-in Freezer	Isotopes, PCBs, Lipids, Metals	5/17/2007	CS	Rock sole
SI-RS-4	Sinclair Inlet	2838-70	Tissue	Walk-in Freezer	Isotopes, PCBs, Lipids, Metals	5/17/2007	CS	Rock sole
SI-SS-1	Sinclair Inlet	2838-71	Tissue	Walk-in Freezer	Isotopes, PCBs, Lipids, Metals	5/17/2007	CS	Sand sole
SI-SS-2	Sinclair Inlet	2838-72	Tissue	Walk-in Freezer	Isotopes, PCBs, Lipids, Metals	5/17/2007	CS	Sand sole
SI-SS-3	Sinclair Inlet	2838-73	Tissue	Walk-in Freezer	Isotopes, PCBs, Lipids, Metals	5/17/2007	CS	Sand sole
SI-SS-4	Sinclair Inlet	2838-74	Tissue	Walk-in Freezer	Isotopes, PCBs, Lipids, Metals	5/17/2007	CS	Sand sole
SI-SS-5	Sinclair Inlet	2838-75	Tissue	Walk-in Freezer	Isotopes, PCBs, Lipids, Metals	5/17/2007	CS	Sand sole
SI-SS-6	Sinclair Inlet	2838-76	Tissue	Walk-in Freezer	Isotopes, PCBs, Lipids, Metals	5/17/2007	CS	Sand sole
SI-SSc-1	Sinclair Inlet	2838-77	Tissue	Walk-in Freezer	Isotopes, PCBs, Lipids, Metals	5/17/2007	CS	Staghorn sculpin
SI-SSc-2	Sinclair Inlet	2838-78	Tissue	Walk-in Freezer	Isotopes, PCBs, Lipids, Metals	5/17/2007	CS	Staghorn sculpin
SI-SSc-3	Sinclair Inlet	2838-79	Tissue	Walk-in Freezer	Isotopes, PCBs, Lipids, Metals	5/17/2007	CS	Staghorn sculpin
SI-SSc-5	Sinclair Inlet	2838-81	Tissue	Walk-in Freezer	Isotopes, PCBs, Lipids, Metals	5/17/2007	CS	Staghorn sculpin
SI-SSc-4	Sinclair Inlet	2838-80	Tissue	Walk-in Freezer	Isotopes, PCBs, Lipids, Metals	5/17/2007	CS	Staghorn sculpin
SI-SSc-6	Sinclair Inlet	2838-82	Tissue	Walk-in Freezer	Isotopes, PCBs, Lipids, Metals	5/17/2007	CS	Staghorn sculpin
SI-RF-1	Sinclair Inlet	2838-83	Tissue	Walk-in Freezer	Isotopes, PCBs, Lipids, Metals	5/17/2007	CS	Spotted Ratfish
SI-RF-2	Sinclair Inlet	2838-84	Tissue	Walk-in Freezer	Isotopes, PCBs, Lipids, Metals	5/17/2007	CS	Spotted Ratfish

cc: Project Manager/Central File
Login File

SAMPLE LOGIN
(SOP# MSL-A-001)

Project Manager: Brandenberger
Date Received: May, June, Sept. 2007
Batch: Multiple

PROJEC 2008 ENVVEST Biota

(Samples were collected/stored in freezer until processing Jan 2008)

SPONSOR CODE	Site Description	BATTELLE CODE	MATRIX	STORAGE LOCATION	PARAMETERS REQUESTED*	COLLECTION DATE	INITIALS	Species/section
SI-SP-1	Sinclair Inlet	2838-85	Tissue	Walk-in Freezer	Isotopes, PCBs, Lipids, Metals	5/17/2007	CS	Shiner perch
SI-SP-4	Sinclair Inlet	2838-88	Tissue	Walk-in Freezer	Isotopes, PCBs, Lipids, Metals	5/17/2007	CS	Shiner perch
SI-SP-5	Sinclair Inlet	2838-89	Tissue	Walk-in Freezer	Isotopes, PCBs, Lipids, Metals	5/17/2007	CS	Shiner perch
SI-SP-6	Sinclair Inlet	2838-90	Tissue	Walk-in Freezer	Isotopes, PCBs, Lipids, Metals	5/17/2007	CS	Shiner perch
SI-SP-2	Sinclair Inlet	2838-86	Tissue	Walk-in Freezer	Isotopes, PCBs, Lipids, Metals	5/17/2007	CS	Shiner perch
SI-SP-7	Sinclair Inlet	2838-91	Tissue	Walk-in Freezer	Isotopes, PCBs, Lipids, Metals	5/17/2007	CS	Shiner perch
SI-SP-3	Sinclair Inlet	2838-87	Tissue	Walk-in Freezer	Isotopes, PCBs, Lipids, Metals	5/17/2007	CS	Shiner perch
SI-GC-2	Sinclair Inlet	2838-93	Tissue	Walk-in Freezer	Isotopes, PCBs, Lipids, Metals	5/17/2007	CS	Graceful Crab
SI-GC-6	Sinclair Inlet	2838-97	Tissue	Walk-in Freezer	Isotopes, PCBs, Lipids, Metals	5/17/2007	CS	Graceful Crab
SI-GC-3	Sinclair Inlet	2838-94	Tissue	Walk-in Freezer	Isotopes, PCBs, Lipids, Metals	5/17/2007	CS	Graceful Crab
SI-GC-4	Sinclair Inlet	2838-95	Tissue	Walk-in Freezer	Isotopes, PCBs, Lipids, Metals	5/17/2007	CS	Graceful Crab
SI-GC-7	Sinclair Inlet	2838-98	Tissue	Walk-in Freezer	Isotopes, PCBs, Lipids, Metals	5/17/2007	CS	Graceful Crab
SI-GC-1	Sinclair Inlet	2838-92	Tissue	Walk-in Freezer	Isotopes, PCBs, Lipids, Metals	5/17/2007	CS	Graceful Crab
SI-GC-5	Sinclair Inlet	2838-96	Tissue	Walk-in Freezer	Isotopes, PCBs, Lipids, Metals	5/17/2007	CS	Graceful Crab
SI-GC-8	Sinclair Inlet	2838-99	Tissue	Walk-in Freezer	Isotopes, PCBs, Lipids, Metals	5/17/2007	CS	Graceful Crab
SI-SC-COMP	Sinclair Inlet	2838-100	Tissue	Walk-in Freezer	Isotopes, PCBs, Lipids, Metals	5/17/2007	CS	Sea cucumber (6)
PG-ES-1	Port Gardner	2838-101	Tissue	Walk-in Freezer	Isotopes, PCBs, Lipids, Metals	5/29/2007	CS	English sole adult
PG-ES-2	Port Gardner	2838-102	Tissue	Walk-in Freezer	Isotopes, PCBs, Lipids, Metals	5/29/2007	CS	English sole adult
PG-ES-3	Port Gardner	2838-103	Tissue	Walk-in Freezer	Isotopes, PCBs, Lipids, Metals	5/29/2007	CS	English sole adult
NIS-ES-1	Nisqually	2838-104	Tissue	Walk-in Freezer	Isotopes, PCBs, Lipids, Metals	5/30/2007	CS	English sole adult
NIS-ES-2	Nisqually	2838-105	Tissue	Walk-in Freezer	Isotopes, PCBs, Lipids, Metals	5/30/2007	CS	English sole adult
NIS-ES-3	Nisqually	2838-106	Tissue	Walk-in Freezer	Isotopes, PCBs, Lipids, Metals	5/30/2007	CS	English sole adult
NIS-RF-1	Nisqually	2838-107	Tissue	Walk-in Freezer	Isotopes, PCBs, Lipids, Metals	5/30/2007	CS	Spotted Ratfish
NIS-RF-2	Nisqually	2838-108	Tissue	Walk-in Freezer	Isotopes, PCBs, Lipids, Metals	5/30/2007	CS	Spotted Ratfish
NIS-RF-3	Nisqually	2838-109	Tissue	Walk-in Freezer	Isotopes, PCBs, Lipids, Metals	5/30/2007	CS	Spotted Ratfish
CB-ES-1	Commencement Ba	2838-110	Tissue	Walk-in Freezer	Isotopes, PCBs, Lipids, Metals	5/31/2007	CS	English sole adult
CB-ES-2	Commencement Ba	2838-111	Tissue	Walk-in Freezer	Isotopes, PCBs, Lipids, Metals	5/31/2007	CS	English sole adult
CB-ES-3	Commencement Ba	2838-112	Tissue	Walk-in Freezer	Isotopes, PCBs, Lipids, Metals	5/31/2007	CS	English sole adult

SAMPLE LOGIN
(SOP# MSL-A-001)

Project Manager: Brandenberger
Date Received: May, June, Sept. 2007
Batch: Multiple

PROJEC 2008 ENVVEST Biota

(Samples were collected/stored in freezer until processing Jan 2008)

SPONSOR CODE	Site Description	BATTELLE CODE	MATRIX	STORAGE LOCATION	PARAMETERS REQUESTED*	COLLECTION DATE	INITIALS	Species/section
CB-RF-1	Commencement Ba	2838-113	Tissue	Walk-in Freezer	Isotopes, PCBs, Lipids, Metals	5/31/2007	CS	Spotted Ratfish
CB-RF-2	Commencement Ba	2838-114	Tissue	Walk-in Freezer	Isotopes, PCBs, Lipids, Metals	5/31/2007	CS	Spotted Ratfish
CB-RF-3	Commencement Ba	2838-115	Tissue	Walk-in Freezer	Isotopes, PCBs, Lipids, Metals	5/31/2007	CS	Spotted Ratfish
DU-ES-1	Duwamish	2838-116	Tissue	Walk-in Freezer	Isotopes, PCBs, Lipids, Metals	5/18/2007	CS	English sole adult
DU-ES-2	Duwamish	2838-117	Tissue	Walk-in Freezer	Isotopes, PCBs, Lipids, Metals	5/18/2007	CS	English sole adult
DU-ES-3	Duwamish	2838-118	Tissue	Walk-in Freezer	Isotopes, PCBs, Lipids, Metals	5/18/2007	CS	English sole adult
DU-ES-4	Duwamish	2838-119	Tissue	Walk-in Freezer	Isotopes, PCBs, Lipids, Metals	5/18/2007	CS	English sole adult
DF-EM-1	ADUW-DOG01	2838-126	Tissue	Walk-in Freezer	Isotopes, PCBs, Lipids, Metals	9/18/2007	CS	embryo mass (g)
DF-EM-2	ADUW-DOG02	2838-127	Tissue	Walk-in Freezer	Isotopes, PCBs, Lipids, Metals	9/18/2007	CS	embryo mass (g)
DF-EM-3	ADUW-DOG03	2838-128	Tissue	Walk-in Freezer	Isotopes, PCBs, Lipids, Metals	9/18/2007	CS	embryo mass (g)
DF-EM-4	ADUW-DOG04	2838-129	Tissue	Walk-in Freezer	Isotopes, PCBs, Lipids, Metals	9/18/2007	CS	embryo mass (g)
DF-EM-5	ADUW-DOG05	2838-130	Tissue	Walk-in Freezer	Isotopes, PCBs, Lipids, Metals	9/18/2007	CS	embryo mass (g)
DF-EM-6	ADUW-DOG06	2838-131	Tissue	Walk-in Freezer	Isotopes, PCBs, Lipids, Metals	9/18/2007	CS	embryo mass (g)
DF-LV-1	ADUW-DOG01	2838-132	Tissue	Walk-in Freezer	Isotopes, PCBs, Lipids, Metals	9/18/2007	CS	liver (g)
DF-LV-2	ADUW-DOG02	2838-133	Tissue	Walk-in Freezer	Isotopes, PCBs, Lipids, Metals	9/18/2007	CS	liver (g)
DF-LV-3	ADUW-DOG03	2838-134	Tissue	Walk-in Freezer	Isotopes, PCBs, Lipids, Metals	9/18/2007	CS	liver (g)
DF-LV-4	ADUW-DOG04	2838-135	Tissue	Walk-in Freezer	Isotopes, PCBs, Lipids, Metals	9/18/2007	CS	liver (g)
DF-LV-5	ADUW-DOG05	2838-136	Tissue	Walk-in Freezer	Isotopes, PCBs, Lipids, Metals	9/18/2007	CS	liver (g)
DF-LV-6	ADUW-DOG06	2838-137	Tissue	Walk-in Freezer	Isotopes, PCBs, Lipids, Metals	9/18/2007	CS	liver (g)
DF-DIG-1	ADUW-DOG01	2838-138	Tissue	Walk-in Freezer	Isotopes, PCBs, Lipids, Metals	9/18/2007	CS	digestive tract - All
DF-DIG-2	ADUW-DOG02	2838-139	Tissue	Walk-in Freezer	Isotopes, PCBs, Lipids, Metals	9/18/2007	CS	digestive tract - All
DF-DIG-3	ADUW-DOG03	2838-140	Tissue	Walk-in Freezer	Isotopes, PCBs, Lipids, Metals	9/18/2007	CS	digestive tract - All
DF-DIG-4	ADUW-DOG04	2838-141	Tissue	Walk-in Freezer	Isotopes, PCBs, Lipids, Metals	9/18/2007	CS	digestive tract - All
DF-DIG-5	ADUW-DOG05	2838-142	Tissue	Walk-in Freezer	Isotopes, PCBs, Lipids, Metals	9/18/2007	CS	digestive tract - All
DF-DIG-6	ADUW-DOG06	2838-143	Tissue	Walk-in Freezer	Isotopes, PCBs, Lipids, Metals	9/18/2007	CS	digestive tract - All
DF-REP-1	ADUW-DOG01	2838-144	Tissue	Walk-in Freezer	Isotopes, PCBs, Lipids, Metals	9/18/2007	CS	reproductive organ?
DF-REP-2	ADUW-DOG02	2838-145	Tissue	Walk-in Freezer	Isotopes, PCBs, Lipids, Metals	9/18/2007	CS	reproductive organ?
DF-REP-3	ADUW-DOG03	2838-146	Tissue	Walk-in Freezer	Isotopes, PCBs, Lipids, Metals	9/18/2007	CS	reproductive organ?

SAMPLE LOGIN
(SOP# MSL-A-001)

Project Manager: Brandenberger
Date Received: May, June, Sept. 2007
Batch: Multiple

PROJEC 2008 ENVVEST Biota

(Samples were collected/stored in freezer until processing Jan 2008)

SPONSOR CODE	Site Description	BATTELLE CODE	MATRIX	STORAGE LOCATION	PARAMETERS REQUESTED*	COLLECTION DATE	INITIALS	Species/section
DF-REP-4	ADUW-DOG04	2838-147	Tissue	Walk-in Freezer	Isotopes, PCBs, Lipids, Metals	9/18/2007	CS	reproductive organ?
DF-REP-5	ADUW-DOG05	2838-148	Tissue	Walk-in Freezer	Isotopes, PCBs, Lipids, Metals	9/18/2007	CS	reproductive organ?
DF-REP-6	ADUW-DOG06	2838-149	Tissue	Walk-in Freezer	Isotopes, PCBs, Lipids, Metals	9/18/2007	CS	reproductive organ?
DF-HEAD-1	ADUW-DOG01	2838-150	Tissue	Walk-in Freezer	Isotopes, PCBs, Lipids, Metals	9/18/2007	CS	Head
DF-HEAD-2	ADUW-DOG02	2838-151	Tissue	Walk-in Freezer	Isotopes, PCBs, Lipids, Metals	9/18/2007	CS	Head
DF-HEAD-3	ADUW-DOG03	2838-152	Tissue	Walk-in Freezer	Isotopes, PCBs, Lipids, Metals	9/18/2007	CS	Head
DF-HEAD-4	ADUW-DOG04	2838-153	Tissue	Walk-in Freezer	Isotopes, PCBs, Lipids, Metals	9/18/2007	CS	Head
DF-HEAD-5	ADUW-DOG05	2838-154	Tissue	Walk-in Freezer	Isotopes, PCBs, Lipids, Metals	9/18/2007	CS	Head
DF-HEAD-6	ADUW-DOG06	2838-155	Tissue	Walk-in Freezer	Isotopes, PCBs, Lipids, Metals	9/18/2007	CS	Head
DF-PEC-1	ADUW-DOG01	2838-156	Tissue	Walk-in Freezer	Isotopes, PCBs, Lipids, Metals	9/18/2007	CS	pectral area (g)
DF-PEC-2	ADUW-DOG02	2838-157	Tissue	Walk-in Freezer	Isotopes, PCBs, Lipids, Metals	9/18/2007	CS	pectral area (g)
DF-PEC-3	ADUW-DOG03	2838-158	Tissue	Walk-in Freezer	Isotopes, PCBs, Lipids, Metals	9/18/2007	CS	pectral area (g)
DF-PEC-4	ADUW-DOG04	2838-159	Tissue	Walk-in Freezer	Isotopes, PCBs, Lipids, Metals	9/18/2007	CS	pectral area (g)
DF-PEC-5	ADUW-DOG05	2838-160	Tissue	Walk-in Freezer	Isotopes, PCBs, Lipids, Metals	9/18/2007	CS	pectral area (g)
DF-PEC-6	ADUW-DOG06	2838-161	Tissue	Walk-in Freezer	Isotopes, PCBs, Lipids, Metals	9/18/2007	CS	pectral area (g)
DF-MID-1	ADUW-DOG01	2838-162	Tissue	Walk-in Freezer	Isotopes, PCBs, Lipids, Metals	9/18/2007	CS	midsecton (g)
DF-MID-2	ADUW-DOG02	2838-163	Tissue	Walk-in Freezer	Isotopes, PCBs, Lipids, Metals	9/18/2007	CS	midsecton (g)
DF-MID-3	ADUW-DOG03	2838-164	Tissue	Walk-in Freezer	Isotopes, PCBs, Lipids, Metals	9/18/2007	CS	midsecton (g)
DF-MID-4	ADUW-DOG04	2838-165	Tissue	Walk-in Freezer	Isotopes, PCBs, Lipids, Metals	9/18/2007	CS	midsecton (g)
DF-MID-5	ADUW-DOG05	2838-166	Tissue	Walk-in Freezer	Isotopes, PCBs, Lipids, Metals	9/18/2007	CS	midsecton (g)
DF-MID-6	ADUW-DOG06	2838-167	Tissue	Walk-in Freezer	Isotopes, PCBs, Lipids, Metals	9/18/2007	CS	midsecton (g)
DF-TAIL-1	ADUW-DOG01	2838-168	Tissue	Walk-in Freezer	Isotopes, PCBs, Lipids, Metals	9/18/2007	CS	tail (g)
DF-TAIL-2	ADUW-DOG02	2838-169	Tissue	Walk-in Freezer	Isotopes, PCBs, Lipids, Metals	9/18/2007	CS	tail (g)
DF-TAIL-3	ADUW-DOG03	2838-170	Tissue	Walk-in Freezer	Isotopes, PCBs, Lipids, Metals	9/18/2007	CS	tail (g)
DF-TAIL-4	ADUW-DOG04	2838-171	Tissue	Walk-in Freezer	Isotopes, PCBs, Lipids, Metals	9/18/2007	CS	tail (g)
DF-TAIL-5	ADUW-DOG05	2838-172	Tissue	Walk-in Freezer	Isotopes, PCBs, Lipids, Metals	9/18/2007	CS	tail (g)
DF-TAIL-6	ADUW-DOG06	2838-173	Tissue	Walk-in Freezer	Isotopes, PCBs, Lipids, Metals	9/18/2007	CS	tail (g)
DF-SWC-1	ADUW-DOG01	2838-174	Tissue	Walk-in Freezer	Isotopes, PCBs, Lipids, Metals	9/18/2007	CS	Section Weighted-Composite

cc: Project Manager/Central File
Login File

SAMPLE LOGIN

(SOP# MSL-A-001)

Project Manager: Brandenberger
Date Received: May, June, Sept. 2007
Batch: Multiple

PROJEC 2008 ENVVEST Biota

(Samples were collected/stored in freezer until processing Jan 2008)

SPONSOR CODE	Site Description	BATTELLE CODE	MATRIX	STORAGE LOCATION	PARAMETERS REQUESTED*	COLLECTION DATE	INITIALS	Species/section
DF-SWC-2	ADUW-DOG02	2838-175	Tissue	Walk-in Freezer	Isotopes, PCBs, Lipids, Metals	9/18/2007	CS	Section Weighted-Composite
DF-SWC-6	ADUW-DOG06	2838-176	Tissue	Walk-in Freezer	Isotopes, PCBs, Lipids, Metals	9/18/2007	CS	Section Weighted-Composite
DF-SWC-4	ADUW-DOG04	2838-183	Tissue	Walk-in Freezer	Isotopes, PCBs, Lipids, Metals	9/18/2007	CS	Section Weighted-Composite
DF-WBWC-1	ADUW-DOG01	2838-177	Tissue	Walk-in Freezer	Isotopes, PCBs, Lipids, Metals	9/18/2007	CS	Whole Body Weighted-Composite
DF-WBWC-2	ADUW-DOG02	2838-178	Tissue	Walk-in Freezer	Isotopes, PCBs, Lipids, Metals	9/18/2007	CS	Whole Body Weighted-Composite
DF-WBWC-3	ADUW-DOG03	2838-179	Tissue	Walk-in Freezer	Isotopes, PCBs, Lipids, Metals	9/18/2007	CS	Whole Body Weighted-Composite
DF-WBWC-4	ADUW-DOG04	2838-180	Tissue	Walk-in Freezer	Isotopes, PCBs, Lipids, Metals	9/18/2007	CS	Whole Body Weighted-Composite
DF-WBWC-5	ADUW-DOG05	2838-181	Tissue	Walk-in Freezer	Isotopes, PCBs, Lipids, Metals	9/18/2007	CS	Whole Body Weighted-Composite
DF-WBWC-6	ADUW-DOG06	2838-182	Tissue	Walk-in Freezer	Isotopes, PCBs, Lipids, Metals	9/18/2007	CS	Whole Body Weighted-Composite
DF-SWC-4	ADUW-DOG04	2838-183	Tissue	Walk-in Freezer	Isotopes, PCBs, Lipids, Metals	9/18/2007	CS	Section Weighted-Composite

* actual analysis dependent on client approvals and amount of material available

Sample Receipt Form

Approved: Authorized:

Project Number: _____ **Client:** _____
Received by: Seyfert, Jeannine **Date/Time Received:** Tuesday, January 08, 2008 12:00 AM
No. of Shipping Containers: 1

SHIPMENT

Method of Delivery: Commercial Carrier **Tracking Number:** 7914-7145-6387
COC Forms: **Shipped with samples** **No Forms**

Cooler(s)/Box(es)

Cntr	Type	Tracking No.	Seal	Seal Condition	Container Condition	Temp C	Smps
1 of 1	Cooler	7914-7145-6387	Tape	Intact	Intact	0.2	40

Samples

Sample Labels: Sample labels agree with COC forms
 Discrepancies (see Sample Custody Corrective Action Form)

Container Seals: Tape Custody Seals Other Seals (See sample Log)
 Seals intact for each shipping container
 Seals broken (See sample log for impacted samples)

Condition of Samples: Sample containers intact
 Sample containers broken/leaking (See Custody Corrective Action Form)

Temperature upon receipt (°C): 0.2 Temperature Blank used Yes No
(Note: If temperature upon receipt differs from required conditions, see sample log comment field)

Samples Acidified: Yes No Unknown

Initial pH 5-9?: Yes No NA
If no, individual sample adjustments on the Auxiliary Sample Receipt Form

Total Residual Chlorine Present?: Yes No NA
If yes, individual sample adjustments on the Auxiliary Sample Receipt Form

Head Space <1% in samples for water VOC analysis: Yes No NA
Individual sample deviations noted on sample log

Samples Containers:

Samples returned in PC-grade jars: Yes No Unknown /Lot No.: UnKnown

Storage Location: Chem North: Freezer - F0002 (Walk-in) **BDO IDs Assigned:** Q1521 - Q1560

Samples logged in by: Seyfert, Jeannine **Date/Time:** 01/08/2008 12:00 AM

Approved By: Brackett, Roxanne **Approved On:** 1/30/2008 3:42:

Authorized By: _____ **Authorized On:** _____

Report Corrective Actions

Corrective Action No: 1 of 1

Authorized Approved:

COC Client: _____

COC Project: ENVVEST - 2008 Biota

COC Date: 1/8/2008 1:23:00 PM

	Description of Problem:	Explanation:
Client Id	Either label or C-O-C cannot be verified	<p>The jar for sample Q1537 (HC-SP2) does not have a label. Marker was used to write "41" on the lid of the jar. This most likely corresponds to the MSL Lab ID which is listed as "2838-41" on the COC.</p> <p>The jar for sample Q1538 (HC-GC-1) does not have a label. Marker was used to write "43" on the lid of the jar. This most likely corresponds to the MSL Lab ID which is listed as "2838-43" on the COC.</p>
Temperature and Preservation	Receipt temperature outside of acceptability	The cooler was received at a temperature of 0.2 degrees C. This is warmer than the -10 degree C temperature cut off for frozen sample receipt.

Documentation of project manager notification

Sample Custodian: Seyfert, Jeannine **Date:** 1/8/2008 2:02:00 PM

Laboratory Manager: Thorn, Jonathan **Date:** 1/29/2008 1:02:00 PM

Project Manager: Peven-McCarthy, Carole **Date:** 1/29/2008 12:36:00 PM

Documentation of client notification (should be completed by project manager within 24 hrs):

On _____ **I contacted** Brandenberger, Jill **at** Aqua Survey _____

Results of communication with client (Describe any corrective action directed by the client):

PM contacted. Use hand-written ID. Temp discrepancy noted.

Date this form was received back to the custodian: _____

Reference Number: _____

Sample Receipt Form Details

Approved: Authorized

Project Number: _____ Client: _____

Received by: Seyfert, Jeannine Date/Time Received: Tuesday, January 08, 2008 12:00 AM

No. of Shipping Containers: **1**

BDO Id:	Client Sample ID:	Collection Date:	Login Date:	Ctrs:	Matrix:	Temp:	pH:	TRC:	VOC:	Stored In:	Loc:	No:	Comments:
Q1521	V-ES-5	05/01/07 0:00	01/08/08 13:43	1	TISSUE	0.2	NA	NA	NA	F0002 (Walk-in)	BIN	22	
Q1522	V-ES-6	05/01/07 0:00	01/08/08 13:43	1	TISSUE	0.2	NA	NA	NA	F0002 (Walk-in)	BIN	22	
Q1523	V-ES-8	05/01/07 0:00	01/08/08 13:43	1	TISSUE	0.2	NA	NA	NA	F0002 (Walk-in)	BIN	22	
Q1524	V-RS-1	05/01/07 0:00	01/08/08 13:44	1	TISSUE	0.2	NA	NA	NA	F0002 (Walk-in)	BIN	22	
Q1525	V-RS-2	05/01/07 0:00	01/08/08 13:44	1	TISSUE	0.2	NA	NA	NA	F0002 (Walk-in)	BIN	22	
Q1526	V-RS-3	05/01/07 0:00	01/08/08 13:44	1	TISSUE	0.2	NA	NA	NA	F0002 (Walk-in)	BIN	22	
Q1527	V-SSc-1	05/01/07 0:00	01/08/08 13:44	1	TISSUE	0.2	NA	NA	NA	F0002 (Walk-in)	BIN	22	
Q1528	V-SSc-2	05/01/07 0:00	01/08/08 13:45	1	TISSUE	0.2	NA	NA	NA	F0002 (Walk-in)	BIN	22	
Q1529	V-SSc-3	05/01/07 0:00	01/08/08 13:45	1	TISSUE	0.2	NA	NA	NA	F0002 (Walk-in)	BIN	22	
Q1530	V-SP-1	05/01/07 0:00	01/08/08 13:46	1	TISSUE	0.2	NA	NA	NA	F0002 (Walk-in)	BIN	22	
Q1531	V-SP-2	05/01/07 0:00	01/08/08 13:46	1	TISSUE	0.2	NA	NA	NA	F0002 (Walk-in)	BIN	22	
Q1532	V-SP-3	05/01/07 0:00	01/08/08 13:46	1	TISSUE	0.2	NA	NA	NA	F0002 (Walk-in)	BIN	22	
Q1533	SG-ES-3	05/02/07 0:00	01/08/08 13:46	1	TISSUE	0.2	NA	NA	NA	F0002 (Walk-in)	BIN	22	
Q1534	SG-ES-4	05/02/07 0:00	01/08/08 13:47	1	TISSUE	0.2	NA	NA	NA	F0002 (Walk-in)	BIN	22	
Q1535	SG-ES-5	05/02/07 0:00	01/08/08 13:47	1	TISSUE	0.2	NA	NA	NA	F0002 (Walk-in)	BIN	22	
Q1536	HC-SP1	05/03/07 0:00	01/08/08 13:47	1	TISSUE	0.2	NA	NA	NA	F0002 (Walk-in)	BIN	22	
Q1537	HC-SP2	05/03/07 0:00	01/08/08 13:48	1	TISSUE	0.2	NA	NA	NA	F0002 (Walk-in)	BIN	22	
Q1538	HC-GC-1	05/03/07 0:00	01/08/08 13:48	1	TISSUE	0.2	NA	NA	NA	F0002 (Walk-in)	BIN	22	
Q1539	SI-ES-1	05/17/07 0:00	01/08/08 13:49	1	TISSUE	0.2	NA	NA	NA	F0002 (Walk-in)	BIN	22	
Q1540	SI-ES-2	05/17/07 0:00	01/08/08 13:49	1	TISSUE	0.2	NA	NA	NA	F0002 (Walk-in)	BIN	22	
Q1541	SI-ES-4	05/17/07 0:00	01/08/08 13:50	1	TISSUE	0.2	NA	NA	NA	F0002 (Walk-in)	BIN	22	
Q1542	SI-ES-6	05/17/07 0:00	01/08/08 13:50	1	TISSUE	0.2	NA	NA	NA	F0002 (Walk-in)	BIN	22	
Q1543	SI-ES-7	05/17/07 0:00	01/08/08 13:50	1	TISSUE	0.2	NA	NA	NA	F0002 (Walk-in)	BIN	22	
Q1544	SI-ES-8	05/17/07 0:00	01/08/08 13:50	1	TISSUE	0.2	NA	NA	NA	F0002 (Walk-in)	BIN	22	
Q1545	SI-RS-1_2	05/17/07 0:00	01/08/08 13:51	1	TISSUE	0.2	NA	NA	NA	F0002 (Walk-in)	BIN	22	
Q1546	SI-RS-3	05/17/07 0:00	01/08/08 13:51	1	TISSUE	0.2	NA	NA	NA	F0002 (Walk-in)	BIN	22	
Q1547	SI-RS-4	05/17/07 0:00	01/08/08 13:51	1	TISSUE	0.2	NA	NA	NA	F0002 (Walk-in)	BIN	22	
Q1548	SI-SS-1	05/17/07 0:00	01/08/08 13:52	1	TISSUE	0.2	NA	NA	NA	F0002 (Walk-in)	BIN	22	

Sample Receipt Form Details

Approved: Authorized

Project Number: _____ Client: _____

Received by: Seyfert, Jeannine Date/Time Received: Tuesday, January 08, 2008 12:00 AM

No. of Shipping Containers: 1

BDO Id:	Client Sample ID:	Collection Date:	Login Date:	Ctrs:	Matrix:	Temp:	pH:	TRC:	VOC:	Stored In:	Loc:	No:	Comments:
Q1549	SI-SS-2	05/17/07 0:00	01/08/08 13:52	1	TISSUE	0.2	NA	NA	NA	F0002 (Walk-in)	BIN	22	
Q1550	SI-SS-3	05/17/07 0:00	01/08/08 13:52	1	TISSUE	0.2	NA	NA	NA	F0002 (Walk-in)	BIN	22	
Q1551	SI-SSc-1_2	05/17/07 0:00	01/08/08 13:52	1	TISSUE	0.2	NA	NA	NA	F0002 (Walk-in)	BIN	22	
Q1552	SI-SSc-3_5	05/17/07 0:00	01/08/08 13:53	1	TISSUE	0.2	NA	NA	NA	F0002 (Walk-in)	BIN	22	
Q1553	SI-SSc-4_6	05/17/07 0:00	01/08/08 13:53	1	TISSUE	0.2	NA	NA	NA	F0002 (Walk-in)	BIN	22	
Q1554	SI-SP-4_5	05/17/07 0:00	01/08/08 13:54	1	TISSUE	0.2	NA	NA	NA	F0002 (Walk-in)	BIN	22	
Q1555	SI-SP-6_2	05/17/07 0:00	01/08/08 13:54	1	TISSUE	0.2	NA	NA	NA	F0002 (Walk-in)	BIN	22	
Q1556	SI-SP-7_3	05/17/07 0:00	01/08/08 13:54	1	TISSUE	0.2	NA	NA	NA	F0002 (Walk-in)	BIN	22	
Q1557	SI-GC-2_6	05/17/07 0:00	01/08/08 13:55	1	TISSUE	0.2	NA	NA	NA	F0002 (Walk-in)	BIN	22	
Q1558	SI-GC-3_4	05/17/07 0:00	01/08/08 13:55	1	TISSUE	0.2	NA	NA	NA	F0002 (Walk-in)	BIN	22	
Q1559	SI-GC-7_1	05/17/07 0:00	01/08/08 13:55	1	TISSUE	0.2	NA	NA	NA	F0002 (Walk-in)	BIN	22	
Q1560	SI-GC-5_8	05/17/07 0:00	01/08/08 13:56	1	TISSUE	0.2	NA	NA	NA	F0002 (Walk-in)	BIN	22	

Total Samples: 40

From: Origin ID: CLMA (360)681-3624
 Carolyann Suslick
 BATTELLE MARINE SCIENCES LABS
 1529 WEST SEQUIM BAY ROAD



SEQUIM, WA 98382

Ship Date: 07JAN08
 ActWgt: 46 LB Dimmed: 24 X 16 X 14 IN
 System#: 5814335/INET7091
 Account#: S *****

Delivery Address Bar Code




Ref # H07223
 Invoice #
 PO #
 Dept #

SHIP TO: (781)952-5232

BILL SENDER

Carole-Sue Peven
Battelle - Duxbury
397 Washington St

Duxbury, MA 023320601




TRK# 7914 7145 6387
 0201

TUE - 08JAN A4
PRIORITY OVERNIGHT

XH-XPUA

BOS
MA-US
02332



Shipping Label: Your shipment is complete

1. Use the 'Print' feature from your browser to send this page to your laser or inkjet printer.
2. Fold the printed page along the horizontal line.
3. Place label in shipping pouch and affix it to your shipment so that the barcode portion of the label can be read and scanned.

Warning: Use only the printed original label for shipping. Using a photocopy of this label for shipping purposes is fraudulent and could result in additional billing charges, along with the cancellation of your FedEx account number.

Use of this system constitutes your agreement to the service conditions in the current FedEx Service Guide, available on fedex.com. FedEx will not be responsible for any claim in excess of \$100 per package, whether the result of loss, damage, delay, non-delivery, misdelivery, or misinformation, unless you declare a higher value, pay an additional charge, document your actual loss and file a timely claim. Limitations found in the current FedEx Service Guide apply. Your right to recover from FedEx for any loss, including intrinsic value of the package, loss of sales, income interest, profit, attorney's fees, costs, and other forms of damage whether direct, incidental, consequential, or special is limited to the greater of \$100 or the authorized declared value. Recovery cannot exceed actual documented loss. Maximum for items of extraordinary value is \$500, e.g. jewelry, precious metals, negotiable instruments and other items listed in our Service Guide. Written claims must be filed within strict time limits, see current FedEx Service Guide.

SAMPLE CUSTODY RECORD

(SOP#: MSL-A-001 & MSL-A-002)

Date: 1/7/2008



... Putting Technology To Work

Pacific Northwest Division
Marine Sciences Laboratory
1529 West Sequim Bay Road
Sequim, Washington 98382

Project Name: ENVVEST - 2008 Biota

Project Manager: J. Brandenberger

Phone Number: 360-681-4654

Shipment Method: Fedex Priority Overnight

Preservation: Frozen, on blue ice

Line	Field Sample ID	Collection Date/Time	Matrix	No. of Containers	Test Parameters					Laboratory ID	BDO LIMS ID Observations/Comments
					PCBs	Lipids					
1	V-ES-5	5/1/2007	Tissue	1	X	X				2838-5	Q1521
2	V-ES-6	5/1/2007	Tissue	1	X	X				2838-6	Q1522
3	V-ES-8	5/1/2007	Tissue	1	X	X				2838-8	Q1523
4	V-RS-1	5/1/2007	Tissue	1	X	X				2838-10	Q1524
5	V-RS-2	5/1/2007	Tissue	1	X	X				2838-11	Q1525
6	V-RS-3	5/1/2007	Tissue	1	X	X				2838-12	Q1526
7	V-SSc-1	5/1/2007	Tissue	1	X	X				2838-13	Q1527
8	V-SSc-2	5/1/2007	Tissue	1	X	X				2838-14	Q1528
9	V-SSc-3	5/1/2007	Tissue	1	X	X				2838-15	Q1529
10	V-SP-1	5/1/2007	Tissue	1	X	X				2838-16	Q1530
11	V-SP-2	5/1/2007	Tissue	1	X	X				2838-17	Q1531
12	V-SP-3	5/1/2007	Tissue	1	X	X				2838-18	Q1532
13	SG-ES-3	5/2/2007	Tissue	1	X	X				2838-22	Q1533
14	SG-ES-4	5/2/2007	Tissue	1	X	X				2838-23	Q1534
15	SG-ES-5	5/2/2007	Tissue	1	X	X				2838-24	Q1535

Relinquished By:	Company: <u>MSL</u>
<u>C. Suslick</u> Signature/Printed Name	<u>1/7/08 1500</u> Date/Time

Received By:	Company: <u>Battelle Duxbury</u>
<u>Jeannine Seyfert</u> Signature/Printed Name	<u>1-8-08 1300</u> Date/Time

Relinquished By:	Company:
Signature/Printed Name	Date/Time

Received By:	Company:
Signature/Printed Name	Date/Time

SAMPLE CUSTODY RECORD

(SOP#: MSL-A-001 & MSL-A-002)

Date: 1/7/2008



... Putting Technology To Work

Pacific Northwest Division
Marine Sciences Laboratory
1529 West Sequim Bay Road
Sequim, Washington 98382

Project Name: ENVVEST - 2008 Biota

Project Manager: J. Brandenberger

Phone Number: 360-681-4654

Shipment Method: Fedex Priority Overnight

Preservation: Frozen, on blue ice

Line	Field Sample ID	Collection Date/Time	Matrix	No. of Containers	Test Parameters					Laboratory ID	BDO LIMS ID Observations/Comments
					PCBs	Lipids					
1	HC-SP1	5/3/2007	Tissue	1	X	X				2838-40	Q1536
2	HC-SP2	5/3/2007	Tissue	1	X	X				2838-41	Q1537
3	HC-GC-1	5/3/2007	Tissue	1	X	X				2838-43	Q1538
4	SI-ES-1	5/17/2007	Tissue	1	X	X				2838-58	Q1539
5	SI-ES-2	5/17/2007	Tissue	1	X	X				2838-59	Q1540
6	SI-ES-4	5/17/2007	Tissue	1	X	X				2838-61	Q1541
7	SI-ES-6	5/17/2007	Tissue	1	X	X				2838-63	Q1542
8	SI-ES-7	5/17/2007	Tissue	1	X	X				2838-64	Q1543
9	SI-ES-8	5/17/2007	Tissue	1	X	X				2838-65	Q1544
10	SI-RS-1_2	5/17/2007	Tissue	1	X	X				2838-67_68	Q1545
11	SI-RS-3	5/17/2007	Tissue	1	X	X				2838-69	Q1546
12	SI-RS-4	5/17/2007	Tissue	1	X	X				2838-70	Q1547
13	SI-SS-1	5/17/2007	Tissue	1	X	X				2838-71	Q1548
14	SI-SS-2	5/17/2007	Tissue	1	X	X				2838-72	Q1549
15	SI-SS-3	5/17/2007	Tissue	1	X	X				2838-73	Q1550.

Relinquished By:	Company: <u>MSL</u>
<u>C. Suslick</u> Signature/Printed Name	<u>1/7/08 1500</u> Date/Time

Received By:	Company: <u>Battelle Duxbury</u>
<u>Jeanine Seyfert/Jeanine Seyfert</u> Signature/Printed Name	<u>1-8-08 13:00</u> Date/Time

Relinquished By:	Company: _____
_____ Signature/Printed Name	_____ Date/Time

Received By:	Company: _____
_____ Signature/Printed Name	_____ Date/Time

SAMPLE CUSTODY RECORD

(SOP#: MSL-A-001 & MSL-A-002)

Date: 1/7/2008



... Putting Technology To Work

Pacific Northwest Division
Marine Sciences Laboratory
1529 West Sequim Bay Road
Sequim, Washington 98382

Project Name: ENVVEST - 2008 Biota

Project Manager: J. Brandenberger

Phone Number: 360-681-4654

Shipment Method: Fedex Priority Overnight

Preservation: Frozen, on blue ice

Line	Field Sample ID	Collection Date/Time	Matrix	No. of Containers	Test Parameters					Laboratory ID	BDO LIMS ID Observations/Comments
					PCBs	Lipids					
1	SI-SSc-1_2	5/17/2007	Tissue	1	X	X				2838-77_78	Q1551
2	SI-SSc-3_5	5/17/2007	Tissue	1	X	X				2838-79_81	Q1552
3	SI-SSc-4_6	5/17/2007	Tissue	1	X	X				2838-80_82	Q1553
4	SI-SP-4_5	5/17/2007	Tissue	1	X	X				2838-88_89	Q1554
5	SI-SP-6_2	5/17/2007	Tissue	1	X	X				2838-90_86	Q1555
6	SI-SP-7_3	5/17/2007	Tissue	1	X	X				2838-91_87	Q1556
7	SI-GC-2_6	5/17/2007	Tissue	1	X	X				2838-93_97	Q1557
8	SI-GC-3_4	5/17/2007	Tissue	1	X	X				2838-94_95	Q1558
9	SI-GC-7_1	5/17/2007	Tissue	1	X	X				2838-98_92	Q1559
10	SI-GC-5_8	5/17/2007	Tissue	1	X	X				2838-96_99	Q1560
11	---End of Sample List---										
12											
13											
14											
15											

Relinquished By:	Company: <u>MSL</u>
<u>C. Suslick</u> Signature/Printed Name	<u>1/7/08 1500</u> Date/Time

Received By:	Company: <u>Battelle Duxbury</u>
<u>Jeannine Seyfert</u> Signature/Printed Name	<u>1-8-08 1300</u> Date/Time

Relinquished By:	Company:
Signature/Printed Name	Date/Time

Received By:	Company:
Signature/Printed Name	Date/Time

Sample Receipt Form

Approved: Authorized

Project Number: _____ **Client:** Battelle MSL Sequim
Received by: Seyfert, Jeannine **Date/Time Received:** Saturday, January 12, 2008 12:00 AM
No. of Shipping Containers: 1

SHIPMENT

Method of Delivery: Commercial Carrier **Tracking Number:** 7914-7443-3536
COC Forms: **Shipped with samples** **No Forms**

Cooler(s)/Box(es)

Cntr	Type	Tracking No.	Seal	Seal Condition	Container Condition	Temp C	Smps
1 of 1	Cooler	7914-7443-3536	Tape	Intact	Intact	-0.8	44

Samples

Sample Labels: Sample labels agree with COC forms
 Discrepancies (see Sample Custody Corrective Action Form)

Container Seals: Tape Custody Seals Other Seals (See sample Log)
 Seals intact for each shipping container
 Seals broken (See sample log for impacted samples)

Condition of Samples: Sample containers intact
 Sample containers broken/leaking (See Custody Corrective Action Form)

Temperature upon receipt (°C): -0.8 Temperature Blank used Yes No
(Note: If temperature upon receipt differs from required conditions, see sample log comment field)

Samples Acidified: Yes No Unknown

Initial pH 5-9?: Yes No NA
If no, individual sample adjustments on the Auxiliary Sample Receipt Form

Total Residual Chlorine Present?: Yes No NA
If yes, individual sample adjustments on the Auxiliary Sample Receipt Form

Head Space <1% in samples for water VOC analysis: Yes No NA
Individual sample deviations noted on sample log

Samples Containers:

Samples returned in PC-grade jars: Yes No Unknown /Lot No.: UnKnown

Storage Location: Chem North: Freezer - F0002 (Walk-in) **BDO IDs Assigned:** Q1609 - Q1652

Samples logged in by: Seyfert, Jeannine **Date/Time:** 01/12/2008 12:00 AM

Approved By: Brackett, Roxanne **Approved On:** 1/30/2008 3:42:

Authorized By: _____ **Authorized On:** _____

Report Corrective Actions

Corrective Action No: 1 of 1

Authorized Approved:

COC Client: Battelle MSL Sequim
COC Project: Sinclair and Dyes Tissue (ENVEST-2008 Biota)
COC Date: 1/14/2008 9:18:00 AM

Description of Problem:	Explanation:
Temperature and Preservation Receipt temperature outside of acceptability	The cooler was received at a temperature of -0.8 degrees Celcius which is warmer than the -10 degree cut off temperature for frozen sample receipt.

Documentation of project manager notification

Sample Custodian: Seyfert, Jeannine **Date:** 1/14/2008 9:46:00 AM
Laboratory Manager: Thorn, Jonathan **Date:** 1/29/2008 1:02:00 PM
Project Manager: Peven-McCarthy, Carole **Date:** 1/29/2008 12:34:00 PM

Documentation of client notification (should be completed by project manager within 24 hrs):

On _____ **I contacted** _____ **at** _____

Results of communication with client (Describe any corrective action directed by the client):

Sent PM a notification by email. Proceed with processing and analysis.

Date this form was received back to the custodian: _____

Reference Number: _____

Sample Receipt Form Details

Approved: Authorized:

Project Number: _____ **Client:** Battelle MSL Sequim

Received by: Seyfert, Jeannine **Date/Time Received:** Saturday, January 12, 2008 12:00 AM

No. of Shipping Containers: **1**

BDO Id:	Client Sample ID:	Collection Date:	Login Date:	Ctrs:	Matrix:	Temp:	pH:	TRC:	VOC:	Stored In:	Loc:	No:	Comments:
Q1609	V-SC-COMP	05/01/07 0:00	01/14/08 9:23	1	TISSUE	-0.8	NA	NA	NA	F0002 (Walk-in)	BIN	22	
Q1610	SG-RF-1	05/02/07 0:00	01/14/08 9:23	1	TISSUE	-0.8	NA	NA	NA	F0002 (Walk-in)	BIN	22	
Q1611	SG-RF-2	05/02/07 0:00	01/14/08 9:23	1	TISSUE	-0.8	NA	NA	NA	F0002 (Walk-in)	BIN	22	
Q1612	SG-RF-3	05/02/07 0:00	01/14/08 9:23	1	TISSUE	-0.8	NA	NA	NA	F0002 (Walk-in)	BIN	22	
Q1613	SG-SC-COMP	05/02/07 0:00	01/14/08 9:24	1	TISSUE	-0.8	NA	NA	NA	F0002 (Walk-in)	BIN	22	
Q1614	HC-ES-1	05/03/07 0:00	01/14/08 9:24	1	TISSUE	-0.8	NA	NA	NA	F0002 (Walk-in)	BIN	22	
Q1615	HC-ES-2	05/03/07 0:00	01/14/08 9:25	1	TISSUE	-0.8	NA	NA	NA	F0002 (Walk-in)	BIN	22	
Q1616	HC-ES-3	05/03/07 0:00	01/14/08 9:25	1	TISSUE	-0.8	NA	NA	NA	F0002 (Walk-in)	BIN	22	
Q1617	HC-RS-1	05/03/07 0:00	01/14/08 9:25	1	TISSUE	-0.8	NA	NA	NA	F0002 (Walk-in)	BIN	22	
Q1618	HC-RF-1	05/03/07 0:00	01/14/08 9:25	1	TISSUE	-0.8	NA	NA	NA	F0002 (Walk-in)	BIN	22	
Q1619	HC-RF-2	05/03/07 0:00	01/14/08 9:26	1	TISSUE	-0.8	NA	NA	NA	F0002 (Walk-in)	BIN	22	
Q1620	HC-RF-3	05/03/07 0:00	01/14/08 9:26	1	TISSUE	-0.8	NA	NA	NA	F0002 (Walk-in)	BIN	22	
Q1621	EB-ES-1_2	05/16/07 0:00	01/14/08 9:27	1	TISSUE	-0.8	NA	NA	NA	F0002 (Walk-in)	BIN	22	
Q1622	EB-ES-3	05/16/07 0:00	01/14/08 9:27	1	TISSUE	-0.8	NA	NA	NA	F0002 (Walk-in)	BIN	22	
Q1623	EB-RF-1	05/16/07 0:00	01/14/08 9:28	1	TISSUE	-0.8	NA	NA	NA	F0002 (Walk-in)	BIN	22	
Q1624	EB-RF-2	05/16/07 0:00	01/14/08 9:35	1	TISSUE	-0.8	NA	NA	NA	F0002 (Walk-in)	BIN	22	
Q1625	EB-RF-3	05/16/07 0:00	01/14/08 9:36	1	TISSUE	-0.8	NA	NA	NA	F0002 (Walk-in)	BIN	22	
Q1626	EH-ES-2	05/19/07 0:00	01/14/08 9:36	1	TISSUE	-0.8	NA	NA	NA	F0002 (Walk-in)	BIN	22	
Q1627	EH-ES-3	05/19/07 0:00	01/14/08 9:36	1	TISSUE	-0.8	NA	NA	NA	F0002 (Walk-in)	BIN	22	
Q1628	EH-ES-4	05/19/07 0:00	01/14/08 9:37	1	TISSUE	-0.8	NA	NA	NA	F0002 (Walk-in)	BIN	22	
Q1629	EH-RF-1	05/19/07 0:00	01/14/08 9:37	1	TISSUE	-0.8	NA	NA	NA	F0002 (Walk-in)	BIN	22	
Q1630	EH-RF-2	05/19/07 0:00	01/14/08 9:37	1	TISSUE	-0.8	NA	NA	NA	F0002 (Walk-in)	BIN	22	
Q1631	EH-RF-3	05/19/07 0:00	01/14/08 9:37	1	TISSUE	-0.8	NA	NA	NA	F0002 (Walk-in)	BIN	22	
Q1632	SI-RF-1	05/17/07 0:00	01/14/08 9:38	1	TISSUE	-0.8	NA	NA	NA	F0002 (Walk-in)	BIN	22	
Q1633	SI-RF-2	05/17/07 0:00	01/14/08 9:38	1	TISSUE	-0.8	NA	NA	NA	F0002 (Walk-in)	BIN	22	
Q1634	SI-SC-COMP	05/17/07 0:00	01/14/08 9:38	1	TISSUE	-0.8	NA	NA	NA	F0002 (Walk-in)	BIN	22	
Q1635	PG-ES-1	05/29/07 0:00	01/14/08 9:39	1	TISSUE	-0.8	NA	NA	NA	F0002 (Walk-in)	BIN	22	
Q1636	PG-ES-2	05/29/07 0:00	01/14/08 9:39	1	TISSUE	-0.8	NA	NA	NA	F0002 (Walk-in)	BIN	22	

Sample Receipt Form Details

Approved: Authorized:

Project Number: _____ **Client:** Battelle MSL Sequim

Received by: Seyfert, Jeannine **Date/Time Received:** Saturday, January 12, 2008 12:00 AM

No. of Shipping Containers: 1

BDO Id:	Client Sample ID:	Collection Date:	Login Date:	Ctrs:	Matrix:	Temp:	pH:	TRC:	VOC:	Stored In:	Loc:	No:	Comments:
Q1637	PG-ES-3	05/29/07 0:00	01/14/08 9:39	1	TISSUE	-0.8	NA	NA	NA	F0002 (Walk-in)	BIN	22	
Q1638	NIS-ES-1	05/30/07 0:00	01/14/08 9:39	1	TISSUE	-0.8	NA	NA	NA	F0002 (Walk-in)	BIN	22	
Q1639	NIS-ES-2	05/30/07 0:00	01/14/08 9:40	1	TISSUE	-0.8	NA	NA	NA	F0002 (Walk-in)	BIN	22	
Q1640	NIS-ES-3	05/30/07 0:00	01/14/08 9:40	1	TISSUE	-0.8	NA	NA	NA	F0002 (Walk-in)	BIN	22	
Q1641	NIS-RF-1	05/30/07 0:00	01/14/08 9:40	1	TISSUE	-0.8	NA	NA	NA	F0002 (Walk-in)	BIN	22	
Q1642	NIS-RF-2	05/30/07 0:00	01/14/08 9:40	1	TISSUE	-0.8	NA	NA	NA	F0002 (Walk-in)	BIN	22	
Q1643	NIS-RF-3	05/30/07 0:00	01/14/08 9:41	1	TISSUE	-0.8	NA	NA	NA	F0002 (Walk-in)	BIN	22	
Q1644	CB-ES-1	05/31/07 0:00	01/14/08 9:41	1	TISSUE	-0.8	NA	NA	NA	F0002 (Walk-in)	BIN	22	
Q1645	CB-ES-2	05/31/07 0:00	01/14/08 9:41	1	TISSUE	-0.8	NA	NA	NA	F0002 (Walk-in)	BIN	22	
Q1646	CB-ES-3	05/31/07 0:00	01/14/08 9:42	1	TISSUE	-0.8	NA	NA	NA	F0002 (Walk-in)	BIN	22	
Q1647	CB-RF-1	05/31/07 0:00	01/14/08 9:42	1	TISSUE	-0.8	NA	NA	NA	F0002 (Walk-in)	BIN	22	
Q1648	CB-RF-2	05/31/07 0:00	01/14/08 9:42	1	TISSUE	-0.8	NA	NA	NA	F0002 (Walk-in)	BIN	22	
Q1649	CB-RF-3	05/31/07 0:00	01/14/08 9:42	1	TISSUE	-0.8	NA	NA	NA	F0002 (Walk-in)	BIN	22	
Q1650	DU-ES-1	05/18/07 0:00	01/14/08 9:43	1	TISSUE	-0.8	NA	NA	NA	F0002 (Walk-in)	BIN	22	
Q1651	DU-ES-2	05/18/07 0:00	01/14/08 9:43	1	TISSUE	-0.8	NA	NA	NA	F0002 (Walk-in)	BIN	22	
Q1652	DU-ES-3	05/18/07 0:00	01/14/08 9:43	1	TISSUE	-0.8	NA	NA	NA	F0002 (Walk-in)	BIN	22	

Total Samples: 44

SAMPLE CUSTODY RECORD

(SOP#: MSL-A-001 & MSL-A-002)

Date: 1/10/2008



... Putting Technology To Work

Pacific Northwest Division
Marine Sciences Laboratory
1529 West Sequim Bay Road
Sequim, Washington 98382

Project Name: ENVVEST - 2008 Biota

Project Manager: J. Brandenberger

Phone Number: 360-681-4654

Shipment Method: Fedex Priority Overnight

Preservation: Frozen, on blue ice

Line	Field Sample ID	Collection Date/Time	Matrix	No. of Containers	Test Parameters				Laboratory ID	BDO LIMS ID Observations/Comments
					PCBs	Lipids				
1	V-SC-COMP	5/1/2007	Tissue	1	X	X			2838-19	Q1609
2	SG-RF-1	5/2/2007	Tissue	1	X	X			2838-29	Q1610
3	SG-RF-2	5/2/2007	Tissue	1	X	X			2838-30	Q1611
4	SG-RF-3	5/2/2007	Tissue	1	X	X			2838-31	Q1612
5	SG-SC-COMP	5/2/2007	Tissue	1	X	X			2838-32	Q1613
6	HC-ES-1	5/3/2007	Tissue	1	X	X			2838-33	Q1614
7	HC-ES-2	5/3/2007	Tissue	1	X	X			2838-34	Q1615
8	HC-ES-3	5/3/2007	Tissue	1	X	X			2838-35	Q1616
9	HC-RS-1	5/3/2007	Tissue	1	X	X			2838-36	Q1617
10	HC-RF-1	5/3/2007	Tissue	1	X	X			2838-37	Q1618
11	HC-RF-2	5/3/2007	Tissue	1	X	X			2838-38	Q1619
12	HC-RF-3	5/3/2007	Tissue	1	X	X			2838-39	Q1620
13	EB-ES-1_2	5/16/2007	Tissue	1	X	X			2838-45_46	Q1621
14	EB-ES-3	5/16/2007	Tissue	1	X	X			2838-47	Q1622
15	EB-RF-1	5/16/2007	Tissue	1	X	X			2838-48	Q1623

Relinquished By:	Company: <u>MSL</u>
<u>C. Suslick</u> Signature/Printed Name	<u>1/10/08 1500</u> Date/Time

Received By:	Company: <u>Battelle</u>
<u>Daniel P. Mark</u> Signature/Printed Name	<u>1-12-08/1630</u> Date/Time

Relinquished By:	Company: _____
_____ Signature/Printed Name	_____ Date/Time

Received By:	Company: _____
_____ Signature/Printed Name	_____ Date/Time

SAMPLE CUSTODY RECORD

(SOP#: MSL-A-001 & MSL-A-002)

Date: 1/7/2008



... Putting Technology To Work

Pacific Northwest Division
Marine Sciences Laboratory
1529 West Sequim Bay Road
Sequim, Washington 98382

Project Name: ENVVEST - 2008 Biota

Project Manager: J. Brandenberger

Phone Number: 360-681-4654

Shipment Method: Fedex Priority Overnight

Preservation: Frozen, on blue ice

Line	Field Sample ID	Collection Date/Time	Matrix	No. of Containers	Test Parameters					Laboratory ID	Observations/Comments
					PCBs	Lipids					
1	EB-RF-2	5/16/2007	Tissue	1	X	X				2838-49	Q1624
2	EB-RF-3	5/16/2007	Tissue	1	X	X				2838-50	Q1625
3	EH-ES-2	5/19/2007	Tissue	1	X	X				2838-52	Q1626
4	EH-ES-3	5/19/2007	Tissue	1	X	X				2838-53	Q1627
5	EH-ES-4	5/19/2007	Tissue	1	X	X				2838-54	Q1628
6	EH-RF-1	5/19/2007	Tissue	1	X	X				2838-55	Q1629
7	EH-RF-2	5/19/2007	Tissue	1	X	X				2838-56	Q1630
8	EH-RF-3	5/19/2007	Tissue	1	X	X				2838-57	Q1631
9	SI-RF-1	5/17/2007	Tissue	1	X	X				2838-83	Q1632
10	SI-RF-2	5/17/2007	Tissue	1	X	X				2838-84	Q1633
11	SI-SC-COMP	5/17/2007	Tissue	1	X	X				2838-100	Q1634
12	PG-ES-1	5/29/2007	Tissue	1	X	X				2838-101	Q1635
13	PG-ES-2	5/29/2007	Tissue	1	X	X				2838-102	Q1636
14	PG-ES-3	5/29/2007	Tissue	1	X	X				2838-103	Q1637
15	NIS-ES-1	5/30/2007	Tissue	1	X	X				2838-104	Q1638

Relinquished By: _____ Company: MSL
 C. Suslick *C. Suslick* _____ 1/10/08 1500
 Signature/Printed Name Date/Time

Received By: _____ Company: Battelle
Daniel P. Bardon / Daniel P. Bardon _____ 1-12-08 / 1630
 Signature/Printed Name Date/Time

Relinquished By: _____ Company: _____

 Signature/Printed Name Date/Time

Received By: _____ Company: _____

 Signature/Printed Name Date/Time

SAMPLE CUSTODY RECORD

(SOP#: MSL-A-001 & MSL-A-002)

Date: 1/7/2008



... Putting Technology To Work

Pacific Northwest Division
Marine Sciences Laboratory
1529 West Sequim Bay Road
Sequim, Washington 98382

Project Name: ENVVEST - 2008 Biota

Project Manager: J. Brandenberger

Phone Number: 360-681-4654

Shipment Method: Fedex Priority Overnight

Preservation: Frozen, on blue ice

Line	Field Sample ID	Collection Date/Time	Matrix	No. of Containers	Test Parameters					Laboratory ID	Observations/Comments
					PCBs	Lipids					
1	NIS-ES-2	5/30/2007	Tissue	1	X	X				2838-105	Q1639
2	NIS-ES-3	5/30/2007	Tissue	1	X	X				2838-106	Q1640
3	NIS-RF-1	5/30/2007	Tissue	1	X	X				2838-107	Q1641
4	NIS-RF-2	5/30/2007	Tissue	1	X	X				2838-108	Q1642
5	NIS-RF-3	5/30/2007	Tissue	1	X	X				2838-109	Q1643
6	CB-ES-1	5/31/2007	Tissue	1	X	X				2838-110	Q1644
7	CB-ES-2	5/31/2007	Tissue	1	X	X				2838-111	Q1645
8	CB-ES-3	5/31/2007	Tissue	1	X	X				2838-112	Q1646
9	CB-RF-1	5/31/2007	Tissue	1	X	X				2838-113	Q1647
10	CB-RF-2	5/31/2007	Tissue	1	X	X				2838-114	Q1648
11	CB-RF-3	5/31/2007	Tissue	1	X	X				2838-115	Q1649
12	DU-ES-1	5/18/2007	Tissue	1	X	X				2838-116	Q1650
13	DU-ES-2	5/18/2007	Tissue	1	X	X				2838-117	Q1651
14	DU-ES-3	5/18/2007	Tissue	1	X	X				2838-118	Q1652
15	--End of List--										

Relinquished By:	Company: <u>MSL</u>
<u>C. Suslick</u> Signature/Printed Name	<u>1/10/08 1500</u> Date/Time

Received By:	Company: <u>Battelle</u>
<u>Daniel P. Bardon</u> Signature/Printed Name	<u>1-12-08/1630</u> Date/Time

Relinquished By:	Company:
Signature/Printed Name	Date/Time

Received By:	Company:
Signature/Printed Name	Date/Time

Sample Receipt FormApproved: Authorized

Project Number: G006010 **Client:** Sinclair and Dyes (ENVEST - 2008 Biota)
Received by: Brackett, Roxanne **Date/Time Received:** Tuesday, January 22, 2008 12:00 AM
No. of Shipping Containers: 1

SHIPMENT

Method of Delivery: Commercial Carrier **Tracking Number:** 798355564751
COC Forms: **Shipped with samples** **No Forms**

Cooler(s)/Box(es)

Cntr	Type	Tracking No.	Seal	Seal Condition	Container Condition	Temp C	Smps
1 of 1	Cooler	798355564751	Tape	Intact	Intact	1.2	22

Samples

Sample Labels: Sample labels agree with COC forms
 Discrepancies (see Sample Custody Corrective Action Form)

Container Seals: Tape Custody Seals Other Seals (See sample Log)
 Seals intact for each shipping container
 Seals broken (See sample log for impacted samples)

Condition of Samples: Sample containers intact
 Sample containers broken/leaking (See Custody Corrective Action Form)

Temperature upon receipt (°C): 1.2 Temperature Blank used Yes No
(Note: If temperature upon receipt differs from required conditions, see sample log comment field)

Samples Acidified: Yes No Unknown

Initial pH 5-9?: Yes No NA
If no, individual sample adjustments on the Auxiliary Sample Receipt Form

Total Residual Chlorine Present?: Yes No NA
If yes, individual sample adjustments on the Auxiliary Sample Receipt Form

Head Space <1% in samples for water VOC analysis: Yes No NA
Individual sample deviations noted on sample log

Samples Containers:

Samples returned in PC-grade jars: Yes No Unknown /Lot No.: Unknown

Storage Location: Chem North: Freezer - F0002 (Walk-in) **BDO IDs Assigned:** Q1677 - Q1698

Samples logged in by: Brackett, Roxanne **Date/Time:** 01/22/2008 12:00 AM

Approved By: _____ **Approved On:** _____

Authorized By: _____ **Authorized On:** _____

SAMPLE CUSTODY RECORD

(SOP#: MSL-A-001 & MSL-A-002)

Date: 1/21/2008



... Putting Technology To Work

Pacific Northwest Division
Marine Sciences Laboratory
1529 West Sequim Bay Road
Sequim, Washington 98382

Project Name: ENVVEST - 2008 Biota

Project Manager: J. Brandenberger

Phone Number: 360-681-4654

Shipment Method: Fedex Priority Overnight

Preservation: Frozen, on blue ice

Line	Field Sample ID	Collection Date/Time	Matrix	No. of Containers	Test Parameters					Laboratory ID	Battelle ID Observations/Comments
					PCBs	Lipids					
1	DF-WBWC-1		Tissue	1	X	X				2838-177	Q1692
2	DF-WBWC-2		Tissue	1	X	X				2838-178	Q1693
3	DF-WBWC-3		Tissue	1	X	X				2838-179	Q1694
4	DF-WBWC-4		Tissue	1	X	X				2838-180	Q1695
5	DF-WBWC-5		Tissue	1	X	X				2838-181	Q1696
6	DF-WBWC-6		Tissue	1	X	X				2838-182	Q1697
7	DF-SWC-4		Tissue	1	X	X				2838-183	Q1698
8	--End of List--										
9											
10											
11											
12											
13											
14											
15											22 Containers total

Relinquished By:	Company: <u>MSL</u>
<u>C. Suslick</u> Signature/Printed Name	<u>1/21/08 1500</u> Date/Time

Received By:	Company: <u>BDO</u>
<u>Jeanne Seyfert / Keannne Seyfert</u> Signature/Printed Name	<u>1-22-08 10:30</u> Date/Time

Relinquished By:	Company:
Signature/Printed Name	Date/Time

Received By:	Company:
Signature/Printed Name	Date/Time

SAMPLE CUSTODY RECORD

(SOP#: MSL-A-001 & MSL-A-002)

Date: 1/21/2008



... Putting Technology To Work

Pacific Northwest Division
Marine Sciences Laboratory
1529 West Sequim Bay Road
Sequim, Washington 98382

Project Name: ENVVEST - 2008 Biota

Project Manager: J. Brandenberger

Phone Number: 360-681-4654

Shipment Method: Fedex Priority Overnight

Preservation: Frozen, on blue ice

Line	Field Sample ID	Collection Date/Time	Matrix	No. of Containers	Test Parameters					Laboratory ID	Observations/Comments
					PCBs	Lipids					
1	DF-EM-1	9/18/2007	Tissue	1	X	X				2838-126	
2	DF-EM-2	9/18/2007	Tissue	1	X	X				2838-127	
3	DF-EM-4	9/18/2007	Tissue	1	X	X				2838-129	
4	DF-EM-6	9/18/2007	Tissue	1	X	X				2838-131	
5	DF-LV-1	9/18/2007	Tissue	1	X	X				2838-132	
6	DF-LV-2	9/18/2007	Tissue	1	X	X				2838-133	
7	DF-LV-4	9/18/2007	Tissue	1	X	X				2838-135	
8	DF-LV-6	9/18/2007	Tissue	1	X	X				2838-137	
9	DF-DIG-1	9/18/2007	Tissue	1	X	X				2838-138	
10	DF-DIG-2	9/18/2007	Tissue	1	X	X				2838-139	
11	DF-DIG-4	9/18/2007	Tissue	1	X	X				2838-141	
12	DF-DIG-6	9/18/2007	Tissue	1	X	X				2838-143	
13	DF-SWC-1	9/18/2007	Tissue	1	X	X				2838-174	
14	DF-SWC-2	9/18/2007	Tissue	1	X	X				2838-175	
15	DF-SWC-6	9/18/2007	Tissue	1	X	X				2838-176	

Relinquished By:	Company: <u>MSL</u>
<u>C. Suslick</u>	<u>1/21/08 1500</u>
Signature/Printed Name	Date/Time

Received By:	Company: _____
_____	_____
Signature/Printed Name	Date/Time

Relinquished By:	Company: _____
_____	_____
Signature/Printed Name	Date/Time

Received By:	Company: _____
_____	_____
Signature/Printed Name	Date/Time

SAMPLE CUSTODY RECORD

(SOP#: MSL-A-001 & MSL-A-002)

Date: 1/21/2008



... Putting Technology To Work
 Pacific Northwest Division
 Marine Sciences Laboratory
 1529 West Sequim Bay Road
 Sequim, Washington 98382

Project Name: ENVVEST - 2008 Biota

Project Manager: J. Brandenberger

Phone Number: 360-681-4654

Shipment Method: Fedex Priority Overnight

Preservation: Frozen, on blue ice

Line	Field Sample ID	Collection Date/Time	Matrix	No. of Containers	Test Parameters					Laboratory ID	Observations/Comments
					PCBs	Lipids					
1	DF-WBWC-1	9/18/2007	Tissue	1	X	X				2838-177	
2	DF-WBWC-2	9/18/2007	Tissue	1	X	X				2838-178	
3	DF-WBWC-3	9/18/2007	Tissue	1	X	X				2838-179	
4	DF-WBWC-4	9/18/2007	Tissue	1	X	X				2838-180	
5	DF-WBWC-5	9/18/2007	Tissue	1	X	X				2838-181	
6	DF-WBWC-6	9/18/2007	Tissue	1	X	X				2838-182	
7	DF-SWC-4	9/18/2007	Tissue	1	X	X				2838-183	
8	--End of List--										
9											
10											
11											
12											
13											
14											
15											22 Containers total

Relinquished By: _____	Company: <u>MSL</u>
<u>C. Suslick</u>	<u>1/21/08 1500</u>
Signature/Printed Name	Date/Time

Received By: _____	Company: _____
_____	_____
Signature/Printed Name	Date/Time

Relinquished By: _____	Company: _____
_____	_____
Signature/Printed Name	Date/Time

Received By: _____	Company: _____
_____	_____
Signature/Printed Name	Date/Time

SAMPLE CUSTODY RECORD

(SOP#: MSL-A-001 & MSL-A-002)

Date: 1/21/2008



... Putting Technology To Work
 Pacific Northwest Division
 Marine Sciences Laboratory
 1529 West Sequim Bay Road
 Sequim, Washington 98382

Project Name: ENVVEST - 2008 Biota

Project Manager: J. Brandenberger

Phone Number: 360-681-4654

Shipment Method: Fedex Priority Overnight

Preservation: Frozen, on blue ice

Line	Field Sample ID	Collection Date/Time	Matrix	No. of Containers	Test Parameters					Laboratory ID	Battelle ID Observations/Comments
					PCBs	Lipids					
1	DF-EM-1		Tissue	1	X	X				2838-126	Q1677
2	DF-EM-2		Tissue	1	X	X				2838-127	Q1678
3	DF-EM-4		Tissue	1	X	X				2838-129	Q1679
4	DF-EM-6		Tissue	1	X	X				2838-131	Q1680
5	DF-LV-1		Tissue	1	X	X				2838-132	Q1681
6	DF-LV-2		Tissue	1	X	X				2838-133	Q1682
7	DF-LV-4		Tissue	1	X	X				2838-135	Q1683
8	DF-LV-6		Tissue	1	X	X				2838-137	Q1684
9	DF-DIG-1		Tissue	1	X	X				2838-138	Q1685
10	DF-DIG-2		Tissue	1	X	X				2838-139	Q1686
11	DF-DIG-4		Tissue	1	X	X				2838-141	Q1687
12	DF-DIG-6		Tissue	1	X	X				2838-143	Q1688
13	DF-SWC-1		Tissue	1	X	X				2838-174	Q1689
14	DF-SWC-2		Tissue	1	X	X				2838-175	Q1690
15	DF-SWC-6		Tissue	1	X	X				2838-176	Q1691

Relinquished By: _____ Company: MSL
 C. Suslick *C. Suslick* _____ 1/21/08 1500
 Signature/Printed Name Date/Time

Received By: _____ Company: BDO
Jeanine Seyfert 1-22-08 10:30
 Signature/Printed Name Date/Time

Relinquished By: _____ Company: _____

 Signature/Printed Name Date/Time

Received By: _____ Company: _____

 Signature/Printed Name Date/Time

Sample Receipt Form Details

Approved: Authorized:

Project Number: G006010 **Client:** Sinclair and Dyes (ENVEST - 2008 Biota)

Received by: Brackett, Roxanne **Date/Time Received:** Tuesday, January 22, 2008 12:00 AM

No. of Shipping Containers: 1

BDO Id:	Client Sample ID:	Collection Date:	Login Date:	Ctrs:	Matrix:	Temp:	pH:	TRC:	VOC:	Stored In:	Loc:	No:	Comments:
Q1677	DF-EM-1		01/23/08 11:45	1		1.2	NA	NA	NA	F0002 (Walk-in)			
Q1678	DF-EM-2		01/23/08 11:45	1		1.2	NA	NA	NA	F0002 (Walk-in)			
Q1679	DF-EM-4		01/23/08 11:45	1		1.2	NA	NA	NA	F0002 (Walk-in)			
Q1680	DF-EM-6		01/23/08 11:46	1		1.2	NA	NA	NA	F0002 (Walk-in)			
Q1681	DF-LV-1		01/23/08 11:46	1		1.2	NA	NA	NA	F0002 (Walk-in)			
Q1682	DF-LV-2		01/23/08 11:46	1		1.2	NA	NA	NA	F0002 (Walk-in)			
Q1683	DF-LV-4		01/23/08 11:46	1		1.2	NA	NA	NA	F0002 (Walk-in)			
Q1684	DF-LV-6		01/23/08 11:46	1		1.2	NA	NA	NA	F0002 (Walk-in)			
Q1685	DF-DIG-1		01/23/08 11:46	1		1.2	NA	NA	NA	F0002 (Walk-in)			
Q1686	DF-DIG-2		01/23/08 11:47	1		1.2	NA	NA	NA	F0002 (Walk-in)			
Q1687	DF-DIG-4		01/23/08 11:47	1		1.2	NA	NA	NA	F0002 (Walk-in)			
Q1688	DF-DIG-6		01/23/08 11:47	1		1.2	NA	NA	NA	F0002 (Walk-in)			
Q1689	DF-SWC-1		01/23/08 11:48	1		1.2	NA	NA	NA	F0002 (Walk-in)			
Q1690	DF-SWC-2		01/23/08 11:48	1		1.2	NA	NA	NA	F0002 (Walk-in)			
Q1691	DF-SWC-6		01/23/08 11:48	1		1.2	NA	NA	NA	F0002 (Walk-in)			
Q1692	DF-WBWC-1		01/23/08 11:49	1		1.2	NA	NA	NA	F0002 (Walk-in)			
Q1693	DF-WBWC-2		01/23/08 11:49	1		1.2	NA	NA	NA	F0002 (Walk-in)			
Q1694	DF-WBWC-3		01/23/08 11:49	1		1.2	NA	NA	NA	F0002 (Walk-in)			
Q1695	DF-WBWC-4		01/23/08 11:49	1		1.2	NA	NA	NA	F0002 (Walk-in)			
Q1696	DF-WBWC-5		01/23/08 11:49	1		1.2	NA	NA	NA	F0002 (Walk-in)			
Q1697	DF-WBWC-6		01/23/08 11:49	1		1.2	NA	NA	NA	F0002 (Walk-in)			
Q1698	DF-SWC-4		01/23/08 11:50	1		1.2	NA	NA	NA	F0002 (Walk-in)			

Total Samples: 22

References

References

- Benstead, J. P., J. G. March, B. Fry, K. C. Ewel and C. M. Pringle (2006). "Testing isosource: Stable isotope analysis of a tropical fishery with diverse organic matter sources." *Ecology* **87**(2): 326-333.
- Brandenberger, J.M. C. Suslick, C., and R.K. Johnston. 2003. Sinclair and Dyes Inlet TMDL Study: Biological Sampling and Analysis for Metals and PCBs. Pacific Northwest National Laboratory Data Report 43043.
- Brandenberger, J.M. C.R. Suslick, C., and R.K. Johnston. 2006. Biological Sampling and Analysis in Sinclair and Dyes Inlets, Washington: Chemical Analyses for 2005 Puget Sound Biota Study. Pacific Northwest National Laboratory Report PNNL-15834.
- Brandes, J. A. a. A. H. D. (1997). "Isotopic fractionation of oxygen and nitrogen in coastal marine sediments." *Geochim. Cosmochim. Acta* **61**: 1793-1801.
- Ecology (Washington State Department of Ecology) 1998. Final 1998 Section 303(d) List -WRIA 15: Kitsap Watershed. Available online: http://www.ecy.wa.gov/programs/wq/303d/1998/1998_by_wrias.html
- Fantle, M. S., A. I. Dittel, S. M. Schwalm, C. E. Epifanio and M. L. Fogel (1999). "A food web analysis of the juvenile blue crab, *Callinectes sapidus*, using stable isotopes in whole animals and individual amino acids." *Oecologia* **120**(3): 416-426.
- Fry, B. (1991). "Stable isotope diagrams of fresh-water food webs." *Ecology* **72**(6): 2293-2297.
- Johnston, R.K., J.M. Brandenberger, E.A. Crecelius, S. Steinert, M.H. Salazar, and S.M. Salazar. 2005. Biological Sampling and Analysis in Sinclair and Dyes Inlets, Washington 2005 Quality Assurance Project Plan. Prepared by Puget Sound Naval Shipyard & Intermediate Maintenance Facility Project ENVVEST.
- Johnston RK, DE Leisle, JM Brandenberger, SA Steinert, M Salazar, and SM Salazar. 2007. Contaminate Residues in Demersal Fish, Invertebrates, and Deployed Mussels in Selected Areas of The Puget Sound, WA . 2007 Georgia Basin Puget Sound Conference, Vancouver, BC, Canada on March 29, 2007. Manuscript published in proceedings PNNL-SA-55152.
- Steinert, S, R.K. Johnston, B.M. Davidson, M.H. Salazar, S.M. Salazar, and J.M. Brandenberger. 2006. *Monitoring DNA Damage in Caged Mussels Deployed in Sinclair and Dyes Inlets, Puget Sound, Washington*. PNNL-SA-50128. Presented at the 2006 Annual Pacific Northwest Society of Environmental Toxicology and Chemistry (SETAC) North America 27th Annual Meeting, 5-7 November, Montreal, Quebec, Canada.
- Salazar MH, SM Salazar, RK Johnston, B Davidson, SA Steinert, and JM Brandenberger. 2006. "Using Caged Mussels to Characterize Exposure and Effects Over Small Spatial Scales in Sinclair/Dyes Inlet, WA." Presented at PNW-SETAC 15th Annual Meeting, Port Townsend, WA. PNNL-SA-48869.
- WDFW (Washington State Department of Fish and Wildlife). 2003. Washington State Department of Fish and Wildlife. Available online: <http://www.wdfw.wa.gov/fish/psamp/index.htm>