



LAWRENCE  
LIVERMORE  
NATIONAL  
LABORATORY

# Transition energy correlations in the three-body continuum of Borromean halo nuclei

B.V. Danilin, J.S. Vaagen, T. Rogde, S.N. Ershov,  
I.J. Thompson, M.V. Zhukov

June 6, 2007

Physical Review C

## **Disclaimer**

---

This document was prepared as an account of work sponsored by an agency of the United States Government. Neither the United States Government nor the University of California nor any of their employees, makes any warranty, express or implied, or assumes any legal liability or responsibility for the accuracy, completeness, or usefulness of any information, apparatus, product, or process disclosed, or represents that its use would not infringe privately owned rights. Reference herein to any specific commercial product, process, or service by trade name, trademark, manufacturer, or otherwise, does not necessarily constitute or imply its endorsement, recommendation, or favoring by the United States Government or the University of California. The views and opinions of authors expressed herein do not necessarily state or reflect those of the United States Government or the University of California, and shall not be used for advertising or product endorsement purposes.

### III. Transition energy correlations in the three-body continuum of Borromean halo nuclei

B.V. Danilin,<sup>1,\*</sup> J.S. Vaagen,<sup>1</sup> T. Rogde,<sup>1</sup>  
S.N. Ershov,<sup>1,†</sup> I.J. Thompson,<sup>2,3</sup> and M.V. Zhukov<sup>4</sup>

<sup>1</sup>*Department of Physics and Technology, University of Bergen, Norway*

<sup>2</sup>*Physics Department, University of Surrey, Guildford, Surrey, GU2 7XH, U.K.*

<sup>3</sup>*Lawrence Livermore National Laboratory,*

*PO Box 808, L-414, Livermore CA 94551, U.S.A.*

<sup>4</sup>*Fundamental Physics, Chalmers University of Technology, S-41296 Göteborg, Sweden*

**RNBT collaboration**

(Dated: May 29, 2007)

Energy correlations in transitions from the bound state to the three-body continuum of Borromean halo nuclei are considered. A core+n+n three-body cluster model which reproduces experimentally known properties of  ${}^6\text{He}$  and  ${}^{11}\text{Li}$  has been used to study low-lying resonances and soft modes. The analysis of the correlated responses in  ${}^6\text{He}$  shows that in the case of the narrow three-body  $2_1^+$  resonance the transition energy correlations are the same as in the intrinsic correlated structure in  $3 \rightarrow 3$  scattering. They differ significantly for wide  $2_2^+$ ,  $1_1^+$  resonances, and also for the soft dipole and monopole modes, where, due to the transition operators, the intertwining of the ground state and the three-body continuum plays a significant role.

PACS numbers: 21.45.+v, 24.10.-i, 24.30.Gd, 27.20.+n

Keywords: Neutron halo; Response functions; 3-body energy correlations;  ${}^6\text{He}$  resonances; soft dipole mode;

### I. INTRODUCTION

This article continues a series of papers which investigates the three-body continuum and transition properties of Borromean halo nuclei, with particular reference to  ${}^6\text{He}$  as a case study. The earliest articles [1] examined simple transition responses, summed over all final states. More recently we have studied general features of the spatial two-dimensional densities [2] and intrinsic energy correlations in  $3 \rightarrow 3$  scattering [3], again exemplified by the continuum of  ${}^6\text{He}$ . Three-body core+n+n dynamics and the Schrödinger three-body equation, solved within the method of hyperspherical harmonics (HH) (see Refs. [1–5]), were used consistently for both bound and continuum states. For  ${}^6\text{He}$  a ‘realistic’  $\alpha n$  interaction [1, 4] with purely repulsive  $s$ -wave component and the GPT  $nn$  interaction [6] were used.

The three-body model has been successfully tested in calculations of bound and lowest excited states of the  $A=6$  nuclei [1, 4], for calculation of inelastic  ${}^6\text{He}(n,n')$  and charge-exchange  ${}^6\text{Li}(n,p)$  reactions to the  ${}^6\text{He}$  continuum [7, 8], and for the inelastic  ${}^{11}\text{Li}(p,p')$

---

\*Permanent address: Russian Research Center “The Kurchatov Institute”, 123182 Moscow, Russia

†Permanent address: Joint Institute for Nuclear Research, 141980 Dubna, Russia

reaction [9]. The continuum and ground state (GS) wave functions were more recently also used for studying elastic and inelastic break-up of  ${}^6\text{He}$  on  ${}^{12}\text{C}$  and  $\text{Pb}$  targets [10] under the kinematically complete conditions of GSI experiments [11]. Very recently [12], angular and energy correlations for  ${}^6\text{He}$  have been measured and compared with predictions of our model.

With one-step break-up reaction theories such as DWBA, applicable in the high energy regime, or the semiclassical EMD method, involving transitions from the GS to the three-body continuum, we have found the transition densities to be the decisive ingredient for the energy dependence of break-up cross-section. The particular reaction mechanism scales the transition amplitudes and slightly distorts the shape of the cross-section. The transition densities are also influenced by intertwined correlations where both the GS and the three-body continuum contribute.

For three-body nuclear Borromean systems we can never directly observe the intrinsic structure of the continuum since the  $3 \rightarrow 3$  nuclear scattering seems impossible to perform experimentally. In the molecular case this was, however, recently performed for caesium atoms in a trap [13]. Thus we have to deal with responses (in the simplest case an integrated and squared transition density), generated by transition operators from the GS, in which cases the GS acts as a filter. Also, in contrast to transitions from compact bound states, the range of impact parameters acceptable in  $3 \rightarrow 3$  scattering is limited by a maximal hypermoment  $K < \sqrt{2mE/\hbar^2} \langle \rho \rangle$  where  $E$  is the continuum energy,  $m$  the nucleon mass and  $\langle \rho^2 \rangle = (A_c+2)R_{A_c+2}^2 - A_c R_{A_c}^2$ . The  $\langle \rho^2 \rangle^{1/2}$  is the r.m.s. hyperradius of the bound state expressed via r.m.s radii of core ( $R_{A_c}$ ) and halo nucleus ( $R_{A_c+2}$ ) [14], and is also the three-body impact parameter in the  $3 \rightarrow 3$  scattering case [3].

The difference between the intrinsic structure of the continuum and responses is most dramatically seen if the binary interactions are set to zero for the continuum wave functions: this is the no-final-state-interaction (NoFSI) case often used for estimates. The continuum structure would then consist of plane waves antisymmetrised between the halo nucleons, with zero phase shifts, and there would never be any identifiable discrete continuum ‘states’ apart from the non-resonant and no-interacting continuum. Even in this case, there might be relatively narrow peaks in the continuum response from the GS, especially if long-range transition operators such as  $r$  or  $r^2$  are used. But it is clear that although such peaks reflect a time delay of excitation processes, they should never be identified as intrinsic continuum ‘states’ with widths and lifetimes. The correlations (or momentum distributions) in the GS can often resemble the narrow momentum distributions of fragments measured in break-up reactions (and they can even be peaked at low excitation energies), distributions which in reality are caused by low-lying resonances in the three-body continuum [8, 15].

In the current article, we analyse the transition energy correlations for the lowest  $J^\pi$  in the Borromean continuum when written as functions of the *energies* of the distinct Jacobi coordinates. We give an analysis of one- and two-dimensional transition energy correlations in the three-body problem, pointing out the simplest analytical properties, which can be revealed in kinematically complete experiment. This gives possibilities for discriminating experimental and/or theoretical ambiguities. In future work we will also discuss the angular/energy correlations in the  ${}^6\text{He}$  continuum. In all cases we use realistic potentials for the  ${}^6\text{He}$  case, and the Feshbach method [16] for reducing a basis up to hyperangular momentum  $K = 40$  (41), for three interacting bodies, to an active space of  $K \leq 10$  (11) for  $0^+$ ,  $2^+$ ,  $1^+$  and  $1^-$  respectively. The  $0^+$  state in  ${}^{11}\text{Li}$ , and the dipole nuclear response have obtained in our P2 model [9, 17].

## II. ENERGY CORRELATIONS IN TRANSITIONS TO THREE-BODY CONTINUUM

The three-body problem contains two extreme spatial scales for three interacting bodies. The first (a) is a short-range scale, with size about the sum of the radii of the binary interactions, and which produces a compact spatial structure such as a true three-body resonance. The most remarkable feature of a ‘true’ three-body resonance is that it exists in the configurations with the lowest hyperangular momenta, which corresponds to the three particles interacting while close to each other.

A second spatial scale (b) arises from the phenomenon of a long-range effective three-body interaction with range about the sum of the *scattering lengths* in the binary subsystems. This is responsible for the Efimov effect [18] and for spectral compression near the three-body threshold. In general (b) reflects the possibility of two interacting particles to ‘feel’ the presence of the third one at a distance up to the scattering length. When we deal with a Borromean halo, the neutron–neutron interaction with scattering length  $\sim 16$  fm is decisive for this effect (‘continuum pairing’). Additionally, in the  $^{11}\text{Li}$  case [19] the presence of an intruder virtual  $s$ -state in  $^{10}\text{Li}$  gives a large (but still not experimentally fully determined) scattering length, which contributes essentially to its unusually large matter radius.

Another possibility is that a large correlation distance could arise from a long-living binary resonance propagating to a large distance. In this case there is no concentration of wave function inside the region of interaction of all particles, but a long range spreading of correlations.

One can expect four main physical sources for amplification of transitions, partly in correspondence with possible amplification of cross-sections for  $3 \rightarrow 3$  scattering [3]:

- i) True three-body resonances, which are due to interaction of *all three* particles in the interior domain;
- ii) A long lived binary resonance in one of the constituent pairs;
- iii) The response of an extended system to long-range transition operators used to excite the continuum;
- iv) Resonances due to strong coupling between channels (CC resonance in a few channels) or a parametric resonance in quantum diffusion with complex coefficients [20, 21].

Resonance criteria are as in the two-body case: (A) concentration of the wave function in the interior region (except for barrier top and virtual-state cases), and (B) the existence and properties of any intrinsic resonant state should *not* depend on the excitation mechanism (electromagnetic, strong or weak interaction etc.) that produces it.

To study the three-body problem translationally invariant coordinates are used. After separation of the centre of mass motion, the intrinsic excitation properties can be displayed in two ‘binary’ Jacobi subsystems (any pair of particles and the relative motion of this pair relative to the third constituent). A way to gain insight into these degrees of freedom is to analyze their correlation properties.

In Appendices of refs. [2] and [3] we summarised the Jacobi spatial  $\mathbf{x}$ ,  $\mathbf{y}$  and relative momentum coordinates  $\mathbf{k}_x$ ,  $\mathbf{k}_y$  necessary to describe the bound and scattering states of three-body systems, consisting of a spinless core and two halo nucleons. We henceforth use the same notations for our three-body wave functions and all variables.

### A. Defining Energy Correlations

We start from the simplest (but very important) characteristics such the angular-averaged energy correlations. From the theoretical point of view, it is convenient to use Jacobi coordinates to describe internal excitations of the system i.e. a coordinate for the relative motion between two particles (distance  $\mathbf{x}_i$ , conjugate momentum  $\mathbf{k}_{xi}$ , energy  $\epsilon_{x_i} = \hbar^2 k_{x_i}^2 / 2m$ ) and another between the c.m. of these particles and the third one ( $\mathbf{y}_i, \mathbf{k}_{yi}, \epsilon_{y_i}$ ). In both cases the Jacobi coordinates are related to the physical distances by appropriate mass scaling. From three Jacobian systems  $\{i\}$  we will only use two because of the identity of the two halo neutrons. In one Jacobi system (**T**) we use the neutron–neutron relative motion energy  $E_{nn} = \epsilon_{x_i}$  and the energy between the core (C) and the c.m. of the halo neutrons  $E_{(nn)-C} = \epsilon_{y_i}$ . In the other Jacobi system (**Y**) we examine the neutron-core relative motion energy  $E_{Cn} = \epsilon_{x_j}$  and the energy between the c.m. of core-neutron and the second neutron  $E_{(Cn)-n} = \epsilon_{y_j}$ . The total continuum energy  $E_\kappa$  and the three-body phase space  $\sqrt{\epsilon_x \epsilon_y} d\epsilon_x d\epsilon_y$  are invariant with respect to the choice of binary partition ( $E = \epsilon_x + \epsilon_y = E_{nn} + E_{(nn)-C} = E_{Cn} + E_{(Cn)-n}$  and  $k_x^2 dk_x k_y^2 dk_y = 2(\mu_x \mu_y)^{3/2} \sqrt{\epsilon_x \epsilon_y} d\epsilon_x d\epsilon_y$  with  $\mu_x, \mu_y$  being reduced Jacobi masses).

In practice all possible information about the 3-body continuum structure is extracted from nuclear reactions, where however the interplay of reaction mechanism and the structure of initial and final states makes this task difficult. Only for situations at sufficiently high energy where we can assume one-step nuclear reactions, or reactions with well-defined mechanisms (e.g. electromagnetic), can we give reasonably simple connections between the nuclear structure and reaction observables. Thus the expression for the differential cross-section (Eq. (2.1) from [7]) for elastic break-up, contains the transition matrix element

$$T_{fi} = \langle \chi_0^{(-)}(\mathbf{k}_f) \Phi_0 \Psi^{(-)}(\mathbf{k}_x, \mathbf{k}_y) | \sum_{p,t} V_{pt} | \Psi_0 \Phi_0 \chi_0^{(+)}(\mathbf{k}_i) \rangle. \quad (1)$$

In this matrix element the product of the internal target wave function  $\Phi_0$  with distorted waves  $\chi_0^+$  and  $\chi_0^-$  corresponding to relative motion in the initial and final channels is folded with the transition matrix element between GS and three-body continuum of the Borromean projectile  $\langle \Psi^{(-)}(\mathbf{k}_x, \mathbf{k}_y) | \sum_{p,t} V_{pt} | \Psi_0 \rangle$ . The  $V_{pt}$ , the interaction between projectile and target nucleons, is thus integrated over the distorted waves and the internal target wave function  $\Phi_0$ . After integration over scattering angle of the full CM motion we obtain an approximately factorised expression for the differential cross-section for fragmentation in the centre of mass of the projectile:

$$d^6 \sigma \sim \sum_{J_f, j, l, s} F(E_i, E_f)_{J_f} \cdot dB^{J_f}(jls) d^3 k_x d^3 k_y. \quad (2)$$

This factorisation follows because  $\sum V_{pt}$  is composed of effective nucleon–nucleon short-range nuclear interactions  $V_{pt}$  between projectile ( $p$ ) and target ( $t$ ) nucleons, which for small excitation energies can be treated as being approximately of zero-range. The Coulomb long range pair interaction is however also contained. The reaction dynamics is mainly determined by the transferred total angular momentum  $j$ , orbital angular momentum  $l$ , spin  $s$  and transferred (linear) momentum. The functions  $F(E_i, E_f)$  in the above equation are smooth functions of excitation energy  $E$  in the limit of  $E_i, E_f \gg E$ , when a one-step process dominates.

The double differential correlated response, after integrating over the 4-dimensional angular part of the momenta of the scattered particles, and averaging over the initial

$M$ -states and summing over final states (we omit spin variables for simplicity), becomes

$$\frac{d^2 B^{J_f}(jls)}{d\epsilon_x d\epsilon_y} \propto \sqrt{\epsilon_x \epsilon_y} \int |\langle J_f \pi_f | \hat{T}_{lsj\tau}(r) | J_i \pi_i \rangle|^2 d^3 r d\hat{\mathbf{k}}_x d\hat{\mathbf{k}}_y . \quad (3)$$

The bracket  $\langle \rangle$  designates integration over internal coordinates and summation over spins, and  $r$  corresponds to the external field (see below) exciting the projectile. This expression includes the cases of long-range electromagnetic and short-range nuclear correlated responses. The zero-range nuclear transition operators  $T_{lsjm_j\tau}^{\mathcal{T}}$  and Coulomb multipole operators  $T_{lm}^{\mathcal{E}}$  for point-like particles, referred to the projectile centre of mass, are given by

$$\hat{T}_{lm}^{\mathcal{E}}(r) = \sum_{i=1}^3 z_i \frac{\delta(r - r_i)}{r_i^2} r_i^l Y_{lm}(\hat{r}_i) \quad (l > 0) \quad (4)$$

and

$$\hat{T}_{lsjm_j\tau}^{\mathcal{T}}(r) = v_0 \sum_{i=1}^3 \frac{\delta(r - r_i)}{r_i^2} [Y_l(\hat{r}_i) \otimes \sigma_s(i)]_{jm_j} t_{\tau}(i) . \quad (5)$$

Here  $z_i = eZ_i$  are the electric charges and  $v_0$  is the strength of the external field. Inelastic and charge-exchange reactions correspond to isospin transitions  $\mathcal{T} = 0$  and 1, respectively.

In the generic one-step transition amplitude (transition density for nuclear operator with  $v_0 = 1$ )

$$T_{fi}(r) = \sum_{J_f, j, l, s} \langle J_f \pi_f | \hat{T}_{lsj\tau}^{\mathcal{T}} | J_i \pi_i \rangle, \quad (6)$$

we really should use a full final state wave function, and not the asymptotic form as in [3], as this wave function includes the intrinsic properties of the continuum. One alternative to the solution of differential equations is the more transparent solution of a Lippmann-Schwinger integral equation where the sum of a plane wave and of the scattered (hyper)spherical wave is a solution in the whole space. Therefore, in breakup type reactions the correlated response of eq. (3) should contain three terms: the ‘‘no final state interaction (NoFSI)’’ term, the FSI term and the interference term. To extract conclusions about three-body properties, in particular about binary subsystems, we should inspect both the ‘NoFSI’ (as these often resemble GS energy/momentum correlations) as well as the FSI transitions, where the intrinsic properties of continuum are intertwined with the GS correlations and where some of the observables are influenced by the range of the transition operator.

It should be noted here that it is enough to calculate the transition amplitude in one Jacobi system, the most suitable for antisymmetrization. Amplitudes in other systems can then be obtained by kinematic rotations [22].

Generally, for a ‘true’ three-body resonance with given  $J^{\pi}$ , the  $3 \rightarrow 3$  scattering amplitude has the analytic property [23]

$$A^J(E, \Omega_5^{\rho}, \Omega_5^{\kappa}) \propto \frac{A^J(\Omega_5^{\rho}, \Omega_5^{\kappa})}{E - (E_0 - i\Gamma_T/2)}, \quad (7)$$

where  $E$  is total energy calculated from three-body threshold, and  $E_0$  and  $\Gamma_T$  are the position and width of the resonance. This agrees with the resonant factorisation of the wave functions in the interior region, pointed out in our previous article [2], and therefore the transition amplitude will have the same resonant property.

In the  $i$ -th Jacobi system and for small  $(\epsilon_{xi}, \epsilon_{yi})$ , the behavior of the correlation function is defined by the phase volume  $\sim \sqrt{\epsilon_{xi}\epsilon_{yi}}$  and the lowest partial angular momenta  $l_x, l_y$  of the state  $J^\pi$  via kinematical multipliers  $\epsilon_{xi}^{l_x}\epsilon_{yi}^{l_y}$  in the product of the hyperangular parts of the hyperspherical functions,  $\psi_K^{l_x l_y}(\alpha_i)\psi_{K'}^{l_x l_y}(\alpha_i)$ , ( $\sin^2 \alpha_i = \epsilon_{xi}/E$ ). The HH has the structure  $\psi_K^{l_x l_y}(\alpha_i) \simeq (\sin \alpha)^{l_x}(\cos \alpha)^{l_y} P_{(K-l_x-l_y)/2}^{l_x+1/2, l_y+1/2}(\cos 2\alpha)$ , where  $P_n^{a,b}$  are Jacobi polynomials similar to Legendre polynomials  $P_n^a$  in the spherical harmonics case.

For Borromean nuclei, represented as core+n+n the correlation function in the  $\mathbf{Y}$  coordinate system with  $\epsilon_{xi} = E_{Cn}$  and  $\epsilon_{yi} = E_{(Cn)-n}$ , should be almost symmetrical about the hyperangle  $\alpha_Y \sim 45^\circ$  because of the antisymmetrization between the halo nucleons, and with a deviation that depends on the ratio of the reduced masses for  $x$  and  $y$  motion. The deviation from this symmetry is a recoil effect, which disappears in the limit of an infinitely heavy core.

Integrating over  $\epsilon_{xi}$  or  $\epsilon_{yi}$ , we obtain the binary energy correlations, which are subject for various conclusions in discussions of experimental data.

In Sect. III we discuss the two kinds – NoFSI and FSI of nuclear type energy correlations in  ${}^6\text{He}$ . Here we continue with some general features.

## B. Energy correlations for NoFSI

If we use a (halo neutron) antisymmetrized three-body plane wave [1] as the final state, expression (3) for the correlated response gives the GS energy (momentum) correlations for the  $T_{000}$  transition operator, a Fourier-like transform, and this is often used for Serber-type reaction mechanisms. Generally this reflects the uncertainty principle and might reveal the spatial correlated structure of the GS (or GS momentum correlations).

Higher transition multipoles also serve for calculating ‘NoFSI’ nuclear break-up reaction cross-sections with a zero-range nuclear perturbation (5). They reflect only the GS peripheral correlations and are treated as reference for the case when the FSI is switched on.

## C. FSI energy correlations

We will focus on the low excitation energy break-up of halo nuclei, which only involves a moderately large number of final partial wave states. A general expression which can be derived from general considerations [7] and which exhibits the main features of the correlation function (3) with definite  $J_f$ , is

$$\frac{d^2\sigma(3)}{d\epsilon_{xi}d\epsilon_{yi}} \propto \sum_{l_x, l_y} (\epsilon_{xi}/E)^{l_x} (\epsilon_{yi}/E)^{l_y} \sqrt{\epsilon_{xi}\epsilon_{yi}} \left| \sum_{K, K'} R_{K l_x l_y} R_{K' l_x l_y} C_{K, K', l_x, l_y}^{J_f}(\epsilon_{xi}/E, \epsilon_{yi}/E) \right|^2 \quad (8)$$

This expression involves incoherent summation over  $l_x$  and  $l_y$  after integration over angles of the  $\mathbf{k}_x, \mathbf{k}_y$  momenta. We have to underline the behavior of the cross-section at small  $\epsilon_{xi}/E, \epsilon_{yi}/E$ , and have especially extracted the dependence on  $(\epsilon_{xi}/E)^{l_x}(\epsilon_{yi}/E)^{l_y}$  to a polynomial factor  $C_{K, K', l_x, l_y}^{J_f}(\epsilon_{xi}/E, \epsilon_{yi}/E)$  which is nearly a constant. The factors  $R_{K l_x l_y} R_{K' l_x l_y}$  contain spin-angular parts of the reduced matrix element and hyperradial integrals. Such factorization follows from the multiplicative structure of the hyperangular part

$$\psi_K^{l_x l_y}(\alpha_\kappa) = N_K^{l_x l_y} (\sin \alpha_\kappa)^{l_x} (\cos \alpha_\kappa)^{l_y} P_{(K-l_x-l_y)/2}^{l_x+1/2, l_y+1/2}(\cos 2\alpha_\kappa) \quad (9)$$



of the hyperspherical harmonic  $Y_{K\gamma}(\Omega_5^\kappa)$ , where  $\gamma = (l_x, l_y, L)$  denotes Jacobi orbital and total orbital angular momenta, and which depends on momentum angles  $\Omega_5^\kappa$  in hyperspherical coordinates [2, 3]. The hyperangle  $\alpha_\kappa$  is defined by the relations  $\varepsilon_x = E \sin^2 \alpha_\kappa$ ;  $\varepsilon_y = E \cos^2 \alpha_\kappa$

The hyperradial matrix elements  $R_{Kl_x l_y}(E)$ , which in the case of  $3 \rightarrow 3$  scattering are regular at  $E \rightarrow 0$ , decay in low inverse powers of  $E$  at high energy. The kinematic singularity  $\kappa^{-5/2}$  in the scattering wave function [3], where  $\kappa \propto \sqrt{E}$ , is compensated by the  $\kappa^{K+5/2}$  dependence of its regular part..

*Energy correlations for a narrow three-body resonance.* The similarity of the energy dependence in the analytical structure of the amplitude of a 3-body resonance wave function in the internal region [2] and the scattering amplitude (7), which characterizes the asymptotic behavior, implies that expressions for the correlation functions will be similar to intrinsic correlations [3] in the vicinity of the resonance ridge  $E_0 = \varepsilon_{xi} + \varepsilon_{yj}$ . The profile of the ridge could however vary because, in the transition matrix element, the GS plays the role of an angular-spin filter for different partial components.

For qualitative and semi-quantitative understanding we can apply the analytic properties of the transition amplitudes in the region of a true three-body resonance ( $E_0, \Gamma_T$ ). In order to have a reference case where analytical estimates are possible, the following approximation is useful: Inspired by the close analogy between partial wave expansions in the two-body and three-body problems, we consider, in first approximation, only the diagonal parts of the continuum wave function. In the interior region, (for given  $J^\pi$ ) the resonant three-body wave function takes the form given in [2] (neutron spins are not indicated explicitly and the kinematic singularity  $1/\kappa^{5/2}$  is included):

$$\psi(\rho, \Omega_5^\rho; E, \Omega_5^\kappa) \propto \frac{1}{(\kappa\rho)^{5/2}} \sum_{K,\gamma} G_{K\gamma}(E) \psi_{K\gamma}^R(\rho) Y_{K\gamma}(\Omega_5^\rho) Y_{K\gamma}(\Omega_5^\kappa), \quad (10)$$

with

$$|G_{K\gamma}(E)|^2 = \frac{\Gamma_{K\gamma}}{(E - E_0)^2 + \Gamma^2/4}. \quad (11)$$

The energy  $E_0$  is the position of the resonance,  $\Gamma_{K\gamma}$  its partial width, and  $\Gamma_T$  the total width while  $\psi_{K\gamma}^R(\rho)$  is the *energy-independent* form of the internal part of the resonant wave function. Eq. (11) shows that the dependence of a three-body resonance on  $E$  is of pole character typical for an ordinary Breit-Wigner resonance. In the case of a resonance near threshold, the component with minimal value  $K_0$  of the hypermoment dominates in the scattering wave function (10). Using this one-component ( $K_0$ ) expression for the continuum wave function in the transition matrix (1) leads to a factorized expression for the inelastic breakup cross section. The double differential cross-section (3) takes the form:

$$\begin{aligned} \frac{d^2\sigma}{d\varepsilon_x d\varepsilon_y} &\propto E^{-5/2} \sqrt{\varepsilon_x \varepsilon_y} \sum_{l_x l_y} |G_{K_0\gamma}(E)|^2 |\psi_{K_0}^{l_x l_y}(\alpha_\kappa)|^2 \\ &= \frac{\sqrt{\varepsilon_x \varepsilon_y} \sum_{l_x l_y} \Gamma_{K_0 l_x l_y} |\psi_{K_0}^{l_x l_y}(\alpha_\kappa)|^2}{E^{5/2} (\varepsilon_x + \varepsilon_y - E_0)^2 + \Gamma_T^2/4}. \end{aligned} \quad (12)$$

*Energy correlations for a three-body resonance near three-body threshold.* If the resonance is not so narrow i.e.  $\Gamma_T \sim E_0$ , the energy dependence of the ‘partial widths’  $\Gamma_{K_0 l_x l_y}$  and total width  $\Gamma_T$  has to be taken into account. In a simplest approximation,

both the three-body ‘partial width’ and the total width are defined with rather high accuracy [1] by

$$\Gamma = \int |\langle \Psi_c | V | \Psi_R \rangle|^2 \delta(E_R - E) d\rho_f = \sum_{K\gamma} \Gamma_{K\gamma} \quad (13)$$

where

$$\Gamma_{K\gamma} = \frac{m}{\hbar^2 \kappa} |i^K \sqrt{\kappa} \sum_{K'\gamma'} \int J_{K+2}(\kappa\rho) V_{K\gamma, K'\gamma'}(\rho) \chi_{K'\gamma'}^R(\rho) \sqrt{\rho} d\rho|^2, \quad (14)$$

where  $d\rho_f$  is three-body phase volume,  $\Psi_R$  and in the general formula are replaced by the unit-normalized internal part ( $\rho \leq R$ ) of the resonance hyperradial wave function  $\chi_{K'\gamma'}^R(\rho)$ , and where  $\Psi_c$  is a Bessel function from the three-body plane wave.

At low energy the width, as a function of energy, mainly depends on the three-body phase volume  $\sim E^2$  and the hypermoment  $K_0$  as  $\Gamma_{K_0 l_x l_y} \propto \Gamma_0 E^{2+K_0}$  for some constant  $\Gamma_0$ . For the state  $J^\pi$  with lowest  $K_0$  we obtain the form:

$$\frac{d^2\sigma}{d\varepsilon_x d\varepsilon_y} \propto \frac{\sqrt{\varepsilon_x \varepsilon_y} (\varepsilon_x + \varepsilon_y)^{-1/2+K_0}}{(\varepsilon_x + \varepsilon_y - E_0)^2 + \Gamma_0^2 (E/E_0)^4/4} \sum_{l_x, l_y} (\varepsilon_x/E)^{l_x} (\varepsilon_y/E)^{l_y}, \quad (15)$$

where a simple parameterization of the energy dependence is used for the total width:  $\Gamma = \Gamma_0 (E/E_0)^2$ . Integration of eq. (15) over hyperangle  $\alpha_\kappa$  using  $\varepsilon_x = E \sin^2 \alpha_\kappa$ ,  $\varepsilon_y = E \cos^2 \alpha_\kappa$  and  $d\varepsilon_x d\varepsilon_y = 2E dE \sin \alpha_\kappa \cos \alpha_\kappa d\alpha_\kappa$  gives an asymmetric resonance shape in the excitation function for the three-body decaying state:

$$\frac{d\sigma}{dE} \sim \frac{E^{1/2+K_0}}{(E - E_0)^2 + \frac{1}{4}\Gamma_0^2 (E/E_0)^4}. \quad (16)$$

Note that for shape (16), because of the proximity to the energy threshold, neither the position  $E_m$  of the maximum or its width  $\Gamma'$  correspond to the pure Breit-Wigner conditions of  $E_m = E_0$  and  $\Gamma' = \Gamma_0$ . It is possible to find  $E_m$  in (16) by equating the derivative of the right hand side to zero, but it is simpler to find the minimum of the denominator in (16), which gives almost the same result. Writing the denominator  $f(E)$  in a Taylor series around the minimum,  $f(E) = f(E_m) + f''(E_m)(E - E_m)^2/2$ , we find the relations  $E_m \leq E_0$  and  $\Gamma' = \sqrt{8f(E_m)/f''(E_m)} < E_0/2$  for any values of the parameters  $E_0$  and  $\Gamma_0$ .

As an example, we consider hypothetical monopole and dipole resonances. For a  $0^+$  state,  $K_0 = l_x = l_y = 0$  in both **T** and **Y** systems, and the cross sections (15) are symmetric for  $(\varepsilon_x, \varepsilon_y)$  permutations and are the same for both Jacobi systems. For  $1^-$  the hypermoment  $K_0 = 1$ , and the angular momenta  $(l_x, l_y)$  take the values  $(0, 1)$  and  $(1, 0)$ . Since the two halo neutrons are strongly attractive (repulsive) for  $s$ -wave ( $p$ -wave) motion, the component with  $(l_x, l_y) = (0, 1)$  is expected to dominate for dipole excitation in **T** and give a cross section asymmetric in  $(\varepsilon_x, \varepsilon_y)$ . In **Y** this cross section corresponds to motion with angular momenta  $(0, 1)$  and  $(1, 0)$  with approximately equal weights, and the shape of cross section (15) is close to symmetric.

From eq. (15) follows that the contour plot of the cross section  $\Phi(\varepsilon_x, \varepsilon_y) = d^2\sigma/d\varepsilon_x d\varepsilon_y$  has special patterns in the  $(\varepsilon_x, \varepsilon_y)$ -plane for **T** and **Y** in the presence of a three-body resonance. A quantitative tool, that can be useful for comparisons with the real cross sections, is the trajectory of the cross section ridge. This trajectory follows the curve

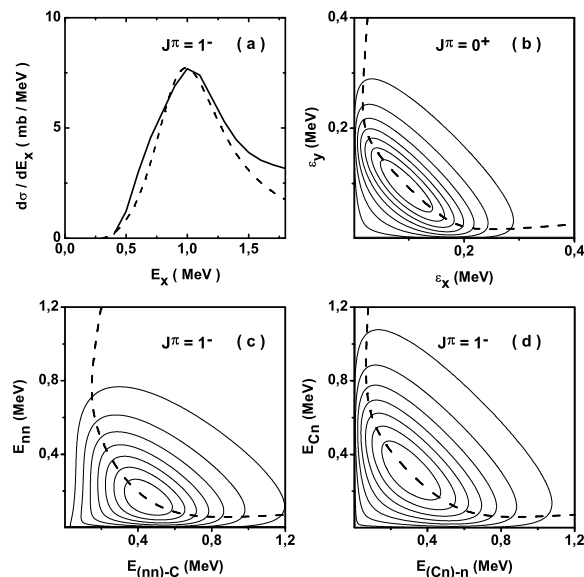


FIG. 1: a) The solid line shows the calculated theoretical spectrum of  $1^-$  excitations in  $^{11}\text{Li}$ . The dashed line is the approximation of this spectrum by a three-body resonance from eq. (16) with parameters  $E_0 = 1.2$  MeV and  $\Gamma_T = 4$  MeV. The cross section Eq. (15) is calculated for the  $0^+$  (b) and  $1^-$  ((c) in  $\mathbf{T}$  and (d) in  $\mathbf{Y}$  Jacobi system) resonances in  $^{11}\text{Li}$ . The dashed line shows the trajectory of the cross section maxima ridge.

$\varepsilon_y = \varepsilon_y(\varepsilon_x)$  which is defined by an extremum of the directional derivative of the function  $\Phi(\varepsilon_x, \varepsilon_y)$  in the  $(\varepsilon_x, \varepsilon_y)$ -plane. In the region where the cross section is not small, the trajectory can be well approximated by a solution of the simpler equation  $(d\Phi/d\varepsilon'_x)|_{\varepsilon'_y=\text{const}} = 0$ , which can be obtained by rotation by  $\pi/4$  of the initial coordinate system:  $\varepsilon'_x = (\varepsilon_x + \varepsilon_y)/\sqrt{2}$ ,  $\varepsilon'_y = (-\varepsilon_x + \varepsilon_y)/\sqrt{2}$ .

Fig. 1(b) shows the contour plot, obtained from eq. (15) with parameters  $E_0 = 0.25$  MeV and  $\Gamma_T = 0.3$  MeV corresponding to the  $0^+$  state in  $^{11}\text{Li}$ , and the trajectory of the ridge maxima. Figs. 1(c-d) show contour plots and ridges for the  $1^-$  state in the  $\mathbf{T}$  and  $\mathbf{Y}$  systems, respectively. The corresponding spectrum of the three-body resonance from the approximate formula (16) (dashed line in Fig. 1(a)) is fitted to the calculations (solid line) of the dipole nuclear response obtained in our P2 model [17]. Agreement of ridges in real cross sections with the ridges in Fig. 1 provides an opportunity to judge whether or not a peak in  $E$  is a ‘true’ three-body resonance.

Using in the following sections the examples of  $^6\text{He}$  we shall demonstrate the most important cases of three-body energy correlations:

- a) Energy correlations for narrow three-body resonances;
- b) Energy correlations for wide three-body resonances;
- c) Energy correlations for 3-body virtual-like excitations;

#### D. Binary energy correlations from narrow three-body resonances

The energy correlations between two particles with corresponding relative motion energy  $\varepsilon_x$ , or between the pair and the third particle with relative energy  $\varepsilon_y$ , can be obtained after integration of Eq. (8) over the unobserved energy  $\varepsilon_y$  ( $\varepsilon_x$ ). We wish to determine the

general effects on the binary Jacobian energy correlations of a possible low-lying three-body resonance with width  $\Gamma_T \ll E_0$ . Since the resonant denominator is a rapidly varying function we can fix the slowly-varying residual part to its value at the point close to the resonance position  $\epsilon_x + \epsilon_y = E_0$ , and move it outside the integral. For example, for correlations between particles and a narrow width of the three-body resonance, we will have

$$\frac{d\sigma(2)}{d\epsilon_x} \propto \sum_{l_x l_y} (\epsilon_x)^{l_x} (E_0 - \epsilon_x)^{l_y} \sqrt{\epsilon_x (E_0 - \epsilon_x)} \left| \sum_K C_{K, l_x, l_y}^J \right|^2 \int \frac{d\epsilon_{yi}}{(\epsilon_{xi} + \epsilon_{yi} - E_0)^2 + \Gamma_0^2/4} \quad (17)$$

The distribution over  $\epsilon_y$  is the same, after exchanging  $x$  and  $y$ . The integral is equal to  $(\pi - 2 \arctan(2(\epsilon_x - E)/\Gamma_0))/\Gamma_0$ , which is varying within the limits  $\pi/\Gamma_0$  and  $2\pi/\Gamma_0$ .

For  ${}^6\text{He}$ ,  ${}^{11}\text{Li}$  and other Borromean nuclei the natural parity states for the halo neutrons are  $J^\pi = 0^+, 1^-, 2^+$  and lowest Jacobian angular momenta should be considered. If  $l_x = l_y$  the distribution is symmetric about the maximum  $\epsilon_x = E_0/2$ , and has characteristic behavior  $\epsilon_x^{l_x+1/2}$  at the origin. For  $l_x \neq l_y$ , the maximum is located at  $\epsilon_x = (l_x+1/2)E_0/(l_x+l_y+1)$ . At low energy  $\epsilon_x$  the non-resonant continuum has just the same behaviour. The binary energy correlations for  ${}^6\text{He}$  will be discussed in more detail in the next section.

### III. ENERGY CORRELATIONS IN ${}^6\text{HE}$

A full range of methods, developed in previous papers to explore three-body continuum structure, has been applied to  ${}^6\text{He}$ , used as reference case for more complicated halo nuclei. In addition to the sharp  $2_1^+$  resonance at 0.8 MeV above the three-body threshold, a second  $2_2^+$  resonance was predicted at 2.1 MeV with width  $\Gamma \simeq 1.4$  MeV (a lower limit since the true width can not be defined because of strong asymmetry), a  $1^+$  resonance at  $E = 2$  MeV,  $\Gamma \cong 1.2$  MeV; and  $0^+$  excitation peaking at  $E = 1.6$  MeV with  $\Gamma = 1.5$  MeV. The nature of the so-called ‘‘soft dipole mode’’ suggested in [24], and responsible for an abnormally large EMD cross-section, still needs more clarification [25]. Various attempts [1, 26–34], based on the same cluster representation of  ${}^6\text{He}$ , have not given a definite answer concerning the existence of a dipole resonance state in  ${}^6\text{He}$ . The first experimental results, where the dipole response function of  ${}^6\text{He}$  in EMD was reconstructed [11], did not show the 1–2 MeV sharp peak in the dipole strength function obtained in some three-body approaches. Recently the experimental binary angular and energy correlations from fragmentation of  ${}^6\text{He}$  on Pb were published [12]. Our theoretical calculations [35] within the microscopic four-body distorted wave model describe well the experimental data for fragments correlations near breakup threshold but with increasing excitation energy of  ${}^6\text{He}$  some of the theoretical distributions deviate from experiment.

In early break-up experiments only the momentum distribution of one fragment, or binary correlations (angular, momenta or energy) were observed. As reference cases, the binary channels involving physically significant states, i.e. pronounced resonances or virtual states, are included in the analysis in part C of this section. Usually they correspond to the knock-out of one of the fragments leaving the other two interacting with small relative energy. In this case the final state wave function is factorized into a relative motion of the two interacting fragments and a nearly plane wave for the third fragment. In the  ${}^6\text{He}$  case there are two significant channels:  ${}^5\text{He}$  in the  $3/2^-$  resonant state and the virtual  ${}^1S_0$  state among the multitude of possible nn channel. At low excitation

energies these channels are coupled and the resulting correlations between fragments will be strongly influenced by channel interplay, leading to a continuum structure differing from a simple sum of binary resonances. Later we will discuss energy correlations: (A) in the GS, which corresponds to Serber model without final state interaction (NoFSI) for  $0^+$  as well as transitions to other states; and (B) for the transition energy correlations for reactions with full FSI for continuum states.

The part of the *nuclear transition operator* of Eq. (5), which acts on halo neutrons is used for illustration of correlated responses. The part of Eq. (5), acting on the core (which gives a vanishing cross-section by Eq. (2) in the limit of infinitely heavy core) as well as the Coulomb dipole operator give almost similar energy correlations.

In all cases we present three-body and two-body energy correlations, and for all combinations of Jacobi coordinate pairs. In Figs. (2, 3, 4) below, the lowest natural parity final states for  ${}^6\text{He}$  are included.

### A. NoFSI three-body energy correlations in ${}^6\text{He}$

NoFSI energy correlations are obtained by putting the antisymmetrized three-body plane wave from ref.[1] as final state into the expression for nuclear responses (5) for the transition amplitude.

The correlation plot for the monopole  $0^+$  continuum (upper row in Fig. 2) corresponds to the Serber model (NoFSI in continuum) and demonstrates an important property of the GS: the presence of spatial correlations from a ‘Pauli focusing’ effect [4, 36], which generates spatial ‘di-neutron’ and ‘cigar’ configurations, and correspondingly two peaks in the  $E_{nn} - E_{\alpha-(nn)}$   $\mathbf{T}$ -system correlation plot.

This clearly reflects the two-dimensional uncertainty principle: the peak at  $E_{nn} \sim 10$  MeV and small  $E_{\alpha-(nn)}$  is a consequence of the ‘di-neutron’ with small distance between the halo neutrons, while the peak at  $E_{nn} \sim 2$  MeV and large  $E_{\alpha-(nn)}$  is a consequence of the ‘cigar’ with large distance between the neutron pair.

The higher probability of the narrow core- $nn$  energy distribution should to some extent be seen in longitudinal and transverse momentum distributions from fragmentation experiments. The reduced probability of the peak with small  $nn$  relative energy, usually thought of as a virtual  $nn$  state, arises from the lower ‘cigar’ peak, where the neutrons have an extreme spatial separation. These correlations in the lab frame were studied in detail in ref. [37].

The NoFSI correlation plot for  $\alpha$ - $n$  and  $(\alpha n)$ - $n$  energies exhibits a  $p_{3/2}^2$  main bump at 5–6 MeV, and an  $s_{1/2}^2$  low energy enhancement at about 1–2 MeV, according to its small weight in the GS.

Both  $\mathbf{T}$  and  $\mathbf{Y}$  correlation plots demonstrate that physically the NoFSI ‘mechanism’ will give a decay with fast neutrons and a slow  $\alpha$ -particle. This mechanism gives narrow longitudinal and transverse momentum distributions of the core in fragmentation of  ${}^6\text{He}$ , but a too wide momentum distribution for the halo neutrons.

For larger multipolarities of the final states, the asymptotics in the classically forbidden region (halo) will play a greater role in the overlap integral Eq.(3) because of centrifugal screening of the internal part of the GS wave function in the transition integral.

The correlation plots for the dipole  $1^-$  mode (upper row in Fig. 3) have a remarkable feature: a very pronounced core-neutron  ${}^5\text{He}$  correlation at energy about 1 MeV in both  $\alpha$ - $n$  and  $(\alpha n)$ - $n$  systems, reflecting however the spatial extent of the GS (halo structure). The dipole mode has the best spatial overlap with the GS among the  $0^+$ ,  $1^-$  and  $2^+$  plane

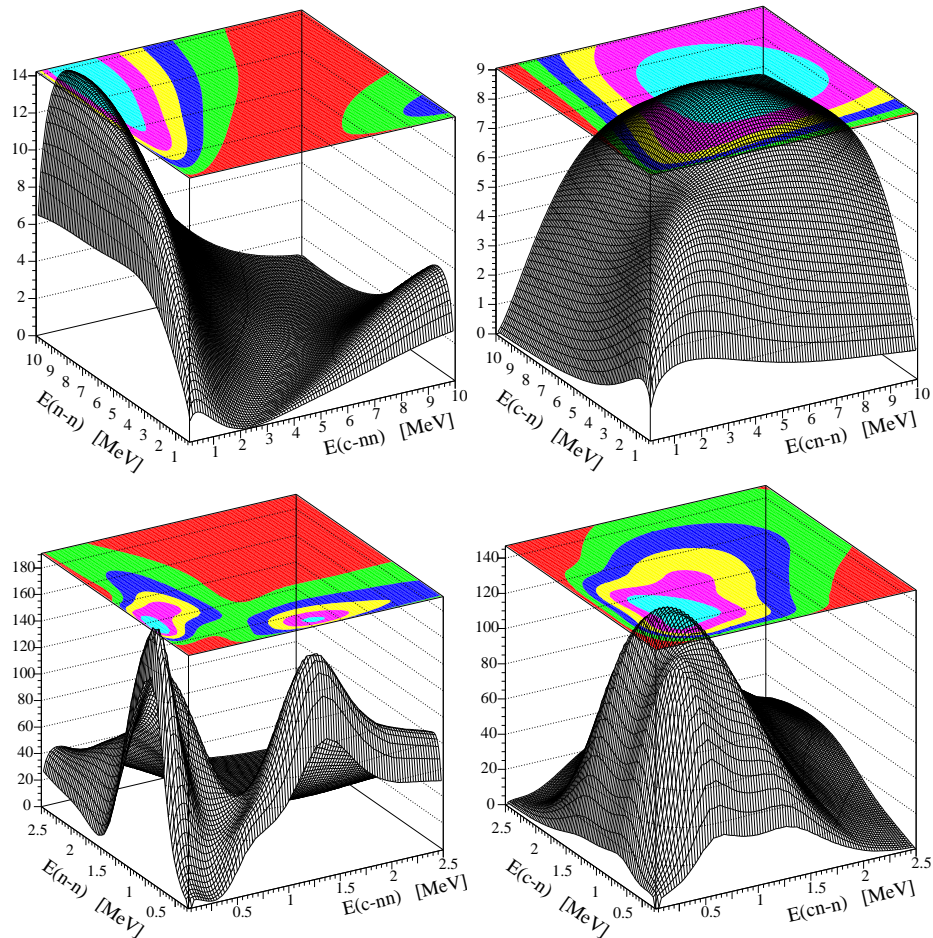


FIG. 2: (Color online) Energy correlation plot (arbitrary units) for  $0^+$  states: transition to antisymmetrized plane wave, i.e. NoFSI (upper row), with FSI (lower row). Left: in cluster  $\mathbf{T}$  Jacobi system, right: in ‘shell-model’  $\mathbf{Y}$  one. Note the different energy scales of upper and lower plots.

wave continuum states. This can imitate final state interactions, or indicate presence of a ‘ready made  ${}^5\text{He}$ ’ in the GS. In  $\mathbf{T}$  system the plot is quite similar to the monopole case with a slow  $\alpha$ -particle emerging also from cigar-like configuration. Both plots resemble the schematic two-body virtual state case (upper row in Fig.1) from ref.[3], but physically the reason is the specific structure of the GS, and not a resonance in continuum.

*The correlation plots for the quadrupole  $2^+$  mode* (upper row in Fig.4) have less pronounced core-neutron  ${}^5\text{He}$  correlation, but are peaked at energy about 1-2 MeV in both  $\alpha$ -n and  $(\alpha n)$ -n partitions. They also reflect the spatial extension of the GS, but the peak height is smaller than in the dipole case because of the centrifugal screening of the internal part of the GS mentioned above. In  $\mathbf{T}$  system there is a strong amplification of  $s$ -wave  $E_{nn}$  component which can be seen as a cut along the  $E_{c-nm}$  axis in the left upper panel.

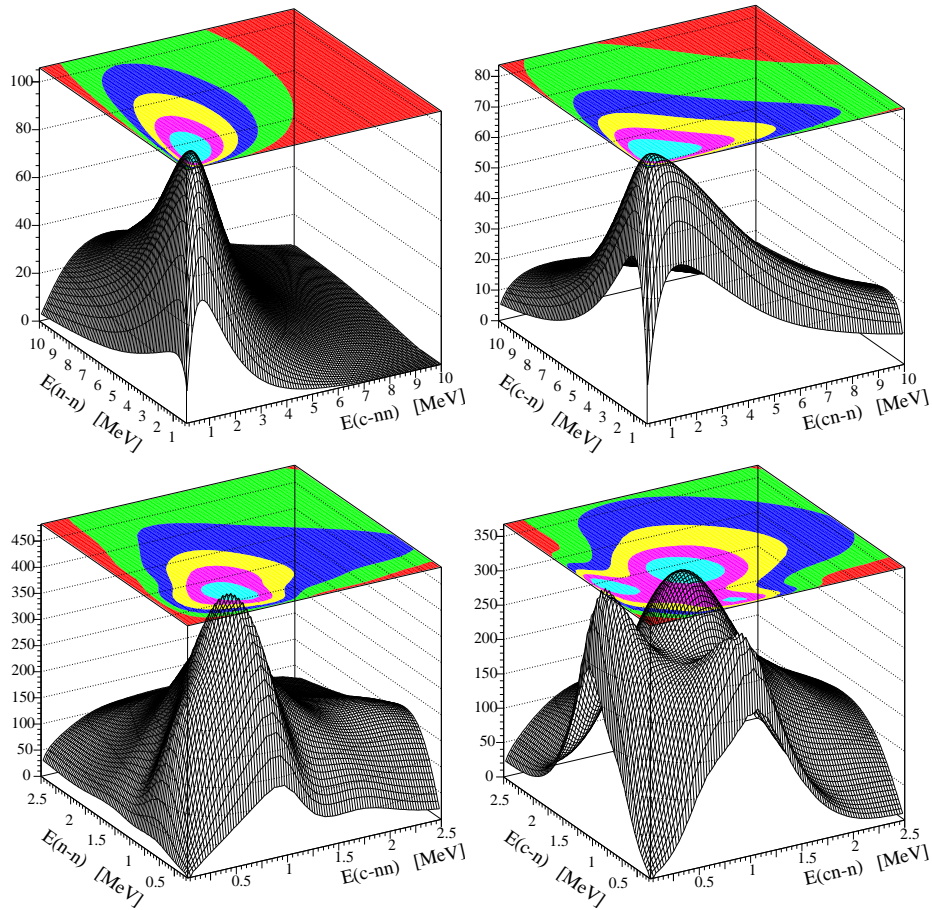


FIG. 3: (Color online) Energy correlation plot (arbitrary units) for  $1^-$  states: transition with antisymmetrized plane wave: no FSI (upper row), with FSI (lower row). Left: in cluster  $\mathbf{T}$  system, right: in ‘shell-model’  $\mathbf{Y}$ .

## B. Transition energy correlations for reactions (FSI)

### 1. Energy correlations for narrow three-body resonances

*The transition correlation plots for the  $2_1^+$  resonance* in Fig. 4 (lower row) are very similar to the intrinsic correlations in ref.[3], and are determined by the 3-body resonance nature of the final state and by perfectly overlapping radial wave functions for the GS and the resonantly amplified internal part of the  $2_1^+$  continuum state. The transition to the  $2_1^+$  resonance has an amplitude which is three orders of magnitude greater than that with a three-body plane wave as final state and energy correlations with FSI are completely different from the case of NoFSI (upper row).

### 2. Energy correlations for wide three-body resonances

*The second  $2_2^+$  resonance* is shown in Fig.5. It exhibits a three-body resonant-like structure in contrast to the intrinsic energy correlations in ref.[3] where only the  $s$ -wave  $n$ - $n$  virtual state stands out. The reason is that the halo GS plays the role of a filter, cutting off the impact parameters which correspond to hypermoments  $K > 2$  and selects

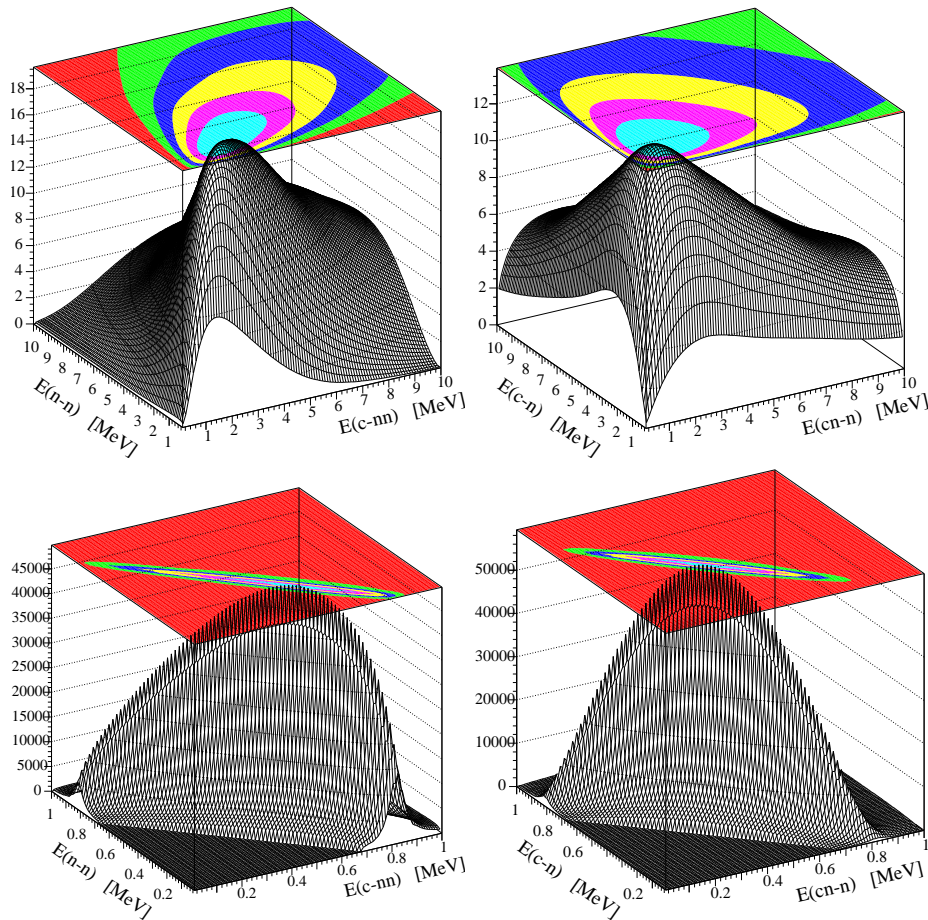


FIG. 4: (Color online) Energy correlation plot (arbitrary units) for  $2^+$  states: transition with antisymmetrized plane wave: NoFSI (upper row), with FSI- $2_1^+$  resonance (lower row). Left: in cluster  $\mathbf{T}$  system, right: in ‘shell-model’  $\mathbf{Y}$ .

the lowest  $K = 2$  in which the resonance still exists. In the  $\mathbf{T}$  system it has an asymmetric shape due to the strong influence of the virtual nn correlation. Since the  $2_2^+$  resonance state has a different Young tableau symmetry from the GS, the transition probability integrated over the resonance region is about 10 times less than for  $2_1^+$ , which has approximately the same Young tableau symmetry as the GS. The maxima ridge line  $\varepsilon_x + \varepsilon_y = 2$  MeV corresponds in both  $\mathbf{T}$  and  $\mathbf{Y}$  systems to the peak in the response function and also to resonant behavior in the eigenphase, crossing  $\pi/2$  at energy of about 2 MeV for  $2_2^+$ . This is a visible difference in the maxima ridge compared with Fig.10 from our previous paper [3] is due to interference with background in  $3 \rightarrow 3$  scattering in [3].

*The correlated response for the  $1^+$  resonance,* shown by a contour plot in Fig.6, exhibits a three-body resonant structure quite similar to  $2_2^+$ . The cutoff by the GS size filter selects also here the resonant hypermoment  $K = 2$ . For the same reason, the transition probability integrated over the resonance region is again an order of magnitude less than for  $2_1^+$ . The ridge line  $\varepsilon_x + \varepsilon_y = 2.8$  MeV in both  $\mathbf{T}$  and  $\mathbf{Y}$  systems has a corresponding line in the intrinsic correlation plot [3]. The peak in the response function and the resonant behavior are again due to two almost coinciding eigenphases of different physical origin which cross  $\pi/2$  at the energy 2.4 MeV.



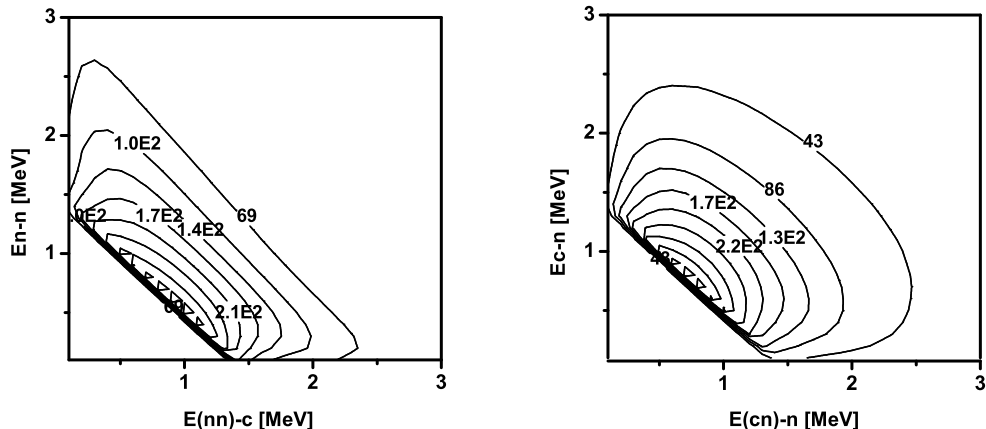


FIG. 5: (Color online) Transition energy correlation plot (arbitrary units) for a  $2_2^+$  resonance state: Left: in cluster  $\mathbf{T}$  system, right: in ‘shell-model’  $\mathbf{Y}$  system.

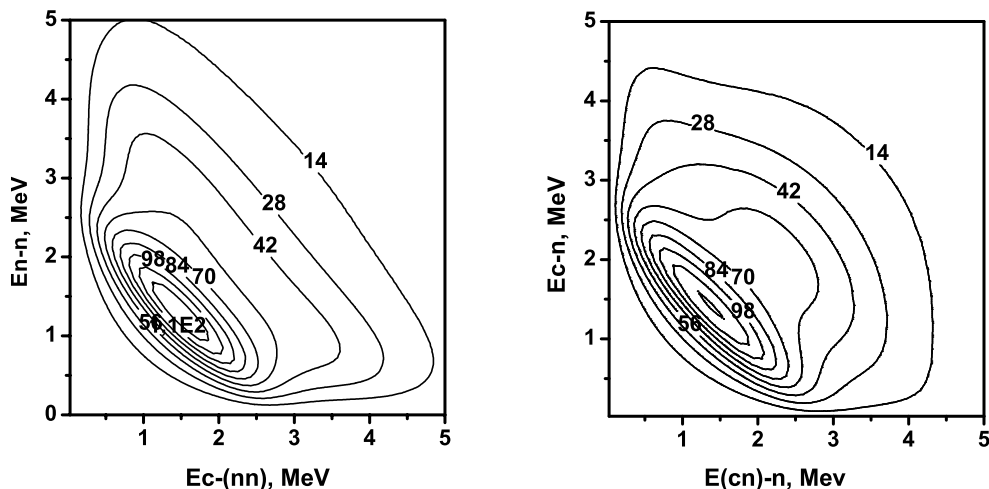


FIG. 6: (Color online) Transition energy correlation plot (arbitrary units) for a  $1^+$  resonance state: Left: in cluster  $\mathbf{T}$  system, right: in ‘shell-model’  $\mathbf{Y}$ .

### 3. Energy correlations for 3-body virtual-like excitations

*The monopole  $0^+$  transition correlations* (Fig. 2) reveal a strong combined influence of FSI in the continuum and GS structure. Since for a zero-range nuclear transition operator the response is zero due to orthogonality of the GS and continuum wave functions, a finite range transition operator has been used. Hyperradial matrix elements of any short range operator (i.e. decreasing faster than exponentially) have the universal behaviour  $1/\rho^3$  in the monopole case. We use a form factor  $1/(1+(\rho/\rho_0)^3)$  with range  $\rho_0 = 5$  fm. The partial composition of the wave functions is about 80% spin  $S = 0$  with dominant zero orbital angular momenta in  $\mathbf{T}$ , and about 18% spin  $S = 1$  with orbital angular momenta

$l_x = l_y = 1$ . Comparison with the GS energy correlations (NoFSI case in Fig. 2) shows similarities in the general behavior. Both have two wings, reflecting the GS, but the scales of the wings in the **T** system and of the peak in **Y** are larger by orders of magnitude for FSI. Fig. 2 shows, that in **T** the GS energy correlations have peak positions at  $E_{n-n} = 9$  MeV,  $E_{\alpha-nn} = 1.5$  MeV and  $E_{n-n} = 1.5$  MeV,  $E_{\alpha-nn} = 13$  MeV while for FSI transition correlations  $E_{n-n} = 0.8$  MeV,  $E_{\alpha-nn} = 0.15$  MeV and  $E_{n-n} = 0.15$  MeV,  $E_{\alpha-nn} = 1.3$  MeV. The FSI peak at  $E_{n-n} = 0.8$  MeV,  $E_{\alpha-nn} = 0.15$  MeV (its narrow part) comes from intrinsic continuum properties (Fig.6 in ref.[3]), and also generally reflects interplay of GS ('di-neutron' and 'cigar' spatial configurations) and FSI in the continuum, enhancing the soft part of spectrum. In the **Y** system there are peaks at  $E_{n-\alpha} = 7$  MeV,  $E_{n\alpha-n} = 7$  MeV (GS induced) and  $E_{n-\alpha} = 0.8$  MeV,  $E_{n\alpha-n} = 0.6$  MeV (due to FSI in continuum). A low energy enhancement at  $E_{n-\alpha} = 0.4$  MeV,  $E_{n\alpha-n} = 0.4$  coincides with an analogous peak for intrinsic continuum correlations and reflects their influence.

The largest GS and continuum components  $K = 2, l_x = 0, l_y = 0$  in the **T** system give 80% of the peak value, and define the same 'di-neutron' (small  $E_{n-n}$ ) and 'cigar' (small  $E_{\alpha-nn}$ ) correlations. As was expected, large correlation distances  $\sim 15 - 20$  fm from  $K = 6 - 10$  in the continuum are suppressed by the limited size of the GS, and the second bump in the **T** system at  $\sim 3$  MeV which appears for intrinsic continuum correlations [3], is not seen in FSI transitions. The largest component  $K = 2, l_x = 0, l_y = 0$  in **T** corresponds almost completely to  $K = 2, l_x = 1, l_y = 1$  in **Y**, giving a one-peak structure.

In the **T** system, correlations at small  $E_{\alpha-nn}$  and  $E_{n-n}$  are caused by  $s$ -waves in accordance with the dominating component  $K = 2, l_x = 0, l_y = 0$ , which gives a correlated response

$$\frac{dB}{dE_{\alpha-nn}dE_{n-n}} \propto \left( \frac{E_{\alpha-nn} - E_{n-n}}{E} \right)^2 \sqrt{E_{\alpha-nn}E_{n-n}} \quad (18)$$

In the **Y** system, correlations at small  $E_{n-\alpha}$  and  $E_{n\alpha-n}$  have largely  $p$ -wave behavior with rather small  $s$ -wave contribution. This gives a correlated response

$$\frac{dB}{dE_{n-\alpha}dE_{n\alpha-n}} \propto \frac{E_{n-\alpha}E_{n\alpha-n}}{E^2} \sqrt{E_{n-\alpha}E_{n\alpha-n}} \quad (19)$$

The dipole  $1^-$  transition correlations shown in Fig. 3 have structure that reflects the dominance of singlet  $n-n$   $s$ -wave motion (about 85%) in **T**. Two nearly symmetric peaks at 1 MeV in **Y** (in  $n-\alpha$  and  $(n\alpha)-n$  subsystems) are due to the  $nn$  antisymmetrization in the main  $s \otimes p$  and  $d \otimes p$  orbital components and their interference. At small energies  $s$ -motion prevails in both subsystems. The double-bell structure comes from  $K = 3, l_x = 0, l_y = 1$  and is symmetric in  $l$  components, while the valley between them is due to  $K = 1, l_x = 0, l_y = 1$  mostly. The peak at  $E_{\alpha-nn} \sim E_{n-n} \sim 0.8$  MeV is the memory of the GS spatial structure, which is seen in GS NoFSI correlations plot in the same figure.

Physically there are two main decay channels having the highest matching with the GS. The first is the  $p_{3/2}$  'ground state' of  ${}^5\text{He}$ , for which the internal part of the wave function is amplified in the compact region with large overlap with the GS of  ${}^6\text{He}$ . It is also kinematically favourable that the second neutron is in an  $s_{1/2}$  state with zero centrifugal barrier. The second channel is the singlet  $n-n$   $s$ -wave virtual state, in cluster **T** coordinates with relative orbital angular momentum  $l_{\alpha-(nn)}=1$  due to dipole transition from the  ${}^6\text{He}$  GS, which has 85%  $l_{nn}=0$ ,  $l_{\alpha-(nn)}=1$  component. Therefore components with  $l_x = 0, l_y = 1$  and hypermoments  $K \leq 3$  will dominate the dipole transition.

In **T** only one peak in  $n-n$  relative motion, appears at 0.7 MeV. This peak also comes from  $K = 1 - 3$  with characteristic  $s$ -wave shape at small energies. But the higher

energy intrinsic correlations, coming from  $K = 5 - 11$ , and corresponding separations between the neutrons of about 16–20 fm, have disappeared in transition correlation due to the significantly smaller size of the GS, which cuts the long distance peaked continuum components, pushed out by high centrifugal barriers.

In the **T** system, correlations at small  $E_{\alpha-nn}$  and  $E_{n-n}$  are caused by dominant  $s$ -wave  $nn$  motion ( $K = 1(3), l_x = 0, l_y = 1$ ), which gives a correlated response proportional to

$$\frac{dB}{dE_{\alpha-nn}dE_{n-n}} \propto \frac{E_{\alpha-nn}}{E} \sqrt{E_{\alpha-nn}E_{n-n}}. \quad (20)$$

In **Y** the correlations at small  $E_{n-\alpha}$  and  $E_{n\alpha-n}$  have mostly  $s$ -wave character because of antisymmetrization constraints. This gives a correlated response

$$\frac{dB}{dE_{n-\alpha}dE_{n\alpha-n}} \propto \frac{(\sqrt{E_{n-\alpha}} - b\sqrt{E_{n\alpha-n}})^2}{E} \sqrt{E_{n-\alpha}E_{n\alpha-n}} \quad (21)$$

with  $b \neq 1$  due to the recoil effect,  $b \rightarrow 1$  for increasing core mass.

### C. Two-body energy correlations in ${}^6\text{He}$

Two-body correlations depicted in Fig.7 are obtained by integration of three-body correlated response over an unobserved pair energy. For all final states with natural parity the distributions of both  $n-n$  and  $\alpha-n$  are different from what they would be without final state binary interactions, which can be seen from drastic change of peak positions for NoFSI versus FSI three-body correlated responses.

An effective mechanism, that can impede binary FSI can be illustrated by the example of the  $2_1^+$  resonance at  $E_0 = 0.8$  MeV in  ${}^6\text{He}$ . If we examine the leading  $p_{3/2}p_{3/2}$  component in **Y**, where the  $p_{3/2}$  resonance in  ${}^5\text{He}$  is located at about roughly the same energy,  $E_{n-\alpha} \sim 0.8$  MeV, we can see from the correlation plot Fig. 4 for a narrow resonance, that due to the available phase space limitation  $E_{n-\alpha} + E_{n\alpha-n} = E_0$  set by the narrow resonance position  $E_0$  and an almost equal sharing of the energy by the  $\alpha-n$  and  $(\alpha n)-n$  subsystems, this will suppress the formation of  ${}^5\text{He}$ .

In the absence of a narrow three-body resonance, as in transitions to the  $0^+$  and  $1^-$  continuum states, the shape of  $\alpha-n$  distributions is defined by interplay of different configurations in the region of interaction and possible channels of decay. For the most interesting case, that of the  $1^-$  dipole mode, the correlation plots for the full FSI, NoFSI and a free binary  $(\alpha-n) p_{3/2}$  interaction ( ${}^5\text{He}'$ ), i.e. with a noninteracting third neutron, are shown in Fig. 8. The sharply peaked  ${}^5\text{He}$  correlation curve is scaled down by a factor of three to demonstrate the deviation from the full FSI case. Due to antisymmetrization it is impossible to divide the distribution into  $p_{3/2}$  and  $s_{1/2}$  parts since both halo neutrons spend ‘‘half time’’ in each. The soft (lower) part of the full FSI distribution has  $s$ -wave nature and both the virtual  $s$ -state in the  $n-n$  subsystem and the  $s_{1/2}$  partial state in  $\alpha-n$  are responsible for that. At higher energy there is combined action of higher partial waves. The position of the (flat) maximum in the NoFSI case is defined exclusively by the geometry of the halo GS. Its position coincides best with the FSI peak position providing evidence that the halo GS and not the decay via  ${}^5\text{He}$  is responsible also for the FSI  $\alpha-n$  energy correlation, which is influenced only mildly by attraction in the  $1^-$  ( $\alpha-n-n$ ) system as a whole [1]. This enhances the soft part of the spectrum.

The three **T** system correlation plots on the right hand side of Fig.7, for different multipolarities in the final state, demonstrate the effect of the third body on the  $n-n$

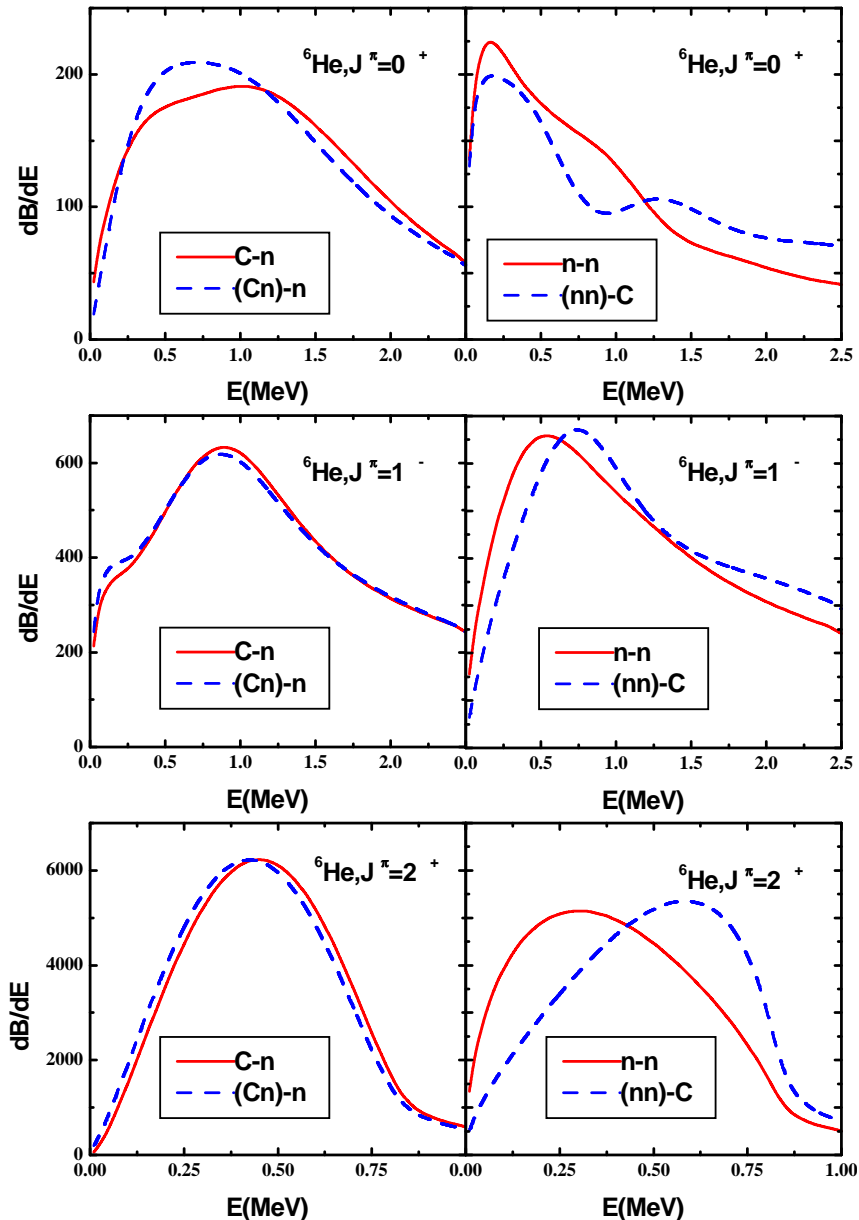


FIG. 7: (Color online) Two-body nuclear type transition correlations (arbitrary units) for natural parity continuum final states in  ${}^6\text{He}$ ; n-n is between two halo neutrons, C-n is between core ( $\alpha$ ) and neutron, (Cn)-n is between the centre of mass of the C+n subsystem and the neutron, (nn)-C is between the centre of mass of the n+n subsystem and the core. The dashed lines represent binary correlations in the presence of a third body. (Note that **T** is now in the right column while **Y** is in the left)

interaction. For transition to the  $0^+$  continuum state where the position of the n-n peak is lowest in energy, the shape of the correlation function differs noticeably from that of free nn interaction. This is in agreement with the Migdal-Watson formula [38] for two-neutron decay.

In ref. [10] the results of calculations for two-body energy correlations in  ${}^6\text{He}$  breakup within our four-body DWIA theory were presented, and comparison made with GSI experiment [11].

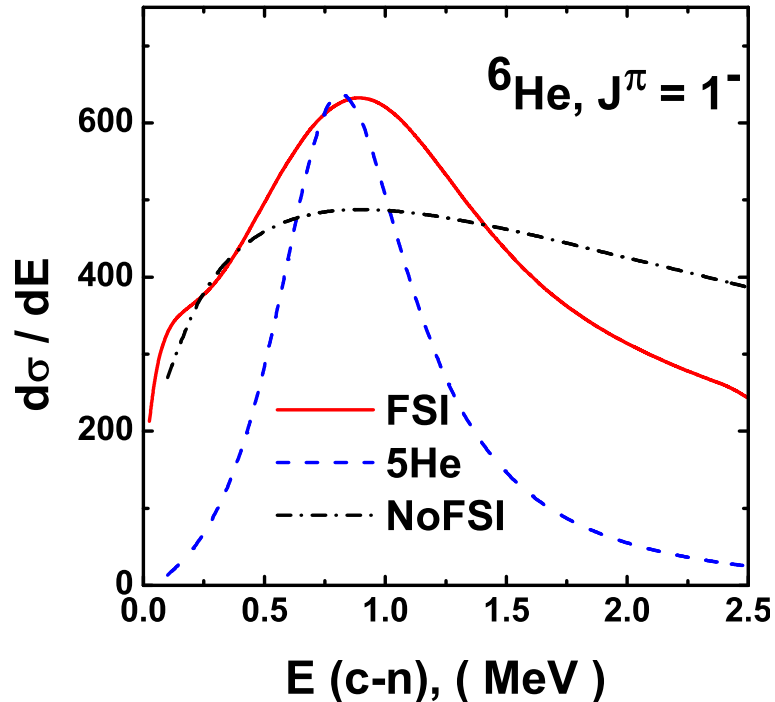


FIG. 8: (Color online) Two-body nuclear type transition correlations (arbitrary units) between core ( $\alpha$ ) and a halo neutron for  $1^-$  final continuum states in  ${}^6\text{He}$ . The solid line represents full FSI in the  $1^-$  continuum, the dashed line represents the  $p_{3/2}$  interaction between core ( $\alpha$ ) and neutron constituent ( ${}^5\text{He}$ ) without interaction with the last halo neutron, and the dash-dotted line is NoFSI in the  $1^-$  continuum.

#### IV. CONCLUSION

Different aspects of the three-body continuum were outlined and discussed in our previous papers [1–3]. In this paper we have concentrated on the 3-body energy correlations in transitions from the GS to the 3-body continuum using again  ${}^6\text{He}$  as the test case for Borromean systems. These transitions are the main building blocks in one-step reaction theory where the transition operators intertwine the properties of the bound state with the intrinsic correlated structure of the three-body continuum. The bumps in the excitation spectrum, generated by three-body break-up reactions of diffraction type, have four possible sources: (i) true three-body resonances; (ii) Efimov-like (or virtual-like) continuum structures; (iii) long lived binary resonance in one of the pairs; (iv) response of an extended system to long-range transition operators. To reach definite conclusions about the nature of resonant amplification it is necessary to inspect two types of correlations: the correlations in the GS only (or No final state interactions), and transition energy correlations with *all final state interactions* included. The NoFSI is used in sudden approximation (or to some extent in the Serber break-up model), while the FSI is probed by nuclear and electromagnetic responses.

The uncertainty principle and halo structure of the bound state are mostly responsible for the momenta (and energy) correlations in the GS and could be reflected in the specific conditions in transverse and longitudinal momenta distributions in the high energy fragmentation reactions.

The spatial structure of the FSI continuum wave functions [2] shows a behaviour in

the internal region that deviates markedly from that of a three-body plane wave with antisymmetrized halo neutrons. Thus a narrow three-body resonant state is characterized by a localization in the region of mutual interaction of all three particles, and therefore by a strong amplification of the interior part of wave function in this region. Due to high radial spatial overlap with the GS (or with the reaction volume in the general case) the transitions to these states are very strong. The  $S$ -matrix poles coincide with the peak energy in resonant amplification of the interior part of the wave function, and intrinsic energy-momenta correlations for 3-3 scattering almost coincide with transition energy correlations for reactions. The main criterion for the existence and properties of any intrinsic resonant state is that they should *not* depend on the excitation mechanism. This serves as a signature for the 3-body resonant nature of observed resonant-like enhancement in cross-sections. We have shown that these properties are revealed in the structure of the energy correlation functions and most pronounced for the  $2_1^+$  resonance in  ${}^6\text{He}$ , less for the wider  $2_2^+$  and  $1_1^+$  resonances.

The origins of Efimov-like continuum structures are long-range effective interactions between the three bodies with range of the order of the sum of the scattering lengths in the binary subsystems. These are responsible for the bound state Efimov effect [18], and for the compression of continuum spectra near the three-body threshold. Their pronounced inherent characteristic, of a very long range of formation, implies a large number of configurations in an HH basis, a lack of pockets in the diagonal potential terms, and strong off-diagonal (coupling) terms. A signal for possible existence of Efimov-like ‘3-body virtual’ excitations is the presence of virtual states and low-lying resonances in the binary subsystems.

When we deal with a Borromean halo, the neutron–neutron interaction with scattering length  $\sim 16$  fm is decisive for this effect (‘continuum pairing’). In this case there will be no concentration of the wave function inside the region of interaction of all particles, but a long range spreading of correlations, and the transition matrix element will have overlap of the bound state with a small fraction of the correlated part of the continuum wave function. Therefore the intrinsic correlated structure of the tree-body continuum itself, discussed in ref. [3], will sometimes be strongly filtered by the GS structure.

Our exploration of the binary energy correlations (n–n and  $\alpha$ –n) in  ${}^6\text{He}$  has shown complex interplay of the  $s$ -wave n–n virtual state and the  $p_{3/2}$  resonance in the  $\alpha$ –n subsystem ( ${}^5\text{He}$ ) both for monopole and dipole soft modes. These correlations differ strongly from “free” binary correlations. We only cannot suppose binary FSI for decay into the three-body continuum, as the presence of the third body in FSI is decisive. Three-body correlations for all configurations have demonstrated that, in spite of presence of a soft dipole resonance-like peak in both nuclear and electromagnetic response functions at  $\sim 1.5$  MeV, there is lack of noticeable true resonant behavior in the interior region, and the same applies for the monopole case.

Thus we have demonstrated that transition energy correlations serve as a useful tool for a detailed theoretical analysis in three-body continuum spectroscopy. This tool will in forthcoming papers also be used for the case of  ${}^{11}\text{Li}$  where the ground state is a 50% mixture of  $p^2$  and  $s^2$  motion, thus adding new individuality to the Borromean continuum structure.

## V. ACKNOWLEDGEMENTS

This work was done with financial support from Bergen and UK from the EPSRC grants GR/R/25514 and GR/M/82141. BVD and SNE acknowledge support from RFBR grants 05-02-17535 and 1885.2003.2. Part of the work was performed under the auspices of the University of California, Lawrence Livermore National Laboratory under contract No. W-7405-Eng-48. The authors are grateful to Prof. B. Jonson and Dr. G. Hagen for useful discussions.

- 
- [1] B.V. Danilin, M.V. Zhukov, Sov. Jour. Nucl. Phys. **56**, 460 (1993); B.V. Danilin, I.J. Thompson, J.S. Vaagen, M.V. Zhukov, Nucl. Phys. A **632**, 383 (1998)
  - [2] B.V. Danilin, T. Rogde, J.S. Vaagen, I.J. Thompson, M.V. Zhukov, Phys. Rev. C **69**, 024609 (2004)
  - [3] B.V. Danilin, J.S. Vaagen, T. Rogde, S.N. Ershov, I.J. Thompson and M.V. Zhukov, Phys. Rev. C **73**, 054002 (2006)
  - [4] M.V. Zhukov, B.V. Danilin, D.V. Fedorov, J.M. Bang, I.J. Thompson, J.S. Vaagen, Phys. Rep. **231**, 151 (1993)
  - [5] B.V. Danilin, M.V. Zhukov, A.A. Korshennikov, L.V. Chulkov, V.D. Efros, Sov. Jour. Nucl. Phys. **49**, 351, 359 (1989); *ibid* **53**, 71 (1991) ; B.V. Danilin, M.V. Zhukov, S.N. Ershov, F.A. Gareev, R.S. Kurmanov, J.S. Vaagen and J. M. Bang, Phys. Rev. C **43**, 2835 (1991)
  - [6] D. Gogny, P. Pires and R. de Tourreil, Phys. Lett. **32B**, 591 (1970)
  - [7] S.N. Ershov, T. Rogde, B.V. Danilin, J.S. Vaagen, I.J. Thompson and F.A. Gareev, Phys. Rev. C **56**, 1483 (1997)
  - [8] S.N. Ershov, B.V. Danilin, T. Rogde and J.S. Vaagen, Phys. Rev. Lett. **82**, 908 (1999)
  - [9] S.N. Ershov, B.V. Danilin, J.S. Vaagen, A.A. Korshennikov and I.J. Thompson, Phys. Rev. C **70**, 054608 (2004).
  - [10] S.N. Ershov, B.V. Danilin and J.S. Vaagen, Phys. Rev. C **64**, 064609 (2001)
  - [11] T. Aumann *et al.*, Phys. Rev. C **59**, 1252 (1999).
  - [12] L.V. Chulkov *et al.*, Nucl. Phys. **A759**, 23 (2005)
  - [13] T. Kraemer *et al.* Nature **440**, 315 (2006)
  - [14] M.V. Zhukov, B. Jonson, Nucl. Phys. **A589**, 1 (1995)
  - [15] M.V. Zhukov, L.V. Chulkov, D.V. Fedorov, B.V. Danilin, J.M. Bang, J.S. Vaagen and I.J. Thompson, J. Phys. G **20**, 201 (1994)
  - [16] H. Feshbach, *Theoretical Nuclear Physics; Nuclear Reactions*, Wiley (New York) 1992, p. 162
  - [17] I.J. Thompson, M.V. Zhukov, Phys. Rev. C **49**, 1904 (1994)
  - [18] V. Efimov, Comments Nucl. Part. Phys. **19**, 271 (1990)
  - [19] I.J. Thompson, B.V. Danilin, V.D. Efros, M.V. Zhukov, J.S. Vaagen, J. Phys G **24**, 1505 (1998)
  - [20] A.M. Badalyan, L.P. Kok, M.I. Polikarpov and Yu.A. Simonov, Phys. Rep. **82**, 31 (1982)
  - [21] A.I. Baz', ZhETF. **70**, 397 (1976)
  - [22] J. Raynal and J. Revai, Nuovo Cimento **A68**, 612 (1970)
  - [23] A.I. Baz', S.P. Merkuriev, Theor. Mat. Phys. **70**, 397 (1976)
  - [24] P.G. Hansen and B. Jonson, Europhys. Lett. **4**, 409 (1987); K. Ikeda, INS report JHP-7

- (1988) [in Japanese].
- [25] A.C. Hayes and S.M. Sterbenz, Phys. Rev. C **52**, 2807 (1995); A. Csótó, Phys. Rev. C **52**, 2809 (1995)
- [26] B.V. Danilin, M.V. Zhukov, J.S. Vaagen and J.M. Bang, Phys. Lett. **B302**, 129 (1993)
- [27] A. Csótó, Phys. Lett. **B315**, 24 (1993); Phys. Rev. C **48** (1993) 165; *ibid* **49** 3035, 2244 (1994)
- [28] S. Funada, H. Kameyama and Y. Sakuragi, Nucl. Phys. **A575**, 93 (1994)
- [29] K. Arai, Y. Suzuki and K. Varga, Phys. Rev. C **51**, 2488 (1995); K. Arai, Y. Suzuki and R.G. Lovas, Phys. Rev. C **59**, 1432 (1999)
- [30] S. Aoyama, S. Mukai, K. Kato and K. Ikeda, Progr. Theor. Phys. **93**, 99 (1995); **94**, 343 (1995)
- [31] G.F. Filippov, K. Kato, S.V. Korennov, Progr. Theor. Phys. **96**, 575 (1996)
- [32] J.M. Bang, A.I. Mazur, A.M. Shirokov, Yu.F. Smirnov, and S.A. Zaytsev, Ann. Phys. (NY) **280**, 299 (2000)
- [33] A. Cobis, D.V. Fedorov, A.S. Jensen, Nucl. Phys. **A631**, 793c (1998), Phys. Rev. C **58**, 1403 (1998); E. Garrido, D.V. Fedorov, A.S. Jensen, Nucl. Phys. **A650**, 247 (1999)
- [34] B.S. Pudliner, V.R. Pandharipande, J. Carlson, S.C. Pieper, R.B. Wiringa, Phys. Rev. C **56**, 1720 (1997); R.B. Wiringa, Nucl. Phys. **A631**, 70c (1998)
- [35] S.N. Ershov, B.V. Danilin and J.S. Vaagen, Phys. Rev. C **74**, 014603 (2006)
- [36] B.V. Danilin, M.V. Zhukov, A.A. Korshennikov, L.V. Chulkov, V.D. Efros, Sov. Jour. Nucl. Phys. **48**, 1208 (1988)
- [37] M.V. Zhukov, L.V. Chulkov, B.V. Danilin, A.A. Korshennikov, Nucl. Phys. **A 533**, 428 (1991)
- [38] K.M. Watson Phys. Rev. **88**, 1163 (1952); A.B. Migdal JETP (Sov. Phys.) **1**, 2 (1955)

## Contents

<b>I. Introduction</b>	1
<b>II. Energy correlations in transitions to three-body continuum</b>	3
A. Defining Energy Correlations	4
B. Energy correlations for NoFSI	6
C. FSI energy correlations	6
D. Binary energy correlations from narrow three-body resonances	9
<b>III. Energy correlations in <math>{}^6\text{He}</math></b>	10
A. NoFSI three-body energy correlations in ${}^6\text{He}$	11
B. Transition energy correlations for reactions (FSI)	13
1. Energy correlations for narrow three-body resonances	13
2. Energy correlations for wide three-body resonances	13
3. Energy correlations for 3-body virtual-like excitations	15
C. Two-body energy correlations in ${}^6\text{He}$	17
<b>IV. Conclusion</b>	19
<b>V. Acknowledgements</b>	21
<b>References</b>	21