

UCRL-JRNL-227799



LAWRENCE
LIVERMORE
NATIONAL
LABORATORY

Discovery of a 66 mas Ultracool Binary with Laser Guide Star Adaptive Optics

N Siegler, L. Close, A. Burgasser, K. Cruz, C. Marois, B. Macintosh, T. Barman

February 6, 2007

Astrophysical Journal

Disclaimer

This document was prepared as an account of work sponsored by an agency of the United States Government. Neither the United States Government nor the University of California nor any of their employees, makes any warranty, express or implied, or assumes any legal liability or responsibility for the accuracy, completeness, or usefulness of any information, apparatus, product, or process disclosed, or represents that its use would not infringe privately owned rights. Reference herein to any specific commercial product, process, or service by trade name, trademark, manufacturer, or otherwise, does not necessarily constitute or imply its endorsement, recommendation, or favoring by the United States Government or the University of California. The views and opinions of authors expressed herein do not necessarily state or reflect those of the United States Government or the University of California, and shall not be used for advertising or product endorsement purposes.

DISCOVERY OF A 66 MAS ULTRACOOL BINARY WITH LASER GUIDE STAR ADAPTIVE OPTICS

NICK SIEGLER¹, LAIRD M. CLOSE¹, ADAM J. BURGASSER², KELLE L. CRUZ^{3,4}, CHRISTIAN MAROIS⁵, BRUCE MACINTOSH⁵, & TRAVIS BARMAN⁶

accepted to AJ on Jan. 26, 2007

ABSTRACT

We present the discovery of 2MASS J21321145+1341584AB as a closely separated (0.066") very low-mass field dwarf binary resolved in the near-infrared by the Keck II Telescope using laser guide star adaptive optics. Physical association is deduced from the angular proximity of the components and constraints on their common proper motion. We have obtained a near-infrared spectrum of the binary and find that it is best described by an $L5 \pm 0.5$ primary and an $L7.5 \pm 0.5$ secondary. Model-dependent masses predict that the two components straddle the hydrogen burning limit threshold with the primary likely stellar and the secondary likely substellar. The properties of this system - close projected separation (1.8 ± 0.3 AU) and near unity mass ratio - are consistent with previous results for very low-mass field binaries. The relatively short estimated orbital period of this system (~ 7 - 12 yr) makes it a good target for dynamical mass measurements. Interestingly, the system's angular separation is the tightest yet for any very low-mass binary published from a ground-based telescope and is the tightest binary discovered with laser guide star adaptive optics to date.

Subject headings: binaries: visual - stars: individual (2MASS J21321145+1341584) - stars: low mass, brown dwarfs

1. INTRODUCTION

The coolest and lowest mass objects have historically been discovered as companions to low-luminosity stars. These objects include the two lowest luminosity spectral classes of low mass stars and brown dwarfs - the L and T dwarfs (Kirkpatrick 2005, and references within). The first L dwarf, GD 165B, was discovered as the companion to a white dwarf (Becklin & Zuckerman 1988) while the first widely accepted brown dwarf, Gliese 229B, was the companion to an M dwarf (Nakajima et al. 1995; Oppenheimer et al. 1995). Hence it is quite possible that the first of the ultracool brown dwarfs with effective temperatures less than ~ 700 K will also be discovered as a companion. These objects would likely populate a new spectral type beyond T with masses overlapping the planetary regime.

The hunt today for even cooler objects benefits from advances in high resolution imaging with the *Hubble Space Telescope* (HST) and large ground-based telescopes fitted with adaptive optics (AO). With the spectral energy distributions of these cool objects peaking in the near-infrared (1-6 μ m), observing at these wavelengths are advantageous for their detection and characterization. Thus observational strategies have relied on targeting continuously lower luminosity objects to further improve the contrast differential obtained in the near-infrared.

An advantage in using AO over the HST is that they

can be attached to larger ground-based telescopes attaining higher angular resolution and increased sensitivity to fainter sources. The challenge, however, exists in locating natural guide stars sufficiently bright ($R \lesssim 13.5$ mag, $K_s \lesssim 12$ mag) and near one's science target (isoplanatic angular distance $\lesssim 30''$) to provide sufficient wavefront correction. There is less than 10% chance of finding a natural guide star (NGS) meeting these requirements at 30° galactic latitude (Roddier 2004). The probability improves little even with the use of infrared wavefront sensors when targeting ultracool objects such as mid-L dwarfs (limiting magnitude of the NGS infrared wavefront sensor on NAOS at the Very Large Telescope is $K_s \sim 12$ mag⁷). Slightly better NGS sensitivity performance has been achieved using curvature wavefront sensors with avalanche photodiodes where $K_s \lesssim 12.3$ mag (Sieglér et al. 2002).

The search for substellar and planetary-mass objects through direct detection from ground-based telescopes now has a new technique - laser guide stars (LGSs). LGSs serve as artificial beacons for AO systems by exciting sodium atoms in the Earth's mesosphere at their resonant D-line frequency. These beacons serve as artificial (and steerable) guide stars which provide sufficient flux density for wavefront sensing and correcting. While LGS AO still requires a NGS to help correct both the lowest wavefront orders ("tip/tilt", ~ 2 kHz) and the higher orders ("low-band wavefront sensor", ~ 0.01 Hz), its flux density requirement is comparatively small ($R \lesssim 18$ mag). This results in $\sim 2/3$ of the night sky accessible to high spatial resolution imaging (Liu 2006) and opens the door to probing the regions around ultracool L and T dwarfs never previously observed by ground-based telescopes.

While the Keck II is the first of the 8-10m class telescopes to have an operational LGS AO system

Electronic address: nsiegler@as.arizona.edu

¹ Steward Observatory, University of Arizona, Tucson, AZ 85721, USA

² Massachusetts Institute of Technology, Kavli Institute for Astrophysics and Space Research, Cambridge, MA 02139, USA

³ Department of Astrophysics, American Museum of Natural History, New York, NY 10024, USA

⁴ NSF Astronomy and Astrophysics Postdoctoral Fellow

⁵ Institute of Geophysics and Planetary Physics L-413, Lawrence Livermore National Laboratory, Livermore, CA 94550, USA

⁶ Lowell Observatory, Flagstaff, AZ 86001, USA

⁷ <http://www.eso.org/instruments/naco/inst/naos.html>

(Wizinowich et al. 2006), several more are expected to be commissioned within just the next 2 years (see Liu 2006). Several recent investigations using Keck II LGS AO have discovered companions to previously unresolved faint sources ushering in this new era of high-resolution imaging (eg. Liu & Leggett 2006; Gelino et al. 2006; Liu et al. 2006; Close et al. 2007).

In this investigation we observe six nearby ultracool⁸ field dwarfs which we target for very faint companions. The objects were selected from the literature satisfying the following criteria: spectral type later than M6, never observed at high spatial resolution, too faint for current ground-based NGS AO systems, *and* spectrophotometric distances less than 30 pc. We present here the discovery of one of the targets, 2MASS J21321145+1341584 (Cruz et al. 2007) as a closely-separated (0.066") L dwarf binary resolved by the Keck II telescope NIRC2 infrared camera in combination with LGS AO. The binary is hereafter referred to as 2M 2132+1341AB. The five other targets not found with near-equal mass companions are listed in Table 1. This discovery demonstrates the power of LGS AO - the ability to resolve a faint ($R \gtrsim 20$ mag; $J \sim 16$ mag) binary very near the diffraction limit (50 mas) of a 10m telescope using an artificial beacon for wavefront correction.

2. OBSERVATIONS AND DATA REDUCTION

2.1. Imaging

The discovered binary system 2M 2132+1341AB was observed on UT 2006 June 17 with the 10m Keck II telescope on Mauna Kea, Hawaii. It was the lone binary discovered from our sample of six ultracool dwarf targets. To optimize the resolution capabilities of our observations, we used the facility IR camera NIRC2 in the narrow (0.01"/pixel) camera mode with a $10'' \times 10''$ field of view, in combination with the sodium LGS AO system (Bouchez et al. 2004; Wizinowich et al. 2004). All targets were observed through the broadband K_s filter (2.15 μm) where Strehl ratios are improved over J (1.25 μm) and H (1.63 μm). In the case of 2M 2132+1341AB, observations were also made in both J and H . All filters are of the Mauna Kea Observatories (MKO) filter consortium (Simons & Tokunaga 2002; Tokunaga et al. 2002). Conditions were photometric for the majority of the night with better than 0.6" seeing in the optical but with occasional windy periods.

Higher-order AO corrections were produced using the laser's on-axis light in the direction of the science target. This produced an emission similar to a $V \approx 10$ point source. Lower order tip/tilt corrections were obtained using natural guide stars within 60" of the targets. In the case of 2M 2132+1341AB, the natural guide star used was 1036-0598908 ($R = 14.2$ mag) from the USNO-B1.0 catalog (Monet et al. 2003), located 13.6" away.

Table 1 lists the five ultracool dwarf targets observed with no near-unity mass ratio companions detected at separations $\gtrsim 0.05''$. Figure 1 shows the resolved discovered binary 2M 2132+1341AB. Both components are elongated along the telescope elevation axis projected to $\approx 45^\circ$, attributed to windshake during the observations (a common problem with LGS AO on windy nights;

see also Liu et al. 2006). The LGS AO-corrected images have full width at half-maximum of 0.06", 0.07", 0.07" at J, H, K_s , respectively.

Each of the images shown in Figure 1 was made by dithering a few arcsecs over three different quadrant positions on the NIRC2 narrow camera detector. Three images were taken per filter per dither position resulting in 2.5 min for total on-source integration time per filter. The object was easily resolved into two components in all our data.

The images were reduced in a consistent manner using an AO data reduction pipeline written in the IRAF language as first described in Close et al. (2002). Modified for the NIRC2 narrow camera, the pipeline produces final unsaturated $15'' \times 15''$ exposures in $J, H,$ and K_s with the highest signal-to-noise in the inner $5'' \times 5''$ region. The photometric reduction pipeline uses the IRAF task ALLSTAR in the DAOPHOT point spread function (PSF) fitting photometry package⁹. The central regions of the pipeline's output is shown in Figure 1.

Two different unsaturated single objects observed during the same night, but from a different program, were selected as PSF stars. These objects were observed with the same instrumental setup and showed similar Strehl ratios, FWHM, elongation due to windshake, and air mass. Both PSF sources, incidentally, are resolved primary objects of newly discovered wide (1.7"-1.9") binaries. In both cases, the A and B components are sufficiently separated such that there is no flux contamination between them. The two PSFs used are 2MASS J16233609-2402209A, also shown in Figure 1, and 2MASS J16223020-2322240A (Close et al. 2007). 2M 2132+1341AB was fit independently with both PSF objects leaving behind clean residuals. The differential photometry in magnitudes is reported in Table 2 and the photometric uncertainties are produced from the differences in the photometry between the two PSFs. These dominate the overall uncertainty.

2.2. Spectroscopy

Unresolved, low-resolution near-infrared spectroscopy of 2M 2132+1341AB was obtained on 2005 October 17 (UT) using the SpeX spectrograph mounted on the 3m NASA Infrared Telescope facility (Rayner et al. 2003). Conditions during the night were clear with moderate seeing (0.7"-1.0" at J -band). Data were obtained utilizing the SpeX prism mode, providing a single-order spectrum spanning 0.8-2.5 μm spectrum with a dispersion of 20-30 $\text{\AA}/\text{pixel}$. Use of the 0.5 slit, aligned with the parallactic angle, provided resolution $\lambda/\Delta\lambda \approx 120$ across the near-infrared band. Six exposures of 2M 2132+1341AB were obtained in an ABBA dither pattern along the slit, with individual exposure times of 150 s. The system was observed at an airmass of 1.02. The A0 star HD 210501 was observed immediately after the target exposures at a similar air mass, followed by internal flat-field and Ar arc lamps for pixel response and wavelength calibration.

Data were reduced using the Spextool package, version 3.2 (Cushing et al. 2004). The raw science data were processed by performing linearity corrections, pairwise subtraction, and division by a normalized flat field. The

⁸ Generally defined as objects with spectral types later than M6 ($T_{\text{eff}} \lesssim 2700$ K); Kirkpatrick et al. (1995); Dahn et al. (2002).

⁹ IRAF is distributed by the NOAO, which is operated by the AURA, Inc., under cooperative agreement with the NSF.

spectra were then extracted using the Spextool default settings for point sources, and wavelength solutions were calculated using the Ar arc calibration frames. Extracted spectra from the same source were scaled to match the highest signal-to-noise spectrum of the set, and the scaled spectra were median-combined. Telluric and instrumental response features were removed following the procedure of (Vacca et al. 2003).

The reduced spectrum of 2M 2132+1341AB is shown in Figure 2 (*black line*). Strong absorption features of H₂O are present at 1.4 and 1.9 μm , CO is prominent at 2.3 μm , and FeH is present at 0.99, 1.2, and 1.6 μm . The *J*-band spectral region exhibits a number of features that can be attributed to K I and Na I lines in addition to FeH. There is no indication of CH₄ in the spectrum of this source. These features are all indicative of a late-type L dwarf, as also indicated by the optical spectrum of Cruz et al. (2007).

3. ANALYSIS

The key binary properties of 2M 2132+1341A and B are derived here and summarized in Table 3. Individual apparent magnitudes are calculated from the observed Δ magnitudes (Table 2) and the integrated apparent magnitudes (unresolved) measured by the Two Micron All Sky Survey (2MASS) (Cutri et al. 2003). Since the differential photometry observed with NIRC2 was measured with the MKO filter system, we converted the integrated *J* and *H* photometry from the 2MASS filter system to MKO using the color transformations of Leggett et al. (2007). While they provide no transformation between K_s MKO and K_s 2MASS, the transmission curves are very similar (1-2% difference, S. Leggett private communication) and therefore we apply no correction. Uncertainties in the transformations and photometry are propagated in quadrature and reported in Table 3.

With measured differential photometry, derived apparent magnitudes, and a measured combined $L6 \pm 0.5$ optical spectrum from Cruz et al. (2007), what physical properties of the individual components can we infer? Since there is no known trigonometric parallax for the object, we rely on first estimating the component spectral types to derive absolute magnitudes using an empirical relation. This then enables estimates of the distance modulus, bolometric luminosities, and ultimately, with the aid of theoretical evolutionary tracks, masses and a period. The better constrained the component spectral types are, the more constrained (and meaningful) will the derived physical properties be.

3.1. Spectral Types

The component near-infrared colors listed in Table 2 by themselves provide only rough constraint on the individual spectral types (eg. Chiu et al. 2006). While the primary is certainly a mid-L dwarf, L3-L8, the possible spectral types for the secondary extend into the T-range, L3-T1. While the combined light spectrum is similar to that of an L6, the components may have very discrepant spectral types. The secondary could even be a T dwarf without the characteristic CH₄ bands appearing in the combined light spectrum.

To derive more precise estimates of the individual component spectral types, we used a spectral synthesis technique based on that used by Burgasser et al. (2006a) to

study L dwarf plus T dwarf binaries¹⁰. A large sample of composite spectra were generated by combining various pairings of L5-T6 SpeX prism spectra obtained by A. Burgasser & K. Cruz (72 individual spectra in all). The spectral types of the template spectra are based on optical classifications for L dwarfs (e.g. Kirkpatrick et al. 1999) and near-infrared classifications for the T dwarfs (e.g. Burgasser et al. 2006a). The components of these spectra were constrained to have the same relative K_s -band magnitudes as measured for 2M 2132+1341AB, and to simultaneously be within 3σ of the measured ΔJ (0.27 mag) and ΔH (0.12 mag). The best matches between the composite spectra and the observed (unresolved) spectrum of 2M 2132+1341AB were quantitatively determined by comparing both relative *J* and *H* magnitudes and H₂O and CH₄ spectral ratios (defined in Burgasser et al. 2006b). No assumption was made on the absolute magnitudes of the individual components in this analysis so that the absolute magnitude/spectral type scale was left as a free parameter.

Figure 2 illustrates the three best-fit composite spectra based on both the relative magnitudes and spectral ratio comparisons. In all three cases, an L5 spectral classification is selected for the primary along with an L7 or L8 for the secondary. In fact, this was the case for the best twenty fits. While the uncertainty is dominated by one subclass of uncertainties in the individual library spectral classifications, the consistency in the matches likely average out the overall uncertainty. Hence we conclude that the primary is a likely $L5 \pm 0.5$ and its companion a likely $L7.5 \pm 0.5$.

The fourth fit shown in Figure 2 (bottom right) shows one of the combinations that was disqualified due to the disparity between the predicted and measured Δ magnitudes. The components of this system are the unusually red L5 2MASS J062445.95-452154.8 (Reid et al., in prep.) and the unusually blue L7 2MASS J09083803+5032088 (Cruz et al. 2003, 2007). Despite a good morphological fit, this kind of analysis that includes Δ magnitudes as constraints to the properties of individual components is sufficiently robust to remove atypical component spectra. Of course, resolved near-infrared spectroscopy is required to verify the accuracy of these classifications.

3.2. Physical Companions?

Are the components of 2M 2132+1341AB physical companions? Calculating spectrophotometric distances of the two sources separately results in equal values, 28 ± 4 pc. We used the fitted spectral types to independently obtain intrinsic flux densities (M_K) from the polynomial fit of Burgasser (2007). The distance's uncertainty includes those in the spectral types and in a spectral type/absolute magnitude relation (see next section) taken in quadrature. In addition, assuming a surface density of order 10^{-3} deg⁻² (Cruz et al. 2007) for all nearby L dwarfs, the probability of two lying within 0.1'' is $\approx 10^{-7}$. Hence random alignment is very unlikely. Lastly, the 2M 2132+1341 pair, or at least the primary, shows a large proper motion of 0.4''/yr (NOMAD; Zacharias et al. 2005). A 2MASS K_s image of 2M 2132+1341 ob-

¹⁰ See also Cruz et al. (2004); Burgasser et al. (2005b); Liu et al. (2006); Reid et al. (2006).

served in UT 1998 appears single. With sensitivity to point source brightness of $K_s \approx 15.3$ mag, 2M 2132+1341B would have been detectable and resolved at separations $\gtrsim 1.5''$ (Burgasser et al. 2005a). Therefore we rule out 2M 2132+1341B as an unrelated background object since its projected position nearly 8 yrs ago would have been resolved in the 2MASS image. These factors provide strong evidence that the two sources are physical companions.

3.3. Masses, Age, and Period

With well-constrained spectral types in hand, we can now derive many of the binary’s physical properties summarized in Table 3. An absolute K magnitude for the primary is obtained using an M_K -spectral type relation from Figure 3 of Burgasser (2007), where binaries have been excluded. The companion absolute magnitude is then obtained by applying our measured ΔK_s ($\approx \Delta K$; S. Leggett, priv. comm.). Using our constrained component spectral types, we acquire the K -band bolometric corrections from Golimowski et al. (2004), apply them to our ΔK photometry, and calculate the bolometric luminosity ratio between the components to be 0.32 ± 0.08 dex. Individual bolometric luminosities in units of solar luminosity, estimated from the component M_K and BC_K values, are $6.3 \times 10^{-5} \pm 1.9 \times 10^{-5} L_\odot$ for the primary and $3.0 \times 10^{-5} \pm 1.0 \times 10^{-5} L_\odot$ for the companion.

Individual masses of 2M 2132+1341A and B can be estimated from theoretical evolutionary models using our derived bolometric luminosities and estimated ages of the system. The system’s age, however, is less constrained. The binary does not appear affiliated with any moving-group or open cluster. Its optical spectrum shows no lithium or H_α spectral features (Cruz et al. 2007) suggesting that the source is more consistent with old field L dwarfs (Kirkpatrick et al. 2000; West et al. 2004). Neither is there near-infrared color or optical spectrum evidence of sub-solar metallicity (eg. Burgasser et al. 2003; Burgasser 2004) indicating the system is probably not a member of the Galaxy’s thick disk or halo populations ($\gtrsim 10$ Gyr; Reid & Hawley 2005). In addition, the system’s tangential motion of 53 ± 2 km s $^{-1}$ (NOMAD; Zacharias et al. 2005) is inconsistent with a young object ($\lesssim 1$ Gyr).

The lack of lithium absorption in the optical spectrum can help place a lower mass limit to 2M 2132+1341A of approximately $0.065 M_\odot$ depending on the system’s age (Rebolo et al. 1992; Chabrier et al. 1996; Basri et al. 1996; Burrows et al. 1997). Objects less than this limiting mass will always have central temperatures below the lithium-burning temperature. Slightly more massive objects will undergo lithium burning such that the element is observable at only younger ages. For example, using the models of Burrows et al. (1997), a $0.075 M_\odot$ object will undergo complete lithium burning in about 140 Myr. In Figure 3 we show their theoretical evolutionary tracks where we place the lower mass limit of 2M 2132+1341A along a constant lithium abundance line of 1% of the original abundance (similar to Liu & Leggett (2006), we assume that a decrease in the initial lithium abundance by a factor of 100 marks the lithium absorption detection limit). This provides a lower age limit of 0.8-1.3 Gyr, consistent with a weak or absent lithium absorption feature.

Assuming the companion is coeval with the primary, this lower age along with the uncertainties in the secondary’s luminosity predicts masses of 0.040 - $0.054 M_\odot$. A 10 Gyr upper limit results in a primary mass of 0.077 - $0.079 M_\odot$ and a secondary of 0.076 - $0.077 M_\odot$. According to a theoretical analysis conducted by Allen et al. (2005) of the age distribution of nearby field L dwarfs, there is a $\sim 30\%$ probability that 2M 2132+1341A and B are less than ~ 1 Gyr and a $\sim 75\%$ chance that they are younger than ~ 5 Gyr. We list the median mass estimates for three ages in Table 3 including a 5 Gyr best guess for stars in the solar neighborhood. Both objects likely straddle the hydrogen burning mass threshold (≈ 0.072 - $0.075 M_\odot$; Burrows et al. 1997; Baraffe et al. 1998) with the secondary most likely substellar.

The projected separation between the two components is only 1.8 ± 0.3 AU (at a distance of 28 ± 4 pc). We estimate the semimajor axis of 2M 2132+1341AB by assuming that on average the true semimajor axis is 1.26 times larger than the projected separation (Fischer & Marcy 1992) or $\langle a \rangle = 2.3$ AU. Using Kepler’s third law and the range of possible masses, we estimate an orbital period of 7-12 yr. Hence, this system is a good candidate target for astrometric monitoring to derive orbital mass measurements (Lane et al. 2001; Bouy et al. 2004; Zapatario-Osario et al. 2004).

4. DISCUSSION

4.1. How Typical are the Binary Properties of 2M 2132+1341AB?

VLM binaries are characterized by near-unity mass ratios ($q \sim 0.8$ - 1.0) and tight separation distributions peaking between 3-10 AU (Burgasser et al. 2007, and references within). According to the Very Low-Mass Binaries Archive¹¹, about a third of these systems are L/L binaries. The binary properties of 2M 2132+1341AB, $q \gtrsim 0.9$ and projected separation of 1.8 ± 0.3 AU, are consistent with these distributions.

Currently there are 16 known VLM binaries with angular separations less than the mean 66 mas separation of 2M 2132+1341AB. The tightest nine are spectroscopic binaries and are as yet unresolved. The subsequent seven were all discovered with the HST. Despite large aperture ground-based telescopes achieving AO corrected resolutions at K typically twice that of the HST, the space telescope’s more stable point spread function allows for the identification of undersampled binaries. Interestingly, 2M 2132+1341AB is the tightest resolved very low-mass binary discovered by a ground-based telescope and the tightest using LGS AO. The clear separation of this system into two well-resolved components indicates that with good AO correction, ground-based facilities can indeed achieve a superior resolution in the near-infrared compared to HST.

4.2. Future Dynamical Mass for 2M 2132+1341AB

Theoretical evolutionary models relating mass-luminosity-age relations are still largely uncalibrated

¹¹ The Archive lists all the VLM binary systems reported in refereed journals, defined as binaries with total estimated mass less than $\sim 0.2 M_\odot$. This mass limit is arbitrary and corresponds to binary M6 field dwarfs (slightly earlier spectral types for younger objects). The website is maintained by Nick Siegler at http://paperclip.as.arizona.edu/~nsiegler/VLM_binaries

for the lowest mass objects. In fact, only three VLM systems with constrained ages (all young) have had reliable orbits *and* resolved fluxes leading to derived individual kinematic masses - AB Dor C (~ 50 -100 Myr; Close et al. 2005; Luhman et al. 2005), the eclipsing brown dwarf binary 2MASS J05352184-0546085AB found in Orion (~ 1 -2 Myr; Stassun et al. 2006), and GJ 569Bab (~ 500 Myr; Zapatero-Osario et al. 2004). Unfortunately, neither 2M 2132+1341AB's age nor distance is sufficiently well constrained to be used as a high accuracy luminosity-mass calibrator. However, if future high resolution optical spectroscopy (eg. repaired Space Telescope Imaging Spectrograph on HST) shows the presence of lithium in the companion, the system's age could be further constrained to ~ 0.8 -2.5 Gyr making it a useful system for dynamical mass measurements. This would likely require, however, a widening in the components' projected separation. The HST and/or ground-base LGS AO observations should be able to measure significant orbital motion over the next ~ 6 yrs, similar to the study of 2MASSW J0746425+2000321 (Bouy et al. 2004), the only dynamical mass measurement of an L dwarf binary.

5. SUMMARY

Keck II LGS AO observations of 2MASS J21321145+1341584 show that this very low-mass dwarf is a binary system. Observed differential near-infrared photometry and integrated spectra (optical and near-infrared) indicate that both components are consistent with mid-L dwarfs. Based on modeling the integrated optical spectra with spectra from 72 known L and T dwarfs, we identify 2M 2132+1341A as an $L5 \pm 0.5$ and 2M 2132+1341B as an $L7.5 \pm 0.5$. The lack of lithium in the optical spectra suggests the primary's age is older than 800 Myr. The system's very close separation ($0.066''$) and common proper motion from 2MASS infers a physical association. With conservative age estimate of 5 Gyr, model-dependent masses suggest a system whose components straddle the hydrogen

burning limit threshold with the primary likely stellar and the secondary likely substellar. The close projected separation (1.8 ± 0.3 AU) and near unity mass ratio of the system are consistent with previous results for field VLM binaries. The relatively short estimated orbital period of this system (~ 7 -12 yr) make it an ideal target for dynamical mass measurements. At the time of this writing, 2M 2132+1341AB's angular separation is the tightest for any VLM binary discovered from a ground-based telescope and is the tightest using LGS AO.

The authors would like to acknowledge NASA and the NASA TAC for making this time available and the entire Keck LGS AO team for having set the bar for LGS performance. We also thank the referee Kevin Luhman for a thorough reading and suggested improvements. N.S. would like to thank Mike Cushing for discussions regarding L and T spectral classifications and Adam Burrows for providing model calculations. C.M. and B.M. note that their research was performed under the auspices of the U.S. Department of Energy by the University of California, Lawrence Livermore National Laboratory under contract W-7405-ENG-48, and also supported in part by the NSF Science and Technology Center for AO, managed by the University of California at Santa Cruz under cooperative agreement AST 98-76783. This research has made use of the Simbad and VizieR databases operated at CDS in Strasbourg, France; the Two Micron All Sky Survey (2MASS) data services, a joint project of the University of Massachusetts and the Infrared Processing Center/California Institute of Technology, funded by NASA and the NSF; the U.S. Naval Observatory (USNO) Naval Observatory Merged Astrometric Dataset (NOMAD). IRAF is distributed by the National Optical Astronomy Observatories, which is operated by the Association of Universities for Research in Astronomy, Inc., under contract to the NSF.

REFERENCES

- Allen, P. R., Kroener, D. W., Reid, I. N., & Trilling, D. E. 2005, *ApJ*, 625, 385
- Baraffe, I., Chabrier, G., Allard, F., & Hauschildt, P. H. 1998, *A&A*, 337, 403
- Basri, G., Marcy, G. W., & Graham, J. R. 1996, *ApJ*, 458, 600
- Becklin, E. E. & Zuckerman, B. 1988 *Nature*, 336, 656
- Bouchez, A. H., et al. 2004, *Proc. SPIE*, Vol. 5490, 321, *Advancements in Adaptive Optics*, ed. D. Calia, B. L. Ellerbroek, & R. Ragazzoni
- Bouy, H., et al. 2004, *A&A*, 423, 341
- Burgasser, A. J., et al. 2003, *ApJ*, 592, 1186
- Burgasser, A. J. 2004, *ApJ*, 614, L73
- Burgasser, A. J., Kirkpatrick, J. D., & Lowrance, P. J. 2005a *AJ*, 129, 2849
- Burgasser, A. J., Reid, I. N., Leggett, S. K., Kirkpatrick, J. D., Liebert, J., & Burrows, A. 2005b, *ApJ*, 634, 177
- Burgasser, A. J. & Kirkpatrick, D. J. 2006, *ApJ*, 645, 1485
- Burgasser, A. J., et al. 2006a, *ApJS*, 166, 585
- Burgasser, A. J., Geballe, T. R., Leggett, S. K., Kirkpatrick, J. D., & Golimowski, D. A. 2006b, *ApJ*, 637, 1067
- Burgasser, A. J., Reid, I. N., Siegler, N., Close, L. M., Allen, P., Lowrance, P. J., & Gizis, J. E., in *Planets and Protostars V*, eds B. Reipurth, D. Jewit, and K. Keil (Univ. Arizona Press: Tucson), 951, 2007, 427
- Burgasser, A. J. 2007, *ApJ*, in press
- Burrows, A. et al. 1997, *ApJ*, 491, 856
- Burrows, A., Hubbard, W., B., Lunine, J., I., & Liebert, J. 2001, *Review of Modern Physics*, 73, 719
- Chabrier, G., Baraffe, I., & Plez, B. 1996 *ApJ*, 459, L91
- Chappelle, R. J., Pinfield, D. J., Steele, I. A., Dobbie, P. D., & Magazzu, A. 2005 *MNRAS*, 361, 1323
- Chiu, K., et al. 2006, *AJ*, 131, 2722
- Close, L. M., et al. 2002, *ApJ*, 566, 1095
- Close, L. M., et al. 2005, *Nature*, 433, 286
- Close, L. M., et al. 2007, *ApJ*, in press
- Cruz, K. L., Reid, I. N., Liebert, J., Kirkpatrick, J. D., & Lowrance, P. J. 2003 *AJ*, 126, 2421
- Cruz, K. L., et al. 2004, *ApJ*, 604, L61
- Cruz, K. L., et al. 2007, *AJ*, 133, 439
- Cushing, M. C., Vacca, W. D., & Rayner, J. T. 2004, *PASP*, 116, 362
- Cushing, M. C. & Vacca, W. D. 2006, *AJ*, 131, 1797
- Cutri, R. M. et al. 2003, 2MASS All-Sky Catalog of Point Sources (Pasadena: IPAC)
- Dahn, C. C., et al. 2002, *AJ*, 124, 1170
- Fischer, D.A. & Marcy, G. W. 1992, *ApJ*, 396, 178
- Gelino, C. R., Kulkarni, S. R., & Stephens, D. C. 2006, *PASP*, 118, 611
- Golimowski et al. 2004, *AJ*, 127, 3516
- Hawley, S. L. et al. 2002, *AJ*, 123, 3409
- Kirkpatrick, J. D., Henry, T. J., & Simons, D. A. 1995, *AJ*, 109, 797

- Kirkpatrick, J. D., et al. 1999, *ApJ*, 519, 802
- Kirkpatrick, J. D., Reid, I. N., Liebert, J., Gizis, J. E., Burgasser, A. J., Monet, D. G., Dahn, C. C., Nelson, B., Williams, R. J. 2000, *AJ*, 120, 447
- Kirkpatrick, J. D. 2005, *ARA&A*, 43, 195
- Lane, B. F., Zapatero Osorio, M. R., Britton, M. C., Martín, E. L., & Kulkarni, S. R. 2001, *ApJ*, 560, 390
- Leggett, S. K., et al. 2007, *MNRAS*, in press
- Lépine, S., Rich, R. M., & Shara, M. M. 2003, *ApJ*, 591, L49
- Liu, M. C. & Leggett, S. K. 2005, *ApJ*, 634, 616
- Liu, M. C. et al. 2006, *ApJ*, 647, 1393
- Liu, M. C. 2006, *Proc. SPIE*, Vol. 6272, in press, *Advances in Adaptive Optics II*, B. L. Ellerbroek & C. D. Bonaccini
- Luhman, K. L., Stauffer, J. R. & Mamajek, E. E. 2005, *ApJ*, 628, L69
- Maxted, P. F. L. & Jeffries, R. D. 2005, *MNRAS*, 326, L45
- McLean, I.S., Graham, J. R., Becklin, E. E., Figer, D. F., Larkin, J. E., Levenson, N. A. & Teplitz, H.L. 2000, *Proc. SPIE*, Vol. 4008, 1048, *Optical and IT Telescope Instrumentation and Detectors*, ed. M. Iye & A. Moorwood
- Monet, D. G. et al., 2003, *AJ*, 125, 984
- Nakajima, T., Oppenheimer, B. R., Kulkarni, S. R., Golimowski, D. A., Matthews, K., & Durrance, S. T. 1995, *Nature*, 378, 463
- Oppenheimer, B. R., Kulkarni, S. R., Matthews, K., & Nakajima, T. 1995, *Science*, 270, 1478
- Pinfield, D. J. et al., 2003, *MNRAS*, 342, 1241
- Rebolo, R., Martín, E. L., & Magazzu, A. 1992, *ApJ*, 389, L83
- Rayner, J. T., Toomey, D. W., Onaka, P. M., Denault, A. J., Stahlberger, W. E., Vacca, W. D., Cushing, M. C., & Wang, S. 2003, *PASP*, 115 362
- Reid, I. N. & Hawley, S. L. 2005, *New Light on Dark Stars*, (2nd ed; Chichester: Praxis Publishing Ltd
- Reid, I. N., Lewitus, E., Allen, P. R., Cruz, K. L., & Burgasser, A. B. 2006, *AJ*, 132, 891
- Rodier, F. 2004, *Adaptive Optics in Astronomy* (Cambridge, UK:Cambridge University Press)
- Siegler, N., Close, L. M., & Freed M. 2002, *Proc. SPIE* Vol. 4839, 114, *Adaptive Optics Systems Technologies II*, ed P. Wizinowich & D. Bonaccini
- Simons, D. A. & Tokunaga, A. 2002, *PASP*, 114, 169
- Simons, D. A. & Tokunaga, A. 2002, *PASP*, 114, 169
- Stassun, K. G., Mathieu, R. D., & Valenti, J. A. 2006, *Nature*, 440, 311
- Thompson, L. A. & Gardner, C. S. 1987, *Nature*, 328, 229
- Tokunaga, A., Simons, D. A., & Vacca, W. D. 2002, *PASP*, 114, 180
- Vacca, W. D., Cushing, M. C., & Rayner, J. T. 2003, *PASP*, 115, 389
- West, A. A., et al. 2004, *AJ*, 128, 426
- Wizinowich, P. L., et al. 2004, *Proc. SPIE*, Vol. 5490, 1, *Advancements in Adaptive Optics*, ed. D. Calia, B. L. Ellerbroek, & R. Ragazzoni
- Wizinowich, P. L., et al. 2006, *PASP*, 118, 297
- Zacharias, N., Monet, D. G., Levine, S. E., Urban, S. E., Gaume, R., & Wycoff, G. L. 2004, *BAAS*, 205, #48.15
- Zapatero-Osorio, M. R., Lane, B. F., Pavlenko, Ya., Martín, E. L., Britton, M., & Kulkarni, S. R. 2004, *ApJ*, 615, 958

TABLE 1
ULTRACOOL FIELD DWARFS OBSERVED WITH NO PHYSICAL
COMPANION DETECTIONS^a

2MASS Name	K_s	Spectral Type	References
LSR J1610-0040	12.02	sdM:sdL:	1,2
2MASS J17210390+3344160	12.47	L3	3
SDSS J202820.32+005226.5	12.79	L3	4
2MASS J20343769+0827009 ^b	13.08	M:L	5
2MASS J22490917+3205489 ^c	13.59	L5	6

REFERENCES. — (1) Lépine, Rich, & Shara (2003), (2) Cushing & Vacca (2006), (3) Cruz et al. (2003), (4) Hawley et al. (2002), (5) Kelle Cruz, priv. comm., (6) Cruz et al. (2007)

NOTE. — Each target has at least one bright NGS $\lesssim 30''$ serving as the tip/tilt and low-band source.

^a For near-equal mass binaries (mass ratio $\gtrsim 0.7$), the angular separation sensitivity is ~ 50 mas. For less massive companions ($q \lesssim 0.7$), sensitivity improves with increasing angular separation up to our observation's $10''$ radial field of view. ^b Object was originally classified as a mid-L dwarf but due to insufficient signal-to-noise ratio is now only roughly estimated as a late-M/early-L dwarf. ^c A faint point source at PA=194°, separation ~ 90 mas was observed in J , H , and K_s but determined to be a “super-speckle” due to its wavelength-dependent angular separation.

TABLE 2
2M 2132+1341AB OBSERVED
PROPERTIES

Property	Measurement
ΔJ	0.84 ± 0.09 mag
ΔH	0.88 ± 0.04 mag
ΔK_s	0.90 ± 0.04 mag
J_A	16.07 ± 0.07 mag
J_B	16.91 ± 0.12 mag
$(J - K_s)_A$	1.84 ± 0.09 mag
$(J - K_s)_B$	1.78 ± 0.14 mag
$(J - H)_A$	1.04 ± 0.09 mag
$(J - H)_B$	1.00 ± 0.13 mag
Separation	66 ± 4 mas
Position angle	$121.94 \pm 1.30^\circ$
Date observed	UT 2006 Jun 17

NOTE. — Photometry on the MKO system.

TABLE 3
2M 2132+1341AB DERIVED PROPERTIES

Property	Value
Spectral Types	
A + B (optical)	L6 \pm 1
A	L5 \pm 0.5
B	L7.5 \pm 0.5
M_{K_A}	11.92 ± 0.33 mag
M_{K_B}	12.82 ± 0.30 mag
Distance	28 ± 4 pc
Luminosities:	
L_A	$6.3 \times 10^{-5} \pm 1.9 \times 10^{-5} L_\odot$
L_B	$3.0 \times 10^{-5} \pm 1.0 \times 10^{-5} L_\odot$
Masses (A/B):	
0.8 Gyr	0.065/0.048 M_\odot
5 Gyr	0.077/0.075 M_\odot
10 Gyr	0.078/0.076 M_\odot
Proper motion (NOMAD):	
$\mu_\alpha \cos \delta$	-55.3 ± 9.0 mas yr ⁻¹
μ_δ	-394.7 ± 9.0 mas yr ⁻¹
Separation (projected)	1.8 ± 0.3 AU
Orbital period	7-12 yr

NOTE. — (1) All photometry on the MKO filter system, (2) See §3 for details and references.

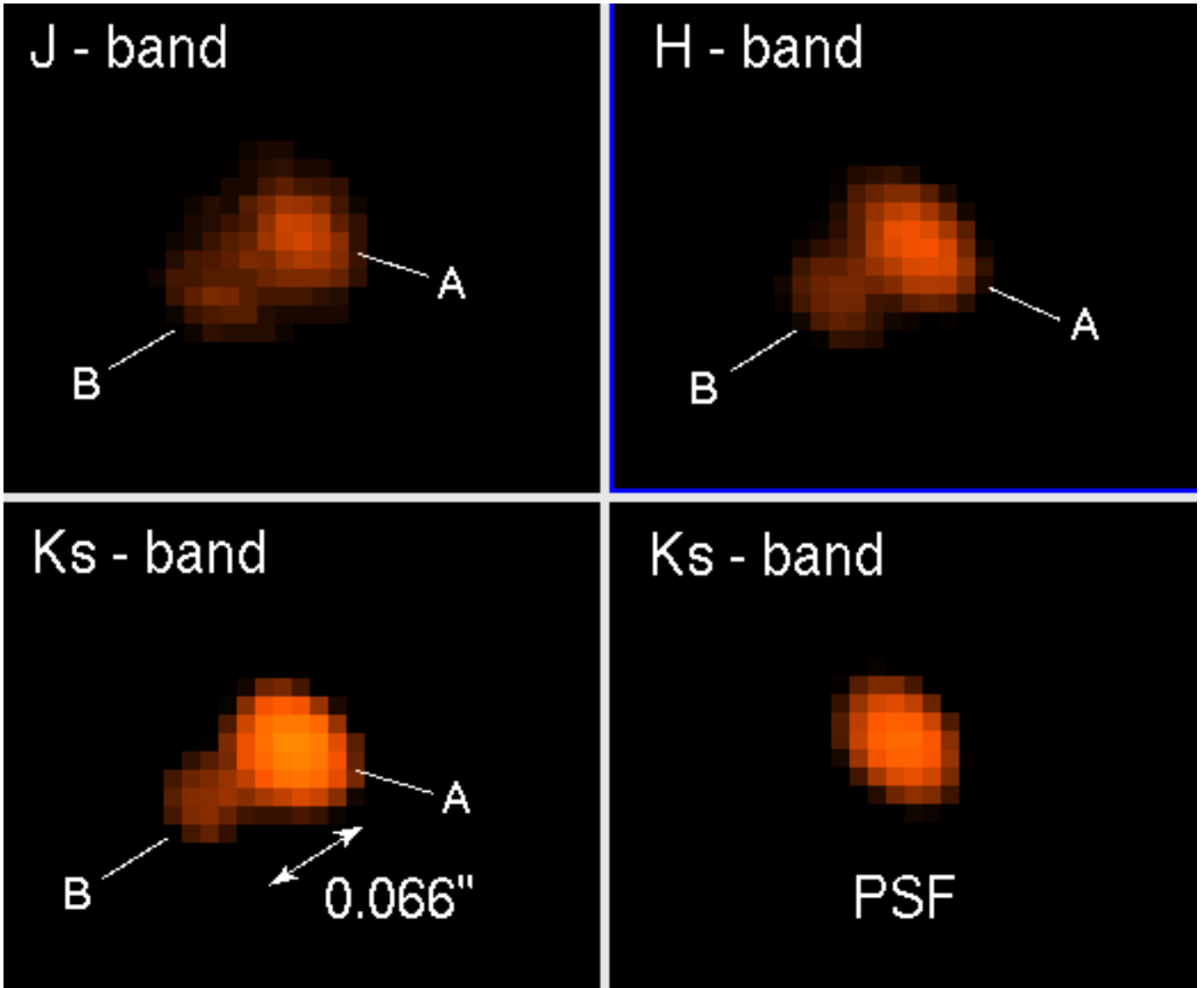


FIG. 1.— JHK_s -band images of 2M 2132+1341AB observed with Keck LGS AO; north is up and east to the left. We refer to the brighter component as the “primary” and designate it as 2M 2132+1341A; the fainter component is referred to as the “secondary” or the “companion” and we designate it as 2M 2132+1341B. The angular separation is only 66 ± 4 mas, among the tightest ultracool binaries ever resolved and the tightest yet resolved using a ground-based telescope. The LGS AO-corrected images have full width at half-maximum of $0.06''$, $0.07''$, $0.07''$ at J , H , and K_s , respectively. Each image is $0.3''$ on a side. The binary components are all slightly elongated along the telescope elevation axis (position angle $\sim 45^\circ$) believed to be due to telescope windshake. Also shown is one of the two PSFs used in the data reduction, 2MASS J16233609-2402209A (Close et al. 2007), a young, stellar-mass M5 observed with similar elongation and air mass.

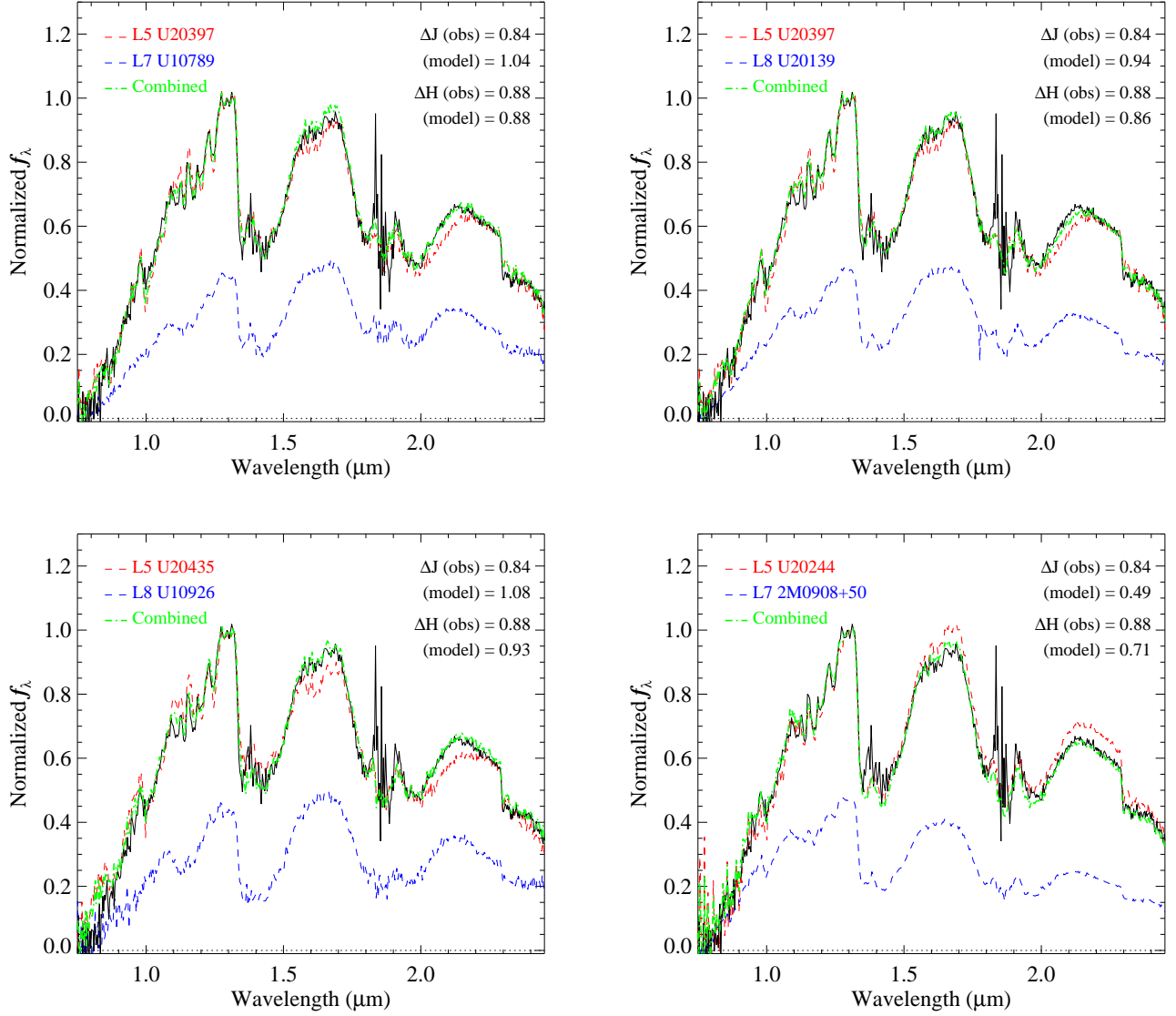


FIG. 2.— Comparisons between the observed spectrum of 2M 2132+1341AB and the composite spectra made by combining IRTF Spex spectra of spectral templates. In each panel, the observed near-infrared spectrum is represented by the *black line*. The upper (*red dashed line*) and lower spectra (*blue dashed*) in each panel are template guesses of the primary and secondary, respectively. The combined spectrum is represented by the *green dot-dashed line*. The K flux ratios between the secondary and primary are set to 2.29 ($\Delta K=0.9$ mag) in each composite spectrum. The corresponding magnitude differences of the fits at ΔJ and ΔH are shown in each panel. The two top panels and the bottom left suggest that an L5/L7.5 composite gives the closest match morphologically to the integrated 2M 2132+1341AB spectrum at J and H . We include the bottom-right panel to demonstrate that this kind of analysis is sufficiently robust to remove atypical component spectra (an atypically red L5 and an atypically blue L7) even when there is good morphological matching; see §3.1.

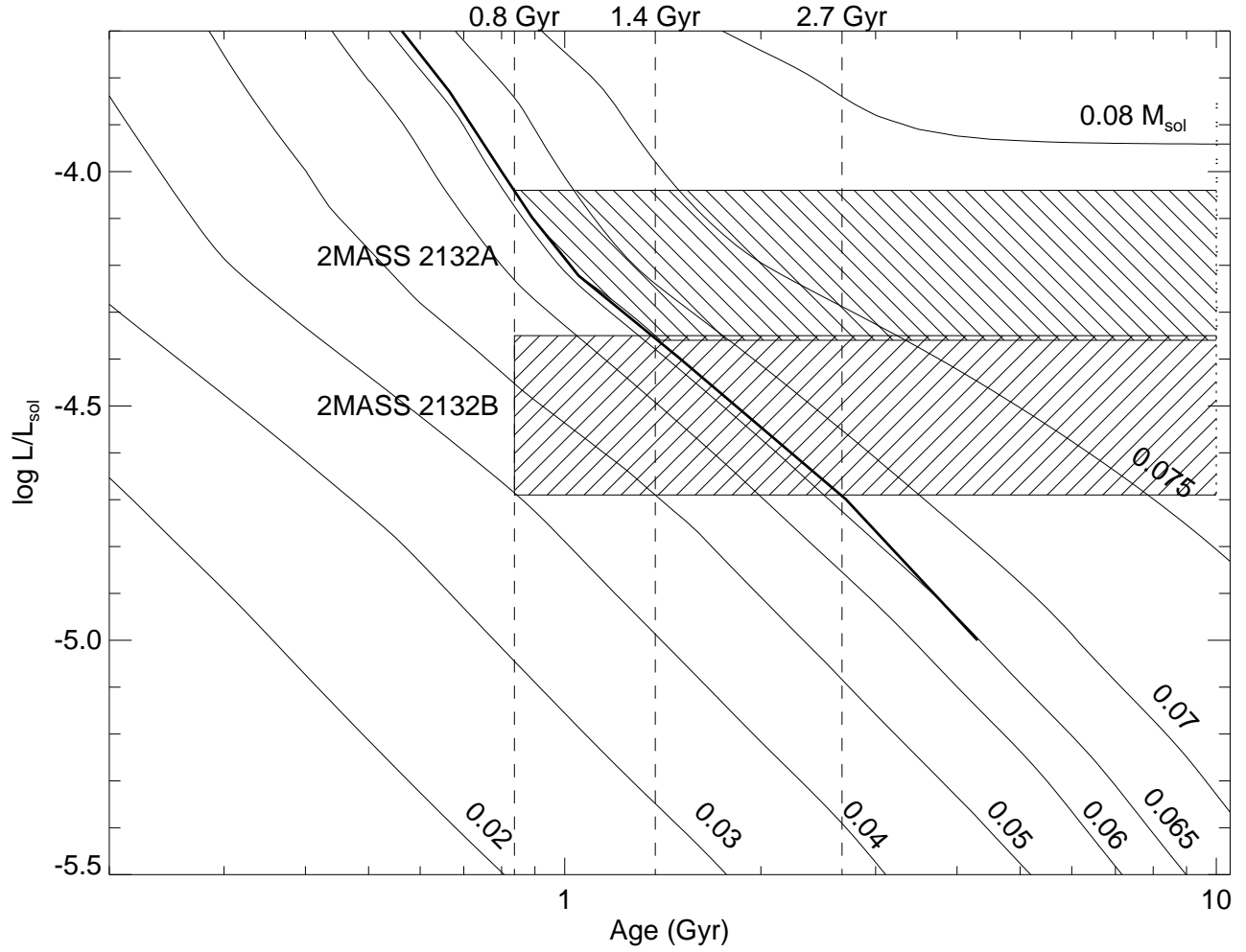


FIG. 3.— Theoretical evolutionary tracks from Burrows et al. (1997) for 2M 2132+1341A (*upper hatched region*) and B (*lower hatched region*). Diagonal *solid lines* show constant mass tracks; labelled numbers are in M_{\odot} units. The stellar/substellar boundary for the model is $\approx 0.075 M_{\odot}$; the *bold solid line* represents the 1% lithium depletion boundary drawn between the ages of 0.55–4.5 Gyr. The lack of a lithium absorption feature in the combined optical spectrum (Cruz et al. 2007) suggests ages to the right of this line ($\gtrsim 0.8$ –1.3 Gyr). Based on derived luminosity ranges and estimated upper-age limits discussed in §3.3, the two *hatched* regions predict possible primary masses of 0.065 – $0.078 M_{\odot}$ and companion masses of 0.040 – $0.077 M_{\odot}$.