

**UNCLASSIFIED**

**RFP - 174**

**MASTER**

# **AEC RESEARCH & DEVELOPMENT REPORT**

This document contains Secret - Restricted Data  
relating to civilian application of atomic energy.

**C-46 Criticality Hazards**

M-3679 (23rd Ed.)

## **Interaction of Two Metal Slabs of Plutonium in Plexiglas**

by

**C. L. Schuske  
A. Goodwin, Jr.  
G. H. Bidinger  
D. F. Smith**

**THE DOW CHEMICAL COMPANY**



**ROCKY FLATS PLANT DENVER, COLORADO**

U.S. ATOMIC ENERGY COMMISSION CONTRACT AT (29-1)-1106

**UNCLASSIFIED**

**RESTRICTED DATA**

THIS DOCUMENT CONTAINS RESTRICTED DATA AS DEFINED IN  
THE ATOMIC ENERGY ACT OF 1954. ITS TRANSMITTAL OR  
DISCLOSURE OF ITS CONTENTS IN ANY MANNER TO AN  
UNAUTHORIZED PERSON IS PROHIBITED.

~~SECRET~~ UNCLASSIFIED 1 2455

## **DISCLAIMER**

**This report was prepared as an account of work sponsored by an agency of the United States Government. Neither the United States Government nor any agency Thereof, nor any of their employees, makes any warranty, express or implied, or assumes any legal liability or responsibility for the accuracy, completeness, or usefulness of any information, apparatus, product, or process disclosed, or represents that its use would not infringe privately owned rights. Reference herein to any specific commercial product, process, or service by trade name, trademark, manufacturer, or otherwise does not necessarily constitute or imply its endorsement, recommendation, or favoring by the United States Government or any agency thereof. The views and opinions of authors expressed herein do not necessarily state or reflect those of the United States Government or any agency thereof.**

## **DISCLAIMER**

**Portions of this document may be illegible in electronic image products. Images are produced from the best available original document.**

## LEGAL NOTICE

This report was prepared as an account of Government sponsored work. Neither the United States, nor the Commission nor any person acting on behalf of the Commission:

A. Makes any warranty or representation, expressed or implied, with respect to the accuracy, completeness, or usefulness of the information contained in this report, or that the use of any information, apparatus, method, or process disclosed in this report may not infringe privately owned rights; or

B. Assumes any liabilities with respect to the use of, or for damages resulting from the use of any information, apparatus, method, or process disclosed in this report.

As used in the above, "person acting on behalf of the Commission" includes any employee or contractor of the Commission, or employee of such contractor, to the extent that such employee or contractor of the Commission, or employee of such contractor prepares, disseminates, or provides access to, any information pursuant to his employment or contract with the Commission, or his employment with such contractor.

Printed in USA. Charge 30 cents. Available from the U. S. Atomic Energy Commission, Technical Information Service Extension, P. O. Box 1001, Oak Ridge, Tennessee. Please direct to the same address inquiries covering the procurement of other classified AEC reports.

Date JAN 7 1960

ERRATA - RFP-174

Copy No. 127

"INTERACTION OF TWO METAL SLABS  
OF PLUTONIUM IN PLEXIGLAS"

~~(S... ..)~~

C. L. Schuske  
A. Goodwin, Jr.  
G. H. Bidinger  
D. F. Smith

The assumed correction to the radial leakage of Figure 2 is invalid. Therefore, Figure 4 and the remarks on page 8 regarding Figure 4 should be disregarded.

Date JAN 7 1960

ERRATA - RFP-174

Copy No. 127

"INTERACTION OF TWO METAL SLABS  
OF PLUTONIUM IN PLEXIGLAS"

~~(SUSPENDED)~~

C. L. Schuske  
A. Goodwin, Jr.  
G. H. Bidinger  
D. F. Smith

The assumed correction to the radial leakage of Figure 2 is invalid. Therefore, Figure 4 and the remarks on page 8 regarding Figure 4 should be disregarded.

**UNCLASSIFIED**

RFP-174

C-46 - CRITICALITY HAZARDS  
(M-3679 23rd Ed.)

This document consists of 14  
pages, No. 197 of 166 copies,  
Series A.

THE DOW CHEMICAL COMPANY  
ROCKY FLATS PLANT  
DENVER, COLORADO

U. S. Atomic Energy Commission Contract AT(29-1)-1106

INTERACTION OF TWO METAL SLABS  
OF PLUTONIUM IN PLEXIGLAS

by

C. L. Schuske  
A. Goodwin, Jr.  
G. H. Bidinger  
D. F. Smith

Criticality Group

L. A. Matheson - Technical Director  
J. G. Epp - Assistant Technical Director

RESTRICTED DATA

This document contains restricted data as defined in the  
Atomic Energy Act of 1954. Its transmission or the  
disclosure of its contents in any manner to an unauthorized  
person is prohibited.

Date Distributed: December 28, 1959

**UNCLASSIFIED**

DECLASSIFIED

Date Distributed: December 28, 1959

RFP-174  
C-46 - CRITICALITY HAZARDS  
(M-3679 23rd Ed.)

DISTRIBUTION

INTERNAL:

Copy No.

|      |                              |
|------|------------------------------|
| 1    | R. R. Harrison               |
| 2    | L. A. Matheson               |
| 3    | C. L. Schuske                |
| 4    | I. B. Venable                |
| 5-8  | Seth R. Woodruff, Jr. - RFAO |
| 9-10 | Library                      |

EXTERNAL:

|       |  |
|-------|--|
| 13    | Aerojet-General, San Ramon (IOO-880)           |
| 14-17 | Air Force Ballistic Missile Division           |
| 18-19 | AFPR, Boeing, Seattle                          |
| 20-21 | AFPR, Lockheed, Marietta                       |
| 22-23 | Air Force Special Weapons Center               |
| 24-25 | Albuquerque Operations Office                  |
| 26    | Alco Products, Inc.                            |
| 27    | Allis-Chalmers Manufacturing Company           |
| 28-29 | Argonne National Laboratory                    |
| 30-33 | Atomic Energy Commission, Washington           |
| 34    | Atomics International                          |
| 35-36 | Babcock and Wilcox Company (NYOO-1940)         |
| 37    | Babcock and Wilcox Company (NYOO-274)          |
| 38    | Battelle Memorial Institute                    |
| 39    | Bridgeport Brass Company, Adrian               |
| 40    | Brookhaven National Laboratory                 |
| 41    | Bureau of Aeronautics                          |
| 42    | BAR, Aerojet-General, Azusa                    |
| 43    | Bureau of Medicine and Surgery                 |
| 44    | Bureau of Ships                                |
| 45    | Bureau of Yards and Docks                      |
| 46-48 | Chicago Operations Office                      |
| 49    | Combustion Engineering, Inc. (NRD)             |
| 50    | Continental Army Command                       |
| 51    | Defense Atomic Support Agency, Sandia          |
| 52    | Defense Atomic Support Agency, Washington      |
| 53    | Division of International Affairs (Pennington) |
| 54-55 | duPont Company, Aiken                          |



56 duPont Company, Wilmington  
57 Electric Boat Division  
58 Franklin Institute of Pennsylvania  
59 General Atomic Division  
60-62 General Electric Company (ANPD)  
63-66 General Electric Company, Richland  
67 General Nuclear Engineering Corporation  
68 Goodyear Atomic Corporation  
69 Hanford Operations Office  
70 Idaho Test Division (LAROO)  
71 Jet Propulsion Laboratory  
72 Knolls Atomic Power Laboratory  
73 Lockland Aircraft Reactors Operations Office  
74-75 Los Alamos Scientific Laboratory  
76-78 Mallinckrodt Chemical Works  
79 Marquardt Aircraft Company  
80 Martin Company  
81 Mound Laboratory  
82 National Aeronautics and Space Administration,  
Cleveland  
83 National Bureau of Standards  
84 National Lead Company of Ohio  
85 Naval Air Development Center  
86 Naval Air Material Center  
87-88 Naval Research Laboratory  
89 New Brunswick Area Office  
90-91 New York Operations Office  
92 New York Shipbuilding Corporation  
93 Nuclear Development Corporation of America  
94 Nuclear Metals, Inc.  
95 Oak Ridge Operations Office  
96 Office of Naval Research  
97 Office of the Chief of Naval Operations  
98 Office of the Surgeon General  
99 Olin Mathieson Chemical Corporation  
100 Patent Branch, Washington  
101 Phillips Petroleum Company (NRTS)  
102 Power Reactor Development Company  
103 Pratt and Whitney Aircraft Division  
104 Sandia Corporation  
105 Sandia Corporation, Livermore  
106 Sargent & Lundy  
107 Sylvania-Corning Nuclear Corporation  
108 The Surgeon General  
109-110 Union Carbide Nuclear Company (ORGDP)  
111-115 Union Carbide Nuclear Company (ORNL)  
116 Union Carbide Nuclear Company (Paducah Plant)  
117 Union Carbide Nuclear Company (Y-12 Plant)  
118 USAF Headquarters

119-120  
121-122  
123-124  
125  
126  
127-166

University of California, Berkeley  
University of California, Livermore  
Westinghouse Bettis Atomic Power Laboratory  
Westinghouse Electric Corporation  
Yankee Atomic Electric Company (NYOO-222)  
Technical Information Service Extension

ABSTRACT

Neutron multiplication measurements were made on two identical metal slabs of plutonium moderated and reflected by Plexiglas.

ACKNOWLEDGMENTS

These tests were made possible by the cooperation of Mr. I. B. Venable. Special thanks are extended to Mr. W. W. Wright and Mr. R. A. Vandegrift for their help in making arrangements for these experiments.

## 1. INTRODUCTION

Neutron multiplication measurements were performed on two identical finite metal slab assemblies separated and reflected by Plexiglas.

The purpose of these measurements was:

(1) to determine the isolation separation for two metal slabs in a hydrogenous medium, and

(2) to determine the moderating effect upon two identical interacting slabs separated by a hydrogenous medium.

## 2. EXPERIMENTAL MATERIALS

The measuring equipment used in these experiments included scalers coupled to B<sup>10</sup>-lined counters encased in polystyrene moderators. An unmoderated LiI(Eu) scintillator was also used.

### 2.1 Materials

#### 2.1.1 Moderator and Reflector

- A. Plexiglas  $\sim 1.19 \text{ g/cm}^3$
- B. Styrofoam spacers for the core  
approximate density =  $0.026 \text{ g/cm}^3$

#### 2.1.2 Fuel

- A. Plutonium metal discs 12.5 in. in diameter, Thickness from 0.0357 in. to 0.0632 in. Average density  $\sim 15.8 \text{ g/cm}^3$ .

### 3. PROCEDURE AND RESULTS

Figure 1 is a schematic of the interacting slab assemblies. Regions A and A' are the interacting metal slabs of equal thickness. Region B was varied from zero thickness to 6 in. of Plexiglas. Regions C and C' were the end reflectors and D the lateral reflector.

Figure 2 provides a plot of the extrapolated critical values for the total slab thickness (sum of A and A') as a function of the separation. The slight rise in the total thickness at a separation of 0.5 in. indicates that for two finite slabs the leakage predominates. This region is then followed by a drop in the total thickness indicating that the moderating effect of the Plexiglas became important. This region is then followed by a sharp rise in the thickness indicating that leakage and absorption of the neutrons are decisive.

An attempt was made in Figure 3 to determine the magnitude of the effect of leakage from the lateral surfaces of the finite slab assembly. This was accomplished by constructing the slab assemblies as illustrated in Figure 1 with one exception. Region B previously made of Plexiglas was replaced with a low density Styrofoam to simulate a void. It is believed that this method slightly over-corrects for the effect of edge leakage.

Figure 3 is a plot of total slab thickness as a function of Styrofoam thickness.

Figure 4 is a plot of total slab thickness as a function of Plexiglas separation thickness. In this figure, the effects of lateral leakage described in Figure 3 are included.

Figure 4 was drawn in the following manner: The difference of the ordinates for Figures 2 and 3, for various separation thicknesses, can be attributed to the effect of lateral leakage. This difference is then subtracted from each corresponding ordinate of Figure 3. The resultant values for total slab thickness are then plotted as functions of the separation distance of the two slabs, thus giving rise to Figure 4. The shape (not the magnitude of the axis) of this curve would approximate the shape of a curve for two interacting slabs of infinite cross section.

It is interesting to note that the shape of this relation, given in Figure 4, approximates that derived by E. R. Woodcock<sup>(1)</sup> for two equal and infinite Oralloys slabs. It is apparent that the effect of moderation reduces the total single reflected slab thickness by a factor of approximately 3.5 when 1.75 in. of Plexiglas are used as a separator.

---

(1)E. R. Woodcock, "Critical Assemblies of Infinite Slabs of Highly Enriched Uranium and Water", UKAEA Report ASHB Report 17, July, 1959. (Unclassified)

██████████

Figure 5 has been reproduced from RFP-169.<sup>(2)</sup> The isolation separation thickness derived in these experiments has been plotted in Figure 5. It can be seen that two identical interacting metal slabs, each at 79% of critical, have about the same isolation thickness as do two aqueous solution slabs, each at 92% of critical. It appears that for two identical metal slabs, each at 92% of critical, the isolation thickness would be approximately 1.5 in. greater than for the solution slabs. The above assumption is based on the equality of Plexiglas and water as separating media.

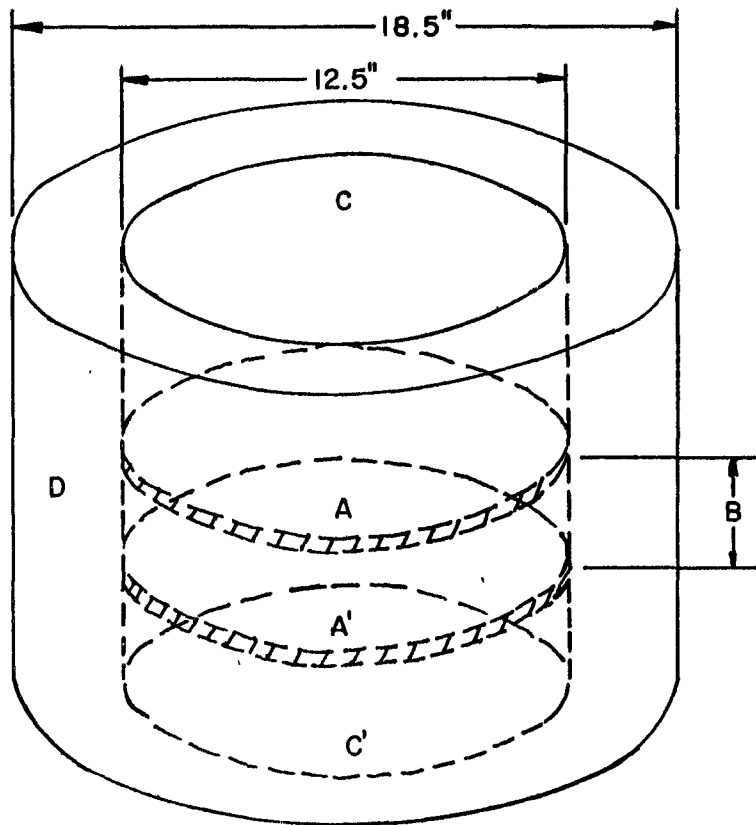
This effect can be expected since the average energy of the leakage flux for the metal slabs is greater than that for the aqueous solution slabs and consequently a greater thickness of water is necessary in the former to compensate for this effect.

---

(2) C. L. Schuske, and A. N. Nickel, "Isolation Thickness of Water for Uranyl Fluoride Solution Systems", USAEC Report RFP-169, December 21, 1959. (Unclassified)

██████████

## INTERACTING METAL SLABS



- A and A'—Equal Thickness Plutonium Metal Slabs
- B———Plexiglass Separation Thickness
- C and C'—Plexiglass End Reflector 4 Inches Thick
- D———Plexiglass Lateral Reflector 3 Inches Thick

FIGURE I



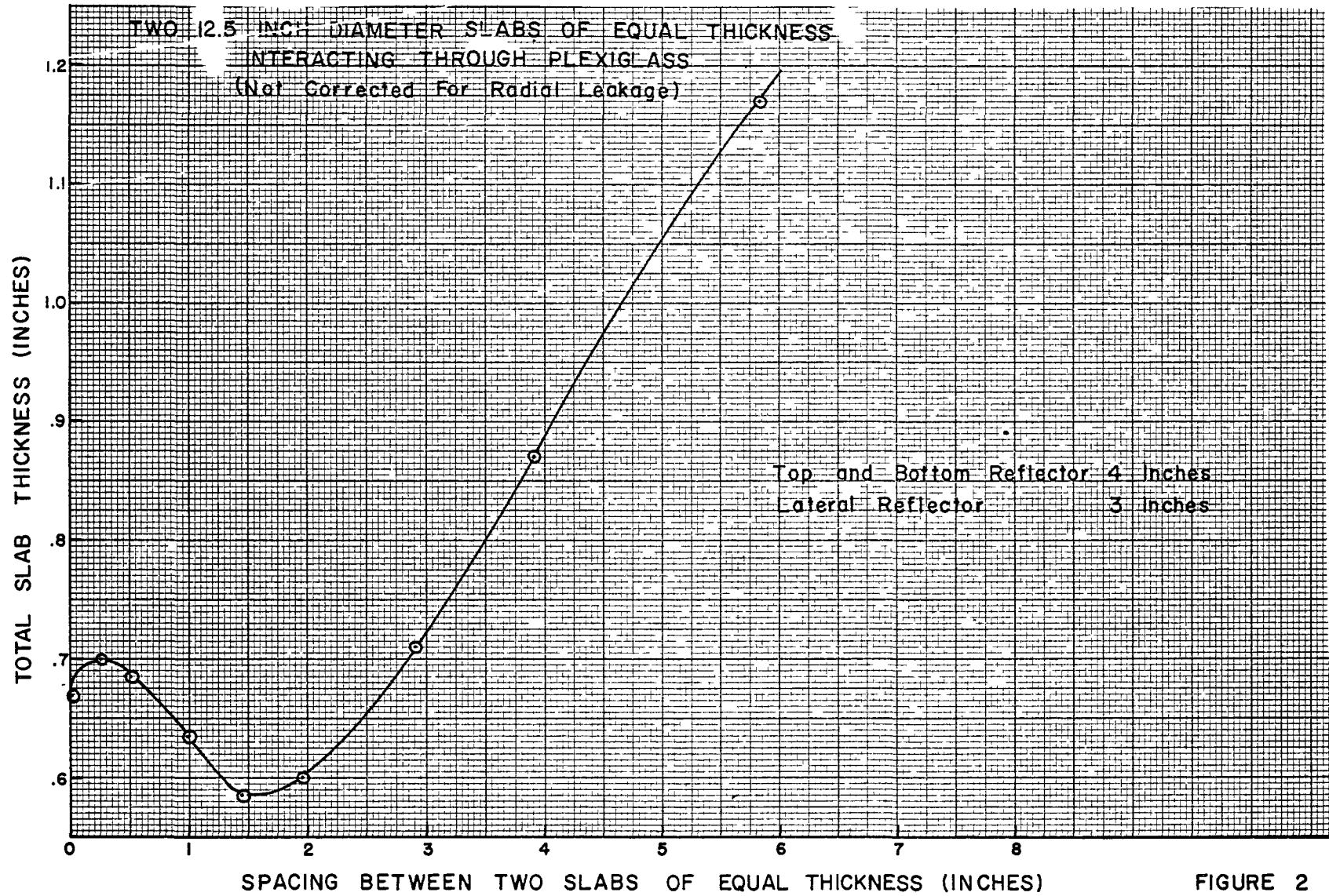


FIGURE 2

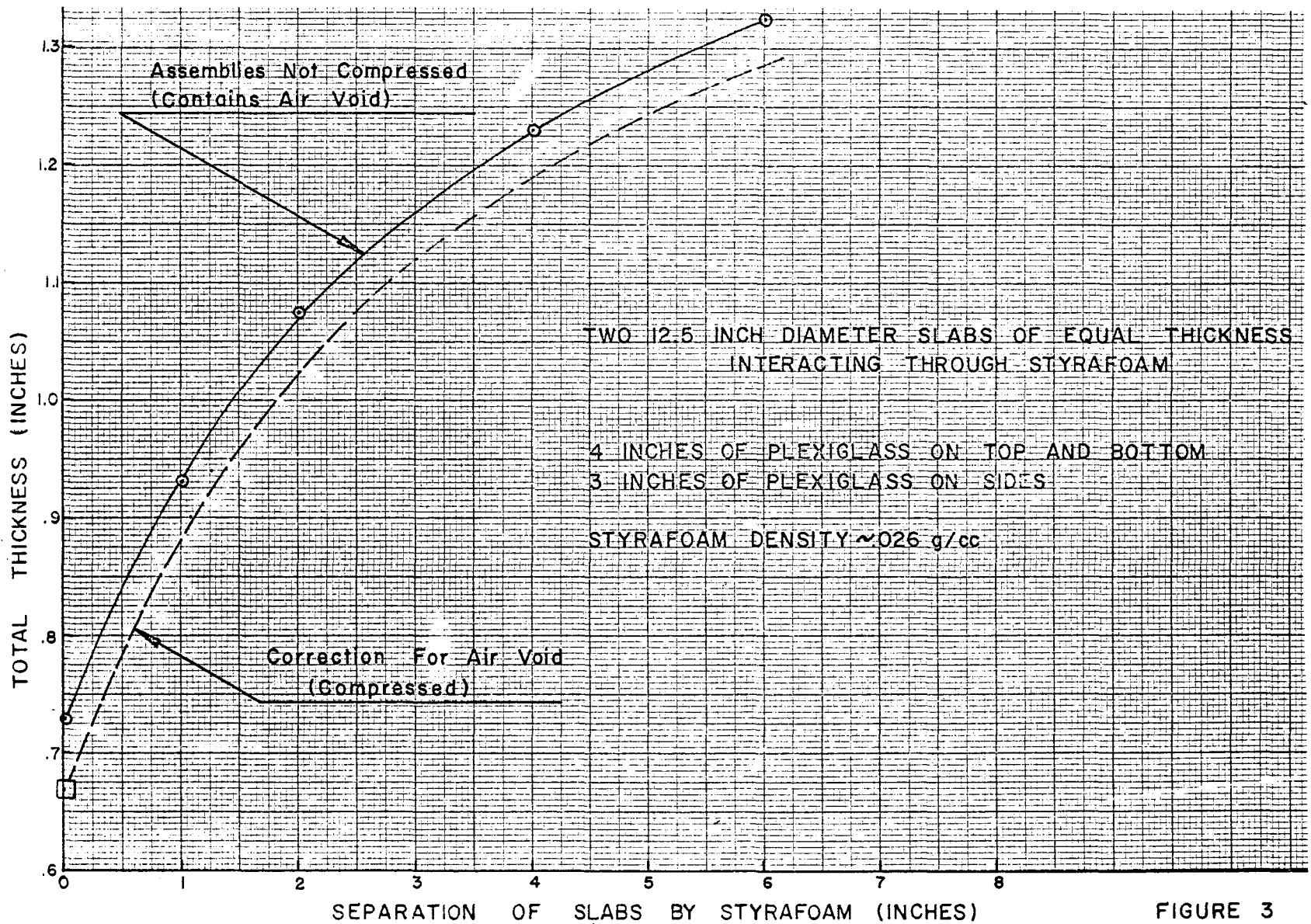


FIGURE 3

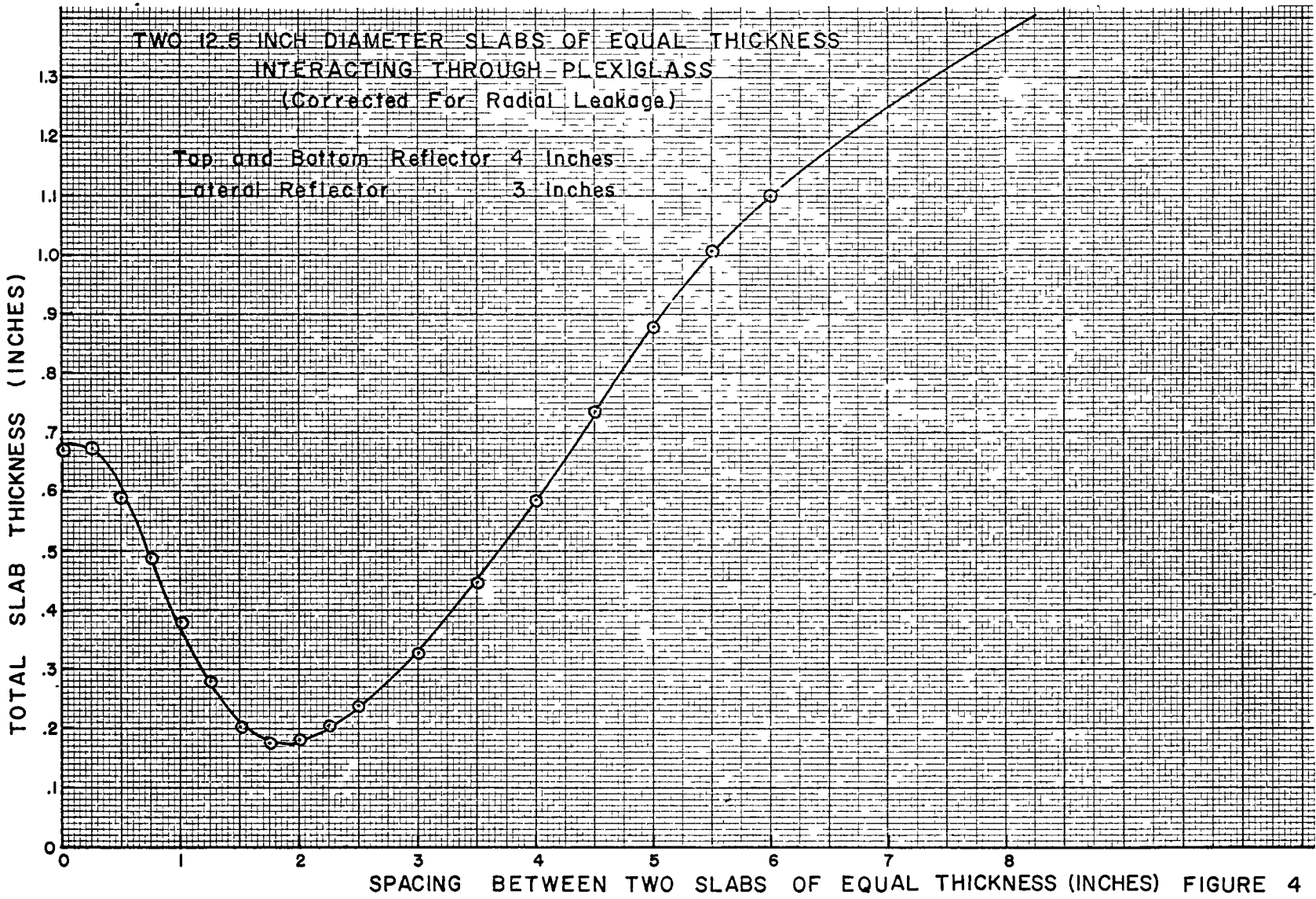


FIGURE 4

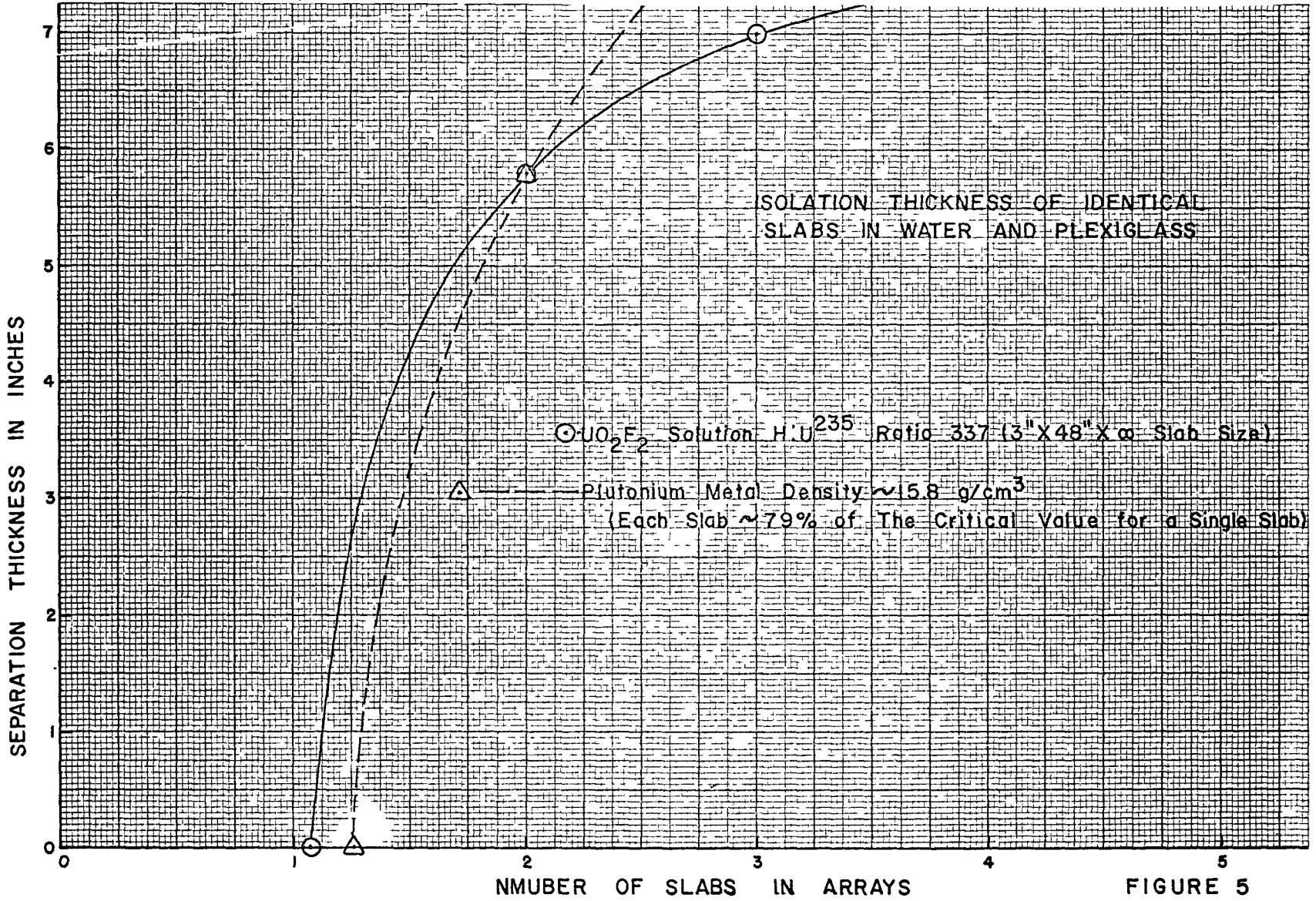


FIGURE 5