

C-A/AP/#287
August 2007

Measurement and Correction of Horizontal Third Order Resonance Driving Term in the RHIC run 06*

Y. Luo, M. Bai, R. Calaga, J. Bengtsson, W. Fischer, N. Malitsky, F. Pilat, T. Satogata



**Collider-Accelerator Department
Brookhaven National Laboratory
Upton, NY 11973**

Measurement and Correction of Horizontal Third Order Resonance Driving Term in the RHIC run 06*

Y. Luo, M. Bai, R. Calaga, J. Bengtsson, W. Fischer, N. Malitsky, F. Pilat, T. Satogata
Brookhaven National Laboratory, Upton, NY 11973, USA

Abstract

To further improve the luminosity in polarized proton operation of the Relativistic Heavy Ion Collider, correction of the horizontal two-third resonance at store is desirable. The long-lasting coherent beam oscillations, produced by the AC dipole, are used to measure $3Q_x$'s resonance driving term h_{30000} through the analysis of turn-by-turn beam position data with the algorithm outlined by J. Bengtsson. The resonance driving term h_{30000} can be compensated with the 12 arc chromatic sextupole families. In this article, we will review the technique of h_{30000} resonance driving term's measurement and correction with AC dipole excitation in the RHIC, followed by the preliminary beam experiment results from the RHIC 2006 polarized proton run.

INTRODUCTION

To increase the tune space available for beam-beam generated tune spread, a third order resonance correction at the current working point ($Q_x = 28.685, Q_y = 29.695$) for polarized proton (pp) operation in the Relativistic Heavy Ion Collider (RHIC) is desirable [1]. At the current working point the fractional horizontal tune Q_x is constrained by the third order resonance $Q_x = 2/3$, and the tenth order resonance $Q_x = 0.7$. With Q_x close to 0.7, both luminosity and polarization suffer. A further increase in the bunch intensity will push the particles in the center of the bunch to third order resonance $Q_x = 2/3$.

In Ref. [2], the basic theory of the sextupole first order driving terms is outlined, and an algorithm is provided to extract first order driving terms from turn-by-turn (TBT) actions $J_x(N)$. With a modified Fast Fourier Transformation (FFT) technique, the betatron tune Q_x in the spectrum of x , and the $3Q_x$ peak in the spectrum of the action $J_x(N)$, can be precisely calculated [3]. According to Ref. [2], the peak at $3Q_x$ in the spectrum of $J_x(N)$ is linked to the $3Q_x$ resonance.

To be able to extract h_{30000} from TBT beam position monitor (BPM) data, a long-lasting, coherent, and large amplitude betatron oscillation is required. At 100 GeV, after 5 consecutive kicks with the tune meter kicker, the maximum oscillation amplitude of the beam center is about 1.5 mm at BPM rbpm.bo6-bh4. A disadvantage of the kicked BPM data is its fast decoherence and small amplitude. In addition, too many kicks increase the emittance significantly.

* This work was supported by Brookhaven Science Associates, LLC under Contract No. DE-AC02-98CH10886 with the U.S. Department of Energy and by a sponsored research grant from Renaissance Technologies Corporation.

The AC dipole has been proven to be a powerful tool to produce long-lasting coherent beam oscillations with large amplitude. If the driving strength of AC dipole is ramped up and down adiabatically, no significant emittance increase is observed [4]. The TBT BPM data taken at the flat-top of AC dipole excitation can be used for linear as well as nonlinear lattice measurements [5, 6].

In the 2006 polarized proton run, dedicated beam experiments were carried out at the RHIC injection to verify the technique to measure the third order resonance driving term h_{30000} with the TBT BPM data produced the AC dipole excitation. The 12 chromatic sextupole families were used to correct the $3Q_x$ driving term h_{30000} at the observation point, while keeping the first order chromaticities and other 5 first order sextupole driving terms unchanged. In this optimization there are totally 12 variables and 12 constraints.

In the following, we first review the principle of measurement and correction of the third order resonance driving term h_{30000} . Then, the preliminary results from the beam experiments in the RHIC 2006 pp run were presented and the challenge in this technique is discussed.

BACKGROUNDS

First order resonance driving terms

Sextupoles produce the following first order geometric driving terms,

$$h_{21000} = -\frac{1}{8} \sum_{i=1}^N (k_2 dl)_i \beta_{x,i}^{3/2} e^{i\mu_{x,i}}, \quad (1)$$

$$h_{30000} = -\frac{1}{24} \sum_{i=1}^N (k_2 dl)_i \beta_{x,i}^{3/2} e^{i3\mu_{x,i}}, \quad (2)$$

$$h_{10110} = \frac{1}{4} \sum_{i=1}^N (k_2 dl)_i \beta_{x,i}^{1/2} \beta_{y,i} e^{i\mu_{x,i}}, \quad (3)$$

$$h_{10020} = \frac{1}{8} \sum_{i=1}^N (k_2 dl)_i \beta_{x,i}^{1/2} \beta_{y,i} e^{i(\mu_{x,i} - 2\mu_{y,i})}, \quad (4)$$

$$h_{10200} = \frac{1}{8} \sum_{i=1}^N (k_2 dl)_i \beta_{x,i}^{1/2} \beta_{y,i} e^{i(\mu_{x,i} + 2\mu_{y,i})}. \quad (5)$$

They will drive the resonances Q_x , $3Q_x$, Q_x , $Q_x - 2Q_y$, and $Q_x + 2Q_y$, respectively, and are therefore called resonance driving terms. From Eqs. (1)-(5), each resonance driving term is a complex number,

$$h_{ijkl0} = A_{ijkl0} e^{i\phi_{ijkl0}}. \quad (6)$$

A_{ijkl0} and ϕ_{ijkl0} are the amplitude and phase of the driving term h_{ijkl0} , respectively.

According to Refs. [2], the perturbed betatron motion with first order resonance driving terms are:

$$J_x(N) = J_x + \frac{3A_{30000}(2J_x)^{3/2}}{\sin(3\pi Q_x)} \cos \left[\hat{\phi}_{30000} + 3\phi_x + 2\pi N \cdot 3Q_x \right] + \dots \quad (7)$$

where $J_x(N)$ is the horizontal and vertical actions of the N th turn. The ϕ_x and ϕ_y are phases of the horizontal and vertical betatron oscillations. In Eqs. (7), J_x is the average actions.

AC dipole excitation

In beam experiment, the AC dipole is used here to produce the long-lasting coherent beam oscillation BPM data from which h_{30000} can be extracted. By exciting the beam with an AC dipole at a frequency in the vicinity of the betatron frequency, a coherent beam oscillation with large amplitude can be generated at the drive frequency. If the amplitude of the AC dipole strength is ramped up and down adiabatically, there is no significant emittance increase. In RHIC, the AC dipole drive tune is typically $Q_d = Q_x \pm 0.01$. The AC dipole strength ramps from zero to its maximum value in about 6000 turns, or 76 ms. The TBT BPM data are taken at the flattop of the AC dipole excitation.

Extracting h_{30000}

On either side of the RHIC IRs, there are two dual-plane BPMs, located between quadrupoles Q3 and Q4. These two BPMs, rbpm.bo6-bh3 and rbpm.bo6-bh4, are separated by a 36.2984 m long drift. A construction of the (x, p_x) and $J_x(N)$ from the 1024 turn-by-turn data at the horizontal 'x-position readings' of the BPM rbpm.bo6-bh3 was done in the h_{30000} measurement. The horizontal Twiss parameters can be derived with an ellipse fitting, or a harmonic analysis with the 1024 TBT BPM data.

According to Eq. (7), we can determine the amplitude and phase of the $3Q_x$ resonance driving term h_{30000} with an FFT of the TBT action $J_x(N)$. The amplitude and phase of the $3Q_x$ peak in the $J_x(N)$ spectrum are A_{3Q_x} and Φ_{3Q_x} , respectively. Then, the amplitude and the phase of h_{30000} are given by

$$A_{30000} = \kappa * \sin(3\pi Q_x)/3, \quad (8)$$

$$\phi_{30000} = \Phi_{3Q_x} - 3\phi_x, \quad (9)$$

where κ is the amplitude ratio of the Q_x and $3Q_x$ peaks in the spectrum of $J_x(N)$. Note that the Q_x peak in the spectrum of $J_x(N)$ is located at zero frequency, which gives the average of $J_x(N)$, or J_x in In Eqs. (7). For Eq. (10), we have assumed that $3Q_x \approx p$, with p being an integer.

Correcting h_{30000}

There are a total of 144 sextupole magnets in the 6 arcs of each RHIC ring. In the previous runs, only two fami-

lies, one focusing and one defocussing, were used for the first order chromaticity correction. In an attempt to correct the third order resonance driving term h_{30000} in Run 2006, we split the arc sextupoles into 12 sub-families since there are a total of 12 arc sextupole power supplies in each ring. This correction scheme allowed us to control the two first order chromaticities, and the other five complex first order resonance driving terms ($5*2$) from sextupoles. The singular value decomposition (SVD) technique is used for this optimization.

Simulations of the third resonance driving term measurement with AC dipole and corrections with different schemes were given in Ref. [7, 8].

BEAM EXPERIMENT RESULTS

In the RHIC 2006 run, dedicated beam experiments were carried out at the injection to verify the method to measure and correct the third order resonance $3Q_x$'s driving term h_{30000} with the AC dipole excitation. The key point to this technique is to obtain the useful TBT BPM data and extract solid h_{30000} resonance driving term, including its amplitude and phase. Based on the measurement of h_{30000} , its correction can be applied with the 12 arc chromatic sextupole families.

In the beginning of this beam experiments, the TBT BPM data from the kicked beam by the RHIC tune meter kicker were used to extract h_{30000} resonance driving term. At the injection, after 5 kickings in 5 consecutive turns, the maximum oscillation amplitude of the kicker bunch center can reach 1.2mm, which was not sufficient to extract the h_{30000} resonance driving term. And the decoherence after kickings also prevented us using these TBT BPM data from kicked beam oscillation.

Then, we used the RHIC AC dipole to coherently excite the beam to produce high quality long-lasting coherent TBT BPM data. The AC dipole excitation tune was chosen to be ± 0.1 away from the betatron tune. In the beam experiments, intolerable beam time deterioration was observed when the beam was excited to higher oscillation amplitudes. This may be due to the poor beam dynamic apertures in the RHIC 2006 pp run. The maximum oscillation amplitude of the bunch center in the triplets in our beam experiments was below 3.0mm. During the TBT BPM data were taken, only horizontal beam oscillation was excited with AC dipole. The vertical tune was set far away from the vertical third order resonance $3Q_y$.

The AC dipole excited TBT BPM data at rbpm.bo6-bh3 and rbpm.bo6-bh4 were taken while we were pushing the beam to the $3Q_x$ resonance line. At each horizontal tune, the AC dipole was fired with different excitation strengths. And we also measured h_{30000} resonance driving term when we included extra cosine and sine terms of h_{30000} , using the 12 arc sextupole families with the h_{30000} response matrix.

As an example, Fig. 1 shows the TBT normalized coordinates (x_n, x_{pn}) at BPM rbpm.bo6-bh3 for data set "acd_H_2nux+0.01_0.316_inj_29.sdds". Fig. 2 shows the

TBT action $J_x(N)$ for same data set. This data set were taken under the condition that the horizontal betatron tune was .674 and the AC dipole driving tune was 0.684. Fig. 3 shows the spectrum of $J_x(N)$. In Fig. 3, the $3Q_x$ peak at tune $3 \times 0.684 - 2 = 0.052$ can be clearly seen.

For most of the data sets we took, the $3Q_x$ peaks did show up in the spectrum of $J_x(N)$. However, we found that the measured amplitudes and phases of h_{30000} didn't repeat very well from measurement to measurement, although more measurements at same beam and AC dipole excitation conditions helped some. The unsatisfactory S/N in the measurement of h_{30000} may be linked to the the small oscillation amplitudes of the bunch center. The third order resonance motion only shows up with large beam oscillation amplitude. And during these beam experiments, malfunction of the low level signal generator in the AC dipole system was reported. Therefore, the technique of measuring h_{30000} driving term with AC dipole excitation was not well established in the RHIC run 06. This also prevented applying affective h_{30000} correction in these beam experiements.

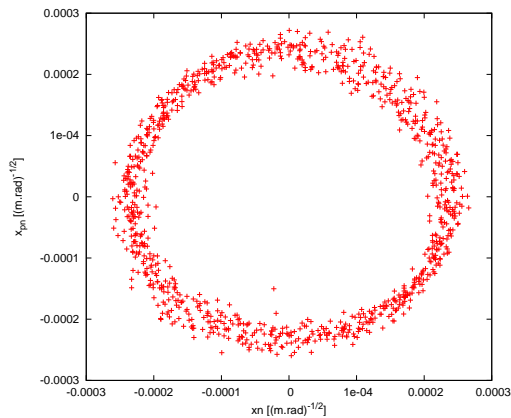


Figure 1: The TBT normalized coordinates (x_n, x_{pn}) .

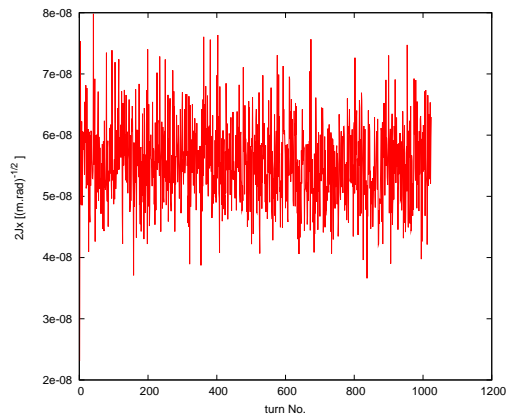


Figure 2: The TBT action $J_x(N)$.

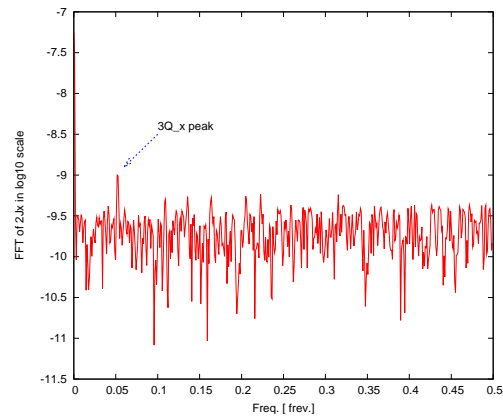


Figure 3: The spectrum of $J_x(N)$.

CONCLUSION

To further improve the luminosity in polarized proton operation of the Relativistic Heavy Ion Collider, correction of the horizontal two-third resonance at the current working point in store is desirable. Dedicated beam experiments were carried out at the injection in the RHIC 2006 pp run to verify the method to measure and correct the third order resonance $3Q_x$'s driving term h_{30000} suggested by J. Bengtsson in Ref. [2]. The Ac dipole was used to produce the long-lasting coherent TBT BPM data. h_{30000} can be extracted from the spectrum of TBT action $J_x(N)$. The $3Q_x$ peak in the spectrum of TBT action $J_x(N)$ was observed in the beam experiments. However, the unsatisfactory S/N signal in the h_{30000} measurement prevented affective h_{30000} correction in these beam experiments.

REFERENCES

- [1] W. Fischer, *Beam-beam and BTF*, 2006 RHIC Accelerator Physics Experiments Workshop, November 2-3, 2005, BNL.
- [2] J. Bengtsson, *The sextupole scheme for the Swiss Light Source(SLS): an analytical approach*, SLS Note 9/97, March 7, 1997.
- [3] J. Laskar, *Physica D* **67**, 257 (1993).
- [4] M. Bai, et al., *Experimental test of coherent betatron resonance excitation*, *Phys. Rev. Lett.* **56**, 6002, 1999.
- [5] F. Schmidt, R. Tomas, *Measurement of driving terms*, Proceedings of the 2001 Particle Accelerator Conference, Chicago, 2001.
- [6] R. Tomas, et al., *Measurement of global and local resonance terms*, *Phys. Rev. ST Accel. Beams*, **8**, 024001(2005).
- [7] Y. Luo, M. Bai, J. Bengtsson, W. Fischer, D. Trbojevic, *Simulation of $3Q_x$ resonance driving term measurement*, BNL C-AD AP Note-265, Dec., 2006.
- [8] Y. Luo, J. Bentsson, W. Fischer, and D. Trbojevic, *Simulation of proposed on-line third order resonance correction schemes*, BNL C-AD AP Note-264, Dec., 2006.