

PREPARED FOR THE U.S. DEPARTMENT OF ENERGY,
UNDER CONTRACT DE-AC02-76CH03073

PPPL-3689
UC-70


PPPL-3689

**Free-boundary Full-pressure Island Healing
in a Stellarator: Coil-healing**

by

S.R. Hudson, A. Reiman, D. Strickler, A. Brooks,
D.A. Monticello, and S.P. Hirshman

May 2002



**PRINCETON PLASMA PHYSICS LABORATORY
PRINCETON UNIVERSITY, PRINCETON, NEW JERSEY**

PPPL Reports Disclaimer

This report was prepared as an account of work sponsored by an agency of the United States Government. Neither the United States Government nor any agency thereof, nor any of their employees, makes any warranty, express or implied, or assumes any legal liability or responsibility for the accuracy, completeness, or usefulness of any information, apparatus, product, or process disclosed, or represents that its use would not infringe privately owned rights. Reference herein to any specific commercial product, process, or service by trade name, trademark, manufacturer, or otherwise, does not necessarily constitute or imply its endorsement, recommendation, or favoring by the United States Government or any agency thereof. The views and opinions of authors expressed herein do not necessarily state or reflect those of the United States Government or any agency thereof.

Availability

This report is posted on the U.S. Department of Energy's Princeton Plasma Physics Laboratory Publications and Reports web site in Fiscal Year 2002. The home page for PPPL Reports and Publications is: http://www.pppl.gov/pub_report/

DOE and DOE Contractors can obtain copies of this report from:

U.S. Department of Energy
Office of Scientific and Technical Information
DOE Technical Information Services (DTIS)
P.O. Box 62
Oak Ridge, TN 37831

Telephone: (865) 576-8401

Fax: (865) 576-5728

Email: reports@adonis.osti.gov

This report is available to the general public from:

National Technical Information Service
U.S. Department of Commerce
5285 Port Royal Road
Springfield, VA 22161

Telephone: 1-800-553-6847 or
(703) 605-6000

Fax: (703) 321-8547

Internet: <http://www.ntis.gov/ordering.htm>

Free-boundary full-pressure island healing in a stellarator : coil-healing.

S.R.Hudson,† A.Reiman,† D.Strickler,‡ A.Brooks,† D.A.Monticello,† and S.P.Hirshman.‡

† Princeton Plasma Physics Laboratory, P.O. Box 451, Princeton NJ 08543, USA

‡ Oak Ridge National Laboratory, P.O. Box 2009, Oak Ridge TN 37831, USA.

April 29, 2002

Abstract

The lack of axisymmetry in stellarators guarantees that in general magnetic islands and chaotic magnetic field lines will exist. As particle transport is strongly tied to the magnetic field lines, magnetic islands and chaotic field lines result in poor plasma confinement. For stellarators to be feasible candidates for fusion power stations it is essential that, to a good approximation, the magnetic field lines lie on nested flux-surfaces, and the suppression of magnetic islands is a critical issue for stellarator coil design, particularly for small aspect ratio devices.

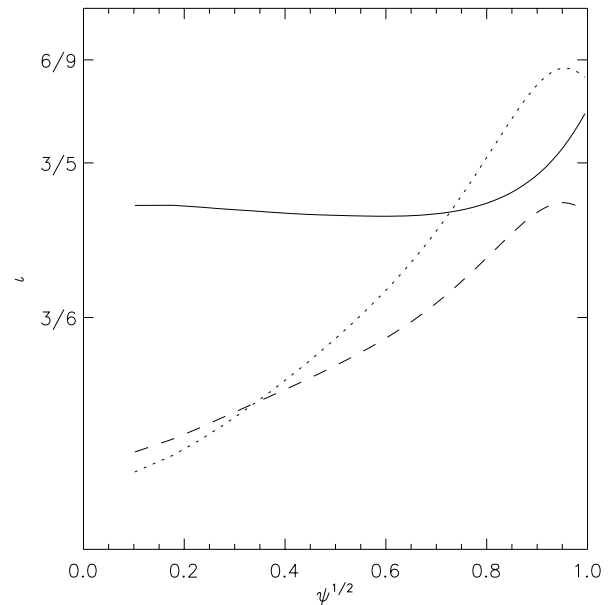
A procedure for modifying stellarator coil designs to eliminate magnetic islands in free-boundary full-pressure magneto-hydro-dynamic equilibria is presented. Islands may be removed from coil-plasma free-boundary equilibria by making small changes to the coil geometry and also by variation of trim coil currents. A plasma and coil design relevant to the National Compact Stellarator Experiment is used to illustrate the technique.

I Introduction

The National Compact Stellarator Experiment (NCSX) [1] is a proposed proof of principle experiment that seeks to illustrate the feasibility of a quasi-symmetric compact stellarator design for a fusion power plant. The NCSX design adopted the ‘reverse-engineering’ technique [2]. The plasma boundary is designed to achieve desired physics properties. Subsequently, coils are designed to produce the optimal boundary. This process does not guarantee good flux surfaces in the plasma interior, and further adjustment of the coil design is needed. This paper describes a procedure that adjusts the coil shapes to produce good flux surfaces.

The NCSX plasma design study considered compact stellarator configurations with good transport and stability properties [1]. Quasi-axisymmetry is used to obtain good drift trajectories which in turn provide good transport properties. Good ballooning stability is produced by imposing a strong component of axisymmetric shaping, with advanced tokamak designs used as a guide, and the rotational-transform profile is constrained to be monotonically increasing for neo-classical tearing stability. Kink stability is produced by a combination of shear and a stabilizing three-dimensional shaping of the boundary. The three-dimensional shaping is determined using a Levenberg-Marquardt optimizer [3, p.678] which incorporates the various physics requirements, doing so by ad-

Figure 1: Rotational-transform of vacuum (solid), $\beta \sim 3\%$ case (dashed) and li383 (dotted) plotted against the square root of toroidal flux.



justing the non-axisymmetric components of the boundary to produce the desired rotational-transform profile, to ensure kink and ballooning stability, and to optimize quasi-axisymmetry.

Two different families of quasi-axisymmetric configurations with attractive stability and transport properties have been found. One has small externally generated transform on axis and a large externally generated shear. This type of configuration requires an externally driven seed current on axis. The other has a substantial externally generated transform on axis, allowing it to have a fully bootstrap-consistent current profile, with the current density going to zero on axis. The larger externally generated transform in the interior allows the vacuum field to have more favorable magnetic well properties, and calculations of equilibrium island width using the fully self-consistent PIES code [4] indicate improved flux surface quality. The NCSX reference plasma configuration, named li383, is a 3 field period configuration of the second type. The nominal design β is 4%, the average major radius is 1.7m, and the rotational-transform profile is shown in figure 1.

After a satisfactory boundary is determined, a set of coils that match the boundary, and satisfy certain engineering constraints, is designed. To correct potential construction errors and to assist elimination of dangerous resonances, trim coils

are included in the design.

The three-dimensional nature of stellarators guarantees that magnetic islands will in general exist. Pfirsch-Schlüter currents, diamagnetic currents and resonant coil fields contribute to the formation of magnetic islands [5], and sufficiently large magnetic islands will result in loss of confinement. ‘Island-healing’ techniques have been applied to stellarator vacuum fields [6], and a method to eliminate error fields using correction coils has been applied to tokamaks [7]. To heal self-consistent, finite- β stellarator configurations a method of computing full-pressure free-boundary equilibria with arbitrary geometry is required. The magneto-hydro-dynamic (MHD) equilibria used in the optimization process are computed using the VMEC code [8] which assumes that nested magnetic surfaces exist everywhere; therefore, additional analysis is required to address the existence of magnetic islands and such analysis is performed with the PIES code [4] which calculates stellarator MHD equilibria without the constraint of nested flux surfaces and allows for islands and chaotic field lines. An earlier paper [9] considered the island content of fixed-boundary li383 equilibrium and presented a method to eliminate magnetic islands by making small changes to the boundary. This article extends the analysis to free-boundary equilibria and makes small variations to the coil geometry to remove magnetic islands in full-pressure equilibria. The difficulty of this lies in part that the plasma itself is not controlled directly, but indirectly through coil design. The challenge is to design the plasma and the coils such that the resonant fields from the coils cancels the resonant fields produced by finite- β effects. Finally, it is shown that variation of currents in suitably designed trim coils may ‘heal’ an intermediate plasma state.

In section II, the method by which coil sets are derived and the iterative procedure of PIES code is described. The island elimination procedure and results for a NCSX relevant coil set are presented in section III, and in section IV an extension of the method is used to determine optimal trim-coil currents for healing intermediate plasma states.

II COILOPT and PIES


The coils are designed to minimize the magnetic field normal to the reference plasma surface subject to various constraints on the coil lengths, minimum coil radius of curvature, coil separation, current density, and engineering access. To do this, the COILOPT code [10] uses a parametric representation of the coils placed on a winding surface $R = \sum_i R_i \cos(m_i\theta + n_i N\phi)$, $Z = \sum_i Z_i \sin(m_i\theta + n_i N\phi)$, with each coil having a toroidal variation

$$\phi_i = \sum_k [\phi_{i,k,c} \cos(k\theta') + \phi_{i,k,s} \sin(k\theta')], \quad (1)$$

and $\theta' = \theta + \sum_j \theta'_j \sin(j\theta)$. A coil set with 7 coils per period, named 0907, is derived and used in the island elimination procedure below.

To calculate free-boundary equilibria for a given coil set, the PIES fixed-boundary solver has been combined with the NESTOR[11] vacuum code to create a free-boundary finite-pressure MHD equilibrium solver for general stellarator magnetic fields. The fixed-boundary and vacuum solutions are in-

Figure 2: The li383 equilibrium with the original 0907 coils (above) and with the ‘healed’ 0907h coils (below).



terfaced on a boundary outside the plasma with the requirement that the fields be continuous. PIES iteratively finds solutions to $\nabla p = \mathbf{J} \times \mathbf{B}$, starting from a VMEC initialization.

Calculating the equilibrium consistent with the 0907 coils shows significant island chains as shown in figure 2. In this plot, about 100 PIES iterations have been performed; as the iterations continue, the configuration further degrades. In all other Poincaré plots shown, PIES has been iterated to convergence which typically requires 300-400 iterations. The convergence properties of the free-boundary PIES calculation depend on the pressure and current profiles, the coil field, and the field initialization. If the coil field matches a boundary that is consistent for an equilibrium without islands, then PIES will rapidly converge if it is initialized by that fixed boundary VMEC equilibrium.

The dangerous islands for li383 are the $(n, m) = (3, 6)$ and $(3, 5)$. These may be removed by making small variations to the coil geometry as described in the following section.

III Island healing.

Magnetic islands are caused by resonant radial magnetic fields where the rotational-transform is rational, with low order rationals being most dangerous. The resonant fields, \mathbf{B} , at selected rational surfaces are considered a vector function of the coil geometry parameters, \mathbf{r} , and related via a coupling matrix \mathbf{C}

$$\mathbf{B}(\mathbf{r}_0 + \delta\mathbf{r}) = \mathbf{B}(\mathbf{r}_0) + \mathbf{C} \cdot \delta\mathbf{r} + \dots \quad (2)$$

The coupling matrix is simply the matrix of first partial derivatives (computed numerically) of the resonant fields, which are calculated via the construction of quadratic-flux minimizing surfaces [6]. The singular value representation $\mathbf{C} = \mathbf{U}\mathbf{w}\mathbf{V}^T$ enables \mathbf{C} to be inverted and an iterative Newton procedure will find the parameter set eliminating resonances : $\delta\mathbf{r}_{i+1} =$

$-\mathbf{V}\mathbf{w}^{-1}\mathbf{U}^T\mathbf{B}_i$. Ideally, each PIES calculation would be iterated to convergence, but this requires excessive computational time and a fixed number, N , of iterations is performed.

Applying the method to the coil set 0907, and referring to equation(1), the set $\{\phi_{i,k,c}, \phi_{i,k,s} : \forall i; k = 5, 6, 10\}$ is chosen to the independent variables set. This amounts to 21 independent variables. The resonant fields $\mathbf{B}_{3,5}, \mathbf{B}_{3,6}$ are selected. Even though figure 2 shows the (3,6) island to be small, if it is not included in the resonance elimination, the changes made to the coils may cause this island to grow. In addition, a parameter, $\delta = \sum_i (\rho_i - \rho_0)^2$, which represents the variation of the toroidal radial coordinate, ρ_i , along a magnetic field line from its starting location, ρ_0 , is included to minimize the distortion of the edge with respect to the reference boundary. Note that this parameter is strictly non-negative. Its inclusion complicates the Newton procedure as the minimum of δ must in general be located. Care must be taken to update the coupling matrix as the iterations proceed, achieved using Broyden's method, and small singular values must be deleted. The resonant fields and δ are scaled by their initial values and PIES is terminated after $N = 20$ iterations. Table 1 shows the reduction observed, where δr is the magnitude of the total change made to the independent variables.

Table 1: Reduction of resonances for 0907 coils.

iteration	δ	$B_{3,5}$	$B_{3,6}$	δr
0	1.0000	1.00000	1.00000	0.00000
1	0.3067	0.09258	-1.10797	0.00603
2	0.2779	0.04495	0.01287	0.00649
3	0.2481	0.00060	-0.05112	0.00748

Subsequent iterations fail to reduce the magnitude of the target vector; nevertheless, the reduction is satisfactory. Using the 'healed' coil set, 0907h, and iterating PIES to convergence, an equilibrium with greatly improved flux surface is obtained and shown in figure 2. The total change made to the coils in real space is about 1.7cm, which comfortably exceeds manufacturing tolerances, but is not so large that 'healing' significantly impacts other design concerns, such as diagnostic access.

IV Trim Coils

The island-elimination method described above does not guarantee elimination of islands at plasma states connecting the vacuum to the full-pressure state. For this, trim coils, designed to couple to selected resonances on interior plasma surfaces, are used. Sets of 4 $m=5$ coils and 4 $m=6$ coils are designed to provide effective control of the $m=5$ and $m=6$ resonances.

A plasma state intermediate to the vacuum and full-pressure state, with 3% β and rotational-transform profile shown in figure 1, is considered. A large (3,6) island exists in the PIES equilibrium as shown in figure 3.

Considering now the coil geometry fixed and varying the 4 $m=6$ trim coil currents, the currents required to cancel the (3,6) and (6,12) resonant fields are iteratively determined and shown in table 2.

The resonant fields are normalized so initially the squares summed is equal to unity, and I is the magnitude of the total

Figure 3: The $\beta = 3\%$ equilibrium without (above) and with trim coils (below).

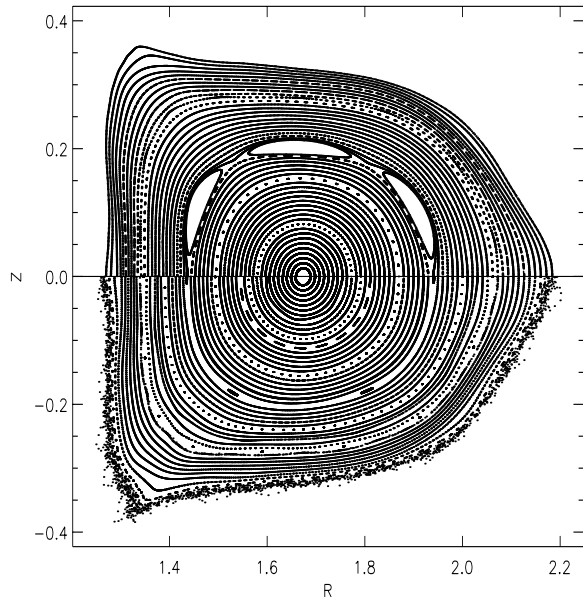


Table 2: Determination of trim coil currents.

iteration	$B_{3,6}$	$B_{6,12}$	I
0	-0.99910	0.04249	0
1	-0.01181	0.00077	3606
2	-0.00019	0.00001	3651
3	0.00000	0.00000	3652

current vector in the $m=6$ trim coils. The resonant fields are reduced by 10^8 ! The island content in the converged equilibrium is very small as can be seen in figure 3. The trim coil currents required are $2.4kA$, $-1.5kA$, $2.3kA$ and $-34A$.

V Comments

A practical method to design and 'heal' coils has been presented. Islands have been dramatically reduced in size. Since this work was performed, improved coil sets for NCSX have been developed to which the coil-healing method has been applied, but with mixed success. Reduction of resonances is typically achieved at N iterations, where $N = 20, 30, \dots$ is arbitrary; however, there is no guarantee that PIES has converged at this point nor that the configuration remains 'healed' as the iterations continue. Nevertheless, coil sets which are consistent with healed, converged PIES plasma equilibria have been constructed for the full pressure, intermediate pressure and vacuum (not shown) and work on this topic is continuing, as is work investigating the physics of island formation as discussed by [5]. This work was supported in part by US Department of Energy contract number DE-AC02-76CH03073.

VI References

References

- [1] G.H. Neilson, A.H. Reiman, M.C. Zarnstorff, *et al.* *Phys. Plas.*, 7:1911, 2000.
- [2] G. Grieger, C.D. Beidler, H. Maassberg, and *et al.* *Plas. Phys. Con. Nucl. Fus. Res.*, 3:525, 1991.
- [3] W.H. Press, B.P. Flannery, S.A. Teukolsky, and W.T. Vetterling. *Numerical Recipes in Fortran 77 : The art of scientific computing*. Cambridge University Press, Cambridge, U.K., 2nd edition, 1992.
- [4] A.H. Reiman and H.S. Greenside. *Comp. Phys. Comm.*, 43:157, 1986.
- [5] C.C. Hegna and A. Bhattacharjee. *Phys. Flu. B*, 1(2):392, 1989.
- [6] J.R.Cary and J.D.Hanson. *Physics of Fluids* 29(6):2464; S.R. Hudson and R.L. Dewar. *Phys. Lett. A*, 226:85, 1997.
- [7] J.D. Hanson. *IEEE Transactions on Plasma Science*, 27(6):1588, 1999.
- [8] S.P. Hirshman and O. Betancourt. *J.Comp. Phys.*, 96:99, 1991.
- [9] S.R. Hudson, D.A. Monticello, and A.H. Reiman. *Phys. Plas.*, 8(7):3377, 2001.
- [10] D.J. Strickler, L.A. Berry, and S.P. Hirshman. *Fusion Science and Technology*, 41(2):107, 2002.
- [11] P. Merkel. *Nucl. Fus.*, 27:867, 1987.

External Distribution

Plasma Research Laboratory, Australian National University, Australia
Professor I.R. Jones, Flinders University, Australia
Professor João Canalle, Instituto de Fisica DEQ/IF - UERJ, Brazil
Mr. Gerson O. Ludwig, Instituto Nacional de Pesquisas, Brazil
Dr. P.H. Sakanaka, Instituto Fisica, Brazil
The Librarian, Culham Laboratory, England
Library, R61, Rutherford Appleton Laboratory, England
Mrs. S.A. Hutchinson, JET Library, England
Professor M.N. Bussac, Ecole Polytechnique, France
Librarian, Max-Planck-Institut für Plasmaphysik, Germany
Jolan Moldvai, Reports Library, MTA KFKI-ATKI, Hungary
Dr. P. Kaw, Institute for Plasma Research, India
Ms. P.J. Pathak, Librarian, Institute for Plasma Research, India
Ms. Clelia De Palo, Associazione EURATOM-ENEA, Italy
Dr. G. Grosso, Instituto di Fisica del Plasma, Italy
Librarian, Naka Fusion Research Establishment, JAERI, Japan
Library, Plasma Physics Laboratory, Kyoto University, Japan
Research Information Center, National Institute for Fusion Science, Japan
Dr. O. Mitarai, Kyushu Tokai University, Japan
Library, Academia Sinica, Institute of Plasma Physics, People's Republic of China
Shih-Tung Tsai, Institute of Physics, Chinese Academy of Sciences, People's Republic of China
Dr. S. Mirnov, TRINITI, Troitsk, Russian Federation, Russia
Dr. V.S. Strelkov, Kurchatov Institute, Russian Federation, Russia
Professor Peter Lukac, Katedra Fyziky Plazmy MFF UK, Mlynska dolina F-2, Komenskeho
Univerzita, SK-842 15 Bratislava, Slovakia
Dr. G.S. Lee, Korea Basic Science Institute, South Korea
Mr. Dennis Bruggink, Fusion Library, University of Wisconsin, USA
Institute for Plasma Research, University of Maryland, USA
Librarian, Fusion Energy Division, Oak Ridge National Laboratory, USA
Librarian, Institute of Fusion Studies, University of Texas, USA
Librarian, Magnetic Fusion Program, Lawrence Livermore National Laboratory, USA
Library, General Atomics, USA
Plasma Physics Group, Fusion Energy Research Program, University of California at San
Diego, USA
Plasma Physics Library, Columbia University, USA
Alkesh Punjabi, Center for Fusion Research and Training, Hampton University, USA
Dr. W.M. Stacey, Fusion Research Center, Georgia Institute of Technology, USA
Dr. John Willis, U.S. Department of Energy, Office of Fusion Energy Sciences, USA
Mr. Paul H. Wright, Indianapolis, Indiana, USA

The Princeton Plasma Physics Laboratory is operated
by Princeton University under contract
with the U.S. Department of Energy.

Information Services
Princeton Plasma Physics Laboratory
P.O. Box 451
Princeton, NJ 08543

Phone: 609-243-2750
Fax: 609-243-2751
e-mail: pppl_info@pppl.gov
Internet Address: <http://www.pppl.gov>