

PREPARED FOR THE U.S. DEPARTMENT OF ENERGY,
UNDER CONTRACT DE-AC02-76CH03073

PPPL-3840
UC-70


PPPL-3840

**Investigations of Low and Moderate Harmonic
Fast Wave Physics on CDX-U**

by

J. Spaleta, R. Majeski, C.K. Phillips, R.J. Dumont, R. Kaita,
V. Soukhanovskii, and L. Zakharov

July 2003



**PRINCETON PLASMA PHYSICS LABORATORY
PRINCETON UNIVERSITY, PRINCETON, NEW JERSEY**

PPPL Reports Disclaimer

This report was prepared as an account of work sponsored by an agency of the United States Government. Neither the United States Government nor any agency thereof, nor any of their employees, makes any warranty, express or implied, or assumes any legal liability or responsibility for the accuracy, completeness, or usefulness of any information, apparatus, product, or process disclosed, or represents that its use would not infringe privately owned rights. Reference herein to any specific commercial product, process, or service by trade name, trademark, manufacturer, or otherwise, does not necessarily constitute or imply its endorsement, recommendation, or favoring by the United States Government or any agency thereof. The views and opinions of authors expressed herein do not necessarily state or reflect those of the United States Government or any agency thereof.

Availability

This report is posted on the U.S. Department of Energy's Princeton Plasma Physics Laboratory Publications and Reports web site in Fiscal Year 2003. The home page for PPPL Reports and Publications is: http://www.pppl.gov/pub_report/

DOE and DOE Contractors can obtain copies of this report from:

U.S. Department of Energy
Office of Scientific and Technical Information
DOE Technical Information Services (DTIS)
P.O. Box 62
Oak Ridge, TN 37831

Telephone: (865) 576-8401

Fax: (865) 576-5728

Email: reports@adonis.osti.gov

This report is available to the general public from:

National Technical Information Service
U.S. Department of Commerce
5285 Port Royal Road
Springfield, VA 22161

Telephone: 1-800-553-6847 or
(703) 605-6000

Fax: (703) 321-8547

Internet: <http://www.ntis.gov/ordering.htm>

Investigations of Low and Moderate Harmonic Fast Wave Physics on CDX-U ¹

J. Spaleta[†], R. Majeski[†], C. K. Phillips[†], R. J. Dumont^{*†}, R. Kaita[†], V. Soukhanovskii[†], L. Zakharov[†]

[†] Princeton Plasma Physics Laboratory, Princeton, NJ 08543-0451

^{*} Association Euratom-CEA sur la Fusion Contrôlée, F-13108 St Paul lez, Durance, France

Abstract. Third harmonic hydrogen cyclotron fast wave heating studies are planned in the near term on CDX-U to investigate the potential for bulk ion heating. In preparation for these studies, the available RF power in CDX-U has been increased to 0.5 MW. The operating frequency of the CDX-U RF transmitter was lowered to operate in the range of 8 – 10 MHz, providing access to the ion harmonic range $2\Omega \sim 4\Omega$ in hydrogen. A similar regime is accessible for the 30 MHz RF system on NSTX, at 0.6 Tesla in hydrogen. Preliminary computational studies over the plasma regimes of interest for NSTX and CDX-U indicate the possibility of strong localized absorption on bulk ion species.

INTRODUCTION

The physics of the low harmonic fast wave regime has been studied extensively in tokamak environments, but is largely unexplored for ST's which typically have a high dielectric constant and a higher ion beta than tokamaks. In this regime mode conversion to the IBW may become significant [1]. It has been suggested that third harmonic fast wave heating could be used for bulk ion heating in reactor scale tokamak plasmas [2]. However, little work has been done to examine the applicability of third harmonic ion cyclotron heating in the ST geometry. The two strap phasable antenna on CDX-U provides an excellent opportunity to investigate the low ion cyclotron harmonic regime of ST wave physics. Figure 1 provides an overview of the CDX-U geometry and typical operational parameters. The CDX-U operation parameter space allows for the investigation of second, third and fourth hydrogen cyclotron harmonics in both on-axis and off-axis scenarios. A similar third hydrogen harmonic regime is accessible in NSTX at 0.6 Tesla toroidal field.

¹) Work supported in part by D.o.E Fusion Science Fellowship.

CDX-Parameters:

- ▶ $R_o = 34\text{cm}$
- ▶ $a = 22\text{ cm}$
- ▶ $b = 35 \sim 38\text{ cm}$
- ▶ $\kappa = b/a = 1.55 \sim 1.7$
- ▶ triangularly = $0.2 \sim 0.4$
- ▶ $B_{T0} = 2.3\text{ kG}$
- ▶ $I_p \sim 80\text{ kA}$
- ▶ $n_{e0} \sim 4 \times 10^{19}\text{ m}^{-3}$
- ▶ $T_{e0} \sim 100\text{ eV}$

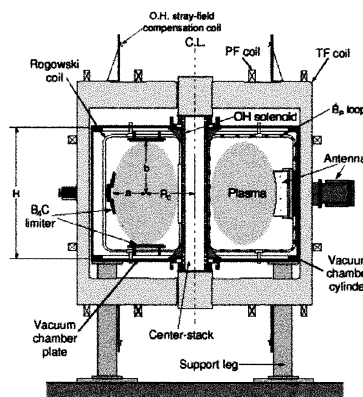


FIGURE 1. Cut-away view of CDX-U, with typical operational parameters

NUMERICAL SIMULATIONS

Two numerical simulation codes, CRF [3] and METS [4], were used to explore the feasibility of low harmonic fast wave power absorption. Both codes are 1-D slab plasma models which include a toroidal geometry induced radial k_z up shift. CRF calculates solutions to the full hot plasma dispersion relation through the entire plasma region. METS solves for the wave fields to all orders in $k_{\perp}\rho_i$ and produces a power absorption profile for each species present in the plasma.

Figure 2 provides an example of the CRF generated plasma dispersion relation for typical CDX-U plasma parameters, with the radial location of the hydrogen and deuterium cyclotron resonant layers highlighted. Using a simple model for wave attenuation of a ray launched radially inward, $P_{loss}(r) = 1 - \exp[-2 \int_0^r \text{Im}(k_{\perp}(x)) dx]$, one can estimate the power attenuation profile. The attenuation profile in Figure 3 indicates the potential for localized absorption in the typical CDX-U 90% H / 10% D plasmas near the hydrogen ion cyclotron harmonics. Results in a pure hydrogen plasma have similar localized behavior near the hydrogen cyclotron harmonics, suggesting that the minority species plays a negligible role in the fast wave damping process near the hydrogen harmonics.

METS was subsequently employed to obtain more detailed information about the absorbed power split between species, and to determine how much of the fast wave energy propagated onto the IBW branch. Figure 4 shows the power absorption profiles calculated by METS for a CDX-U relevant plasma, with the third hydrogen harmonic located on-axis. METS has been used to explore the applicability of third ion cyclotron harmonic heating in larger spherical tori. Figure 5 shows the fast wave power absorbed on the third hydrogen harmonic located at the magnetic axis as a function of ion beta for a target 90% H / 10% D plasma in NSTX and NSST relevant parameter regimes. The β_{ion} scans indicate that fast wave power absorption is strongly dependent on β_{ion} . Because of the smaller physical size of the CDX-U plasma, the METS code has difficulty converging for some parameter choices. Work is underway to update the numerical algorithm in METS. Upon completion, similar β_{ion} studies will be performed

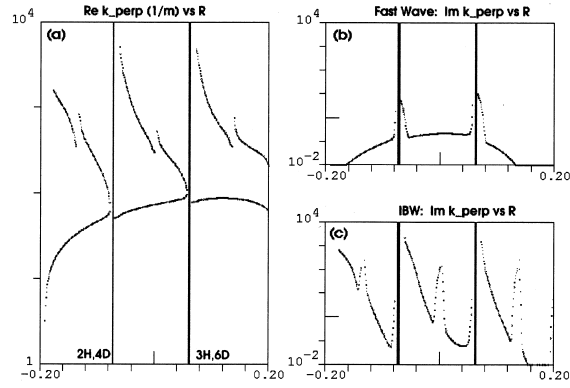


FIGURE 2. 1-D dispersion relation for a 90% H / 10% D plasma in CDX-U under typical operational parameters. Shown here is k_{\perp} as a function of CDX-U minor radius, with the ion harmonic locations indicated and labeled. (a) Real part of k_{\perp} for both fast wave and IBW. (b) Imaginary part of k_{\perp} for the fast wave. (c) Imaginary part of k_{\perp} for the IBW. Similar IBW and fast wave coupling features near the hydrogen harmonics occur for 100% H plasma simulations as well, suggesting that the minority species is not critical to the ion cyclotron heating mechanism

for CDX-U.

CONCLUSIONS

Numerical simulations, using CRF and METS 1-D codes, indicate that 3rd harmonic fast wave heating could lead to strongly localized single pass absorption on bulk ion species in ST geometries. Furthermore, simulations indicate power absorption is strongly dependent on β_{ion} . Discrepancies between the different types of β_{ion} scans, temperature, density and magnetic field variations, suggests a more complicated relationship between these primary plasma parameters. Experimental studies on CDX-U to investigate third harmonic hydrogen absorption are planned to begin in the near future. Future work also

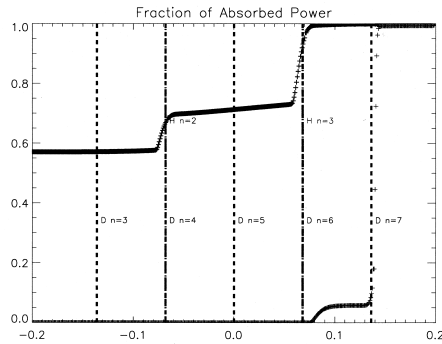


FIGURE 3. Fast wave attenuation calculation for a typical CDX-U plasma, based on the simple propagating ray approximation, $P_{atten}(r) = 1 - \exp[-2 \int_0^r \text{Im}(k_{\perp}(x)) dx]$. Drops in wave power are localized to hydrogen harmonic regions, where the dispersion relation in Figure 2 indicates close coupling of IBW and fast wave branches.

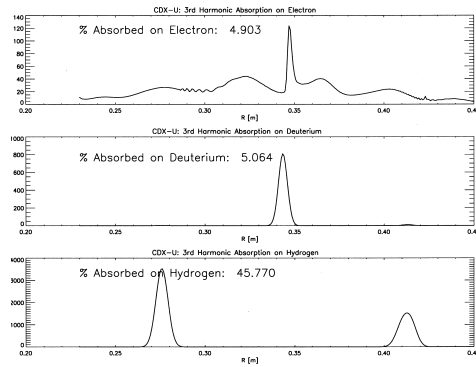


FIGURE 4. METS calculated by species power absorption profile in a 90% H / 10% D plasma for typical CDX-U operational parameters. Strong absorption on the dominant hydrogen at the 3rd and 2nd hydrogen harmonics.

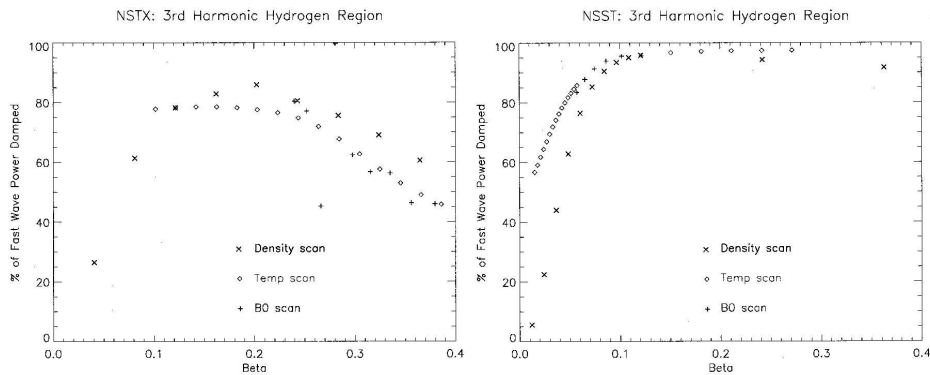


FIGURE 5. β_{ion} scan comparisons between NSTX and NSST. Both show a strong dependence on β_{ion} . (\times variation in density, \diamond variation in T_i , $+$ variation in B_0)

includes continued investigations of absorption parameter dependence via numerical simulations, as well as work towards an understanding of the applicability of analytical models for third harmonic heating such as [2] to the the ST regime.

REFERENCES

1. M. Ono, Phys. Plasmas **2** (1995).
2. D. G. Swanson, Phys. Fluids **28**, 1800 (1985).
3. D. W. Ignat and M. Ono, Phys. Plasmas **2** (1995).
4. D. Smithe, Plasma Physics and Controlled Fusion **31**, 1105 (1889).

External Distribution

Plasma Research Laboratory, Australian National University, Australia
Professor I.R. Jones, Flinders University, Australia
Professor João Canalle, Instituto de Fisica DEQ/IF - UERJ, Brazil
Mr. Gerson O. Ludwig, Instituto Nacional de Pesquisas, Brazil
Dr. P.H. Sakanaka, Instituto Fisica, Brazil
The Librarian, Culham Laboratory, England
Mrs. S.A. Hutchinson, JET Library, England
Professor M.N. Bussac, Ecole Polytechnique, France
Librarian, Max-Planck-Institut für Plasmaphysik, Germany
Jolan Moldvai, Reports Library, Hungarian Academy of Sciences, Central Research Institute
for Physics, Hungary
Dr. P. Kaw, Institute for Plasma Research, India
Ms. P.J. Pathak, Librarian, Institute for Plasma Research, India
Ms. Clelia De Palo, Associazione EURATOM-ENEA, Italy
Dr. G. Grosso, Instituto di Fisica del Plasma, Italy
Librarian, Naka Fusion Research Establishment, JAERI, Japan
Library, Laboratory for Complex Energy Processes, Institute for Advanced Study,
Kyoto University, Japan
Research Information Center, National Institute for Fusion Science, Japan
Dr. O. Mitarai, Kyushu Tokai University, Japan
Dr. Jiengang Li, Institute of Plasma Physics, Chinese Academy of Sciences,
People's Republic of China
Professor Yuping Huo, School of Physical Science and Technology, People's Republic of China
Library, Academia Sinica, Institute of Plasma Physics, People's Republic of China
Librarian, Institute of Physics, Chinese Academy of Sciences, People's Republic of China
Dr. S. Mirnov, TRINITI, Troitsk, Russian Federation, Russia
Dr. V.S. Strelkov, Kurchatov Institute, Russian Federation, Russia
Professor Peter Lukac, Katedra Fyziky Plazmy MFF UK, Mlynska dolina F-2,
Komenskeho Univerzita, SK-842 15 Bratislava, Slovakia
Dr. G.S. Lee, Korea Basic Science Institute, South Korea
Institute for Plasma Research, University of Maryland, USA
Librarian, Fusion Energy Division, Oak Ridge National Laboratory, USA
Librarian, Institute of Fusion Studies, University of Texas, USA
Librarian, Magnetic Fusion Program, Lawrence Livermore National Laboratory, USA
Library, General Atomics, USA
Plasma Physics Group, Fusion Energy Research Program, University of California
at San Diego, USA
Plasma Physics Library, Columbia University, USA
Alkesh Punjabi, Center for Fusion Research and Training, Hampton University, USA
Dr. W.M. Stacey, Fusion Research Center, Georgia Institute of Technology, USA
Dr. John Willis, U.S. Department of Energy, Office of Fusion Energy Sciences, USA
Mr. Paul H. Wright, Indianapolis, Indiana, USA

The Princeton Plasma Physics Laboratory is operated
by Princeton University under contract
with the U.S. Department of Energy.

Information Services
Princeton Plasma Physics Laboratory
P.O. Box 451
Princeton, NJ 08543

Phone: 609-243-2750
Fax: 609-243-2751
e-mail: pppl_info@pppl.gov
Internet Address: <http://www.pppl.gov>