

*Title:* Experimental Program to Elucidate And Control Stimulated Brillouin  
And Raman Back Scattering in Long-Scale Plasmas

*Author(s):* Juan C. Fernandez  
James A. Cobble  
David S. Montgomery  
Mark D. Wilke

*Submitted to:* International Atomic Energy Authority  
Fusion Energy Conference  
Yokohama, Japan  
10/19/98-10/23/98

RECEIVED  
AUG 18 1999  
OSTI

**Los Alamos**  
NATIONAL LABORATORY



Los Alamos National Laboratory, an affirmative action/ equal opportunity employer, is operated by the University of California for the U.S. Department of Energy under contract W-7405-ENG-36. By acceptance of this article, the publisher recognizes the the U.S. Government retains a nonexclusive, royalty-free license to puplish or reproduce the published form of this contribution, or to allow others to do so, for U.S. Government purposes. The Los Alamos National Laboratory requests that the publisher identify this article as work performed under the auspices of the U.S. Department of energy.

## **DISCLAIMER**

**This report was prepared as an account of work sponsored by an agency of the United States Government. Neither the United States Government nor any agency thereof, nor any of their employees, make any warranty, express or implied, or assumes any legal liability or responsibility for the accuracy, completeness, or usefulness of any information, apparatus, product, or process disclosed, or represents that its use would not infringe privately owned rights. Reference herein to any specific commercial product, process, or service by trade name, trademark, manufacturer, or otherwise does not necessarily constitute or imply its endorsement, recommendation, or favoring by the United States Government or any agency thereof. The views and opinions of authors expressed herein do not necessarily state or reflect those of the United States Government or any agency thereof.**

## **DISCLAIMER**

**Portions of this document may be illegible in electronic image products. Images are produced from the best available original document.**

# EXPERIMENTAL PROGRAM TO ELUCIDATE AND CONTROL STIMULATED BRILLOUIN AND RAMAN BACKSCATTERING IN LONG-SCALE PLASMAS\*

Juan C. Fernández, James A. Cobble, David S. Montgomery and Mark D. Wilke  
Los Alamos National Laboratory, Los Alamos, NM, 87544 USA

Laser-plasma instability is a serious concern for indirect-drive inertial confinement fusion (ICF), where laser beams illuminate the interior of a cavity (called a hohlraum) to produce X-rays to drive the implosion of a fusion capsule. Stimulated Raman and Brillouin backscattering (SRS and SBS) could result in unacceptably high laser reflectivities. Unfortunately, it is impossible at present to fully simulate these processes realistically. Our experimental program aims to understand these instabilities by pursuing a dual strategy. (1) We use a gas-filled hohlraum design, which best approaches ignition-hohlraum conditions, on the Nova laser to identify important non linear trends. (2) We are shifting towards more fundamental experiments with a nearly diffraction-limited interaction laser beam illuminating extremely well characterized plasmas on the Trident laser facility at Los Alamos to probe the relevant fundamental processes.

## 1. PLASMA CONDITIONS

Hohlraum designs planned for the National Ignition Facility (NIF) use plasma pressure from a He-H gas fill to tamp the gold-wall plasma[1]. The underdense He-H plasma allows laser propagation due to its low ionization state  $Z$ . High spatial-growth rates for stimulated Raman scattering[2] (SRS) and Brillouin scattering[3] (SBS) are predicted in the long-scale (size  $\sim$  few mm) He-H plasma by linear convective theory[4], particularly backscattering. SRS and SBS are the growth of electrostatic waves, *i.e.*, electron-plasma waves (EPWs) and ion-acoustic waves (IAWs) respectively, which scatter laser light that in turn reinforces the electrostatic waves. Calculated linear gains are enormous and nonlinear saturation is expected.

We discuss two targets, designed using radiation-hydrodynamic simulations with the LASNEX code[5]. (1) A toroidally-shaped hohlraum filled with a low- $Z$  gas and illuminated with the Nova laser (wavelength  $\lambda = 351$  nm) best approaches NIF conditions and spatial scales[6,7]. Nine of the ten  $f / 4.3$  beams (heater beams) are on for 1.4 ns. An interaction beam (IB) is turned on once the plasma equilibrates at 0.4 ns and is kept at constant power for 1 ns. Various fills have been used at pressures up to 2.2 atm which fully ionize up to  $n_e/n_c = 0.20$ , where  $n_e$  is the electron density and  $n_c$  is the density above which 351 nm light becomes evanescent.

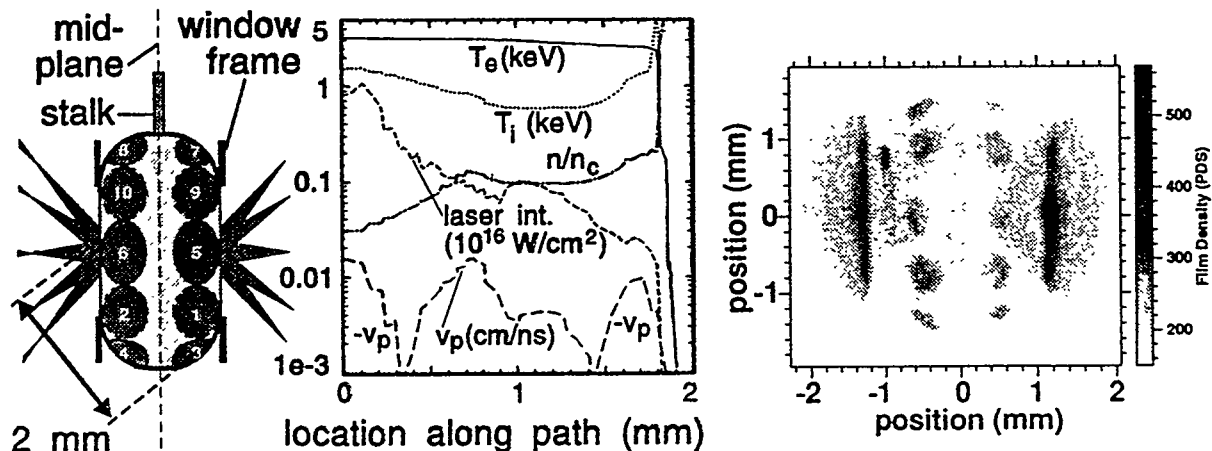


Figure 1: Left: The gas-filled hohlraum and beam footprints are illustrated. Middle: LASNEX profiles within the hohlraum along a beam path at time 1 ns are plotted. Right: Hohlraum x-ray image (0.08 ns framing) taken at time 0.12 ns is shown. By using thin ( $2 \mu\text{m}$ ) gold walls with no gas fill, sufficient L-shell photons reach our pinhole camera to record an image.

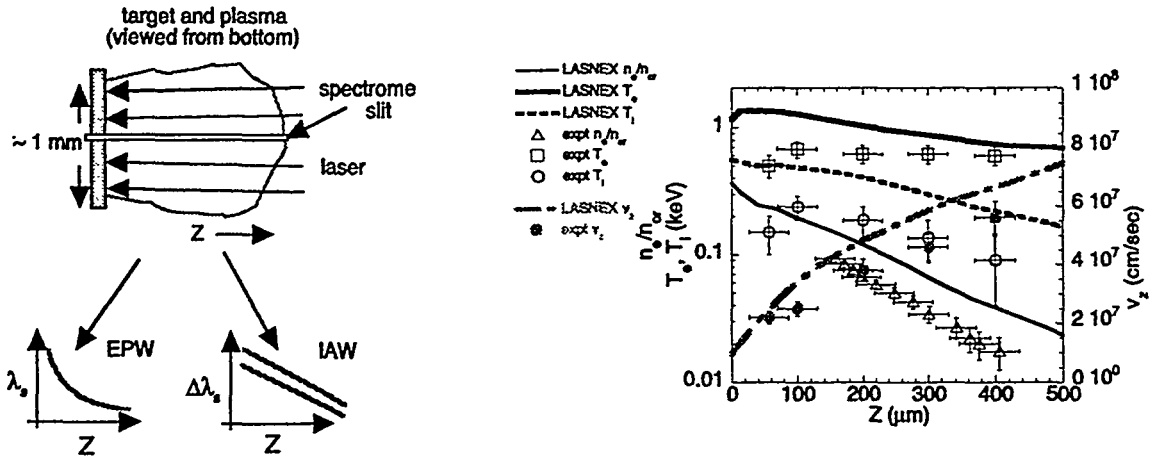


Figure 2: *Left: The geometry for the Thomson scattering measurement is illustrated. Scattering from EPWs yields the  $n_e$  profile, while scattering by IAWs yields the  $T_e$ ,  $T_i$  and flow velocity  $v_z$  profiles. Right: Measured versus predicted spatial profiles normal to the target ( $\hat{z}$ ) at 1.0 ns.*

(2) Plasmas that are quasi homogeneous along the direction of beam propagation ( $\hat{k}_0$ ) are performed by line-focusing a beam of the Trident laser[8] ( $\lambda = 526.6$  nm) for 1.2 ns onto a CH disk  $6.7 \mu\text{m}$  in thickness and 1 mm in diameter[9]. A second Trident beam for SRS and SBS interactions, either a regular beam or a well characterized  $f/6.9$  nearly diffraction-limited beam[10], travels parallel to the disk and along the line focus plane. The plasma expansion is mostly normal to  $\hat{k}_0$ , so the IB beam samples a  $\approx 1$  mm-long plasma with constant  $n_e$ , depending on the chosen IB-disk separation. Trident and Nova plasmas are similar in important areas such as the onset and saturation of SBS[9,11]. Moreover, Trident plasmas have been characterized with unprecedented detail with a diagnostic that images light from collective Thomson scattering along the direction of plasma expansion with a framing time of 0.12 ns[10]. The diagnostic geometry and the plasma profiles, predicted and measured, are shown in Fig. 2. The profile measurements are necessary for truly detailed comparisons between theory and experiment.

## 2. EXPERIMENTAL RESULTS AND FUTURE DIRECTIONS

High-energy glass-laser beams used for ICF are not spatially uniform. Mitigation techniques include passive optics for beam smoothing. For Nova and some Trident experiments we have used a binary random-phase plate (RPP)[12,13]. RPPs produce a “smooth” focal spot envelope with a superimposed fine-scale speckle (or “hot spot”) pattern. A significant fraction of the beam energy is in hot spots. RPP hot-spot statistics affect the character of SRS and SRS onsets profoundly, as seen in models and simulations [14,15]. The result of integrating the SRS gain over the hot-spot distribution, including beam diffraction and pump depletion, is a non linear system which exhibits critical behavior[14]. In the long-scale regime the instability-dephasing length is much longer than the typical hot-spot length ( $l_{hs} \sim 7f^2\lambda$ ). There, as the average beam intensity  $I$  is increased the reflectivity  $R$  sharply increases from  $R_{seed}$  once  $I$  exceeds a critical intensity value  $I_c$ .  $I = I_c$  when the linear gain  $R/R_{seed} = \exp[G(I_c, l_{hs})] \approx e^1$ , in contrast with the customary threshold  $G = 2\pi$ . Once  $I \gg I_c$  hot-spots undergo pump-depletion or non linear saturation and  $R$  levels off. Sharp onsets are also evident on 3-Dim. SRS simulations [15]. High- $T_e$  and long density scales also allow SRS study where the same theory applies.

SBS  $I_c$  magnitudes and dependencies on  $\nu_i$  and on  $f$  number measured in the Nova toroidal hohlraums[7,16] and in the Trident line plasmas[9] are predicted theoretically reasonably well[11].

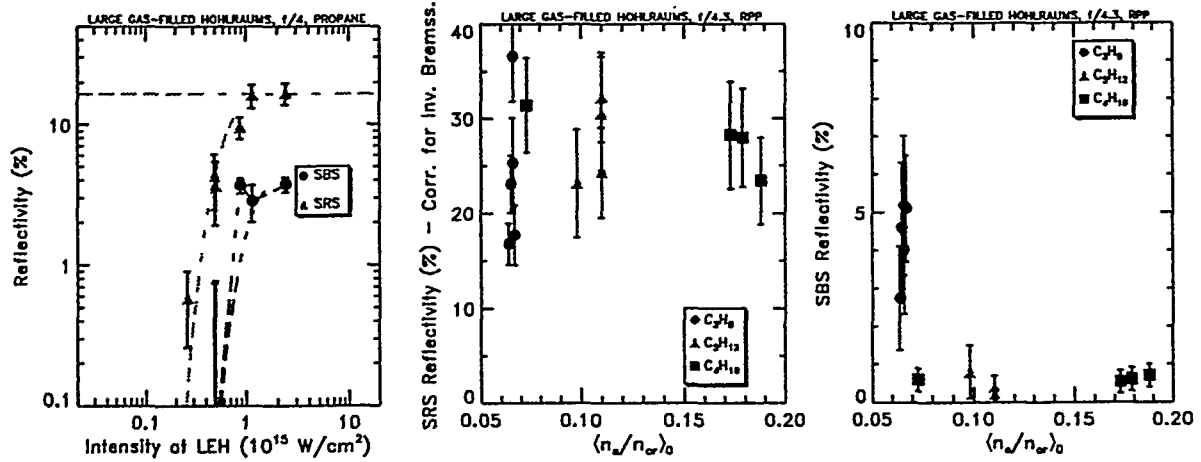


Figure 3: Left: Time-averaged  $R_{SRS}$  and  $R_{SBS}$  are plotted versus  $I$ . Center & Right:  $R_{SRS}$  &  $R_{SBS}$  are plotted versus initial  $n_e/n_c$ .  $R_{SRS}$  values are corrected for inverse-Bremsstrahlung absorption ( $\times 1.65$  at  $n_e/n_c = 0.18$ ,  $\times 1.25$  at  $n_e/n_c = 0.11$  and  $\times 1.05$  at  $n_e/n_c = 0.07$ ).

SRS onsets in toroidal hohlraums have been measured also. For C $_5$ H $_{12}$  ( $n_e/n_c = 0.11$ ) the observed  $I_c \sim 10^{14}$  W/cm $^2$ [16] is consistent with theory within our ability to ascertain the value of the Landau-damping frequency of EPWs ( $\nu_e$ ) within hot spots[17]. Fig. 3-Left shows  $R_{SRS}$  and  $R_{SBS}$  versus  $I$  of the RPP-smoothed IB from 1 atm C $_3$ H $_8$  fills ( $n_e/n_c = 0.07$ ). All the reflected light near and within the beam cone is measured[18] and included in the values shown. The observed  $I_c \sim 3 \times 10^{14}$  W/cm $^2$  for SRS is significantly higher than with  $n_e/n_c = 0.11$  because of the higher  $\nu_e$  from Landau damping at lower  $n_e$ . In contrast, the observed SBS  $I_c$  are similar for both  $n_e$  values because the Landau-damping rates for IAWs ( $\nu_i$ ) do not change. Fig. 3-Left includes fits to  $R_{SRS}$  and  $R_{SBS}$  from the model in Ref. ([14]).

We have studied SBS and SRS saturation extensively. In a fixed-length homogeneous plasma the convective gain exponents are  $G_{SBS} \propto (n_e I)/\nu_i$  and  $G_{SRS} \propto I/\nu_e$ . SRS and SBS are not simply gain-limited when  $I \gg I_c$  since  $R$  levels off with increasing  $I$ [9,7,16], as in Fig. 3-Left. Only time-integrated hohlraum  $R_{SRS}$  and  $R_{SBS}$  are discussed, as the plasma is approximately in steady state while the IB is on.  $R_{SRS}$  and  $R_{SBS}$  vary in time due to hydrodynamic-evolution details[19], but this is outside the scope of this paper.  $R_{SRS}$  is remarkably constant over a wide range of  $n_e$ , as shown in Fig. 3-Center. According to LASNEX, changing  $n_e$  changes  $T_e$  and  $T_i$  little, allowing fairly clean comparisons.  $R_{SBS}$  would increase exponentially with  $n_e$  if linear convective theory applied. Fig. 3-Right shows a vastly different result. In plasmas with multiple ion species,  $\nu_i/\omega_i$  depends on the relative ion masses[20,21]. We exploit this by using the hohlraum gas fill to vary  $\nu_i/\omega_i$  while keeping  $T_i/T_e$  fixed. The measured  $R_{SRS}$  from toroidal hohlraums depends approximately linearly on  $\nu_i/\omega_i$ [22,16], even though SRS does not involve IAWs. This is attributed to the coupling of SRS to the Langmuir Decay Instability (LDI), where the SRS EPW further decays into another EPW and an IAW[23]. We have imaged the SRS light at the target plane with 25  $\mu$ m resolution and 0.15 ns framing[24]. We deduce from these images that significant SRS occurs throughout the beam path, contrary to expectations from convective theory, *i.e.*, highest scattering at the end of the SRS gain region. Ubiquitous SRS is more consistent with saturation mediated by LDI, *i.e.*, SRS clamped by secondary decay throughout the plasma except for a short growth region. In spite of modeling successes in SRS-LDI coupling[25,26], much more work will be required to explain our data thoroughly[27].  $R_{SBS}$  from toroidal hohlraums is influenced also by  $\nu_i/\omega_i$ [16]. Since SBS is not simply gain-limited, any  $\nu_i$  dependence is difficult to explain. Competition between SRS and SBS might be involved, but it is strange that the SBS reflectivity is constant for a wide range of  $\nu_i/\omega_i$  while the SRS reflectivity is changing significantly. SBS saturation is apparently sensitive to boundary conditions. In Trident line plasmas when  $I \gg I_c$ , we have raised the intensity-saturated  $R_{SBS}$ :

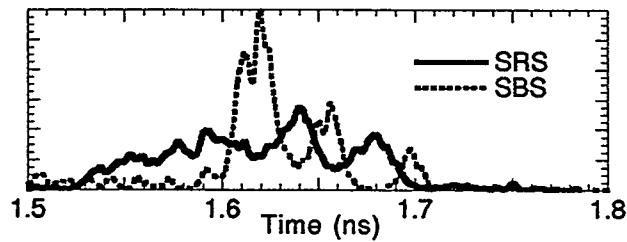


Figure 4: The instantaneous  $R_{SBS}$  and  $R_{SRS}$  reflectivity of the Trident diffraction-limited beam from a CH line plasma is plotted versus time.

by seeding SBS with an external light source[11].

Much work remains to understand SRS and SBS saturation. Underlying observed trends in complicated NIF-relevant plasmas, there are undoubtedly coupled physical processes which we hope to uncover by detailed comparisons of theory to the single-hot-spot experiments. For example, Fig. 4-Right shows the evolution of  $R_{SRS}$  and  $R_{SBS}$  of the diffraction-limited Trident beam.  $R_{SRS}$  and  $R_{SBS}$  are anticorrelated and oscillate in time with a period similar to acoustic transit times across the IB. Promising modeling efforts for these experiments are underway.

\*This work was supported by the US DOE.

## References

- [1] HAAN, S. W. et al., *Phys. Plasmas*, **2** (1995) 2480.
- [2] GOLDMAN, M. V. et al., *Phys. Fluids*, **8** (1965) 1404.
- [3] GORBUNOV, L. M., *Soviet Physics JETP*, **28** (1969) 1220.
- [4] ROSENBLUTH, M. N., *Phys. Rev. Lett.*, **29** (1972) 565.
- [5] ZIMMERMAN, G. et al., *Comments Plasma Phys. Controlled Fusion*, **2** (1975) 51.
- [6] WILDE, B. H. et al., in *Proc. 12th International Conf. on Laser Interaction and Related Plasma Phenomena, Osaka, 1995*, G. H. MILEY Ed., page 255, AIP Press, NY, 1996, Conf. Proc. No. 369, Part 1.
- [7] FERNÁNDEZ, J. C. et al., *Phys. Rev. E*, **53** (1996) 2747.
- [8] MONCUR, N. K. et al., *Appl. Optics*, **34** (1995) 4274.
- [9] WATT, R. G. et al., *Phys. Plasmas*, **3** (1996) 1091.
- [10] MONTGOMERY, D. S. et al., accepted to *Lasers and Particle Beams*, 1998.
- [11] FERNANDEZ, J. C. et al., *Phys. Rev. Lett.*, **81** (1998) 2252.
- [12] KATO, Y. et al., *Phys. Rev. Lett.*, **53** (1984) 1057.
- [13] DIXIT, S. M. et al., *Appl. Optics*, **32** (1993) 2543.
- [14] ROSE, H. A. et al., *Phys. Rev. Lett.*, **72** (1994) 2883.
- [15] BERGER, R. L. et al., *Phys. Rev. Lett.*, **75** (1995) 1078.
- [16] FERNÁNDEZ, J. C. et al., *Phys. Plasmas*, **4** (1997) 1849.
- [17] AFEYAN, B. B. et al., New regimes of parametric instabilities in plasmas with flat-topped and depleted tail velocity distribution functions, submitted to *Phys. Rev. Lett.*, 1997.
- [18] KIRKWOOD, R. K. et al., *Rev. Sci. Instrum.*, **68** (1997) 636.
- [19] MONTGOMERY, D. S. et al., *Phys. Plasmas*, **5** (1998) 1973.
- [20] VU, H. X. et al., *Phys. Plasmas*, **1** (1994) 3542.
- [21] WILLIAMS, E. A. et al., *Phys. Plasmas*, **2** (1995) 129.
- [22] FERNÁNDEZ, J. C. et al., *Phys. Rev. Lett.*, **77** (1996) 2702.
- [23] DUBOIS, D. F. et al., *Phys. Rev. Lett.*, **14** (1965) 544.
- [24] WILKE, M. D. et al., *Rev. Sci. Instrum.*, **68** (1997) 672.
- [25] DRAKE, R. P. et al., *Phys. Fluids B*, **3** (1991) 2936.
- [26] BEZZERIDES, B. et al., *Phys. Rev. Lett.*, **70** (1993) 2569.
- [27] RUSSELL, D. A. et al., submitted to *Phys. of Plasmas*, 1998.