

Excess Sodium Tetrphenylborate and Intermediates Decomposition Studies

by

M. J. Barnes

Westinghouse Savannah River Company
Savannah River Site
Aiken, South Carolina 29808

R. A. Peterson

DOE Contract No. **DE-AC09-96SR18500**

This paper was prepared in connection with work done under the above contract number with the U. S. Department of Energy. By acceptance of this paper, the publisher and/or recipient acknowledges the U. S. Government's right to retain a nonexclusive, royalty-free license in and to any copyright covering this paper, along with the right to reproduce and to authorize others to reproduce all or part of the copyrighted paper.

DISCLAIMER

This report was prepared as an account of work sponsored by an agency of the United States Government. Neither the United States Government nor any agency thereof, nor any of their employees, makes any warranty, express or implied, or assumes any legal liability or responsibility for the accuracy, completeness, or usefulness of any information, apparatus, product, or process disclosed, or represents that its use would not infringe privately owned rights. Reference herein to any specific commercial product, process, or service by trade name, trademark, manufacturer, or otherwise does not necessarily constitute or imply its endorsement, recommendation, or favoring by the United States Government or any agency thereof. The views and opinions of authors expressed herein do not necessarily state or reflect those of the United States Government or any agency thereof.

This report has been reproduced directly from the best available copy.

Available to DOE and DOE contractors from the Office of Scientific and Technical Information, P. O. Box 62, Oak Ridge, TN 37831; prices available from (423) 576-8401.

Available to the public from the National Technical Information Service, U. S. Department of Commerce, 5285 Port Royal Road, Springfield, VA 22161.

DISCLAIMER

Portions of this document may be illegible in electronic image products. Images are produced from the best available original document.

EXCESS SODIUM TETRAPHENYLBORATE AND INTERMEDIATES DECOMPOSITION STUDIES

**M. J. Barnes
R. A. Peterson**

Publication Date: October 2, 1998


**Westinghouse Savannah River Company
Savannah River Technology Center
Aiken, SC 29808**



SAVANNAH RIVER SITE

EXCESS SODIUM TETRAPHENYLBORATE AND INTERMEDIATES DECOMPOSITION STUDIES

Authors




M. J. Barnes, Waste Processing Technology 10/2/98
Date




R. A. Peterson, Waste Processing Technology 10/2/98
Date

Design Check




W. R. Wilmarth, Waste Processing Technology 2 Oct 98
Date
(per Manual E7, Procedure 2.40)


Approvals/Review



S. D. Fink, Level 4 Manager, Waste Processing Technology 10-2-98
Date



J. T. Carter, In-Tank Precipitation Flow Sheet Team Leader 10/3/98
Date



K. J. Rueter, Salt Disposition Systems Engineering Team 10/4/98
Date



W. L. Tamosaitis, Level 3 Manager, Waste Processing Technology 10/2/98
Date

1.0 Summary

The stability of excess amounts of sodium tetrphenylborate (NaTPB) in the In-Tank Precipitation (ITP) facility depends on a number of variables. Concentration of palladium, initial benzene, and sodium ion as well as temperature provide the best opportunities for controlling the decomposition rate. This study examined the influence of these four variables on the reactivity of palladium-catalyzed sodium tetrphenylborate decomposition. Also, single effects tests investigated the reactivity of simulants with continuous stirring and nitrogen ventilation, with very high benzene concentrations, under washed sodium concentrations, with very high palladium concentrations, and with minimal quantities of excess NaTPB. These tests showed the following.

The testing demonstrates that current facility configuration does not provide assured safety of operations relative to the hazards of benzene (in particular to maintain the tank headspace below 60 % of the lower flammability limit (lfl) for benzene generation rates of greater than 7 mg/(L·h)) from possible accelerated reaction of excess NaTPB. Current maximal operating temperatures of 40 °C and the lack of protection against palladium entering Tank 48H provide insufficient protection against the onset of the reaction. Similarly, control of the amount of excess NaTPB, purification of the organic, or limiting the benzene content of the slurry (via stirring) and ionic strength of the waste mixture prove inadequate to assure safe operation.

- Tests at 45 °C exhibited decomposition rates that might be too large to provide significant margin to maintain the tank headspace below 60% of the LFL of the tank.
- All 25 °C tests exhibited an average calculated benzene generation rate below the target of 7 mg/(L·h). Analysis of the temperature data indicates that the catalyst apparently did not activate at 25 °C during the test period.
- Only tests containing greater than 0.5 mg/L palladium and at temperatures equal to or greater than 35 °C produced calculated benzene generation rates exceeding the target of 7 mg/(L·h).
- Diluting the sodium concentration in the starting waste mixture to 3.5 M does not significantly effect the generation rate of benzene.
- Initial benzene concentration does not statistically correlate with either the decomposition rate of NaTPB or the observed induction period.
- Rapid decomposition of NaTPB, in the presence of palladium, occurs even without added initial concentrations of three phenylborate byproducts (i.e., in the absence of intermediates at the start of testing, NaTPB decomposition by a mechanism other than palladium catalysis produces a small, yet sufficient, concentration of intermediates). This result indicates purification of existing supplies of NaTPB to remove intermediates would not prevent NaTPB decomposition in ITP.

The experimental design also attempted to provide insight into the reaction mechanism by examining the dependence of the reaction on the presence of phenylborate byproducts, temperature, palladium concentration, and benzene content.

- Elevated concentrations of phenylborate intermediates do not accelerate the decomposition rate of NaTPB for either the palladium-catalyzed reaction or the reaction absent palladium.
- The presence of any one of the three intermediates -- phenylboronic acid (1PB), diphenylborinic acid (2PB), or triphenylborane (3PB) -- will activate palladium-catalyzed NaTPB decomposition.
- For tests that showed measurable reaction, the induction period varied from 0 to 487 hours. Only one reactive system -- at 45 °C with high palladium -- showed no induction period.

- Sodium tetraphenylborate decomposition rates and length of induction periods correlate with temperature (i.e., a trend was observed that relatively fast reactions and short induction periods were observed at 45 °C, lower rates and longer induction periods were observed at 35 °C, and very low rates due to the lack of catalyst activation (extremely long or infinite induction periods) was observed at 25 °C.
- Sodium tetraphenylborate decomposition rates correlate with total palladium concentration.

This report was revised to incorporate extended reaction time data from all tests that contained NaTPB at the time that the original document was prepared. The data contained in this report six months of reaction time. Data collected after the initial document preparation did not lead to further conclusions or significant variation from the data reported in the original document.

2.0 Introduction

The In-Tank Precipitation (ITP) process uses NaTPB to precipitate cesium and potassium. During initial radioactive operation in the fall of 1995, excess NaTPB unexpectedly decomposed. [Ref. 1] Testing at the Savannah River Technology Center indicated that palladium, mercury, phenylborate intermediates, benzene, and tetraphenylborate solids form the most active simulant catalyst system observed. [Ref. 2 - 4] Copper demonstrates less catalytic activity than the palladium system for NaTPB decomposition. [Ref. 5 - 7] Copper also catalyzes the decomposition of the resulting phenylborates: triphenylborane (3PB), diphenylborinic acid (2PB), and phenylboronic acid (1PB). [Ref. 8 - 9] Previous NaTPB decomposition testing probed the influence of a number of variables such as the presence of oxygen, agitation, and weight percent solids.

Concentration Storage and Transfer Engineering (CSTE) and the ITP Flowsheet Team requested the Waste Processing Technology Section conduct tests to examine whether a restricted range of conditions would provide for safe operation of the facility absent any physical modifications. This task also sought to (1) identify the intermediate(s) responsible for activating the palladium catalyst systems and (2) thoroughly examine and, if possible, quantify the influence of temperature, palladium concentration, benzene concentration, sodium ion concentration, and excess sodium tetraphenylborate concentration on the decomposition of excess NaTPB. This task serves as part of the DNFSB Recommendation 96-1 Implementation Plan [Ref. 10] as requested by CSTE and the ITP Flowsheet Team in Task Technical Request HLW-TTR-98038. [Ref. 11]

3.0 Experimental

This task consisted of two sets of tests. Set I sought to identify the intermediate(s) responsible for activating the palladium catalyst reaction. Set II sought to examine and potentially quantify the influence of temperature, palladium concentration, benzene concentration, sodium ion concentration, and excess NaTPB concentration. A discussion of the test conditions for each of the test sets follows.

3.1 Set 1: Intermediates Testing

The Intermediates Testing included two objectives:

- Determine which of the three phenylborate intermediates facilitates the start of the palladium catalyzed reaction (eight tests), and
- Determine if high concentrations of phenylborate intermediates catalyze the decomposition of NaTPB in the absence of palladium (three tests).

Previous catalyst identification testing added all three intermediates at the start of testing. [Ref. 2 - 4, 12, 13] In this study, tests performed in support of the first objective examined both the absences of one and two of the intermediate species at the start of testing. Personnel used the time to the onset of reaction to determine the influence of the intermediates. Tests performed in support of the second objective contain elevated concentrations of each intermediate. Palladium concentration varied in these tests. Tables 1 and 2 detail both the variable and test design. For comparative purposes, these tests utilized conditions similar to earlier tests (i.e., high [NaTPB] and 55 °C). [Ref. 2 - 4]. See Table 3 for the target slurry composition. Experimental conditions and details for the 11 tests follow.

- All tests used sealed glass serum bottles that were nitrogen blanketed at the start of testing.
- No agitation of test vessels occurred (other than shaking at start of testing and just prior to sampling).
- All tests used a large excess of NaTPB (> 6000 mg/L).
- All tests occurred at 55 °C.
- All tests contained a modified Enhanced Comprehensive Catalyst (ECC) system (see Table 4 for the modified ECC system, Reference 4 contains a list of the unmodified system).
- All tests excluded copper to reduce the rate of intermediate decomposition.
- Tests varied the initial concentration of the three intermediates (see Tables 1 and 2).
- Tests 101 through 109 added palladium at the ECC level (i.e., 2.6 mg/L).
- All 11 tests added benzene at the ECC level (i.e., 720 mg/L).
- Tests 110 and 111 excluded palladium.

3.2 Set II: Excess Sodium Tetrphenylborate Testing

The Set II (excess NaTPB) tests included a Box-Behnken statistical design that examined the influence of temperature, palladium concentration, benzene concentration, and sodium ion concentration. Additional tests investigated the influence of different levels of excess NaTPB and other miscellaneous factors. The excess NaTPB test set investigated the rates of reaction expected over the ITP operating range for each of these four variables. Tables 6 and 7 detail the test design. See Table 5 for the target slurry compositions. Experimental conditions and detail for the 43 tests follow.

- All tests, except 229 and 230, used sealed glass serum bottles and nitrogen blanketing at the start of testing. Tests 229 and 230 were conducted in glass reaction vessels fitted with nitrogen ventilation ports.
- All tests, except 229 and 230, did not include agitation (other than shaking at start of testing and just prior to sampling). Tests 229 and 230 were continuously stirred.
- Tests 201 through 235 used an initial excess NaTPB target concentration of 0.01 M (3400 mg/L).
- Tests 236 through 239 used an initial excess NaTPB target concentration of 0.005 M (1700 mg/L).
- Tests 240 through 243 used an initial excess NaTPB target concentration of 0.0025 M (850 mg/L).
- Tests contained a modified Enhanced Comprehensive Catalyst (ECC) system (see Table 4) with 125 mg/L of each phenylborate intermediate (i.e., 3PB, 2PB, and 1PB) unless otherwise noted).
- The palladium and benzene concentrations varied (see Table 6).

3.3 Preparation and Analysis

All tests used non-radioactive simulants. Personnel prepared test solutions from reagent grade chemicals using calibrated balances checked daily before use. [Ref. 15] The weights used for balance checks received calibration by the SRTC Standards Laboratory. The accuracy of glassware used to measure volumes was verified by gravimetric methods using water as a standard. [Ref. 16] Temperature measurements used equipment calibrated by the SRTC Standards Laboratory. Temperature monitoring occurred at least once per day to ensure a constant temperature reading within a range of ± 3 °C. All M&TE used in this task received calibration or verification for accuracy prior to their use.

With the exception of the two continuously stirred and ventilated tests, all tests occurred in sealed 160-mL glass serum bottles with a nitrogen atmosphere. The two stirred ventilated tests used 200-mL glass reaction vessels fitted with nitrogen inlet and outlet and a magnetic stirrer. The remaining preparations duplicated those for the other tests. Each bottle was charged with 100 mL of the appropriate simulant slurry followed by a prescribed amount of each of the ECC components. The soluble metal species came from stock solutions prepared from common salts. For the insoluble solids, the tests used simulated Purex sludge without noble metals, copper, silver, or mercury. All tests requiring simulated sludge and MST added hydrated species. The soluble organic species (i.e., triphenylborane (3PB), diphenylborinic acid (2PB), phenylboronic acid (1PB), phenol, isopropanol, and methanol) came from either an alkaline stock solution or pure compound. Monosodium titanate (MST), benzene, diphenylmercury, and biphenyl were added as pure compounds. After adding all potential catalysts, each vessel was sealed.

Filtrate samples were obtained for analysis by using syringe filter discs with a 0.45 μ nominal pore size to remove solids from the slurry sample. Periodic analysis of the reaction mixtures occurred during the remainder of the testing. Slurry sampling occurred after aggressive, manual shaking for approximately 15 seconds. HPLC analysis of the filtrate from these samples allowed determination of the rate and extent of reaction. Personnel typically sampled once or twice a week (or less frequently in the latter part of each test). Personnel mixed solutions thoroughly prior to any liquid sampling. In all tests, liquid samples were analyzed by High Performance Liquid Chromatography (HPLC) to determine the extent of reaction. Species measured by HPLC included tetraphenylborate ion (TPB⁻), 3PB, 2PB, 1PB, and phenol. In addition to HPLC analysis, personnel digested filtrate samples and analyzed them by Inductively Coupled Plasma - Emission Spectroscopy for soluble boron. In experiments where all excess NaTPB decomposed, researchers also analyzed filtrate samples for soluble potassium to establish the rate of KTPB decomposition under the existing test conditions. In addition, borate analysis of a filtrate sample from each test was performed by ion exclusion chromatography. The Analytical Development Section performed all chemical analyses.

4.0 Results and Discussion

4.1 Set I: *Intermediates Testing*

The design of intermediates test set sought primarily to identify the specific compound(s) in the group of phenylborate intermediates (i.e., 3PB, 2PB, and 1PB) that assist in the activation of palladium as a NaTPB catalyst. The test set also examined whether elevated concentrations of phenylborate intermediates would either catalyze NaTPB decomposition in the absence of palladium or accelerate the rate of palladium catalyzed NaTPB decomposition. The tests included 2 groups: eight tests for intermediates identification (Tests 101 to 108) and three tests for elevated concentration influence evaluation (Tests 109 to 111) as shown in Table 2. Appendix A (Section 9.0) provides data obtained from the tests. As noted earlier, test conditions resembled those used in previous catalyst identification testing (e.g., 4 wt % KTPB, 2.7 M Na⁺ slurry, > 6000 mg/L excess NaTPB, 55 °C, etc.).

4.1.1 Intermediates Identification

The intermediates identification testing consisted of eight tests. The starting mixture for the tests either included: (1) all intermediates (Test 101), (2) all but one of the intermediates (Tests 102 to 104), (3) only one of the intermediates (Tests 105 to 107), or (3) no intermediates (Test 108). As such, the design examined all combinatorial possibilities of the species relative to necessity for palladium activation.

The inclusion of all three intermediates at the start of testing (i.e., Test 101) was expected to produce the shortest induction period (i.e., time to onset of reaction). Examination of data from Test 101 (Section 9.1) indicates significant reaction began within 107 hours of testing as shown by the large increase in 3PB concentration. Note that the soluble NaTPB concentration decreases only slightly relative to the increase in 3PB concentration. This small decrease reflects the presence of insoluble NaTPB not measured by HPLC. The significant increase in soluble organic boron results from dissolution of insoluble NaTPB.

Tests 102, 103, and 104 examined the removal of 1PB, 2PB, and 3PB, respectively, from the all-inclusive mixture. In each case, significant reaction resulted within 107 hours. Tests 105, 106, and 107 added only 1PB, 2PB, or 3PB, respectively, at the start of testing. Tests 105 and 106 exhibited a significant reaction within 107 hours. While Test 107 (with only 3PB added at the start) did not exhibit significant reaction until after 197 hours, this potential difference in induction period is insufficient to draw any conclusions pertaining to the impact of 3PB on induction period at this time. The most unexpected result from testing was that Test 108, with none of the three intermediates added at the start, exhibited a reactivity similar to Test 107. Earlier catalyst identification testing included a similar test (Ref. 3, Test 56) without intermediates that did not exhibit a significant NaTPB reactivity until after 321 hours. The authors can offer no reason for the lack of an induction period in the Test 108.

In summary, even in the absence of the three intermediate species, NaTPB decomposition occurs and the catalyst is activated. This information suggests that purification of existing supplies of NaTPB to remove intermediates would not prevent NaTPB decomposition in ITP.

4.1.2 Intermediate Catalysis

The Set I testing also attempted to determine if elevated concentrations of the intermediate species would either catalyze NaTPB decomposition in the absence of palladium or accelerate the rate of palladium catalyzed NaTPB decomposition. Three tests examined these hypotheses. Test 109 contained all three of the intermediate species at a concentration ten times greater than the nominal concentration utilized in the previous eight tests. The experiment used the nominal ECC concentration (2.6 mg/L) of palladium. Test 110 contained approximately the same concentrations of intermediates at the start as did Test 109. However, Test 110 included no palladium. Test 111 resembled Test 110 in the lack of palladium, but included much larger concentrations of 2PB and 1PB.

Examination of the NaTPB, intermediates, and phenol data from Test 109 indicates no significant amount of NaTPB decomposition occurred. The soluble boron data indicates that some dissolution of NaTPB. However, subsequent testing indicates that a significant amount of boron leaching from the glass reaction vessels also occurred at 55 °C. The relatively stable soluble organic boron concentration supports the conclusion that only intermediates decomposed during the testing. We theorize that the elevated concentration of 3PB led to interference and coordination of the palladium thereby preventing decomposition of NaTPB. A slurry sample of Test 109 verified the presence of palladium in the test (i.e., palladium was not mistakenly omitted from the test). Tests 110 and 111 exhibit data profiles similar to Test 109 indicating no significant amount of NaTPB decomposition. In summary, elevated concentrations of phenylborate intermediates do not catalyze the decomposition of NaTPB in the absence of palladium. Furthermore, elevated intermediate concentrations do not accelerate palladium catalyzed NaTPB decomposition. In fact, the data suggest elevated concentrations prevent palladium-catalyzed NaTPB decomposition, perhaps due to 3PB interference (i.e., coordination) with the palladium.

4.2 Set II: *Excess Sodium Tetraphenylborate Testing*

The Excess NaTPB Testing design consisted of 43 tests. The first 27 tests were a Box-Behnken statistical design addressing the influence of four variables: temperature, initial benzene concentration, sodium concentration, and palladium concentration. The remaining 16 tests examine single variable influences (e.g., stirring and ventilation, low sodium ion concentration, excess NaTPB concentration, etc.). Tables 6 and 7 summarize the test design and the variable levels.

4.2.1 Reaction Rates

One may calculate average reaction rates from available data by five different methods. Theoretically, the most accurate method for determining the rate of NaTPB decomposition involves measuring the change in NaTPB concentration. Unfortunately, insoluble NaTPB existed in each test and dissolved during reaction. The next method determines NaTPB decomposition rate from the rate of boron dissolution. As soluble

NaTPB decomposes, insoluble NaTPB dissolves to maintain an equilibrated soluble NaTPB concentration. Therefore, measuring the total soluble boron concentration provides a means of measuring the amount of NaTPB that decomposed. Two sources of error exist in this method. First, the boron analytical method introduces an error. Sampling, digestion, and analysis imparts up to 10% error. [Ref. 16] These variances cause a random error, negated with a sufficiently large set of samples. The second error derives from boron leaching from the glass reaction vessels. Such leaching provides a systematic error (i.e., always provides a higher boron value than NaTPB decomposition alone). One can attempt to correct for this error using a measured leaching rate. Previously, Wilmarth et al. measured the leach rate from similar 160-mL borosilicate glass vessels and correlated with hydroxide concentration of similar test simulants at 45 °C. [Ref. 17] The correlation follows equation (1).

$$\text{Rate (mg/(L}\cdot\text{h))} = 0.017[\text{OH}^-] - 0.029 \quad (1)$$

The authors assumed test vessels in this study at 45 °C leached at the same rate predicted by the correlation. Since no data exists for leaching at other temperatures, the calculations conservatively assume tests at 25 °C did not leach boron. (That assumption attributes all increases in soluble boron to a benzene-generating reaction.) Furthermore, the rate calculations assume the leaching varies linearly with temperature so that tests at 35 °C leached at an intermediate leach rate (i.e., 50% of the above rate). The interpolated leach rate for tests that exhibited significant and measurable rates of reaction typically represented less than 10% of the measured increase in soluble boron.

The third method of calculating the rate of NaTPB reaction uses the increase in cumulative organic boron data (i.e., adding together the number of moles of boron-containing species). This method may underestimate the NaTPB decomposition rate since the data frequently lacks the final boron-containing species, borate. Failure to include borate in the cumulative value neglects any decomposition to that product. In many instances, the organic boron value decreased during the reaction.

The fourth method for calculating NaTPB decomposition rate uses the increase in 3PB concentration. This method grossly underestimates the reaction rate since 3PB decomposes rapidly and the method neglects many other reactions. The authors only relied upon this method when none of the previous three methods provided a non-negative value.

The fifth, and final, method derives a rate of decomposition from the production of phenol. This method proves least accurate since the ratio of phenol produced to NaTPB decomposed can vary up to 400%.

Based upon the above considerations, the authors calculated upper reaction rates from soluble boron data whenever possible. Less conservative rates came from the organic boron data. In a few instances where organic boron data did not provide a measurable reaction, but an increase in 3PB was observed, we used 3PB concentration to calculate a non-conservative rate. The time period over which the bounding reaction rates was calculated was defined by the end of the induction period and the apparent exhaustion of the excess sodium tetraphenylborate (as defined by a soluble NaTPB concentration falling to a less than detectable concentration).

For comparative value, Tables 8 and 9 list benzene-generation rates calculated from soluble boron (i.e., ICP-ES) and from organic boron (i.e., HPLC), respectively. In addition, if an experiment showed an induction behavior, the tables list the length of the induction period. A review of the benzene-generation rates calculated from the ICP-ES data indicates that five of the tests showed rates equal to or greater than 7 mg/(L·h). All five of these tests had the maximum palladium concentration tested (i.e., 3.6 mg/L). Four of the five occurred at 35 °C. The next section provides a statistical analysis of the 27 tests. Nine of the 16 single effects tests also exhibited average benzene generation rates exceeding 7 mg/(L·h). All of these contained a palladium concentration of 3.6 mg/L or greater. All of these tests occurred at 35 °C as well. A discussion of the specific tests follows.

4.2.2 Statistical Analysis

The authors performed a statistical analysis of the calculated benzene generation rate for the 27 statistically designed tests contained in Table 8 using the commercial software package JMP[®], from SAS Institute, Inc. [Ref. 18] Analysis indicates that reaction rates strongly correlate with total palladium concentration and temperature. Initial benzene concentration and sodium ion concentration do not correlate with the observed rates of decomposition or induction period. However, the observed induction periods showed a slight correlation with temperature. The following section discusses these findings.

4.2.3 Comparative Analysis

4.2.3.1 Palladium Concentration

Palladium concentration shows a correlation with the decomposition rate of NaTPB. The experimental design allows seven direct comparisons of tests with identical conditions other than the palladium concentration. The two informal tables below summarize these comparisons. The data contained in these tables come from Table 8. Examination of each comparison provides a clear conclusion that palladium concentration significantly impacts the rate of NaTPB decomposition. Those tests containing greater than 0.5 mg/L palladium and a reaction temperature equal to or greater than 35 °C produced benzene generation rates that exceed the nominal ITP process safety limit of 7 mg/(L·h).

| Test Comparison & Design ^a | Calculated Average Benzene Generation Rate (mg/(L·h)) ^b | |
|---------------------------------------|--|--------------|
| | Palladium Level | |
| | -1 (0.1 mg/L) | 1 (3.6 mg/L) |
| 205 vs. 206 (0,0,-1, Pd) | 0.969 | 8.28 |
| 207 vs. 208 (0,0,1, Pd) | 1.24 | 7.00 |
| 209 vs. 210 (-1,0,0, Pd) | 0.581 | 0.894 |
| 211 vs. 212 (1,0,0, Pd) | 4.09 | 19.7 |
| 221 vs. 222 (0,-1,0, Pd) | 0.894 | 9.28 |
| 223 vs. 224 (0,1,0, Pd) | 1.26 | 10.6 |

^aStatistical design variables listed in the order of temperature, initial benzene concentration, sodium concentration, and palladium concentration.

^bConservative rates based on soluble boron data (corrected for leaching) assuming instantaneous decomposition of one molecule NaTPB to produce four benzene molecules.

| Test Design ^a | Calculated Average Benzene Generation Rate (mg/(L·h)) ^b | |
|--------------------------|--|----------------------------------|
| | Palladium Level | |
| | 0 (0.5 mg/L) (Tests 225, 226, 227) | 5X (18 mg/L) (Tests 234, 235) |
| (0,0,0, Pd) | 1.26, 1.31, 1.41 | 22.4, 18.3 |

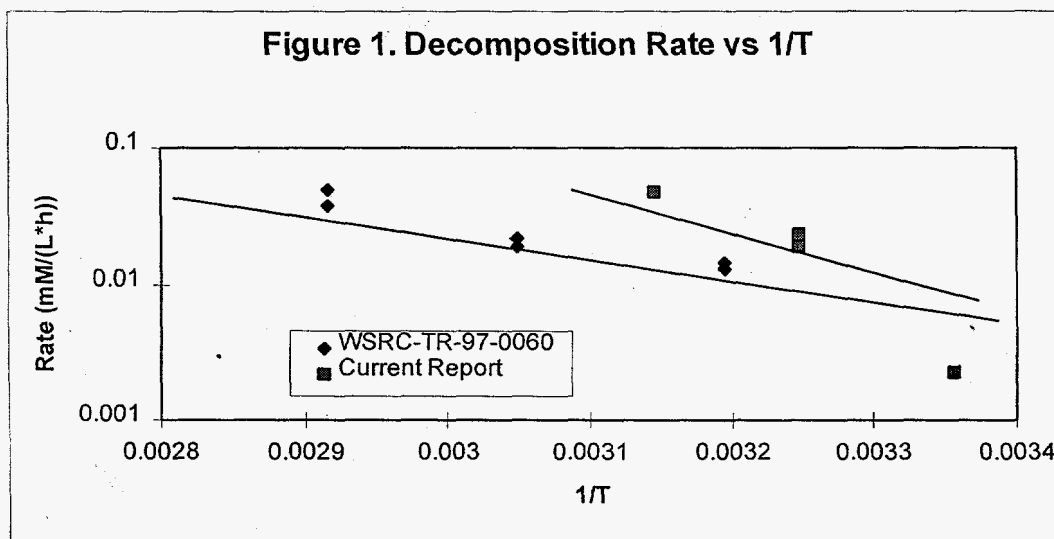
^aStatistical design variables listed in the order of temperature, initial benzene concentration, sodium concentration, and palladium concentration.

^bConservative rates based on soluble boron data (corrected for leaching) assuming instantaneous decomposition of one molecule NaTPB to produce four benzene molecules.

4.2.3.2 Temperature

Temperature also correlated with the rate of NaTPB decomposition. Data conclusively show that none of the 25 °C tests exhibited an average benzene generation rate that exceeded the target of 7 mg/(L·h). In fact, calculated average benzene generation for the 25 °C tests were near or below the detection limit of

0.7 mg/(L·h). Furthermore, only the test at 45 °C and high palladium (i.e., 3.6 mg/L) exhibited a rate greater than 7 mg/(L·h). However, all tests at 45 °C data exhibited measurable (i.e., significant) decomposition rates allowing little margin from the target rate. Additional insight comes from comparing the average rates observed in Tests 208, 210, 212, 222 and 224. Figure 1 contains a plot of these average rates and, for comparison, rates from previous testing at 40, 55 and 70 °C [Ref. 12] for similar catalyst and sodium ion concentrations. Inspection of Figure 1 indicates, based both on the current testing and on previous testing, a significantly lower observed reaction rate at 25 °C than anticipated. This result suggests that the test at 25 °C exhibited an induction period for the duration of the testing.



4.2.3.3 Benzene Concentration

The initial starting benzene concentration does not statistically exhibit a correlation with either the decomposition rate of NaTPB or the observed induction periods. Six direct comparisons of tests with identical design other than the starting benzene concentration exist as highlighted in the informal table below. The data contained in this table come from Table 8. The calculated average benzene generation rates remain approximately the same within each comparative set of tests, regardless of the starting benzene level. In addition, examination of the induction periods (i.e., values contained in parentheses in the table) indicate that the majority of tests with low rates of decomposition show only a slow, steady trend in reactivity with no pronounced induction period. Note that the inclusion of the single effects test (i.e., Test 231) into the comparative set indicates that increased benzene concentration has extremely limited, if any, impact on induction period.

| Test Comparison & Design ^a | Calculated Average Benzene Generation Rate, mg/(L·h) ^b (observed induction period, h) | | |
|---------------------------------------|---|--------------|--------------------------|
| | Benzene Level | | |
| | -1 (0 mg/L) | 1 (400 mg/L) | 10X (4000 mg/L) |
| 201 vs. 202 (-1,B,0,0) | 0.653 (0) | 0.609 (0) | No Tests Conducted |
| 203 vs. 204 (1,B,0,0) | 4.75 (0) | 5.66 (249) | |
| 213 vs. 215 (0,B,-1,0) | 1.27 (0) | 1.21 (0) | |
| 214 vs. 216 (0,B,1,0) | 1.28 (0) | 1.39 (0) | |
| 221 vs. 223 (0,B,0,-1) | 0.894 (0) | 1.26 (0) | |
| 222 vs. 224 vs. 231 (0,B,0,1) | 9.28 (487) | 10.6 (322) | |

^aStatistical design variables listed in the order of temperature, initial benzene concentration, sodium concentration, and palladium concentration.

^bConservative rates based on soluble boron data (corrected for leaching) and assuming instantaneous decomposition of one molecule NaTPB to produce four benzene molecules.

4.2.3.4 Sodium Concentration

The sodium ion concentration of the test solution exhibited no correlation with the rate of NaTPB decomposition. Again, Table 8 gives six direct comparisons with varying sodium ion. In each case, all other variables remained constant between comparative tests as shown in the informal table below. In all but one of the comparative set of tests, the rates agree within ~30% and in many of the sets yield the same value, within experimental error. In the comparison with worst agreement (Test 217 vs. Test 218), the values differed by ~55%. However, the range of sodium ion concentration tested was small and little difference in reactivity is expected. In fact, the one comparative set of tests that contained the single effects test (Test 233) did span an order of magnitude difference in sodium ion concentration and did exhibit a slight trend towards increased reactivity with increased sodium concentration.

| Test Comparison & Design ^a | Calculated Average Benzene Generation Rate (mg/(L·h)) ^b | | |
|---------------------------------------|--|-----------|--------------------------|
| | Sodium Level | | |
| | -1 (3.5 M) | 1 (5.5 M) | -10X (0.26 M) |
| 205 vs. 207 (0,0, Na,-1) | 0.969 | 1.24 | No Tests Conducted |
| 206 vs. 208 (0,0, Na,1) | 8.28 | 7.00 | |
| 213 vs. 214 (0,-1, Na,0) | 1.27 | 1.28 | |
| 215 vs. 216 (0,1, Na,0) | 1.21 | 1.39 | |
| 217 vs. 218 (-1,0, Na,0) | 0.412 | 0.631 | |
| 219 vs. 220 vs. 233 (0,0, Na,1) | 4.91 | 5.78 | 0.865 |

^aStatistical design variables listed in the order of temperature, initial benzene concentration, sodium concentration, and palladium concentration.

^bConservative rates based on soluble boron data (corrected for leaching) assuming instantaneous decomposition of one molecule NaTPB to produce four benzene molecules.

4.2.3.5 Excess NaTPB Concentration

Tests examined the influence of the quantity of excess NaTPB on the rate of decomposition. Under the conditions tested, the target excess NaTPB concentration in each test exceeded the solubility limit. Further analysis during testing indicated that the stock slurries used to prepare the tests contained less potassium than intended (i.e., slurries contained only ~ 3.5 wt % KTPB). Subsequent analysis of the potassium hydroxide reagent used to prepare the KTPB indicated lower potassium by an equivalent amount. As a result, the amount of excess NaTPB in each test exceeded the target excess NaTPB concentration. Using this measured potassium concentration in the stock solution, we calculate the excess NaTPB concentration in these tests as 0.026 M, 0.029 M, and 0.034 M. The less than 25% variance in excess NaTPB used in the tests along with the possibility of a solid phase reaction invalidated the experimental design for this objective.

Four direct comparisons of tests with identical design other than the target excess NaTPB concentration exist as shown in the informal table below. The data contained in this table come from Table 8. Examination of each comparative set indicates negligible change in the rate of reaction.

| Test Comparison & Design ^a | Calculated Average Benzene Generation Rate (mg/(L·h)) ^b | | |
|---------------------------------------|--|---------|---------|
| | Target Excess NaTPB concentration | | |
| | 0.034 M | 0.029 M | 0.026 M |
| 205 vs. 236 vs. 240 (0,0,-1, -1) | 0.969 | 0.890 | 1.02 |
| 206 vs. 237 vs. 241 (0,0,-1, 1) | 8.28 | 8.87 | 9.34 |
| 207 vs. 238 vs. 242 (0,0,1, -1) | 1.24 | 1.08 | 1.19 |
| 208 vs. 239 vs. 243 (0,0,1, 1) | 7.00 | 8.50 | 8.34 |

^aStatistical design variables listed in the order of temperature, initial benzene concentration, sodium concentration, and palladium concentration.

^bConservative rates based on soluble boron data (corrected for leaching) assuming instantaneous decomposition of one molecule NaTPB to produce four benzene molecules.

4.2.3.6 Agitation and Ventilation

The last set of single effects tests examined the influence of continuous stirring and ventilation on both the induction period and rates of reaction. Previous testing [Ref. 3] showed benzene as required to facilitate palladium catalyzed NaTPB decomposition. Speculation centered on the possible correlation of benzene

concentration with the observed induction periods. If such a correlation exists, continuous agitation and ventilation would limit benzene accumulation in the test vessels and prevent activation of the palladium catalyst system (i.e., the tests would never overcome the induction period due to a lack of benzene). Testing included two continuously stirred and nitrogen ventilated tests and two sealed, static tests with other test conditions (e.g., temperature, palladium, etc.) identical. The informal table below provides comparisons. The data contained in this table come from Table 8. Examination indicates that the continuous stirring and nitrogen ventilation do not prevent the palladium catalyzed NaTPB decomposition. The rates of decomposition are similar in the four tests. Surprisingly, continuous stirring and nitrogen ventilation appears to shorten the observed induction period. This finding may reflect more anoxic conditions present in the continuously ventilated tests than in the sealed static tests.

| Test # & Design ^a | Test Method | Calculated Average Benzene Generation Rate (mg/(L·h)) ^b | Observed Induction Period (h) |
|------------------------------|-------------------------------------|--|-------------------------------|
| 222 (0, -1, 0, 1) | unagitated and not ventilated | 9.28 | 487 |
| 228 (0, -1, 0, 1) | unagitated and not ventilated | 10.1 | 322 |
| 229 (0, -1, 0, 1) | continuously stirred and ventilated | 10.0 | 141 |
| 230 (0, -1, 0, 1) | continuously stirred and ventilated | 6.25 | 141 |

^aStatistical design variables listed in the order of temperature, initial benzene concentration, sodium concentration, and palladium concentration.

^bConservative rates are based on soluble boron data (corrected for leaching) assuming instantaneous decomposition of one molecule NaTPB to produce four benzene molecules.

5.0 Conclusions

The stability of excess amounts of sodium tetraphenylborate (NaTPB) in the In-Tank Precipitation (ITP) facility depends on a number of variables. Concentration of palladium, initial benzene, and sodium ion as well as temperature provide the best opportunities for controlling the decomposition rate. This study examined the influence of these four variables on the reactivity of palladium-catalyzed sodium tetraphenylborate decomposition. Also, single effects tests investigated the reactivity of simulants with continuous stirring and nitrogen ventilation, with very high benzene concentrations, under washed sodium concentrations, with very high palladium concentrations, and with minimal quantities of excess NaTPB. These tests showed the following.

The testing demonstrates that current facility configuration does not provide assured safety of operations relative to the hazards of benzene (in particular to maintain the tank headspace below 60 % of the lower flammability limit (lfl) for benzene generation rates of greater than 7 mg/(L·h)) from possible accelerated reaction of excess NaTPB. Current maximal operating temperatures of 40 °C and the lack of protection against palladium entering Tank 48H provide insufficient protection against the onset of the reaction. Similarly, control of the amount of excess NaTPB, purification of the organic, or limiting the benzene content of the slurry (via stirring) and ionic strength of the waste mixture prove inadequate to assure safe operation.

- Tests at 45 °C exhibited decomposition rates that might be too large to provide significant margin to maintain the tank headspace below 60% of the LFL of the tank.
- All 25 °C tests exhibited an average calculated benzene generation rate below the target of 7 mg/(L·h). Analysis of the temperature data indicates that the catalyst apparently did not activate at 25 °C during the test period.
- Only tests containing greater than 0.5 mg/L palladium and at temperatures equal to or greater than 35 °C produced calculated benzene generation rates exceeding the target of 7 mg/(L·h).

- Diluting the sodium concentration in the starting waste mixture to 3.5 M does not significantly effect the generation rate of benzene.
- Initial benzene concentration does not statistically correlate with either the decomposition rate of NaTPB or the observed induction period.
- Rapid decomposition of NaTPB, in the presence of palladium, occurs even without added initial concentrations of three phenylborate byproducts (i.e., in the absence of intermediates at the start of testing, NaTPB decomposition by a mechanism other than palladium catalysis produces a small, yet sufficient, concentration of intermediates). This result indicates purification of existing supplies of NaTPB to remove intermediates would not prevent NaTPB decomposition in ITP.

The experimental design also attempted to provide insight into the reaction mechanism by examining the dependence of the reaction on the presence of phenylborate byproducts, temperature, palladium concentration, and benzene content.

- Elevated concentrations of phenylborate intermediates do not accelerate the decomposition rate of NaTPB for either the palladium-catalyzed reaction or the reaction absent palladium.
- The presence of any one of the three intermediates -- phenylboronic acid (1PB), diphenylborinic acid (2PB), or triphenylborane (3PB) -- will activate palladium-catalyzed NaTPB decomposition.
- For tests that showed measurable reaction, the induction period varied from 0 to 487 hours. Only one reactive system -- at 45 °C with high palladium -- showed no induction period.
- Sodium tetraphenylborate decomposition rates and length of induction periods correlate with temperature (i.e., a trend was observed that relatively fast reactions and short induction periods were observed at 45 °C, lower rates and longer induction periods were observed at 35 °C, and very low rates due to the lack of catalyst activation (extremely long or infinite induction periods) was observed at 25 °C.
- Sodium tetraphenylborate decomposition rates correlate with total palladium concentration.

During the current testing, induction periods ranged from 90 to more than 3800 hours. In addition, variables previously identified to influence the duration of the induction period showed limited impact under the conditions tested. These results indicate a significant uncertainty in the parameters that influence the duration of the induction period. Future testing should aim at resolving these uncertainties.

6.0 Acknowledgments

The authors would like to thank the individuals who contributed to this program. Kim Wyszynski and Shirley McCollum performed tireless assistance in conducting the experiments. Laura Tovo, Joe Clymire, Charles Coleman, Amy Eckwechuku and Anne (Tom Whites' analyst) provided exceptional and timely analytical support. The authors would also like to thank Douglas Walker, William Wilmarth, Charles Crawford, David Hobbs, Russell Eibling, Bill Wilmarth, Samuel Fink, Walter Tamosaitis, Paul Rutland, John Fowler, Roy Jacobs, and Joe Carter for their diligent support, encouragement, and insight.

7.0 References

1. D. D. Walker, M. J. Barnes, C. L. Crawford, R. F. Swingle, R. A. Peterson, M. S. Hay, and S. D. Fink, "Decomposition of Tetraphenylborate in Tank 48H (U)", WSRC-TR-96-0113, Rev. 0, May 10, 1996.
2. M. J. Barnes and R. A. Peterson, "Sodium Tetraphenylborate Catalyst Identification: Phase A Statistical Design Studies (U)", WSRC-TR-97-0210, Rev. 0, July 22, 1997.

3. M. J. Barnes and R. A. Peterson, "Sodium Tetrphenylborate Catalyst Identification: Phase B and C Statistical Design Studies (U)", WSRC-TR-97-0230, Rev. 0, August 13, 1997.
4. M. J. Barnes, "Sodium Tetrphenylborate Catalyst Identification: Phase D Statistical Design Studies (U)", WSRC-TR-97-0275, Rev. 0, September 5, 1997.
5. M. J. Barnes, "Decomposition of Sodium Tetrphenylborate (U)", WSRC-RP-90-465, May 10, 1990.
6. M. J. Barnes, "Sodium Tetrphenylborate Solution Stability - A Long Term Study (U)", WSRC-RP-92-786, June 11, 1992.
7. M. J. Barnes and T. B. Edwards, "Copper Catalyzed Sodium Tetrphenylborate Decomposition Studies (U)", WSRC-TR-96-0351, November 7, 1996.
8. C. L. Crawford and R. A. Peterson, "Decomposition Studies of Triphenylboron, Diphenylborinic Acid and Phenylboronic Acid in Aqueous Alkaline Solutions Containing Copper (U)", WSRC-TR-97-0045, February 11, 1997.
9. W. R. Wilmarth, C. L. Crawford, and R. A. Peterson, "Copper-Catalyzed Decomposition of Diphenylborinic Acid and Phenylboronic Acid (U)", WSRC-TR-97-0238, August 29, 1997.
10. "Department of Energy Implementation Plan for Defense Nuclear Facilities Safety Board Recommendation 96-1 to the Secretary of Energy", In-Tank Precipitation Facility at the Savannah River Site, October 1996.
11. P. L. Rutland, "Excess Sodium TPB Decomposition", HLE-TTR-98038, March 11, 1998.
12. M. J. Barnes, C. L. Crawford, and C. A. Nash, "Sodium Tetrphenylborate Catalyst Identification: Preliminary Studies Set 1 (U)", WSRC-TR-97-0060, Rev. 0, March 6, 1997.
13. M. J. Barnes, "Sodium Tetrphenylborate Catalyst Identification: Preliminary Studies Set 2 (U)", WSRC-TR-97-0144, Rev. 0, March 6, 1997.
14. D. D. Walker, "Balance Check" (U), Manual L12.1, Procedure IWT-OP-011, Rev. 3, December 6, 1994.
15. D. D. Walker, "Calibration of Laboratory Glassware" (U), Manual L12.1, Procedure IWT-OP-009, Rev. 3, May 8, 1995.
16. Personal communication from L. Tovo.
17. W. R. Wilmarth, C. L. Crawford, T. L. White, and J. W. Clymire, "Kinetic Studies of Inhibitor Agents for the Decomposition of Sodium Tetrphenylborate", WSRC-TR-98-Draft in preparation.
18. SAS Institute, **JMP[®] Statistics and Graphics Guide**, Version 3, SAS Institute, Inc., Cary, NC, 1994.

8.0 Tables

Table 1. Set I (Intermediates) decomposition study variable design.

| Variable | Level | | | |
|------------|-------|-----|--------|-------------------------|
| | -1 | 1 | 10 x 1 | 32 x 1 |
| 3PB (mg/L) | 0 | 125 | 1250 | 4000 |
| 2PB (mg/L) | 0 | 125 | 1250 | 4000 |
| 1PB (mg/L) | 0 | 125 | 1250 | not tested ^a |

^aThe 32x1 3PB level not tested due to the dilution that would result.

Table 2. Set I (Intermediates) decomposition study test design.

| Test # | 3PB | 2PB | 1PB | Description |
|--------|--------|--------|--------|---------------------|
| 101 | 1 | 1 | 1 | all 3 added |
| 102 | 1 | 1 | -1 | 2 added |
| 103 | 1 | -1 | 1 | |
| 104 | -1 | 1 | 1 | only 1 added |
| 105 | -1 | -1 | 1 | |
| 106 | -1 | 1 | -1 | |
| 107 | 1 | -1 | -1 | none added |
| 108 | -1 | -1 | -1 | |
| 109 | 10 x 1 | 10 x 1 | 10 x 1 | |
| 110 | 10 x 1 | 10 x 1 | 10 x 1 | palladium not added |
| 111 | 10 x 1 | 32 x 1 | 32 x 1 | palladium not added |

Table 3. Target simulant composition for intermediates decomposition studies.

| Component | Standard Slurry Concentration |
|-------------------|-------------------------------|
| sodium | 2.7 M |
| hydroxide | 1.60 M |
| nitrite | 0.38 M |
| nitrate | 0.37 M |
| aluminate | 0.092 M |
| sulfate | 0.005 M |
| carbonate | 0.10 M |
| chloride | 0.008 M |
| fluoride | 0.004 M |
| phosphate | 0.003 M |
| TPB ⁻ | 0.02 - 0.03 M |
| NaTPB (insoluble) | ~0 g/L |
| KTPB (insoluble) | 46 g/L (~4 wt %) |

Table 4. Modified Enhanced Comprehensive Catalyst (ECC) composition with target concentrations provided in parentheses.

| <u>Inactive Components</u> | <u>Active Organics</u> |
|-----------------------------|----------------------------|
| methanol (5 mg/L) | diphenylmercury (150 mg/L) |
| isopropanol (50 mg/L) | |
| phenol (125 mg/L) | |
| biphenyl (150 mg/L) | |
| cadmium (0.4 mg/L) | |
| molybdenum (12 mg/L) | |
| cerium (0.3 mg/L) | |
| silicon (16 mg/L) | |
| selenium (1 mg/L) | |
| arsenic (0.04 mg/L) | |
| tin (2.1 mg/L) | |
| cobalt (0.04 mg/L) | |
| calcium (12.2 mg/L) | |
| strontium (0.1 mg/L) | |
| lanthanum (0.05 mg/L) | |
| iron (579 mg/L) | |
| chromium (64 mg/L) | |
| zinc (12.8 mg/L) | |
| manganese (118 mg/L) | |
| nickel (50 mg/L) | |
| aluminum (96 mg/L) | |
| magnesium (2 mg/L) | |
| zirconium (50 mg/L) | |
| lead (6 mg/L) | |
| monosodium titanate (2 g/L) | |
| ruthenium (5.4 mg/L) | |
| rhodium (1.4 mg/L) | |
| silver (6.8 mg/L) | |

Table 5. Target simulant composition for Set II (excess NaTPB) decomposition studies.

| Component | Washed Na ⁺ Slurry Concentration | 3.5 M Na ⁺ Slurry Concentration | 4.5 M Na ⁺ Slurry Concentration | 5.5 M Na ⁺ Slurry Concentration |
|------------------|---|--|--|--|
| sodium | 0.26 M | 3.5 M | 4.5 M | 5.5 M |
| hydroxide | 0.15 M | 2.0 M | 2.60 M | 3.3 M |
| nitrite | 0.04 M | 0.50 M | 0.65 M | 0.80 M |
| nitrate | 0.04 M | 0.49 M | 0.64 M | 0.79 M |
| aluminate | 0.01 M | 0.12 M | 0.16 M | 0.19 M |
| sulfate | 0.001 M | 0.007 M | 0.009 M | 0.011 M |
| carbonate | 0.01 M | 0.14 M | 0.18 M | 0.22 M |
| chloride | 0.001 M | 0.010 M | 0.013 M | 0.016 M |
| fluoride | 0.001 M | 0.006 M | 0.007 M | 0.009 M |
| phosphate | 0.0001 M | 0.004 M | 0.006 M | 0.007 M |
| Excess NaTPB | 0.01 M (3400 mg/L) unless otherwise noted for a specific test | | | |
| KTPB (insoluble) | 42 g/L (~4 wt %) | 47 g/L (~4 wt %) | 49 g/L (~4 wt %) | 51 g/L (~4 wt %) |

Table 6. Set II (Excess NaTPB) decomposition study variable design.

| Variable | Level | | |
|------------------------|-------|-----|-----|
| | -1 | 0 | 1 |
| Temperature (°C) | 25 | 35 | 45 |
| [Benzene] (mg/L) | 0 | 200 | 400 |
| [Na ⁺] (M) | 3.5 | 4.5 | 5.5 |
| [Pd] (mg/L) | 0.1 | 0.5 | 3.6 |

Table 7. Set II (Excess NaTPB) decomposition study test design.

| Test # | Temperature | Benzene | Na ⁺ | palladium | Description |
|--------|-------------|---------------------|-------------------------------------|--------------------|---|
| 201 | -1 | -1 | 0 | 0 | |
| 202 | -1 | 1 | 0 | 0 | |
| 203 | 1 | -1 | 0 | 0 | |
| 204 | 1 | 1 | 0 | 0 | |
| 205 | 0 | 0 | -1 | -1 | |
| 206 | 0 | 0 | -1 | 1 | |
| 207 | 0 | 0 | 1 | -1 | |
| 208 | 0 | 0 | 1 | 1 | |
| 209 | -1 | 0 | 0 | -1 | |
| 210 | -1 | 0 | 0 | 1 | |
| 211 | 1 | 0 | 0 | -1 | |
| 212 | 1 | 0 | 0 | 1 | |
| 213 | 0 | -1 | -1 | 0 | |
| 214 | 0 | -1 | 1 | 0 | |
| 215 | 0 | 1 | -1 | 0 | |
| 216 | 0 | 1 | 1 | 0 | |
| 217 | -1 | 0 | -1 | 0 | |
| 218 | -1 | 0 | 1 | 0 | |
| 219 | 1 | 0 | -1 | 0 | |
| 220 | 1 | 0 | 1 | 0 | |
| 221 | 0 | -1 | 0 | -1 | |
| 222 | 0 | -1 | 0 | 1 | |
| 223 | 0 | 1 | 0 | -1 | |
| 224 | 0 | 1 | 0 | 1 | |
| 225 | 0 | 0 | 0 | 0 | |
| 226 | 0 | 0 | 0 | 0 | |
| 227 | 0 | 0 | 0 | 0 | |
| 228 | 0 | -1 | 0 | 1 | duplicate of # 222 |
| 229 | 0 | -1 | 0 | 1 | stirred & ventilated ^a |
| 230 | 0 | -1 | 0 | 1 | |
| 231 | 0 | 10 x 1 ^b | 0 | 1 | 4000 mg/L benzene |
| 232 | 0 | 0 | washed Na ⁺ ^c | -1 | Compare to # 205 - 208 |
| 233 | 0 | 0 | washed Na ⁺ | 1 | |
| 234 | 0 | 0 | 0 | 5 x 1 ^d | increased Pd & sludge, compare to # 225 - 227 |
| 235 | 0 | 0 | 0 | 5 x 1 | |
| 236 | 0 | 0 | -1 | -1 | use 0.005 M NaTPB, compare w/ # 205 - 208 & 240 - 243 ^e |
| 237 | 0 | 0 | -1 | 1 | |
| 238 | 0 | 0 | 1 | -1 | |
| 239 | 0 | 0 | 1 | 1 | |
| 240 | 0 | 0 | -1 | -1 | use 0.0025 M NaTPB, compare w/ # 205 - 208 & 236 - 239 ^f |
| 241 | 0 | 0 | -1 | 1 | |
| 242 | 0 | 0 | 1 | -1 | |
| 243 | 0 | 0 | 1 | 1 | |

^aTests 229 and 230 use 200-mL glass reactors, each continuously stirred with the vapor space purged by a continuous flow of nitrogen (~60 mL/min).

^b10 x 1 indicates benzene added to Test 231 at a target concentration of 4000 mg/L.

^cTests 232 and 233 use a washed sodium ion concentration (see Table 7)

^d5 x 1 indicates palladium added to Tests 234 and 235 at a target concentration of 13 mg/L.

^eTests 236 through 239 use slurries with an initial excess NaTPB target concentration of 0.005 M (1700 mg/L).

^fTests 240 through 243 use slurries with an initial excess NaTPB target concentration of 0.0025 M (850 mg/L).

Table 8. Excess sodium tetraphenylborate studies' average benzene generation rates (conservative) calculated from soluble boron data (corrected).

| Test # | Statistical Design (Temp., Benzene, Na ⁺ , Pd) | Calculated Average Benzene Generation Rate (mg/(L·h)) ^a | Induction Period (h) |
|------------|--|---|-------------------------|
| 201 | (-1,-1,0,0) | 0.653 | |
| 202 | (-1,1,0,0) | 0.609 | |
| 203 | (1,-1,0,0) | 4.75 | |
| 204 | (1,1,0,0) | 5.66 | |
| 205 | (0,0,-1,-1) | 0.969 | |
| 206 | (0,0,-1,1) | 8.28 | 90 |
| 207 | (0,0,1,-1) | 1.24 | |
| 208 | (0,0,1,1) | 7.00 | 157 |
| 209 | (-1,0,0,-1) | 0.581 | |
| 210 | (-1,0,0,1) | 0.894 | |
| 211 | (1,0,0,-1) | 4.09 | 301 |
| 212 | (1,0,0,1) | 19.7 | |
| 213 | (0,-1,-1,0) | 1.27 | |
| 214 | (0,-1,1,0) | 1.28 | |
| 215 | (0,1,-1,0) | 1.21 | |
| 216 | (0,1,1,0) | 1.39 | |
| 217 | (-1,0,-1,0) | 0.412 | |
| 218 | (-1,0,1,0) | 0.631 | |
| 219 | (1,0,-1,0) | 4.91 | |
| 220 | (1,0,1,0) | 5.78 | 413 |
| 221 | (0,-1,0,-1) | 0.894 | |
| 222 | (0,-1,0,1) | 9.28 | 487 |
| 223 | (0,1,0,-1) | 1.26 | |
| 224 | (0,1,0,1) | 10.6 | 322 |
| 225 | (0,0,0,0) | 1.26 | |
| 226 | (0,0,0,0) | 1.31 | |
| 227 | (0,0,0,0) | 1.41 | |
| 228 | (0,-1,0,1) | 10.1 | 322 |
| 229 | (0,-1,0,1) | 10.0 | 141 |
| 230 | (0,-1,0,1) | 6.25 | 141 |
| 231 | (0,10X,0,1) | 8.95 | 157 |
| 232 | (0,0,-10X,-1) | 0.547 | |
| 233 | (0,0,-10X,1) | 0.865 | |
| 234 | (0,0,0,5X) | 22.4 | 249 |
| 235 | (0,0,0,5X) | 18.3 | 249 |
| 236 | (0,0,-1,-1) | 0.890 | |
| 237 | (0,0,-1,1) | 8.87 | 157 |
| 238 | (0,0,1,-1) | 1.08 | |
| 239 | (0,0,1,1) | 8.50 | 157 |
| 240 | (0,0,-1,-1) | 1.02 | |
| 241 | (0,0,-1,1) | 9.34 | 157 |
| 242 | (0,0,1,-1) | 1.19 | |
| 243 | (0,0,1,1) | 8.34 | 157 |

^aAssumes instantaneous decomposition of one molecule NaTPB to produce four benzene molecules.

Table 9. Excess sodium tetraphenylborate studies' average benzene generation rates (non-conservative) calculated from organic boron data.

| Test # | Statistical Design (Temp., Benzene, Na ⁺ , Pd) | Calculated Average Benzene Generation Rate (mg/(L·h)) ^a | Induction Period (h) |
|--------|--|---|----------------------------|
| 201 | (-1,-1,0,0) | 0 | |
| 202 | (-1,1,0,0) | 0 | |
| 203 | (1,-1,0,0) | 0 | |
| 204 | (1,1,0,0) | 0.625 ^b | 249 |
| 205 | (0,0,-1,-1) | 0 | |
| 206 | (0,0,-1,1) | 7.25 | 90 |
| 207 | (0,0,1,-1) | 0 | |
| 208 | (0,0,1,1) | 4.47 | 157 |
| 209 | (-1,0,0,-1) | 0 | |
| 210 | (-1,0,0,1) | 0 | |
| 211 | (1,0,0,-1) | 0.106 ^b | 301 |
| 212 | (1,0,0,1) | 8.84 | |
| 213 | (0,-1,-1,0) | 0 | |
| 214 | (0,-1,1,0) | 0 | |
| 215 | (0,1,-1,0) | 0 | |
| 216 | (0,1,1,0) | 0 | |
| 217 | (-1,0,-1,0) | 0 | |
| 218 | (-1,0,1,0) | 0 | |
| 219 | (1,0,-1,0) | 0 | |
| 220 | (1,0,1,0) | 0.975 ^b | 413 |
| 221 | (0,-1,0,-1) | 0 | |
| 222 | (0,-1,0,1) | 5.69 | 487 |
| 223 | (0,1,0,-1) | 0 | |
| 224 | (0,1,0,1) | 4.31 | 322 |
| 225 | (0,0,0,0) | 0 | |
| 226 | (0,0,0,0) | 0 | |
| 227 | (0,0,0,0) | 0 | |
| 228 | (0,-1,0,1) | 5.87 | 322 |
| 229 | (0,-1,0,1) | 0 | |
| 230 | (0,-1,0,1) | 0 | |
| 231 | (0,10X,0,1) | 4.28 | 157 |
| 232 | (0,0,-10X,-1) | 0 | |
| 233 | (0,0,-10X,1) | 0.384 ^b | 487 |
| 234 | (0,0,0,5X) | 5.56 | 249 |
| 235 | (0,0,0,5X) | 4.94 | 249 |
| 236 | (0,0,-1,-1) | 0 | |
| 237 | (0,0,-1,1) | 4.37 | 157 |
| 238 | (0,0,1,-1) | 0 | |
| 239 | (0,0,1,1) | 4.87 | 157 |
| 240 | (0,0,-1,-1) | 0 | |
| 241 | (0,0,-1,1) | 3.44 | 157 |
| 242 | (0,0,1,-1) | 0 | |
| 243 | (0,0,1,1) | 5.03 | 157 |

^aAssumes instantaneous decomposition of one molecule NaTPB to produce four benzene molecules.^bAverage benzene generation rates calculated from 3PB data.

9.0 Appendix A - Intermediates' Studies Test Data**9.1 Data from Test 101**

| Reaction Time (h) | Soluble NaTPB (mmol/L) | 3PB (mmol/L) | 2PB (mmol/L) | 1PB (mmol/L) | Phenol (mmol/L) | Soluble Boron (mmol/L) | Soluble Organic Boron (mmol/L) |
|-------------------|------------------------|--------------|--------------|--------------|-----------------|------------------------|--------------------------------|
| 15 | 22.4 | 1.07 | 0.60 | 0.94 | 1.51 | 22.4 | 25.0 |
| 37 | 21.0 | 1.51 | 0.58 | 0.98 | 1.53 | 23.2 | 24.1 |
| 107 | 18.7 | 9.38 | 1.73 | 1.79 | 2.42 | 31.5 | 31.6 |
| 177 | 18.0 | 12.15 | 2.54 | 1.44 | 1.94 | 35.3 | 34.1 |
| 268 | 17.0 | 14.24 | 4.58 | 1.84 | 2.02 | 42.8 | 37.6 |
| 434 | 13.7 | 14.88 | 5.30 | 4.09 | 3.30 | 46.9 | 38.0 |
| 600 | 9.6 | 17.03 | 6.79 | 5.14 | 2.90 | 48.8 | 38.6 |
| 767 | 6.6 | 17.31 | 7.37 | 5.21 | 3.56 | 53.7 | 36.5 |

9.2 Data from Test 102

| Reaction Time (h) | Soluble NaTPB (mmol/L) | 3PB (mmol/L) | 2PB (mmol/L) | 1PB (mmol/L) | Phenol (mmol/L) | Soluble Boron (mmol/L) | Soluble Organic Boron (mmol/L) |
|-------------------|------------------------|--------------|--------------|--------------|-----------------|------------------------|--------------------------------|
| 15 | 21.5 | 1.02 | 0.57 | < 0.08 | 1.49 | 21.9 | 23.1 |
| 37 | 21.7 | 1.42 | 0.64 | < 0.08 | 1.53 | 22.6 | 23.8 |
| 107 | 19.1 | 9.73 | 1.71 | 0.70 | 2.00 | 31.1 | 31.3 |
| 177 | 18.6 | 12.22 | 2.60 | 0.62 | 1.93 | 35.3 | 34.1 |
| 268 | 18.2 | 13.61 | 3.43 | 0.73 | 1.83 | 40.6 | 35.9 |
| 434 | 17.2 | 15.37 | 3.88 | 1.07 | 2.52 | 43.2 | 37.5 |
| 600 | 15.3 | 15.91 | 5.21 | 1.66 | 2.42 | 45.9 | 38.1 |
| 767 | 13.5 | 16.04 | 6.29 | 2.32 | 2.89 | 51.0 | 38.1 |

9.3 Data from Test 103

| Reaction Time (h) | Soluble NaTPB (mmol/L) | 3PB (mmol/L) | 2PB (mmol/L) | 1PB (mmol/L) | Phenol (mmol/L) | Soluble Boron (mmol/L) | Soluble Organic Boron (mmol/L) |
|-------------------|------------------------|--------------|--------------|--------------|-----------------|------------------------|--------------------------------|
| 15 | 23.7 | 1.41 | < 0.05 | 0.92 | 1.51 | 22.2 | 26.1 |
| 37 | 22.0 | 1.01 | 0.18 | 0.92 | 1.49 | 22.4 | 24.1 |
| 107 | 18.9 | 7.50 | 2.34 | 1.35 | 1.64 | 29.5 | 30.1 |
| 177 | 19.2 | 9.19 | 3.06 | 1.52 | 1.89 | 34.4 | 33.0 |
| 268 | 18.8 | 10.4 | 3.24 | 1.59 | 1.77 | 39.4 | 34.0 |
| 434 | 17.0 | 11.2 | 6.03 | 2.03 | 2.48 | 44.6 | 36.3 |
| 600 | 13.6 | 11.8 | 8.73 | 4.17 | 2.73 | 47.0 | 38.3 |
| 767 | 10.3 | 11.0 | 7.14 | 6.94 | 3.76 | 52.0 | 35.4 |

9.4 Data from Test 104

| Reaction Time (h) | Soluble NaTPB (mmol/L) | 3PB (mmol/L) | 2PB (mmol/L) | 1PB (mmol/L) | Phenol (mmol/L) | Soluble Boron (mmol/L) | Soluble Organic Boron (mmol/L) |
|-------------------|------------------------|--------------|--------------|--------------|-----------------|------------------------|--------------------------------|
| 15 | 23.4 | < 0.41 | 0.51 | 0.91 | 1.35 | 22.0 | 25.2 |
| 37 | 22.7 | 0.24 | 0.52 | 0.93 | 1.41 | 22.3 | 24.4 |
| 107 | 19.1 | 6.56 | 0.99 | 1.04 | 1.63 | 28.6 | 27.7 |
| 177 | 18.9 | 10.4 | 1.97 | 1.33 | 1.75 | 33.9 | 32.6 |
| 268 | 18.4 | 12.7 | 2.69 | 1.46 | 1.69 | 39.9 | 35.3 |
| 434 | 17.0 | 14.6 | 3.65 | 1.55 | 2.26 | 43.1 | 36.7 |
| 600 | 14.9 | 15.6 | 4.27 | 2.63 | 2.07 | 47.2 | 37.4 |
| 767 | 13.2 | 16.2 | 4.98 | 2.25 | 2.79 | 50.8 | 36.6 |

9.5 Data from Test 105

| Reaction Time (h) | Soluble NaTPB (mmol/L) | 3PB (mmol/L) | 2PB (mmol/L) | 1PB (mmol/L) | Phenol (mmol/L) | Soluble Boron (mmol/L) | Soluble Organic Boron (mmol/L) |
|-------------------|------------------------|--------------|--------------|--------------|-----------------|------------------------|--------------------------------|
| 15 | 23.1 | < 0.41 | < 0.55 | 0.84 | 3.11 | 20.4 | 24.9 |
| 37 | 22.2 | 0.07 | 0.08 | 0.91 | 1.37 | 21.8 | 23.2 |
| 107 | 19.5 | 6.08 | 1.61 | 1.12 | 1.63 | 27.4 | 28.3 |
| 177 | 18.9 | 8.62 | 2.97 | 1.54 | 1.72 | 34.2 | 32.1 |
| 268 | 18.5 | 10.4 | 3.46 | 1.67 | 1.69 | 38.5 | 34.0 |
| 434 | 17.3 | 12.2 | 4.18 | 2.08 | 2.26 | 43.7 | 35.7 |
| 600 | 14.1 | 12.4 | 6.90 | 2.80 | 2.34 | 49.2 | 36.2 |
| 767 | 10.9 | 11.5 | 8.58 | 5.29 | 3.06 | 50.8 | 36.2 |

9.6 Data from Test 106

| Reaction Time (h) | Soluble NaTPB (mmol/L) | 3PB (mmol/L) | 2PB (mmol/L) | 1PB (mmol/L) | Phenol (mmol/L) | Soluble Boron (mmol/L) | Soluble Organic Boron (mmol/L) |
|-------------------|------------------------|--------------|--------------|--------------|-----------------|------------------------|--------------------------------|
| 15 | 21.6 | < 0.41 | < 0.55 | < 0.08 | 1.36 | 20.7 | 22.6 |
| 37 | 21.9 | 0.29 | 0.54 | < 0.08 | 1.41 | 21.7 | 23.1 |
| 107 | 19.7 | 8.80 | 1.41 | 0.31 | 1.80 | 29.4 | 30.4 |
| 177 | 19.1 | 10.9 | 2.19 | 0.45 | 1.70 | 33.8 | 32.7 |
| 268 | 18.9 | 12.2 | 2.86 | 0.58 | 1.65 | 38.0 | 34.6 |
| 434 | 17.5 | 13.2 | 3.98 | 1.05 | 2.24 | 43.5 | 35.7 |
| 600 | 15.7 | 13.6 | 5.63 | 2.03 | 2.18 | 45.7 | 36.9 |
| 767 | 13.6 | 14.1 | 6.64 | 1.96 | 2.64 | 50.6 | 36.2 |

9.7 Data from Test 107

| Reaction Time (h) | Soluble NaTPB (mmol/L) | 3PB (mmol/L) | 2PB (mmol/L) | 1PB (mmol/L) | Phenol (mmol/L) | Soluble Boron (mmol/L) | Soluble Organic Boron (mmol/L) |
|-------------------|------------------------|--------------|--------------|--------------|-----------------|------------------------|--------------------------------|
| 15 | 21.0 | 1.04 | < 0.55 | < 0.08 | 1.52 | 21.5 | 22.7 |
| 37 | 23.1 | 1.05 | 0.19 | < 0.08 | 1.53 | 22.1 | 24.4 |
| 107 | 22.2 | 1.35 | 0.26 | < 0.08 | 1.52 | 23.7 | 23.9 |
| 197 | 19.3 | 9.18 | 3.05 | 0.84 | 1.84 | 33.7 | 32.4 |
| 268 | 18.3 | 10.9 | 3.79 | 1.01 | 1.86 | 38.6 | 34.0 |
| 434 | 17.2 | 12.8 | 4.98 | 1.48 | 2.42 | 44.2 | 36.5 |
| 600 | 15.3 | 13.9 | 5.90 | 2.58 | 2.36 | 45.5 | 37.8 |
| 767 | 12.6 | 13.9 | 6.81 | 2.34 | 2.73 | 50.0 | 35.6 |

9.8 Data from Test 108

| Reaction Time (h) | Soluble NaTPB (mmol/L) | 3PB (mmol/L) | 2PB (mmol/L) | 1PB (mmol/L) | Phenol (mmol/L) | Soluble Boron (mmol/L) | Soluble Organic Boron (mmol/L) |
|-------------------|------------------------|--------------|--------------|--------------|-----------------|------------------------|--------------------------------|
| 15 | 22.3 | < 0.41 | < 0.55 | < 0.08 | 1.23 | 22.0 | 23.4 |
| 37 | 23.7 | 0.41 | 0.12 | < 0.08 | 1.36 | 12.3 | 24.3 |
| 107 | 20.2 | 4.09 | 0.87 | 0.20 | 1.62 | 25.0 | 25.3 |
| 197 | 19.1 | 8.96 | 2.72 | 0.65 | 1.63 | 33.2 | 31.4 |
| 268 | 19.2 | 10.5 | 3.13 | 0.75 | 1.65 | 38.2 | 33.6 |
| 434 | 17.7 | 11.7 | 4.02 | 1.01 | 2.07 | 42.4 | 34.4 |
| 600 | 16.3 | 12.9 | 4.83 | 1.75 | 1.94 | 44.5 | 35.7 |
| 767 | 14.2 | 13.5 | 5.81 | 1.48 | 2.26 | 47.8 | 35.0 |

9.9 Data from Test 109

| Reaction Time (h) | Soluble NaTPB (mmol/L) | 3PB (mmol/L) | 2PB (mmol/L) | 1PB (mmol/L) | Phenol (mmol/L) | Soluble Boron (mmol/L) | Soluble Organic Boron (mmol/L) |
|-------------------|------------------------|--------------|--------------|--------------|-----------------|------------------------|--------------------------------|
| 15 | 23.1 | 9.18 | 6.84 | 8.41 | 2.55 | 46.1 | 47.5 |
| 37 | 22.7 | 9.14 | 6.59 | 9.05 | 2.56 | 45.3 | 47.5 |
| 107 | 22.6 | 9.46 | 6.40 | 10.1 | 3.58 | 51.2 | 48.5 |
| 197 | 22.9 | 9.76 | 5.24 | 11.0 | 3.04 | 53.8 | 48.9 |
| 268 | 24.1 | 10.1 | 4.77 | 11.6 | 3.18 | 57.7 | 50.5 |
| 434 | 23.2 | 9.79 | 2.30 | 10.9 | 3.68 | 60.3 | 46.2 |
| 600 | 23.0 | 9.72 | 0.82 | 9.81 | 3.90 | 60.5 | 43.4 |
| 767 | 22.2 | 9.28 | 0.62 | 7.47 | 4.13 | 65.1 | 39.5 |
| 931 | 23.9 | 9.82 | 0.59 | 10.3 | 4.34 | 75.1 | 44.6 |
| 1097 | 27.5 | 9.75 | 0.76 | 6.64 | 5.65 | 72.4 | 44.7 |
| 1262 | 23.7 | 9.45 | 0.63 | 6.50 | 5.08 | 84.3 | 40.3 |
| 1423 | 23.3 | 9.45 | 0.74 | 5.49 | 5.66 | 98.4 | 39.0 |
| 1636 | 22.7 | 9.59 | 0.70 | 5.08 | 5.70 | 114 | 38.0 |

9.10 Data from Test 110

| Reaction Time (h) | Soluble NaTPB (mmol/L) | 3PB (mmol/L) | 2PB (mmol/L) | 1PB (mmol/L) | Phenol (mmol/L) | Soluble Boron (mmol/L) | Soluble Organic Boron (mmol/L) |
|-------------------|------------------------|--------------|--------------|--------------|-----------------|------------------------|--------------------------------|
| 15 | 23.3 | 8.54 | 7.27 | 9.28 | 2.71 | 46.0 | 48.4 |
| 37 | 23.8 | 9.53 | 6.81 | 8.73 | 2.55 | 46.2 | 48.9 |
| 107 | 22.7 | 9.44 | 7.19 | 9.72 | 3.61 | 50.6 | 49.1 |
| 197 | 23.6 | 9.89 | 7.23 | 10.2 | 2.90 | 53.4 | 51.0 |
| 268 | 23.5 | 9.88 | 6.74 | 10.4 | 2.96 | 57.3 | 50.5 |
| 434 | 23.7 | 9.96 | 6.65 | 10.5 | 3.36 | 59.9 | 50.8 |
| 600 | 23.2 | 9.82 | 5.49 | 10.9 | 3.30 | 60.7 | 49.4 |
| 767 | 23.1 | 9.60 | 4.61 | 11.3 | 3.93 | 64.8 | 48.6 |
| 931 | 24.2 | 10.1 | 4.31 | 14.6 | 3.88 | 74.4 | 53.2 |
| 1097 | 24.3 | 9.80 | 3.86 | 10.4 | 5.61 | 77.3 | 48.4 |
| 1262 | 24.5 | 9.91 | 3.55 | 9.85 | 4.92 | 86.9 | 47.8 |
| 1423 | 23.4 | 9.64 | 3.23 | 9.93 | 5.76 | 98.3 | 46.2 |
| 1636 | 21.9 | 9.59 | 2.37 | 9.19 | 6.38 | 110 | 43.0 |

9.11 Data from Test 111

| Reaction Time (h) | Soluble NaTPB (mmol/L) | 3PB (mmol/L) | 2PB (mmol/L) | 1PB (mmol/L) | Phenol (mmol/L) | Soluble Boron (mmol/L) | Soluble Organic Boron (mmol/L) |
|-------------------|------------------------|--------------|--------------|--------------|-----------------|------------------------|--------------------------------|
| 15 | 22.9 | 8.40 | 19.2 | 25.3 | 0.11 | 80.2 | 75.8 |
| 37 | 25.9 | 9.35 | 21.0 | 29.2 | 2.60 | 80.2 | 85.4 |
| 107 | 24.2 | 9.26 | 19.7 | 29.7 | 3.28 | 85.1 | 82.9 |
| 197 | 25.1 | 9.73 | 13.8 | 34.8 | 3.54 | 89.6 | 83.5 |
| 268 | 25.6 | 9.87 | 7.15 | 35.9 | 3.97 | 92.5 | 78.5 |
| 434 | 24.6 | 9.75 | 1.71 | 27.7 | 4.73 | 97.3 | 63.8 |
| 600 | 24.4 | 9.85 | 0.91 | 21.5 | 5.21 | 97.1 | 56.6 |
| 767 | 23.0 | 9.60 | 4.54 | 10.8 | 3.88 | 64.9 | 48.0 |
| 931 | 24.1 | 9.79 | 0.31 | 13.9 | 5.98 | 110 | 48.1 |
| 1097 | 24.1 | 9.36 | 0.36 | 11.8 | 7.52 | 109 | 45.5 |
| 1262 | 24.6 | 9.55 | 0.41 | 11.1 | 6.47 | 121 | 45.6 |
| 1423 | 24.0 | 9.33 | 0.51 | 9.70 | 6.81 | 128 | 43.5 |
| 1636 | 25.1 | 10.2 | 0.64 | 8.96 | 6.92 | 140 | 44.9 |

10.0 Appendix B - Excess Sodium Tetrphenylborate Studies Test Data**10.1 Data from Test 201**

| Reaction Time (h) | Soluble NaTPB (mmol/L) | 3PB (mmol/L) | 2PB (mmol/L) | 1PB (mmol/L) | Phenol (mmol/L) | Soluble Boron (mmol/L) | Soluble Organic Boron (mmol/L) |
|-------------------|------------------------|--------------|--------------|--------------|-----------------|------------------------|--------------------------------|
| 17 | 1.10 | 4.25 | 2.85 | 2.57 | 2.00 | 11.5 | 10.8 |
| 93 | 1.16 | 4.31 | 2.62 | 2.79 | 2.60 | 11.3 | 10.9 |
| 186 | 1.08 | 4.24 | 2.42 | 2.73 | 2.52 | 11.5 | 10.5 |
| 253 | 1.17 | 4.30 | 2.18 | 3.08 | 2.90 | 11.2 | 10.7 |
| 421 | 1.03 | 4.08 | 1.57 | 2.94 | 3.42 | 12.4 | 9.6 |
| 587 | 1.22 | 4.39 | 1.24 | 3.49 | 3.97 | 12.0 | 10.3 |
| 749 | 0.91 | 3.83 | 0.88 | 2.66 | 4.02 | 11.7 | 8.3 |
| 914 | 1.03 | 3.90 | 0.70 | 4.51 | 4.41 | 14.2 | 10.1 |
| 1244 | 1.19 | 4.22 | 0.52 | 2.35 | 5.07 | 9.3 | 8.3 |
| 1621 | 1.11 | 3.99 | 0.49 | 1.94 | 5.40 | 11.7 | 7.5 |
| 1929 | 1.01 | 3.70 | 0.31 | 1.74 | 5.77 | 13.8 | 6.8 |
| 2288 | 1.05 | 3.80 | 0.27 | 1.55 | 6.10 | 12.7 | 6.7 |
| 2598 | 1.25 | 4.68 | 0.21 | 1.44 | 6.59 | 13.7 | 7.6 |
| 3268 | 1.12 | 4.06 | 0.21 | 1.20 | 6.84 | 13.8 | 6.6 |
| 3990 | 1.21 | 3.99 | 0.21 | 0.80 | 6.96 | 19.4 | 6.2 |

10.2 Data from Test 202

| Reaction Time (h) | Soluble NaTPB (mmol/L) | 3PB (mmol/L) | 2PB (mmol/L) | 1PB (mmol/L) | Phenol (mmol/L) | Soluble Boron (mmol/L) | Soluble Organic Boron (mmol/L) |
|-------------------|------------------------|--------------|--------------|--------------|-----------------|------------------------|--------------------------------|
| 17 | 1.08 | 4.13 | 2.72 | 2.52 | 1.92 | 11.2 | 10.4 |
| 93 | 1.26 | 4.41 | 2.71 | 2.73 | 2.52 | 11.4 | 11.1 |
| 186 | 1.20 | 4.32 | 2.51 | 2.69 | 2.44 | 11.6 | 10.7 |
| 253 | 1.21 | 4.27 | 2.46 | 2.87 | 2.71 | 12.0 | 10.8 |
| 421 | 1.09 | 4.11 | 2.03 | 2.75 | 2.99 | 12.0 | 10.0 |
| 587 | 1.20 | 4.21 | 1.65 | 3.26 | 3.30 | 12.3 | 10.3 |
| 749 | 0.98 | 3.92 | 1.46 | 2.73 | 3.53 | 11.6 | 9.1 |
| 914 | 1.11 | 4.06 | 1.30 | 4.66 | 3.90 | 13.6 | 11.1 |
| 1244 | 1.09 | 3.93 | 0.81 | 2.56 | 4.49 | 10.8 | 8.4 |
| 1621 | 1.12 | 4.06 | 0.66 | 2.31 | 5.30 | 11.6 | 8.2 |
| 1929 | 1.01 | 3.81 | 0.43 | 2.24 | 5.53 | 13.6 | 7.5 |
| 2288 | 1.07 | 3.85 | 0.31 | 1.79 | 5.87 | 12.9 | 7.0 |
| 2598 | 1.05 | 4.16 | 0.25 | 1.62 | 6.97 | 13.8 | 7.1 |
| 3268 | 1.19 | 4.27 | 0.21 | 1.30 | 6.64 | 14.1 | 7.0 |
| 3990 | 1.21 | 4.04 | 0.21 | 0.94 | 6.91 | 19.33 | 6.4 |

10.3 Data from Test 203

| Reaction Time (h) | Soluble NaTPB (mmol/L) | 3PB (mmol/L) | 2PB (mmol/L) | 1PB (mmol/L) | Phenol (mmol/L) | Soluble Boron (mmol/L) | Soluble Organic Boron (mmol/L) |
|-------------------|------------------------|--------------|--------------|--------------|-----------------|------------------------|--------------------------------|
| 17 | 1.16 | 4.40 | 2.59 | 2.50 | 2.41 | 12.5 | 10.7 |
| 90 | 1.12 | 4.20 | 1.01 | 2.82 | 3.67 | 12.4 | 9.2 |
| 157 | 1.24 | 4.13 | 0.52 | 2.35 | 4.34 | 12.9 | 8.2 |
| 249 | 1.26 | 4.17 | < 0.05 | 1.80 | 4.90 | 14.3 | 7.3 |
| 413 | 0.99 | 3.91 | 0.29 | 1.11 | 5.61 | 16.4 | 6.3 |
| 578 | 1.12 | 3.93 | 0.26 | 0.78 | 6.16 | 17.3 | 6.1 |
| 742 | 1.01 | 3.70 | 0.21 | 0.49 | 6.61 | 18.6 | 5.4 |
| 906 | 1.07 | 3.56 | 0.17 | 0.40 | 7.20 | 20.7 | 5.2 |
| 1234 | 1.05 | 3.08 | 0.24 | 0.38 | 7.91 | 24.7 | 4.7 |
| 1397 | 1.08 | 2.97 | 0.13 | 0.26 | 8.39 | 26.4 | 4.4 |
| 1611 | 1.10 | 2.94 | 0.15 | 0.22 | 9.07 | 25.5 | 4.4 |
| 1919 | 1.14 | 2.71 | 0.13 | 0.19 | 9.32 | 30.0 | 4.2 |
| 2277 | 1.22 | 2.54 | 0.14 | 0.31 | 10.99 | 34.7 | 4.2 |
| 2586 | 1.15 | 2.34 | 0.13 | 0.12 | 10.71 | 42.7 | 3.7 |
| 3255 | 1.06 | 1.21 | 0.10 | 0.15 | 12.19 | 55.7 | 2.5 |
| 3977 | 1.05 | 1.69 | .09 | 0.08 | 12.62 | 77.4 | 2.9 |

10.4 Data from Test 204

| Reaction Time (h) | Soluble NaTPB (mmol/L) | 3PB (mmol/L) | 2PB (mmol/L) | 1PB (mmol/L) | Phenol (mmol/L) | Soluble Boron (mmol/L) | Soluble Organic Boron (mmol/L) |
|-------------------|------------------------|--------------|--------------|--------------|-----------------|------------------------|--------------------------------|
| 17 | 1.16 | 4.20 | 2.48 | 2.49 | 2.39 | 12.5 | 10.3 |
| 90 | 1.15 | 4.08 | 1.26 | 2.73 | 3.50 | 12.6 | 9.2 |
| 157 | 1.29 | 4.35 | 0.63 | 2.52 | 4.46 | 12.8 | 8.8 |
| 249 | 1.22 | 4.53 | < 0.05 | 1.92 | 5.07 | 14.2 | 7.7 |
| 413 | 1.07 | 5.15 | 0.37 | 1.18 | 5.82 | 17.0 | 7.8 |
| 578 | 1.18 | 6.08 | 0.45 | 1.20 | 6.40 | 19.8 | 8.9 |
| 742 | 1.01 | 5.93 | 0.38 | 0.72 | 6.87 | 21.3 | 8.0 |
| 906 | 1.10 | 6.28 | 0.41 | 0.71 | 8.50 | 23.9 | 8.5 |
| 1070 | 1.11 | 6.14 | 0.36 | 0.57 | 9.41 | 24.7 | 8.2 |
| 1234 | 1.05 | 5.58 | 0.29 | 0.68 | 8.76 | 27.9 | 7.6 |
| 1397 | 1.06 | 5.30 | 0.27 | 0.52 | 9.17 | 29.7 | 7.2 |
| 1611 | 1.09 | 5.53 | 0.31 | 0.50 | 10.63 | 29.3 | 7.4 |
| 1919 | 1.13 | 5.18 | 0.29 | 0.42 | 11.05 | 35.5 | 7.0 |
| 2277 | 1.20 | 4.64 | 0.24 | 0.30 | 12.58 | 42.6 | 6.4 |
| 2586 | 1.27 | 5.08 | 0.20 | 0.02 | 13.37 | 54.3 | 6.6 |
| 3255 | 1.10 | 4.38 | 0.16 | 0.21 | 15.31 | 63.3 | 5.9 |
| 3977 | 0.84 | 3.42 | 0.15 | 0.19 | 16.41 | 88.6 | 4.6 |

10.5 Data from Test 205

| Reaction Time (h) | Soluble NaTPB (mmol/L) | 3PB (mmol/L) | 2PB (mmol/L) | 1PB (mmol/L) | Phenol (mmol/L) | Soluble Boron (mmol/L) | Soluble Organic Boron (mmol/L) |
|-------------------|------------------------|--------------|--------------|--------------|-----------------|------------------------|--------------------------------|
| 18 | 5.51 | 4.57 | 2.70 | 3.14 | 2.60 | 15.7 | 15.9 |
| 67 | 5.46 | 4.59 | 2.47 | 2.58 | 2.37 | 16.2 | 15.1 |
| 136 | 5.56 | 4.56 | 1.97 | 2.94 | 3.10 | 17.1 | 15.0 |
| 300 | 4.97 | 4.31 | 1.15 | 2.74 | 3.81 | 16.8 | 13.2 |
| 465 | 5.42 | 4.51 | 0.76 | 2.57 | 4.41 | 16.4 | 13.2 |
| 628 | 4.97 | 4.12 | 0.58 | 2.16 | 4.75 | 16.9 | 11.8 |
| 788 | 5.21 | 4.18 | 0.49 | 2.19 | 5.24 | 16.6 | 12.1 |
| 1118 | 5.25 | 4.09 | 0.31 | 1.68 | 5.93 | 12.4 | 11.3 |
| 1497 | 5.17 | 4.18 | 0.23 | 1.17 | 6.61 | 17.4 | 10.7 |
| 1807 | 5.27 | 4.09 | 0.19 | 0.90 | 6.75 | 19.6 | 10.4 |
| 2164 | 5.39 | 3.98/ | 0.16 | 0.57 | 7.19 | 19.8 | 10.1 |
| 2472 | 5.30 | 4.37 | 0.18 | 0.50 | 7.76 | 20.8 | 10.4 |
| 3142 | 5.49 | 4.46 | 0.16 | 0.35 | 8.51 | 26.2 | 10.5 |
| 3863 | 5.45 | 4.12 | 0.16 | 0.23 | 8.68 | 23.6 | 10.0 |

10.6 Data from Test 206

| Reaction Time (h) | Soluble NaTPB (mmol/L) | 3PB (mmol/L) | 2PB (mmol/L) | 1PB (mmol/L) | Phenol (mmol/L) | Soluble Boron (mmol/L) | Soluble Organic Boron (mmol/L) | Soluble Potassium (mmol/L) |
|-------------------|------------------------|--------------|--------------|--------------|-----------------|------------------------|--------------------------------|----------------------------|
| 17 | 5.11 | 4.23 | 2.60 | 2.48 | 2.05 | 15.2 | 14.4 | |
| 90 | 5.33 | 4.36 | 2.21 | 2.76 | 2.74 | 16.1 | 14.7 | |
| 157 | 5.13 | 5.84 | 2.49 | 3.16 | 2.95 | 18.3 | 16.6 | |
| 249 | 4.50 | 10.75 | 4.46 | 3.44 | 2.86 | 24.9 | 23.2 | |
| 413 | 3.99 | 13.00 | 5.53 | 3.63 | 3.26 | 28.6 | 26.1 | |
| 578 | 3.76 | 15.78 | 6.58 | 5.24 | 3.35 | 30.4 | 31.4 | |
| 742 | 2.79 | 16.10 | 7.21 | 3.88 | 3.57 | 33.3 | 30.0 | |
| 906 | 1.92 | 16.67 | 8.66 | 4.04 | 9.72 | 35.1 | 31.3 | |
| 1070 | 0.98 | 16.42 | 10.23 | 4.86 | 11.87 | 33.8 | 32.5 | |
| 1234 | 0.32 | 14.46 | 11.23 | 6.39 | 4.55 | 36.4 | 32.4 | |
| 1397 | 0.06 | 12.13 | 12.13 | 6.36 | 4.72 | 34.6 | 30.7 | |
| 1611 | <0.03 | 10.77 | 13.32 | 8.78 | 6.15 | 33.6 | 32.9 | 0.09 |
| 1919 | <0.03 | 9.11 | 7.66 | 10.99 | 7.66 | 34.9 | 27.8 | 0.18 |
| 2277 | <0.03 | 8.52 | 4.15 | 10.60 | 10.34 | 37.4 | 23.3 | 0.09 |
| 2586 | <0.03 | 8.90 | 2.36 | 9.01 | 12.57 | 39.7 | 20.3 | 0.10 |

10.7 Data from Test 207

| Reaction Time (h) | Soluble NaTPB (mmol/L) | 3PB (mmol/L) | 2PB (mmol/L) | 1PB (mmol/L) | Phenol (mmol/L) | Soluble Boron (mmol/L) | Soluble Organic Boron (mmol/L) |
|-------------------|------------------------|--------------|--------------|--------------|-----------------|------------------------|--------------------------------|
| 18 | 0.21 | 4.27 | 3.07 | 3.18 | 2.66 | 10.7 | 10.7 |
| 67 | 0.20 | 4.34 | 2.56 | 2.87 | 2.69 | 10.7 | 10.0 |
| 136 | 0.20 | 4.09 | 1.80 | 3.19 | 3.47 | 11.7 | 9.3 |
| 300 | 0.17 | 3.92 | 0.74 | 2.89 | 4.19 | 11.5 | 7.7 |
| 465 | 0.17 | 3.98 | 0.52 | 2.62 | 4.60 | 11.7 | 7.3 |
| 628 | 0.15 | 3.55 | 0.42 | 1.98 | 4.82 | 12.4 | 6.1 |
| 788 | 0.11 | 3.59 | 0.38 | 1.75 | 5.24 | 12.7 | 5.8 |
| 1118 | 0.17 | 3.58 | 0.38 | 1.40 | 6.04 | 13.5 | 5.5 |
| 1497 | 0.13 | 3.85 | 0.46 | 1.12 | 6.45 | 15.3 | 5.6 |
| 1807 | 0.16 | 3.98 | 0.47 | 0.97 | 6.80 | 18.6 | 5.6 |
| 2164 | 0.12 | 3.82 | 0.37 | 0.81 | 7.44 | 19.4 | 5.1 |
| 2472 | 0.22 | 3.91 | 0.30 | 0.75 | 8.94 | 22.1 | 5.2 |
| 3142 | 0.18 | 3.79 | 0.27 | 0.56 | 9.15 | 27.3 | 4.8 |
| 3863 | 0.17 | 2.91 | 0.18 | 0.37 | 9.65 | 25.3 | 3.6 |

10.8 Data from Test 208

| Reaction Time (h) | Soluble NaTPB (mmol/L) | 3PB (mmol/L) | 2PB (mmol/L) | 1PB (mmol/L) | Phenol (mmol/L) | Soluble Boron (mmol/L) | Soluble Organic Boron (mmol/L) | Soluble Potassium (mmol/L) |
|-------------------|------------------------|--------------|--------------|--------------|-----------------|------------------------|--------------------------------|----------------------------|
| 17 | 0.16 | 3.95 | 2.65 | 3.03 | 2.48 | 10.8 | 9.8 | |
| 90 | 0.22 | 3.80 | 1.79 | 3.38 | 3.43 | 11.4 | 9.2 | |
| 157 | 0.19 | 3.57 | 1.74 | 3.60 | 3.70 | 12.3 | 9.1 | |
| 249 | 0.31 | 4.32 | 3.50 | 4.28 | 4.11 | 15.5 | 12.4 | |
| 413 | 0.15 | 5.95 | 6.45 | 4.65 | 4.44 | 21.3 | 17.2 | |
| 578 | 0.20 | 7.12 | 8.91 | 5.26 | 3.96 | 25.1 | 21.5 | |
| 742 | 0.14 | 6.91 | 9.90 | 5.61 | 3.95 | 27.2 | 22.6 | |
| 906 | 0.13 | 6.96 | 11.85 | 6.15 | 4.86 | 30.5 | 25.1 | |
| 1070 | 0.12 | 7.21 | 13.50 | 7.35 | 5.68 | 30.7 | 28.2 | |
| 1234 | 0.08 | 6.83 | 13.90 | 8.37 | 4.98 | 35.0 | 29.2 | |
| 1397 | <0.03 | 5.83 | 15.14 | 9.34 | 6.62 | 35.8 | 30.3 | 0.00 |
| 1611 | <0.03 | 3.67 | 16.93 | 10.77 | 5.45 | 37.3 | 31.4 | 0.09 |
| 1919 | <0.03 | 1.05 | 15.43 | 13.97 | 6.70 | 37.0 | 30.5 | 0.26 |
| 2277 | <0.03 | 0.04 | 7.73 | 17.17 | 9.06 | 40.8 | 25.0 | 0.24 |
| 2586 | <0.03 | 0.04 | 2.34 | 15.11 | 12.20 | 37.341.4 | 17.5 | 0.32 |

10.9 Data from Test 209

| Reaction Time (h) | Soluble NaTPB (mmol/L) | 3PB (mmol/L) | 2PB (mmol/L) | 1PB (mmol/L) | Phenol (mmol/L) | Soluble Boron (mmol/L) | Soluble Organic Boron (mmol/L) |
|-------------------|------------------------|--------------|--------------|--------------|-----------------|------------------------|--------------------------------|
| 17 | 1.06 | 4.14 | 2.76 | 2.56 | 1.97 | 11.4 | 10.5 |
| 93 | 1.19 | 4.36 | 2.66 | 2.60 | 2.32 | 11.1 | 10.8 |
| 186 | 1.10 | 4.28 | 2.49 | 2.71 | 2.48 | 11.5 | 10.6 |
| 253 | 1.16 | 4.27 | 2.23 | 2.81 | 2.70 | 12.0 | 10.5 |
| 421 | 1.06 | 4.09 | 1.92 | 2.80 | 2.96 | 11.9 | 9.9 |
| 587 | 1.15 | 4.23 | 1.59 | 3.12 | 3.44 | 12.3 | 10.1 |
| 749 | 0.96 | 3.95 | 1.25 | 2.62 | 3.62 | 11.6 | 8.8 |
| 914 | 1.02 | 3.92 | 0.96 | 4.12 | 4.13 | 13.3 | 10.0 |
| 1244 | 1.12 | 4.11 | 0.58 | 2.55 | 5.08 | 11.0 | 8.4 |
| 1621 | 1.14 | 4.15 | 0.51 | 2.08 | 7.78 | 11.6 | 7.9 |
| 1929 | 1.02 | 3.85 | 0.32 | 1.92 | 5.83 | 13.4 | 7.1 |
| 2288 | 1.16 | 3.87 | 0.27 | 1.59 | 6.30 | 13.0 | 6.9 |
| 2598 | 1.21 | 4.60 | 0.25 | 1.44 | 7.36 | 13.8 | 7.5 |
| 3268 | 1.09 | 4.08 | 0.21 | 1.20 | 6.78 | 13.9 | 6.6 |
| 3990 | 1.20 | 4.06 | 0.23 | 0.87 | 7.04 | 19.0 | 6.4 |

10.10 Data from Test 210

| Reaction Time (h) | Soluble NaTPB (mmol/L) | 3PB (mmol/L) | 2PB (mmol/L) | 1PB (mmol/L) | Phenol (mmol/L) | Soluble Boron (mmol/L) | Soluble Organic Boron (mmol/L) |
|-------------------|------------------------|--------------|--------------|--------------|-----------------|------------------------|--------------------------------|
| 17 | 1.00 | 4.08 | 2.76 | 2.88 | 2.08 | 11.8 | 10.7 |
| 93 | 1.16 | 4.05 | 2.55 | 2.80 | 2.25 | 11.4 | 10.6 |
| 186 | 1.19 | 3.92 | 2.41 | 2.80 | 2.60 | 11.6 | 10.3 |
| 253 | 1.18 | 4.03 | 2.30 | 3.15 | 2.87 | 12.1 | 10.7 |
| 421 | 1.05 | 3.78 | 1.99 | 3.17 | 3.25 | 12.3 | 10.0 |
| 587 | 1.14 | 3.91 | 1.66 | 3.21 | 3.47 | 12.1 | 9.9 |
| 749 | 0.91 | 3.47 | 1.39 | 2.82 | 3.59 | 12.0 | 8.6 |
| 914 | 1.02 | 3.56 | 1.29 | 4.82 | 4.21 | 13.6 | 10.7 |
| 1244 | 1.04 | 3.58 | 1.03 | 2.77 | 6.21 | 11.3 | 8.4 |
| 1408 | 1.01 | 3.49 | 1.03 | 2.75 | 5.15 | 12.6 | 8.3 |
| 1621 | 1.15 | 3.49 | 1.30 | 2.79 | 10.269 | 12.6 | 8.7 |
| 1929 | 1.01 | 3.30 | 1.20 | 2.52 | 6.24 | 14.5 | 8.0 |
| 2288 | 0.99 | 3.01 | 1.29 | 2.62 | 6.67 | 14.5 | 7.9 |
| 2598 | 1.12 | 3.25 | 1.53 | 0.23 | 8.18 | 15.8 | 6.1 |
| 3268 | 1.03 | 3.97 | 2.44 | 2.93 | 8.11 | 18.9 | 10.4 |
| 3990 | 1.09 | 4.63 | 3.69 | 3.66 | 9.84 | 22.0 | 13.1 |

10.11 Data from Test 211

| Reaction Time (h) | Soluble NaTPB (mmol/L) | 3PB (mmol/L) | 2PB (mmol/L) | 1PB (mmol/L) | Phenol (mmol/L) | Soluble Boron (mmol/L) | Soluble Organic Boron (mmol/L) |
|-------------------|------------------------|--------------|--------------|--------------|-----------------|------------------------|--------------------------------|
| 18 | 1.10 | 4.19 | 2.51 | 2.91 | 2.92 | 11.5 | 10.7 |
| 67 | 1.13 | 4.23 | 1.57 | 2.90 | 3.32 | 12.1 | 9.8 |
| 136 | 1.22 | 4.23 | 0.68 | 2.76 | 4.43 | 13.4 | 8.9 |
| 301 | 1.01 | 4.39 | 0.44 | 1.71 | 5.13 | 14.5 | 7.6 |
| 465 | 1.06 | 5.06 | 0.36 | 1.28 | 5.71 | 16.6 | 7.8 |
| 628 | 1.00 | 5.27 | 0.40 | 0.84 | 6.08 | 19.2 | 7.5 |
| 788 | 1.00 | 5.48 | 0.38 | 0.98 | 6.79 | 20.5 | 7.9 |
| 954 | 0.98 | 5.39 | 0.41 | 0.64 | 7.24 | 24.0 | 7.4 |
| 1119 | 1.04 | 5.60 | 0.44 | 0.89 | 7.95 | 21.3 | 8.0 |
| 1283 | 0.94 | 5.26 | 0.39 | 0.70 | 8.10 | 29.3 | 7.3 |
| 1497 | 0.97 | 5.51 | 0.43 | 0.69 | 9.17 | 30.1 | 7.6 |
| 1807 | 1.00 | 4.90 | 0.39 | 0.61 | 9.78 | 37.0 | 6.9 |
| 2164 | 1.03 | 4.57 | 0.23 | 0.39 | 11.06 | 40.3 | 6.2 |
| 2473 | 1.11 | 4.55 | 0.26 | 0.31 | 11.57 | 46.7 | 6.2 |
| 3142 | 1.02 | 4.22 | 0.15 | 0.21 | 13.79 | 54.6 | 5.6 |
| 3863 | 0.76 | 3.38 | 0.12 | 0.16 | 14.80 | 62.7 | 4.4 |

10.12 Data from Test 212

| Reaction Time (h) | Soluble NaTPB (mmol/L) | 3PB (mmol/L) | 2PB (mmol/L) | 1PB (mmol/L) | Phenol (mmol/L) | Soluble Boron (mmol/L) | Soluble Organic Boron (mmol/L) | Soluble Potassium (mmol/L) |
|-------------------|------------------------|--------------|--------------|--------------|-----------------|------------------------|--------------------------------|----------------------------|
| 17 | 1.09 | 4.08 | 2.47 | 2.78 | 2.53 | 12.1 | 10.4 | |
| 90 | 1.04 | 4.81 | 2.34 | 3.38 | 3.61 | 15.3 | 11.6 | |
| 157 | 1.07 | 8.25 | 4.47 | 4.00 | 3.52 | 20.9 | 17.8 | |
| 249 | 1.14 | 10.87 | 6.01 | 4.23 | 3.98 | 25.6 | 22.2 | |
| 413 | 0.61 | 11.82 | 8.65 | 5.77 | 5.24 | 33.0 | 26.9 | |
| 578 | < 0.03 | 8.78 | 11.00 | 9.72 | 7.42 | 37.6 | 29.5 | |
| 742 | < 0.03 | 4.24 | 9.68 | 12.54 | 6.58 | 39.4 | 26.5 | |
| 906 | < 0.03 | 1.78 | 8.30 | 15.66 | 7.36 | 41.4 | 25.8 | |
| 1070 | < 0.03 | 0.76 | 11.95 | 16.13 | 7.88 | 41.3 | 28.9 | |
| 1234 | < 0.03 | < 0.04 | 3.08 | 14.85 | 9.12 | 45.4 | 18.0 | 0.78 |
| 1397 | 0.06 | < 0.04 | 0.82 | 10.10 | 11.30 | 45.5 | 11.0 | 0.83 |
| 1611 | < 0.03 | < 0.04 | 0.15 | 5.30 | 14.58 | 50.1 | 5.5 | 1.22 |
| 1919 | < 0.03 | < 0.04 | 0.05 | 1.22 | 15.54 | 23.9 | 1.3 | 0.87 |
| 2277 | < 0.03 | < 0.04 | 0.05 | 0.21 | 16.14 | 55.0 | 0.3 | 1.60 |

10.13 Data from Test 213

| Reaction Time (h) | Soluble NaTPB (mmol/L) | 3PB (mmol/L) | 2PB (mmol/L) | 1PB (mmol/L) | Phenol (mmol/L) | Soluble Boron (mmol/L) | Soluble Organic Boron (mmol/L) |
|-------------------|------------------------|--------------|--------------|--------------|-----------------|------------------------|--------------------------------|
| 16 | 20.54 | 4.39 | 2.62 | 2.54 | 2.20 | 15.8 | 30.1 |
| 87 | 5.47 | 4.61 | 2.31 | 2.62 | 2.93 | 15.8 | 15.0 |
| 157 | 5.39 | 4.52 | 1.82 | 2.77 | 3.22 | 16.0 | 14.5 |
| 322 | 5.06 | 4.23 | 1.05 | 2.99 | 3.95 | 17.1 | 13.3 |
| 487 | 5.15 | 4.21 | 0.66 | 2.26 | 4.57 | 16.9 | 12.3 |
| 651 | 4.94 | 4.08 | 0.48 | 2.12 | 4.97 | 16.7 | 11.6 |
| 811 | 5.25 | 4.06 | 0.34 | 3.53 | 5.31 | 17.2 | 13.2 |
| 1140 | 5.19 | 3.94 | 0.18 | 1.21 | 5.93 | 17.4 | 10.5 |
| 1521 | 4.40 | 4.04 | 0.20 | 0.88 | 6.62 | 14.6 | 9.5 |
| 1830 | 4.95 | 3.80 | 0.16 | 0.73 | 6.35 | 20.2 | 9.6 |
| 2190 | 5.44 | 4.04 | 0.14 | 0.53 | 7.48 | 21.1 | 10.1 |
| 2501 | 5.41 | 4.21 | 0.15 | 0.39 | 7.38 | 21.1 | 10.2 |
| 3169 | 5.29 | 4.06 | 0.14 | 0.35 | 7.94 | 23.6 | 9.8 |
| 3890 | 5.49 | 3.98 | 0.14 | 0.18 | 7.90 | 31.9 | 9.8 |

10.14 Data from Test 214

| Reaction Time (h) | Soluble NaTPB (mmol/L) | 3PB (mmol/L) | 2PB (mmol/L) | 1PB (mmol/L) | Phenol (mmol/L) | Soluble Boron (mmol/L) | Soluble Organic Boron (mmol/L) |
|-------------------|------------------------|--------------|--------------|--------------|-----------------|------------------------|--------------------------------|
| 16 | 0.25 | 4.36 | 2.91 | 2.62 | 2.47 | 10.7 | 10.1 |
| 87 | 0.22 | 4.35 | 2.38 | 2.90 | 2.66 | 10.8 | 9.9 |
| 157 | 0.21 | 3.89 | 1.43 | 3.01 | 3.49 | 11.3 | 8.5 |
| 322 | 0.15 | 3.80 | 0.68 | 2.93 | 4.31 | 11.6 | 7.6 |
| 487 | 0.20 | 3.56 | 0.44 | 2.30 | 4.80 | 12.2 | 6.5 |
| 651 | 0.16 | 3.48 | 0.35 | 1.82 | 5.31 | 11.9 | 5.8 |
| 811 | 0.14 | 3.38 | 0.28 | | | 12.8 | 3.8 |
| 1140 | 0.16 | 2.95 | 0.23 | 1.02 | 6.17 | 13.8 | 4.3 |
| 1521 | 0.15 | 2.97 | 0.27 | 0.73 | 6.99 | 12.2 | 4.1 |
| 1830 | 0.18 | 2.66 | 0.26 | 0.58 | 7.19 | 17.4 | 3.7 |
| 2190 | 0.22 | 2.68 | 0.23 | 0.44 | 8.11 | 17.9 | 3.6 |
| 2501 | 0.17 | 2.39 | 0.14 | 0.39 | 8.26 | 18.9 | 3.1 |
| 3169 | 0.17 | 2.18 | 0.13 | 0.30 | 8.96 | 21.8 | 2.8 |
| 3890 | 0.18 | 1.82 | 0.14 | 0.24 | 9.48 | 30.8 | 2.4 |

10.15 Data from Test 215

| Reaction Time (h) | Soluble NaTPB (mmol/L) | 3PB (mmol/L) | 2PB (mmol/L) | 1PB (mmol/L) | Phenol (mmol/L) | Soluble Boron (mmol/L) | Soluble Organic Boron (mmol/L) |
|-------------------|------------------------|--------------|--------------|--------------|-----------------|------------------------|--------------------------------|
| 16 | 5.64 | 4.37 | 2.60 | 2.54 | 2.32 | 15.9 | 15.2 |
| 87 | 5.55 | 4.56 | 2.36 | 2.63 | 2.58 | 16.1 | 15.1 |
| 157 | 5.46 | 4.42 | 1.98 | 2.80 | 2.92 | 16.8 | 14.6 |
| 322 | 5.05 | 4.25 | 1.34 | 3.12 | 3.67 | 16.8 | 13.8 |
| 487 | 5.31 | 4.27 | 0.96 | 2.65 | 4.14 | 17.1 | 13.2 |
| 651 | 5.03 | 4.15 | 0.73 | 2.26 | 4.63 | 16.6 | 12.2 |
| 811 | 5.32 | 4.12 | 0.54 | | | 17.4 | 10.0 |
| 1140 | 4.97 | 3.70 | 0.30 | 1.59 | 5.34 | 17.3 | 10.6 |
| 1521 | 5.29 | 4.14 | 0.24 | 1.21 | 6.47 | 15.5 | 10.9 |
| 1830 | 5.10 | 3.89 | 0.19 | 0.94 | 6.46 | 20.3 | 10.1 |
| 2190 | 5.48 | 4.05 | 0.15 | 0.70 | 7.16 | 20.8 | 10.4 |
| 2501 | 5.53 | 4.37 | 0.14 | 0.51 | 7.17 | 21.8 | 10.5 |
| 3169 | 5.34 | 4.25 | 0.14 | 0.37 | 8.15 | 23.9 | 10.1 |
| 3890 | 5.36 | 3.95 | 0.14 | 0.21 | 7.95 | 031.3 | 9.7 |

10.16 Data from Test 216

| Reaction Time (h) | Soluble NaTPB (mmol/L) | 3PB (mmol/L) | 2PB (mmol/L) | 1PB (mmol/L) | Phenol (mmol/L) | Soluble Boron (mmol/L) | Soluble Organic Boron (mmol/L) |
|-------------------|------------------------|--------------|--------------|--------------|-----------------|------------------------|--------------------------------|
| 18 | 0.19 | 4.20 | 2.98 | 3.20 | 2.66 | 10.6 | 10.6 |
| 65 | 0.20 | 4.22 | 2.62 | 2.73 | 2.75 | 10.6 | 9.8 |
| 135 | 0.24 | 4.19 | 2.05 | 3.04 | 3.25 | 10.8 | 9.5 |
| 300 | 0.18 | 3.99 | 1.02 | 3.03 | 4.35 | 12.0 | 8.2 |
| 465 | 0.22 | 3.99 | 0.51 | 2.39 | 4.92 | 12.5 | 7.1 |
| 629 | 0.16 | 3.94 | 0.38 | 1.88 | 5.45 | 12.3 | 6.4 |
| 789 | 0.12 | 3.70 | 0.30 | 1.62 | 5.95 | 13.3 | 5.7 |
| 1121 | 0.16 | 3.56 | 0.32 | 1.14 | 6.39 | 14.4 | 5.2 |
| 1504 | 0.15 | 3.68 | 0.34 | 0.80 | 7.35 | 13.1 | 5.0 |
| 1813 | 0.19 | 3.25 | 0.27 | 0.69 | 10.29 | 18.4 | 4.4 |
| 2173 | 0.20 | 3.13 | 0.20 | 0.51 | 8.26 | 18.4 | 4.0 |
| 2483 | 0.21 | 3.15 | 0.16 | 0.41 | 8.59 | 19.9 | 3.9 |
| 3151 | 0.18 | 2.90 | 0.15 | 0.33 | 9.75 | 25.2 | 3.6 |
| 3873 | 0.20 | 2.43 | 0.15 | 0.24 | 10.01 | 31.3 | 3.0 |

10.17 Data from Test 217

| Reaction Time (h) | Soluble NaTPB (mmol/L) | 3PB (mmol/L) | 2PB (mmol/L) | 1PB (mmol/L) | Phenol (mmol/L) | Soluble Boron (mmol/L) | Soluble Organic Boron (mmol/L) |
|-------------------|------------------------|--------------|--------------|--------------|-----------------|------------------------|--------------------------------|
| 17 | 5.86 | 4.49 | 2.78 | 2.83 | 2.00 | 15.9 | 16.0 |
| 93 | 5.96 | 4.42 | 2.53 | 2.55 | 2.37 | 15.7 | 15.5 |
| 186 | 5.91 | 4.51 | 2.41 | 2.53 | 2.56 | 16.1 | 15.4 |
| 253 | 5.79 | 4.55 | 2.36 | 2.80 | 2.79 | 16.6 | 15.5 |
| 421 | 5.88 | 4.51 | 2.02 | 2.79 | 3.30 | 17.2 | 15.2 |
| 587 | 5.80 | 4.50 | 1.63 | 2.89 | 3.56 | 16.5 | 14.8 |
| 749 | 5.31 | 4.25 | 1.41 | 2.62 | 3.83 | 15.7 | 13.6 |
| 914 | 6.02 | 4.50 | 1.30 | 4.49 | 4.28 | 17.4 | 16.3 |
| 1244 | 5.91 | 4.38 | 1.01 | 2.56 | 6.61 | 12.5 | 13.9 |
| 1621 | 5.75 | 4.46 | 0.78 | 2.39 | 5.54 | 12.1 | 13.4 |
| 1929 | 5.53 | 4.30 | 0.66 | 2.14 | 5.54 | 17.7 | 12.6 |
| 2288 | 5.71 | 4.36 | 0.48 | 1.93 | 6.18 | 16.7 | 12.5 |
| 2598 | 5.95 | 4.85 | 0.44 | 1.80 | 6.99 | 17.7 | 13.0 |
| 3268 | 5.88 | 4.70 | 0.32 | 1.53 | 7.00 | 17.5 | 12.4 |
| 3990 | 5.96 | 4.57 | 0.26 | 1.12 | 7.53 | NA | 11.9 |

10.18 Data from Test 218

| Reaction Time (h) | Soluble NaTPB (mmol/L) | 3PB (mmol/L) | 2PB (mmol/L) | 1PB (mmol/L) | Phenol (mmol/L) | Soluble Boron (mmol/L) | Soluble Organic Boron (mmol/L) |
|-------------------|------------------------|--------------|--------------|--------------|-----------------|------------------------|--------------------------------|
| 17 | 0.19 | 4.20 | 3.01 | 2.73 | 2.05 | 10.1 | 10.1 |
| 93 | 0.23 | 4.14 | 2.69 | 2.90 | 3.02 | 10.1 | 10.0 |
| 186 | 0.23 | 4.21 | 2.52 | 2.90 | 2.91 | 10.5 | 9.9 |
| 253 | 0.23 | 4.21 | 2.30 | 3.12 | 3.20 | 10.7 | 9.9 |
| 421 | 0.21 | 4.04 | 1.93 | 3.05 | 3.69 | 11.4 | 9.2 |
| 587 | 0.25 | 4.12 | 1.56 | 3.04 | 4.12 | 11.3 | 9.0 |
| 749 | 0.16 | 3.82 | 1.32 | 2.76 | 4.43 | 11.1 | 8.1 |
| 914 | 0.19 | 4.18 | 1.20 | 5.03 | 5.09 | 12.1 | 10.6 |
| 1244 | 0.14 | 3.73 | 0.76 | 2.64 | 1.25 | 10.2 | 7.3 |
| 1621 | 0.14 | 3.75 | 0.46 | 2.37 | 6.67 | 10.6 | 6.7 |
| 1929 | 0.21 | 4.00 | 0.38 | 2.12 | 7.15 | 12.5 | 6.7 |
| 2288 | 0.22 | 3.68 | 0.25 | 1.62 | 7.31 | 12.1 | 5.8 |
| 2598 | 0.18 | 3.84 | 0.23 | 1.46 | 8.15 | 12.7 | 5.7 |
| 3268 | 0.19 | 3.59 | 0.19 | 1.16 | 8.39 | 13.3 | 5.1 |
| 3990 | 0.20 | 3.39 | 0.21 | 0.82 | 8.70 | 18.6 | 4.6 |

10.19 Data from Test 219

| Reaction Time (h) | Soluble NaTPB (mmol/L) | 3PB (mmol/L) | 2PB (mmol/L) | 1PB (mmol/L) | Phenol (mmol/L) | Soluble Boron (mmol/L) | Soluble Organic Boron (mmol/L) |
|-------------------|------------------------|--------------|--------------|--------------|-----------------|------------------------|--------------------------------|
| 16 | 5.84 | 4.52 | 2.50 | 2.61 | 2.49 | 16.0 | 15.5 |
| 87 | 5.46 | 4.46 | 1.49 | 2.27 | 3.42 | 16.1 | 13.7 |
| 157 | 5.60 | 4.45 | 0.93 | 2.65 | 4.17 | 17.0 | 13.6 |
| 322 | 5.28 | 4.12 | 0.51 | 2.26 | 5.12 | 17.7 | 12.2 |
| 487 | 5.24 | 3.93 | 0.34 | 1.52 | 5.74 | 20.0 | 11.0 |
| 651 | 5.19 | 3.80 | 0.28 | 0.98 | 6.41 | 19.9 | 10.2 |
| 811 | 5.77 | 3.84 | 0.20 | 1.32 | 7.00 | 22.2 | 11.1 |
| 1140 | 5.15 | 3.24 | 0.11 | 0.33 | 7.29 | 24.9 | 8.8 |
| 1307 | 5.25 | 3.15 | 0.13 | 0.27 | 7.74 | 26.1 | 8.8 |
| 1521 | 5.65 | 3.37 | 0.15 | 0.24 | 8.63 | 27.2 | 9.4 |
| 1830 | 5.41 | 3.11 | 0.13 | 0.17 | 8.43 | 34.6 | 8.8 |
| 2190 | 5.96 | 3.12 | 0.09 | 0.08 | 9.21 | 37.0 | 9.3 |
| 2501 | 5.85 | 3.24 | 0.09 | 0.08 | 9.71 | 39.9 | 9.3 |
| 3169 | 5.70 | 2.92 | 0.09 | 0.08 | 10.47 | 51.7 | 8.8 |
| 3890 | 5.34 | 2.62 | 0.06 | 0.08 | 11.01 | 78.6 | 8.1 |

10.20 Data from Test 220

| Reaction Time (h) | Soluble NaTPB (mmol/L) | 3PB (mmol/L) | 2PB (mmol/L) | 1PB (mmol/L) | Phenol (mmol/L) | Soluble Boron (mmol/L) | Soluble Organic Boron (mmol/L) |
|-------------------|------------------------|--------------|--------------|--------------|-----------------|------------------------|--------------------------------|
| 17 | 0.26 | 4.06 | 2.61 | 2.68 | 2.48 | 11.2 | 9.6 |
| 90 | 0.21 | 4.05 | 0.94 | 2.88 | 3.86 | 11.8 | 8.1 |
| 157 | 0.25 | 4.15 | 0.49 | 2.43 | 4.65 | 11.9 | 7.3 |
| 249 | 0.24 | 4.11 | < 0.05 | 1.78 | 5.00 | 13.6 | 6.2 |
| 413 | 0.18 | 4.22 | 0.40 | 1.21 | 5.57 | 15.8 | 6.0 |
| 578 | 0.22 | 4.74 | 0.49 | 1.20 | 6.30 | 18.5 | 6.6 |
| 742 | 0.20 | 5.51 | 0.57 | 0.93 | 6.72 | 21.8 | 7.2 |
| 906 | 0.18 | 6.26 | 0.70 | 1.16 | 7.38 | 26.4 | 8.3 |
| 1070 | 0.37 | 12.12 | 1.54 | 1.24 | 8.50 | 27.9 | 15.3 |
| 1234 | 0.18 | 6.88 | 0.87 | 1.72 | 8.80 | 33.3 | 9.6 |
| 1397 | 0.15 | 7.31 | 0.99 | 1.58 | 11.18 | 35.8 | 10.0 |
| 1611 | 0.10 | < 0.04 | 1.30 | 1.80 | 10.12 | 42.0 | 3.2 |
| 1919 | 0.04 | 6.82 | 1.18 | 1.75 | 11.51 | 48.0 | 9.8 |
| 2277 | 0.03 | 6.07 | 0.95 | 1.55 | 13.37 | 61.4 | 8.6 |
| 2586 | 0.03 | 5.77 | 0.57 | 1.11 | 15.55 | 67.9 | 7.5 |
| 3255 | 0.03 | 3.77 | 0.24 | 0.42 | 17.54 | 91.9 | 4.5 |
| 3977 | 0.03 | 2.07 | 0.15 | 0.26 | 18.66 | 110.3 | 2.5 |

10.21 Data from Test 221

| Reaction Time (h) | Soluble NaTPB (mmol/L) | 3PB (mmol/L) | 2PB (mmol/L) | 1PB (mmol/L) | Phenol (mmol/L) | Soluble Boron (mmol/L) | Soluble Organic Boron (mmol/L) |
|-------------------|------------------------|--------------|--------------|--------------|-----------------|------------------------|--------------------------------|
| 18 | 1.08 | 4.27 | 2.85 | 3.11 | 2.54 | 12.1 | 11.3 |
| 67 | 1.06 | 4.27 | 2.38 | 2.76 | 2.53 | 11.5 | 10.5 |
| 136 | 0.99 | 4.11 | 1.60 | 3.12 | 3.46 | 12.4 | 9.8 |
| 300 | 0.89 | 4.06 | 0.81 | 3.19 | 4.05 | 12.5 | 9.0 |
| 465 | 1.05 | 4.05 | 0.51 | 2.47 | 4.56 | 12.8 | 8.1 |
| 628 | 1.00 | 3.73 | 0.32 | 1.73 | 5.04 | 12.8 | 6.8 |
| 788 | 0.90 | 3.55 | 0.25 | 1.59 | < 0.11 | 12.7 | 6.3 |
| 1118 | 0.98 | 3.33 | 0.23 | 1.16 | 6.02 | 12.0 | 5.7 |
| 1497 | 0.89 | 3.31 | 0.23 | 0.66 | 6.79 | 72.2 | 5.1 |
| 1807 | 1.03 | 3.15 | 0.19 | 0.50 | 6.72 | 16.6 | 4.9 |
| 2164 | 1.12 | 3.11 | 0.18 | 0.35 | 6.89 | 17.4 | 4.8 |
| 2472 | 1.05 | 3.13 | 0.16 | 0.30 | 7.74 | 18.7 | 4.6 |
| 3142 | 1.09 | 3.17 | 0.15 | 0.24 | 8.05 | 23.1 | 4.7 |
| 3863 | 1.05 | 2.71 | .014 | 0.18 | 8.13 | 21.6 | 4.1 |

10.22 Data from Test 222

| Reaction Time (h) | Soluble NaTPB (mmol/L) | 3PB (mmol/L) | 2PB (mmol/L) | 1PB (mmol/L) | Phenol (mmol/L) | Soluble Boron (mmol/L) | Soluble Organic Boron (mmol/L) |
|-------------------|------------------------|--------------|--------------|--------------|-----------------|------------------------|--------------------------------|
| 16 | 1.22 | 4.08 | 2.61 | 2.87 | 2.79 | 11.6 | 10.8 |
| 87 | 1.07 | 4.18 | 2.28 | 2.73 | 2.75 | 11.7 | 10.3 |
| 157 | 1.05 | 4.04 | 1.81 | 3.03 | 3.42 | 11.8 | 9.9 |
| 322 | 0.92 | 3.75 | 1.34 | 3.08 | 4.19 | 13.0 | 9.1 |
| 487 | 1.00 | 3.61 | 1.39 | 2.94 | 4.96 | 14.2 | 8.9 |
| 651 | 0.85 | 3.91 | 2.24 | 3.51 | 5.77 | 16.1 | 10.5 |
| 811 | 0.81 | 6.80 | 4.08 | 3.81 | 5.98 | 22.2 | 15.5 |
| 976 | 0.75 | 9.48 | 6.24 | 4.07 | 7.29 | 26.8 | 20.5 |
| 1140 | 0.65 | 10.39 | 7.14 | 4.31 | 5.91 | 30.9 | 22.5 |
| 1307 | 0.43 | 11.32 | 8.97 | 5.14 | 9.98 | 34.1 | 25.9 |
| 1521 | 0.08 | 10.62 | 9.69 | 7.47 | 7.66 | 33.1 | 27.9 |
| 1830 | 0.03 | 7.62 | 7.68 | 9.61 | 18.69 | 38.4 | 24.9 |
| 2190 | 0.03 | 6.03 | 4.32 | 9.78 | 10.82 | 40.1 | 20.2 |
| 2501 | 0.03 | 6.03 | 2.26 | 8.34 | 12.84 | 40.5 | 16.7 |

10.23 Data from Test 223

| Reaction Time (h) | Soluble NaTPB (mmol/L) | 3PB (mmol/L) | 2PB (mmol/L) | 1PB (mmol/L) | Phenol (mmol/L) | Soluble Boron (mmol/L) | Soluble Organic Boron (mmol/L) |
|-------------------|------------------------|--------------|--------------|--------------|-----------------|------------------------|--------------------------------|
| 18 | 1.12 | 4.27 | 2.84 | 3.12 | 2.58 | 11.8 | 11.3 |
| 67 | 1.12 | 4.33 | 2.47 | 2.70 | 2.52 | 11.6 | 10.6 |
| 136 | 1.12 | 4.18 | 2.01 | 3.06 | 3.17 | 12.5 | 10.4 |
| 300 | 1.03 | 4.25 | 0.71 | 3.16 | 4.03 | 13.1 | 9.2 |
| 465 | 1.06 | 4.38 | 0.52 | 2.70 | 4.49 | 13.0 | 8.7 |
| 628 | 1.01 | 4.24 | 0.38 | 1.83 | 4.81 | 13.5 | 7.5 |
| 788 | 0.94 | 4.19 | 0.32 | 1.66 | 5.19 | 13.5 | 7.1 |
| 1118 | 1.02 | 4.12 | 0.33 | 1.23 | 5.77 | 10.5 | 6.7 |
| 1497 | 0.91 | 4.20 | 0.35 | 0.84 | 6.63 | 79.4 | 6.3 |
| 1807 | 1.02 | 4.16 | 0.31 | 0.68 | 6.36 | 18.9 | 6.2 |
| 2164 | 1.10 | 4.28 | 0.30 | 0.85 | 7.25 | 19.3 | 6.5 |
| 2472 | 1.16 | 4.45 | 0.25 | 0.44 | 7.31 | 21.0 | 6.3 |
| 3142 | 1.14 | 4.41 | 0.19 | 0.30 | 8.38 | 26.2 | 6.0 |
| 3863 | 1.06 | 3.84 | 0.15 | 0.21 | 8.64 | 23.8 | 5.3 |

10.24 Data from Test 224

| Reaction Time (h) | Soluble NaTPB (mmol/L) | 3PB (mmol/L) | 2PB (mmol/L) | 1PB (mmol/L) | Phenol (mmol/L) | Soluble Boron (mmol/L) | Soluble Organic Boron (mmol/L) | Soluble Potassium (mmol/L) |
|-------------------|------------------------|--------------|--------------|--------------|-----------------|------------------------|--------------------------------|----------------------------|
| 16 | 1.22 | 4.04 | 2.57 | 2.99 | 2.82 | 11.6 | 10.8 | |
| 87 | 1.14 | 4.13 | 2.40 | 2.76 | 2.64 | 11.5 | 10.4 | |
| 157 | 1.20 | 4.15 | 2.04 | 3.21 | 3.20 | 11.7 | 10.6 | |
| 322 | 0.91 | 4.77 | 2.43 | 3.89 | 4.21 | 15.8 | 12.0 | |
| 487 | 0.95 | 8.52 | 4.76 | 4.26 | 4.25 | 23.1 | 18.5 | |
| 651 | 0.79 | 10.72 | 6.91 | 4.41 | 4.49 | 26.8 | 22.8 | |
| 811 | 0.67 | 12.22 | 8.29 | | | 31.5 | 21.2 | |
| 976 | 0.27 | 12.75 | 10.47 | 6.39 | 6.66 | 36.7 | 29.9 | |
| 1140 | <0.03 | 9.30 | 11.10 | 6.97 | 5.13 | 35.5 | 27.4 | < 2.16 |
| 1307 | <0.03 | 7.26 | 12.25 | 8.40 | 7.37 | 35.8 | 27.9 | 0.00 |
| 1521 | <0.03 | 5.24 | 13.38 | 11.08 | 6.72 | 33.7 | 29.7 | 0.12 |
| 1830 | <0.03 | 2.86 | 9.81 | 13.69 | 10.24 | 40.5 | 26.4 | 0.25 |
| 2190 | <0.03 | 1.88 | 4.40 | 13.49 | 10.75 | 39.1 | 19.8 | 0.20 |
| 2501 | <0.03 | 1.65 | 1.85 | 10.69 | 12.78 | 40.5 | 14.2 | 0.25 |

10.25 Data from Test 225

| Reaction Time (h) | Soluble NaTPB (mmol/L) | 3PB (mmol/L) | 2PB (mmol/L) | 1PB (mmol/L) | Phenol (mmol/L) | Soluble Boron (mmol/L) | Soluble Organic Boron (mmol/L) |
|-------------------|------------------------|--------------|--------------|--------------|-----------------|------------------------|--------------------------------|
| 16 | 1.25 | 4.27 | 2.72 | 2.58 | 2.56 | 11.6 | 10.8 |
| 87 | 1.22 | 4.40 | 2.31 | 2.80 | 2.62 | 11.5 | 10.7 |
| 157 | 1.09 | 4.25 | 1.86 | 2.85 | 3.12 | 12.2 | 10.1 |
| 322 | 0.99 | 4.02 | 0.90 | 2.92 | 3.98 | 12.8 | 8.8 |
| 487 | 1.15 | 4.06 | 0.49 | 2.27 | 4.74 | 13.4 | 8.0 |
| 651 | 1.04 | 3.97 | 0.35 | 1.82 | 5.15 | 12.7 | 7.2 |
| 811 | 1.07 | 3.89 | 0.26 | 1.70 | 5.84 | 13.6 | 6.9 |
| 1140 | 1.01 | 3.42 | 0.19 | 0.98 | 6.62 | 15.0 | 5.6 |
| 1521 | 0.98 | 33.74 | 0.21 | 0.60 | 6.99 | 17.3 | 5.5 |
| 1830 | 1.08 | 3.42 | 0.23 | 0.46 | 9.58 | 17.9 | 5.2 |
| 2190 | 1.06 | 3.32 | 0.19 | 0.36 | 7.69 | 17.9 | 4.9 |
| 2501 | 1.25 | 3.81 | 0.16 | 0.30 | 8.11 | 19.3 | 5.5 |
| 3169 | 1.08 | 3.44 | 0.14 | 0.23 | 8.55 | 24.1 | 4.9 |
| 3890 | 1.15 | 3.09 | 0.16 | 0.19 | 8.69 | 29.6 | 4.6 |

10.26 Data from Test 226

| Reaction Time (h) | Soluble NaTPB (mmol/L) | 3PB (mmol/L) | 2PB (mmol/L) | 1PB (mmol/L) | Phenol (mmol/L) | Soluble Boron (mmol/L) | Soluble Organic Boron (mmol/L) |
|-------------------|------------------------|--------------|--------------|--------------|-----------------|------------------------|--------------------------------|
| 16 | 1.19 | 4.26 | 2.74 | 2.48 | 2.54 | 11.3 | 10.7 |
| 87 | 1.18 | 4.60 | 2.34 | 2.80 | 2.79 | 11.5 | 10.9 |
| 157 | 1.03 | 4.27 | 1.92 | 2.96 | 3.39 | 11.6 | 10.2 |
| 322 | 0.98 | 4.12 | 1.09 | 2.91 | 4.15 | 12.7 | 9.1 |
| 487 | 1.19 | 4.23 | 0.70 | 2.46 | 4.88 | 13.8 | 8.6 |
| 651 | 0.98 | 3.88 | 0.52 | 2.16 | 5.34 | 12.9 | 7.5 |
| 811 | 1.10 | 4.04 | 0.39 | 1.87 | 5.80 | 13.3 | 7.4 |
| 1140 | 0.99 | 3.38 | 0.15 | 1.14 | 7.09 | 14.2 | 5.7 |
| 1521 | 1.03 | 3.54 | 0.19 | 0.66 | 7.36 | 17.4 | 5.4 |
| 1830 | 1.06 | 3.33 | 0.19 | 0.47 | 10.15 | 18.2 | 5.0 |
| 2190 | 1.12 | 3.20 | 0.17 | 0.34 | 8.00 | 18.0 | 4.8 |
| 2501 | 1.18 | 3.46 | 0.05 | 0.27 | 8.20 | 19.4 | 5.0 |
| 3169 | 1.10 | 3.30 | 0.14 | 0.21 | 9.14 | 25.1 | 4.7 |
| 3890 | 1.19 | 2.96 | 0.18 | 0.019 | 9.50 | 29.4 | 4.5 |

10.27 Data from Test 227

| Reaction Time (h) | Soluble NaTPB (mmol/L) | 3PB (mmol/L) | 2PB (mmol/L) | 1PB (mmol/L) | Phenol (mmol/L) | Soluble Boron (mmol/L) | Soluble Organic Boron (mmol/L) |
|-------------------|------------------------|--------------|--------------|--------------|-----------------|------------------------|--------------------------------|
| 16 | 1.24 | 4.25 | 2.76 | 2.57 | 2.64 | 12.3 | 10.8 |
| 87 | 1.14 | 4.39 | 2.35 | 2.82 | 2.59 | 11.5 | 10.7 |
| 157 | 1.08 | 4.24 | 1.84 | 3.00 | 3.13 | 12.0 | 10.2 |
| 322 | 0.97 | 3.96 | 1.08 | 2.85 | 3.91 | 12.7 | 8.9 |
| 487 | 1.16 | 4.14 | 0.53 | 2.34 | 4.71 | 13.5 | 8.2 |
| 651 | 1.08 | 3.93 | 0.35 | 1.88 | 5.29 | 13.5 | 7.2 |
| 811 | 1.02 | 3.82 | 0.27 | 1.64 | 5.70 | 13.8 | 6.7 |
| 1140 | 1.00 | 3.39 | 0.15 | 0.95 | 7.31 | 14.9 | 5.5 |
| 1521 | 0.94 | 3.53 | 0.19 | 0.58 | 7.12 | 17.0 | 5.2 |
| 1830 | 1.07 | 3.35 | 0.19 | 0.47 | 9.92 | 18.7 | 5.1 |
| 2190 | 1.10 | 3.26 | 0.19 | 0.32 | 7.76 | 18.1 | 4.9 |
| 2501 | 1.27 | 3.58 | 0.14 | 0.27 | 8.20 | 19.9 | 5.3 |
| 3169 | 1.08 | 3.37 | 0.14 | 0.25 | 9.06 | 25.4 | 4.8 |
| 3890 | 1.11 | 2.92 | 0.15 | 0.17 | 9.31 | 31.4 | 4.4 |

10.28 Data from Test 228

| Reaction Time (h) | Soluble NaTPB (mmol/L) | 3PB (mmol/L) | 2PB (mmol/L) | 1PB (mmol/L) | Phenol (mmol/L) | Soluble Boron (mmol/L) | Soluble Organic Boron (mmol/L) | Soluble Potassium (mmol/L) |
|-------------------|------------------------|--------------|--------------|--------------|-----------------|------------------------|--------------------------------|----------------------------|
| 16 | 1.14 | 4.27 | 2.75 | 2.53 | 2.21 | 11.7 | 10.7 | |
| 87 | 1.13 | 4.14 | 2.16 | 2.86 | 2.81 | 11.4 | 10.3 | |
| 157 | 1.08 | 3.99 | 1.58 | 3.16 | 3.58 | 12.0 | 9.8 | |
| 322 | 1.00 | 4.34 | 1.79 | 3.15 | 4.28 | 14.1 | 10.3 | |
| 487 | 0.90 | 6.85 | 4.20 | 3.63 | 4.76 | 21.2 | 15.6 | |
| 651 | 0.78 | 8.78 | 6.24 | 4.93 | 5.17 | 25.0 | 20.7 | |
| 811 | 0.63 | 10.70 | 7.20 | 5.94 | 6.27 | 30.3 | 24.5 | |
| 976 | 0.21 | 10.48 | 9.27 | 7.07 | 7.90 | 33.2 | 27.0 | |
| 1140 | < 0.03 | 8.26 | 10.95 | 8.50 | 6.16 | 35.4 | 27.7 | <2.24 |
| 1307 | < 0.03 | 5.49 | 11.01 | 10.04 | 6.60 | 37.2 | 26.6 | |
| 1521 | <0.03 | 3.52 | 11.25 | 12.79 | 7.71 | 36.7 | 27.6 | 0.13 |
| 1830 | <0.03 | 2.198 | 6.08 | 13.79 | 11.03 | 40.8 | 22.1 | 0.27 |
| 2190 | <0.03 | 1.59 | 2.53 | 11.62 | 11.45 | 38.7 | 15.8 | |
| 2501 | < 0.03 | 1.43 | 1.09 | 8.74 | 13.80 | 40.5 | 11.3 | 0.28 |

10.29 Data from Test 229

| Reaction Time (h) | Soluble NaTPB (mmol/L) | 3PB (mmol/L) | 2PB (mmol/L) | 1PB (mmol/L) | Phenol (mmol/L) | Soluble Boron (mmol/L) | Soluble Organic Boron (mmol/L) |
|-------------------|------------------------|--------------|--------------|--------------|-----------------|------------------------|--------------------------------|
| 18 | 0.97 | 4.04 | 2.70 | 3.75 | 2.87 | 11.9 | 11.5 |
| 69 | 0.86 | 4.05 | 2.43 | 2.96 | 2.83 | 11.7 | 10.3 |
| 141 | 0.77 | 4.17 | 3.15 | 3.99 | 3.70 | 14.9 | 12.1 |
| 309 | 0.70 | 4.72 | 6.29 | 5.04 | 3.46 | 20.3 | 16.8 |
| 473 | 0.53 | 4.29 | 3.67 | 6.28 | 4.91 | 22.5 | 14.8 |
| 641 | 0.38 | 3.46 | 2.26 | 5.89 | 6.30 | 24.2 | 12.0 |
| 810 | 0.33 | 3.28 | 1.86 | 5.68 | 8.13 | 27.3 | 11.2 |
| 978 | 0.56 | 3.58 | 1.29 | 4.66 | 10.18 | 30.7 | 10.1 |
| 1145 | 0.40 | 3.48 | 1.45 | 4.69 | 11.37 | 28.5 | 10.0 |
| 1314 | 0.23 | 3.18 | 1.71 | 4.49 | 12.57 | 35.7 | 9.6 |
| 1530 | 0.31 | 3.31 | 1.98 | 4.83 | 15.28 | 39.5 | 10.4 |
| 1841 | 0.19 | 2.62 | 2.41 | 4.95 | 15.05 | 50.2 | 10.2 |
| 2199 | 0.07 | 1.40 | 2.44 | 5.97 | 19.60 | 71.5 | 9.9 |
| 2507 | 0.03 | 0.36 | 2.34 | 7.33 | 21.74 | 91.0 | 10.1 |

10.30 Data from Test 230

| Reaction Time (h) | Soluble NaTPB (mmol/L) | 3PB (mmol/L) | 2PB (mmol/L) | 1PB (mmol/L) | Phenol (mmol/L) | Soluble Boron (mmol/L) | Soluble Organic Boron (mmol/L) |
|-------------------|------------------------|--------------|--------------|--------------|-----------------|------------------------|--------------------------------|
| 18 | 0.97 | 4.08 | 2.71 | 3.94 | 3.01 | 12.3 | 11.7 |
| 69 | 0.93 | 4.02 | 2.40 | 3.17 | 2.94 | 11.7 | 10.5 |
| 141 | 0.76 | 0.31 | 4.82 | 3.94 | 3.80 | 14.5 | 9.8 |
| 309 | 0.40 | 5.77 | 6.16 | 5.76 | 3.95 | 23.9 | 18.1 |
| 473 | 0.51 | 5.10 | 4.57 | 7.21 | 4.97 | 26.5 | 17.4 |
| 641 | 0.40 | 4.49 | 2.99 | 6.98 | 5.99 | 28.7 | 14.9 |
| 810 | 0.44 | 4.44 | 2.73 | 6.65 | 7.34 | 30.7 | 14.3 |
| 978 | 0.48 | 4.05 | 2.63 | 6.07 | 8.21 | 33.4 | 13.2 |
| 1145 | 0.49 | 3.81 | 2.49 | 6.54 | 9.35 | 27.0 | 13.3 |
| 1314 | 0.71 | 3.86 | 2.54 | 6.46 | 10.54 | 40.1 | 13.6 |
| 1530 | 0.51 | 3.55 | 2.70 | 6.51 | 13.06 | 37.8 | 13.3 |
| 1841 | 0.29 | 2.93 | 2.93 | 6.78 | 13.01 | 48.2 | 12.9 |
| 2199 | 0.12 | 1.64 | 3.09 | 6.62 | 14.47 | 51.8 | 11.5 |
| 2507 | 0.10 | 0.90 | 3.20 | 7.32 | 16.18 | 61.1 | 11.5 |

10.31 Data from Test 231

| Reaction Time (h) | Soluble NaTPB (mmol/L) | 3PB (mmol/L) | 2PB (mmol/L) | 1PB (mmol/L) | Phenol (mmol/L) | Soluble Boron (mmol/L) | Soluble Organic Boron (mmol/L) | Soluble Potassium (mmol/L) |
|-------------------|------------------------|--------------|--------------|--------------|-----------------|------------------------|--------------------------------|----------------------------|
| 16 | 1.34 | 4.12 | 2.60 | 2.99 | 2.88 | 12.0 | 11.1 | |
| 87 | 1.20 | 4.05 | 2.49 | 2.98 | 2.71 | 11.7 | 10.7 | |
| 157 | 1.13 | 4.06 | 2.57 | 3.55 | 3.49 | 12.7 | 11.3 | |
| 322 | 0.91 | 9.81 | 4.97 | 3.94 | 4.11 | 22.4 | 19.6 | |
| 487 | 0.98 | 11.62 | 5.99 | 4.58 | 3.92 | 24.9 | 23.2 | |
| 651 | 0.83 | 12.69 | 6.98 | 4.90 | 4.28 | 28.4 | 25.4 | |
| 811 | 0.66 | 13.80 | 8.18 | 5.38 | 5.16 | 31.9 | 28.0 | |
| 976 | 0.40 | 14.22 | 9.42 | 5.36 | 5.19 | 34.1 | 29.4 | |
| 1140 | 0.07 | 12.07 | 10.03 | 5.80 | 3.73 | 35.3 | 28.0 | |
| 1307 | < 0.03 | 10.18 | 11.09 | 7.61 | 7.62 | 31.8 | 28.9 | 0.00 |
| 1521 | <0.03 | 8.96 | 10.04 | 10.26 | 6.82 | 38.1 | 29.3 | 0.09 |
| 1830 | <0.03 | 6.52 | 5.72 | 11.61 | 15.30 | 40.7 | 23.9 | 0.19 |
| 2190 | <0.03 | 5.54 | 3.13 | 10.25 | 10.369 | 37.1 | 19.0 | 0.12 |
| 2501 | <0.03 | 5.04 | 1.59 | 7.93 | 12.18 | 41.4 | 14.6 | 0.17 |

10.32 Data from Test 232

| Reaction Time (h) | Soluble NaTPB (mmol/L) | 3PB (mmol/L) | 2PB (mmol/L) | 1PB (mmol/L) | Phenol (mmol/L) | Soluble Boron (mmol/L) | Soluble Organic Boron (mmol/L) |
|-------------------|------------------------|--------------|--------------|--------------|-----------------|------------------------|--------------------------------|
| 18 | 25.01 | 4.68 | 3.34 | 3.23 | 2.70 | 32.8 | 36.3 |
| 67 | 24.04 | 4.84 | 2.98 | 2.57 | 2.24 | 33.2 | 34.4 |
| 136 | 25.17 | 5.10 | 2.99 | 2.71 | 2.57 | 34.8 | 36.0 |
| 300 | 13.29 | 5.03 | 2.64 | 2.85 | 3.08 | 33.0 | 23.8 |
| 465 | 24.22 | 5.03 | 2.14 | 2.76 | 3.40 | 34.0 | 34.2 |
| 628 | 23.48 | 4.96 | 2.01 | 2.78 | 4.13 | 33.8 | 33.2 |
| 788 | 25.70 | 5.06 | 1.86 | 2.99 | 4.39 | 32.4 | 35.6 |
| 1118 | 25.57 | 4.90 | 1.51 | 2.80 | 5.04 | 29.2 | 34.8 |
| 1497 | 26.94 | 5.17 | 1.29 | 2.49 | 7.50 | 31.8 | 35.9 |
| 1807 | 26.41 | 5.10 | 1.08 | 2.37 | 5.582 | 34.7 | 35.0 |
| 2164 | 0.00 | 0.00 | 0.00 | 0.00 | 0.00 | 32.7 | 0.0 |
| 2472 | 0.50 | 5.74 | 52.18 | 1.76 | 6.79 | 35.0 | 60.2 |
| 3142 | 27.29 | 5.63 | 0.80 | 1.85 | 7.87 | 34.7 | 35.6 |
| 3863 | 25.28 | 5.20 | 0.71 | 1.50 | 8.07 | 27.6 | 32.7 |

10.33 Data from Test 233

| Reaction Time (h) | Soluble NaTPB (mmol/L) | 3PB (mmol/L) | 2PB (mmol/L) | 1PB (mmol/L) | Phenol (mmol/L) | Soluble Boron (mmol/L) | Soluble Organic Boron (mmol/L) |
|-------------------|------------------------|--------------|--------------|--------------|-----------------|------------------------|--------------------------------|
| 16 | 23.50 | 3.11 | 3.63 | 3.92 | 3.10 | 33.4 | 34.2 |
| 87 | 23.74 | 4.79 | 3.26 | 3.15 | 2.47 | 32.5 | 34.9 |
| 157 | 25.01 | 4.68 | 3.34 | 3.64 | 3.21 | 33.8 | 36.7 |
| 322 | 24.93 | 4.44 | 3.58 | 3.01 | 3.34 | 35.7 | 36.0 |
| 487 | 23.15 | 4.49 | 3.03 | 3.26 | 3.63 | 31.8 | 33.9 |
| 651 | 22.20 | 4.90 | 2.51 | 3.30 | 4.04 | 32.8 | 32.9 |
| 811 | 22.33 | 5.00 | 2.30 | 3.34 | 6.40 | 34.1 | 33.0 |
| 1140 | 21.04 | 5.34 | 2.48 | 3.37 | 5.90 | 33.5 | 32.2 |
| 1307 | 21.21 | 6.29 | 2.90 | 3.48 | 5.72 | 34.9 | 33.9 |
| 1521 | 19.41 | 7.43 | 3.92 | 5.22 | 7.10 | 35.6 | 36.0 |
| 1830 | 25.84 | 0.00 | 0.00 | 0.00 | 0.00 | 34.3 | 25.8 |
| 2190 | 11.44 | 8.64 | 7.86 | 5.95 | 8.75 | 33.2 | 33.9 |
| 2501 | 8.20 | 8.61 | 8.38 | 6.57 | 10.56 | 34.1 | 31.8 |
| 3169 | 3.43 | 7.36 | 9.47 | 7.96 | 14.04 | 35.9 | 28.2 |
| 3890 | 0.70 | 3.10 | 8.91 | 7.86 | 16.40 | 38.2 | 20.6 |

10.34 Data from Test 234

| Reaction Time (h) | Soluble NaTPB (mmol/L) | 3PB (mmol/L) | 2PB (mmol/L) | 1PB (mmol/L) | Phenol (mmol/L) | Soluble Boron (mmol/L) | Soluble Organic Boron (mmol/L) | Soluble Potassium (mmol/L) |
|-------------------|------------------------|--------------|--------------|--------------|-----------------|------------------------|--------------------------------|----------------------------|
| 17 | 1.59 | 3.56 | 2.46 | 3.18 | 2.31 | 11.8 | 10.8 | |
| 90 | 1.60 | 2.84 | 2.52 | 4.84 | 3.23 | 12.9 | 11.8 | |
| 157 | 1.62 | 4.24 | 4.79 | 3.67 | 2.90 | 15.3 | 14.3 | |
| 249 | 1.54 | 3.44 | 5.43 | 5.41 | 3.72 | 18.1 | 15.8 | |
| 413 | 0.41 | 6.17 | 12.62 | 8.61 | 4.39 | 29.5 | 27.8 | |
| 578 | < 0.03 | 1.97 | 14.20 | 12.54 | 4.26 | 32.1 | 28.7 | |
| 742 | < 0.03 | 0.49 | 11.32 | 15.96 | 4.34 | 32.6 | 27.8 | |
| 906 | < 0.03 | 0.09 | 8.68 | 18.19 | 4.59 | 34.4 | 27.0 | |
| 1070 | < 0.03 | < 0.04 | 5.13 | 19.64 | 4.51 | 32.7 | 24.8 | |
| 1234 | < 0.03 | < 0.04 | 2.37 | 19.20 | 4.51 | 35.6 | 21.6 | 1.05 |
| 1397 | < 0.03 | < 0.04 | 0.99 | 18.29 | 4.76 | 36.2 | 19.3 | 1.15 |
| 1611 | < 0.03 | < 0.04 | 0.55 | 15.31 | 5.97 | 34.0 | 15.9 | 1.67 |
| 1919 | < 0.03 | < 0.04 | 0.19 | 11.63 | 7.03 | 34.2 | 11.9 | 1.91 |
| 2277 | < 0.03 | < 0.04 | 0.05 | 7.70 | 8.29 | 37.4 | 7.8 | 1.64 |
| 2586 | < 0.03 | < 0.04 | 0.05 | 5.36 | 9.40 | 39.4 | 5.5 | 1.71 |

10.35 Data from Test 235

| Reaction Time (h) | Soluble NaTPB (mmol/L) | 3PB (mmol/L) | 2PB (mmol/L) | 1PB (mmol/L) | Phenol (mmol/L) | Soluble Boron (mmol/L) | Soluble Organic Boron (mmol/L) | Soluble Potassium (mmol/L) |
|-------------------|------------------------|--------------|--------------|--------------|-----------------|------------------------|--------------------------------|----------------------------|
| 17 | 1.45 | 3.34 | 2.35 | 3.53 | 2.50 | 12.2 | 10.7 | |
| 90 | 1.57 | 2.86 | 2.26 | 5.04 | 3.43 | 12.8 | 11.7 | |
| 177 | 1.50 | 4.17 | 4.69 | 3.67 | 2.89 | 15.2 | 14.0 | |
| 249 | 1.54 | 3.40 | 5.36 | 4.88 | 3.54 | 17.4 | 15.2 | |
| 413 | 0.89 | 4.99 | 9.77 | 8.15 | 4.47 | 26.7 | 23.8 | |
| 578 | < 0.03 | 1.95 | 14.15 | 12.11 | 4.44 | 32.1 | 28.2 | |
| 742 | < 0.03 | 0.43 | 11.85 | 15.58 | 4.56 | 32.6 | 27.9 | |
| 906 | < 0.03 | 0.07 | 8.58 | 18.92 | 4.89 | 34.7 | 27.6 | |
| 1070 | < 0.03 | < 0.04 | 4.42 | 20.22 | 4.99 | 33.0 | 24.7 | |
| 1234 | < 0.03 | < 0.04 | 1.71 | 18.16 | 4.83 | 35.0 | 19.9 | 1.01 |
| 1397 | < 0.03 | < 0.04 | 0.74 | 16.95 | 5.21 | 34.5 | 17.8 | 1.28 |
| 1611 | < 0.03 | < 0.04 | 0.42 | 14.12 | 6.14 | 35.0 | 14.6 | 1.67 |
| 1919 | < 0.03 | < 0.04 | 0.15 | 10.68 | 7.16 | 34.3 | 10.9 | 1.89 |
| 2277 | < 0.03 | < 0.04 | 0.04 | 7.01 | 8.53 | 37.9 | 7.1 | 1.75 |
| 2586 | < 0.03 | < 0.04 | 0.05 | 5.03 | 9.53 | 40.1 | 5.2 | 1.74 |

10.36 Data from Test 236

| Reaction Time (h) | Soluble NaTPB (mmol/L) | 3PB (mmol/L) | 2PB (mmol/L) | 1PB (mmol/L) | Phenol (mmol/L) | Soluble Boron (mmol/L) | Soluble Organic Boron (mmol/L) |
|-------------------|------------------------|--------------|--------------|--------------|-----------------|------------------------|--------------------------------|
| 18 | 5.42 | 4.40 | 2.71 | 3.15 | 2.57 | 16.2 | 15.7 |
| 67 | 5.47 | 4.51 | 2.41 | 2.62 | 2.47 | 15.7 | 15.0 |
| 136 | 5.44 | 4.44 | 2.14 | 2.94 | 3.13 | 17.3 | 15.0 |
| 300 | 5.10 | 4.33 | 1.23 | 3.00 | 3.80 | 16.7 | 13.7 |
| 465 | 5.38 | 4.39 | 0.70 | 2.69 | 4.51 | 16.7 | 13.2 |
| 628 | 4.97 | 4.13 | 0.45 | 2.03 | 4.95 | 17.0 | 11.6 |
| 788 | 5.28 | 4.15 | 0.38 | 1.98 | 5.34 | 16.6 | 11.8 |
| 1118 | 5.17 | 4.00 | 0.25 | 1.52 | 6.17 | 12.9 | 10.9 |
| 1497 | 4.92 | 3.94 | 0.20 | 0.93 | 6.42 | 17.8 | 10.0 |
| 1807 | 5.07 | 3.88 | 0.18 | 0.75 | 6.31 | 20.3 | 9.9 |
| 2164 | 5.33 | 3.94 | 0.18 | 0.51 | 6.78 | 21.0 | 10.0 |
| 2472 | 5.21 | 4.17 | 0.18 | 0.39 | 7.21 | 22.0 | 9.9 |
| 3142 | 5.58 | 4.36 | 0.16 | 0.34 | 8.34 | 25.3 | 10.4 |
| 3863 | 5.36 | 3.92 | 0.16 | 0.20 | 8.30 | 21.5 | 9.6 |

10.37 Data from Test 237

| Reaction Time (h) | Soluble NaTPB (mmol/L) | 3PB (mmol/L) | 2PB (mmol/L) | 1PB (mmol/L) | Phenol (mmol/L) | Soluble Boron (mmol/L) | Soluble Organic Boron (mmol/L) |
|-------------------|------------------------|--------------|--------------|--------------|-----------------|------------------------|--------------------------------|
| 16 | 5.84 | 4.41 | 2.74 | 2.72 | 2.53 | 16.4 | 15.7 |
| 87 | 5.42 | 4.41 | 2.43 | 2.88 | 2.62 | 16.0 | 15.1 |
| 157 | 5.32 | 4.56 | 2.19 | 3.16 | 3.30 | 16.4 | 15.2 |
| 322 | 4.11 | 8.67 | 3.58 | 3.42 | 4.10 | 23.5 | 19.8 |
| 487 | 3.53 | 12.44 | 5.13 | 4.13 | 4.23 | 25.6 | 25.2 |
| 651 | 1.65 | 13.71 | 6.63 | 4.44 | 4.71 | 28.4 | 26.4 |
| 811 | 0.45 | 12.06 | 7.71 | 5.47 | 7.34 | 30.2 | 25.7 |
| 976 | 0.07 | 9.60 | 9.72 | 6.40 | 6.14 | 30.1 | 25.8 |
| 1140 | < 0.03 | 6.60 | 10.00 | 7.34 | 4.95 | 30.8 | 24.0 |
| 1307 | < 0.03 | 4.81 | 10.51 | 8.98 | 6.58 | 32.4 | 24.3 |
| 1521 | < 0.03 | 3.26 | 10.57 | 10.76 | 6.96 | 34.5 | 24.6 |
| 1830 | < 0.03 | 2.43 | 5.69 | 11.91 | 10.54 | 34.9 | 20.1 |
| 2190 | < 0.03 | 2.00 | 2.15 | 10.30 | 11.14 | 34.4 | 14.5 |
| 2501 | < 0.03 | 2.18 | 1.35 | 8.17 | 13.38 | 35.0 | 11.7 |

10.38 Data from Test 238

| Reaction Time (h) | Soluble NaTPB (mmol/L) | 3PB (mmol/L) | 2PB (mmol/L) | 1PB (mmol/L) | Phenol (mmol/L) | Soluble Boron (mmol/L) | Soluble Organic Boron (mmol/L) |
|-------------------|------------------------|--------------|--------------|--------------|-----------------|------------------------|--------------------------------|
| 18 | 0.26 | 4.30 | 2.76 | 3.31 | 2.65 | 10.6 | 10.6 |
| 67 | 0.20 | 4.33 | 2.43 | 2.84 | 2.53 | 10.8 | 9.8 |
| 136 | 0.25 | 4.37 | 1.90 | 3.05 | 3.38 | 11.3 | 9.6 |
| 300 | 0.17 | 3.89 | 0.65 | 2.86 | 4.12 | 11.6 | 7.6 |
| 465 | 0.18 | 3.92 | 0.25 | 2.30 | 4.76 | 11.6 | 6.6 |
| 628 | 0.15 | 3.54 | 0.29 | 1.62 | 5.03 | 12.1 | 5.6 |
| 788 | 0.15 | 3.71 | 0.26 | 1.28 | 5.66 | 12.6 | 5.4 |
| 1118 | 0.16 | 3.27 | 0.23 | 0.98 | 6.30 | 12.8 | 4.6 |
| 1497 | 0.15 | 3.04 | 0.21 | 0.52 | 6.57 | 15.1 | 3.9 |
| 1807 | 0.15 | 2.74 | 0.20 | 0.48 | 7.00 | 17.5 | 3.6 |
| 2164 | 0.17 | 2.60 | 0.18 | 0.36 | 7.41 | 18.2 | 3.3 |
| 2472 | 0.20 | 2.47 | 0.16 | 0.24 | 8.03 | 20.5 | 3.1 |
| 3142 | 0.18 | 2.38 | 0.13 | 0.26 | 8.97 | 26.0 | 3.0 |
| 3863 | 0.12 | 1.76 | 0.12 | 0.20 | 9.17 | 23.6 | 2.2 |

10.39 Data from Test 239

| Reaction Time (h) | Soluble NaTPB (mmol/L) | 3PB (mmol/L) | 2PB (mmol/L) | 1PB (mmol/L) | Phenol (mmol/L) | Soluble Boron (mmol/L) | Soluble Organic Boron (mmol/L) |
|-------------------|------------------------|--------------|--------------|--------------|-----------------|------------------------|--------------------------------|
| 16 | 0.26 | 4.09 | 2.31 | 3.56 | 3.25 | 10.6 | 10.2 |
| 87 | 0.22 | 3.81 | 2.51 | 3.43 | 2.96 | 11.0 | 10.0 |
| 157 | 0.22 | 2.99 | 2.99 | 4.48 | 3.59 | 12.5 | 10.7 |
| 322 | 0.15 | 3.87 | 7.41 | 5.07 | 3.57 | 18.7 | 16.5 |
| 487 | 0.18 | 4.32 | 8.90 | 5.68 | 3.56 | 20.9 | 19.1 |
| 651 | 0.11 | 4.60 | 10.47 | 6.51 | 3.64 | 25.0 | 21.7 |
| 811 | 0.09 | 4.53 | 11.95 | 7.50 | 7.26 | 28.7 | 24.1 |
| 976 | < 0.03 | 4.01 | 12.89 | 7.81 | 4.02 | 29.9 | 24.7 |
| 1140 | < 0.03 | 2.75 | 14.35 | 8.90 | 4.04 | 28.8 | 26.0 |
| 1307 | < 0.03 | 1.14 | 14.65 | 10.11 | 4.21 | 31.6 | 25.9 |
| 1521 | < 0.03 | 0.22 | 14.77 | 12.06 | 4.69 | 36.0 | 27.1 |
| 1830 | < 0.03 | 0.04 | 9.65 | 16.32 | 6.25 | 36.3 | 26.0 |
| 2190 | < 0.03 | 0.04 | 2.87 | 15.13 | 8.37 | 34.3 | 18.1 |
| 2501 | < 0.03 | 0.04 | 0.66 | 10.83 | 10.54 | 36.6 | 11.6 |

10.40 Data from Test 240

| Reaction Time (h) | Soluble NaTPB (mmol/L) | 3PB (mmol/L) | 2PB (mmol/L) | 1PB (mmol/L) | Phenol (mmol/L) | Soluble Boron (mmol/L) | Soluble Organic Boron (mmol/L) |
|-------------------|------------------------|--------------|--------------|--------------|-----------------|------------------------|--------------------------------|
| 18 | 5.48 | 4.47 | 2.75 | 3.12 | 2.57 | 15.8 | 15.8 |
| 67 | 5.35 | 4.42 | 2.40 | 2.60 | 2.34 | 15.4 | 14.8 |
| 136 | 5.53 | 4.54 | 2.21 | 2.93 | 3.08 | 16.3 | 15.2 |
| 300 | 5.12 | 4.41 | 1.14 | 3.19 | 3.79 | 16.7 | 13.9 |
| 465 | 5.36 | 4.43 | 0.74 | 2.51 | 4.59 | 16.5 | 13.0 |
| 628 | 4.87 | 4.13 | 0.46 | 2.08 | 4.92 | 17.4 | 11.5 |
| 788 | 5.30 | 4.21 | 0.38 | 1.22 | 6.14 | 16.6 | 11.1 |
| 1118 | 5.04 | 3.98 | 0.24 | 1.48 | 6.06 | 13.9 | 10.7 |
| 1283 | 4.79 | 3.75 | 0.20 | 1.12 | 6.12 | 18.6 | 9.9 |
| 1497 | 4.82 | 3.96 | 0.20 | 0.96 | 6.42 | 17.7 | 9.9 |
| 1807 | 4.90 | 3.86 | 0.19 | 0.67 | 6.42 | 21.2 | 9.6 |
| 2164 | 5.25 | 4.01 | 0.19 | 0.47 | 6.92 | 20.7 | 9.9 |
| 2472 | 5.01 | 4.14 | 0.19 | 0.32 | 7.59 | 22.3 | 9.7 |
| 3142 | 5.33 | 4.36 | 0.16 | 0.33 | 8.62 | 26.9 | 10.2 |
| 3863 | 5.07 | 3.90 | 0.13 | 0.17 | 8.61 | 23.8 | 9.3 |

10.41 Data from Test 241

| Reaction Time (h) | Soluble NaTPB (mmol/L) | 3PB (mmol/L) | 2PB (mmol/L) | 1PB (mmol/L) | Phenol (mmol/L) | Soluble Boron (mmol/L) | Soluble Organic Boron (mmol/L) |
|-------------------|------------------------|--------------|--------------|--------------|-----------------|------------------------|--------------------------------|
| 16 | 5.65 | 4.28 | 2.66 | 2.65 | 2.47 | 16.1 | 15.2 |
| 87 | 5.28 | 4.35 | 2.30 | 2.83 | 2.68 | 15.5 | 14.8 |
| 157 | 5.22 | 4.48 | 2.03 | 3.08 | 3.47 | 16.8 | 14.8 |
| 322 | 4.54 | 4.68 | 1.67 | 3.05 | 4.17 | 17.6 | 13.9 |
| 487 | 4.62 | 5.40 | 1.88 | 3.10 | 5.03 | 18.1 | 15.0 |
| 651 | 3.21 | 8.42 | 3.47 | 3.43 | 5.77 | 23.8 | 18.5 |
| 811 | 2.32 | 10.29 | 4.76 | 3.86 | 16.48 | 28.2 | 21.2 |
| 976 | 0.92 | 11.04 | 6.32 | 4.04 | 6.99 | 27.7 | 22.3 |
| 1140 | 0.20 | 9.38 | 7.50 | 4.64 | 6.25 | 29.2 | 21.7 |
| 1307 | < 0.03 | 7.28 | 8.49 | 5.66 | 7.18 | 29.2 | 21.5 |
| 1521 | < 0.03 | 7.19 | 6.30 | 7.46 | 8.27 | 32.2 | 21.0 |
| 1830 | <0.03 | 6.15 | 2.99 | 7.32 | 16.13 | 32.7 | 16.5 |
| 2190 | <0.03 | 5.63 | 1.21 | 5.83 | 12.20 | 32.0 | 12.7 |
| 2501 | <0.03 | 6.14 | 0.82 | 4.24 | 14.36 | 32.7 | 11.2 |

10.42 Data from Test 242

| Reaction Time (h) | Soluble NaTPB (mmol/L) | 3PB (mmol/L) | 2PB (mmol/L) | 1PB (mmol/L) | Phenol (mmol/L) | Soluble Boron (mmol/L) | Soluble Organic Boron (mmol/L) |
|-------------------|------------------------|--------------|--------------|--------------|-----------------|------------------------|--------------------------------|
| 18 | 0.24 | 4.26 | 2.72 | 3.08 | 2.53 | 10.3 | 10.3 |
| 67 | 0.24 | 4.29 | 2.27 | 2.78 | 2.54 | 10.2 | 9.6 |
| 136 | 0.25 | 4.41 | 1.46 | 3.16 | 3.57 | 11.5 | 9.3 |
| 300 | 0.20 | 4.16 | 0.63 | 2.80 | 4.34 | 11.6 | 7.8 |
| 465 | 0.17 | 3.87 | 0.36 | 2.13 | 4.97 | 11.1 | 6.5 |
| 628 | 0.17 | 3.68 | 0.25 | 1.53 | 5.44 | 12.1 | 5.6 |
| 788 | 0.15 | 3.58 | 0.20 | 0.80 | 3.22 | 12.2 | 4.7 |
| 1118 | 0.17 | 3.28 | 0.20 | 0.90 | 6.92 | 12.2 | 4.6 |
| 1497 | 0.17 | 3.13 | 0.16 | 0.44 | 6.98 | 14.3 | 3.9 |
| 1807 | 0.17 | 2.85 | 0.15 | 0.35 | 7.26 | 17.2 | 3.5 |
| 2164 | 0.18 | 2.79 | 0.15 | 0.26 | 7.79 | 8.8 | 3.4 |
| 2472 | 0.18 | 2.68 | 0.11 | 0.20 | 8.46 | 19.5 | 3.2 |
| 3142 | 0.18 | 2.69 | 0.12 | 0.23 | 9.34 | 25.8 | 3.2 |
| 3863 | 0.13 | 2.08 | 0.10 | 0.08 | 9.28 | 23.2 | 2.4 |

10.43 Data from Test 243

| Reaction Time (h) | Soluble NaTPB (mmol/L) | 3PB (mmol/L) | 2PB (mmol/L) | 1PB (mmol/L) | Phenol (mmol/L) | Soluble Boron (mmol/L) | Soluble Organic Boron (mmol/L) |
|-------------------|------------------------|--------------|--------------|--------------|-----------------|------------------------|--------------------------------|
| 16 | 0.24 | 3.71 | 1.76 | 4.10 | 3.29 | 10.6 | 9.8 |
| 87 | 0.20 | 3.76 | 2.25 | 3.44 | 2.99 | 10.7 | 9.7 |
| 157 | 0.22 | 3.22 | 2.51 | 4.47 | 3.71 | 12.3 | 10.4 |
| 322 | 0.15 | 3.41 | 6.96 | 5.04 | 3.49 | 19.0 | 15.6 |
| 487 | 0.17 | 3.90 | 8.98 | 6.22 | 3.45 | 21.4 | 19.3 |
| 651 | 0.10 | 4.25 | 10.73 | 7.01 | 3.62 | 25.1 | 22.1 |
| 811 | 0.07 | 3.82 | 11.60 | 8.05 | 3.97 | 28.7 | 23.5 |
| 976 | < 0.03 | 2.71 | 12.80 | 8.55 | 3.80 | 28.9 | 24.1 |
| 1140 | < 0.03 | 1.15 | 12.85 | 10.66 | 5.28 | 30.7 | 24.7 |
| 1307 | < 0.03 | 0.29 | 11.74 | 12.14 | 4.32 | 31.2 | 24.2 |
| 1521 | 0.03 | 0.04 | 9.70 | 14.67 | 4.91 | 33.9 | 24.4 |
| 1830 | < 0.03 | < 0.04 | 5.11 | 16.14 | 5.68 | 35.4 | 21.3 |
| 2190 | < 0.03 | < 0.04 | 1.59 | 13.98 | 7.33 | 31.7 | 15.6 |
| 2501 | < 0.03 | < 0.04 | 0.34 | 9.35 | 8.80 | 36.4 | 9.8 |

11.0 Distribution

Abell, G. E., 704-3N
 Attaway, B. N., 773-A
 Barnes, J. L., 704-3N
 Barnes, M. J., 773-A
 Beck, S. B., 704-3N
 Bibler, N. E., 773-A
 Bragg, T. K., 241-197H
 Brooke, J. N., 773-A
 Britt, T. E., 703-H
 Carlson, J. D., 703-H
 Carter, J. T., 704-25S
 Cauthen, G. L., 241-119H
 Clark, W. C., 704-56H
 Crawford, C. L., 773-41A
 Cussler, Dr. E., 704-3N
 Davis, N. R., 703-H
 Dimenna, R. A., 773-42A
 Doughty, D. E., 704-56H
 Dworjanyan, L. O., 779-2A
 Eibling, R. E., 704-T
 Elder, H. H., 704-S
 Fink, S. D., 773-A
 Fondeur, F. 773-62A
 Fowler, J. R., 704-3N
 Fowler, R. C., 241-152H
 Geeting, M. W., 773-24A
 Griffin, J. C., 773-A
 Hang, T., 773-42A Hay, M. S., 773-A
 Herrara, H. F., 703-H
 Hester, J. R. 703-H
 Hitchler, M. J., CCC-3
 Hobbs, D. T., 773-A
 Holtzscheiter, E. W., 773-A
 Hsu, C. W., 773-A
 Hudson, P. I., 704-3N
 ITP Files c/o Wiest, A. G., 241-119H
 Jacobs, R. A., 704-3N
 Jamison, M. E., 703-H
 Johnson, M. D., 703-H
 Keefer, M. T., 704-56H
 Kirkland, P. S., 703-46A
 Kosiancic, 704-3N
 Landon, L. F., 704-T
 Lewis, B. L., 703-H
 Lex, T. J., 703-H
 Lowe, P. E., 773-41A
 McCabe, D. J., 773-42A
 McCullough, J. W., 703-H
 Melton, W. L., 241-154H
 Miller, M. S., 704-56H
 Monahan, T. M., 703-H
 Montini, M. J., 704-56H
 Morin, J. P., 703-H
 Murphy, 704-3N
 Nash, C. A., 773-42A
 Nelson, L. M., 773-43A
 Papouchado, L. M., 773-A
 Paul, P. K., 773-42A
 Peterson, R. A., 773-A
 Pervis, D. A., 241-152H
 Piccolo, S. F., 704-3N
 Poirier, M. R., 676-T
 Polochko, M. J., 773-A
 Randall, C. T., 704-T
 Rueter, K. J., 706-S
 Rutland, P. L., 704-196N
 Satterfield, R. M., 703-H
 Scott, A. B., 703-H
 Spires, R. H., 703-H
 Stevens, W. E., 773-A
 Suggs, P. C., 704-3N
 Swingle, R. F., 773-A
 Tamosaitis, W. L., 773-A
 Taylor, G. A., 704-196N
 Thomas, J. K., CCC-3
 TIM, 703-43A
 VanPelt, W. B., 676-1T
 Walker, D. D., 773-A
 Watson, Dr. J., 704-3N
 Wilmarth, W. R., 773-42A
 WPTS Files, 773-A, c/o C. Canada, 773-A
 Wright, G. T., 773-A
 Young, J. E., 773-A
 Van Pelt, W. B., 679-T
 Walker, D. D., 773-A
 Walker, W. C., 241-119H
 Wilmarth, W. R., 773-42A
 Wooten, A. L., CCC-3
 Wright, G. T., 773-A
 WPT-LWG Files, 773-A
 TIM (4), 703-43A
 RECORD ADMINISTRATION, 773-52A