

DOE/OR/22160--T23-Vol.2

IITRI Project No. C06787
DOE Contract No. DE-AC05-93OR22161995
April 5, 1996

**DEMONSTRATION, TESTING, & EVALUATION
OF IN SITU HEATING OF SOIL**

Final Report

Volume II
Appendices A to E

RECEIVED

APR 12 1996

OSTI

Submitted to:

U. S. Department of Energy
Oak Ridge Operations Office
P. O. Box 2001
Oak Ridge, Tennessee 37831

Attention: Mr. Johnny Moore

Submitted by:

H. Dev
J. Enk
D. Jones
W. Sabato

IIT Research Institute
10 West 35th Street
Chicago, Illinois 60616-3799

IITRI Project No. C06787
DOE Contract No. DE-AC05-93OR22161995
April 5, 1996

**DEMONSTRATION, TESTING, & EVALUATION
OF IN SITU HEATING OF SOIL**

Final Report

Volume II
Appendices A to E

Submitted to:

U. S. Department of Energy
Oak Ridge Operations Office
P. O. Box 2001
Oak Ridge, Tennessee 37831

Attention: Mr. Johnny Moore

Submitted by:

H. Dev
J. Enk
D. Jones
W. Sabato

IIT Research Institute
10 West 35th Street
Chicago, Illinois 60616-3799

MASTER

DISTRIBUTION OF THIS DOCUMENT IS UNLIMITED *W/W*

FOREWORD

This document is a final report for US DOE contract entitled, "Demonstration Testing and Evaluation of In Situ Soil Heating," Contract No. DE-AC05-93OR22160, IITRI Project No. C06787. This report is presented in two volumes. Volume I contains the technical report and Volume II contains appendices with background information and data.

In this project approximately 300 cu. yd. of clayey soil containing a low concentration plume of volatile organic chemicals was heated in situ by the application of electrical energy. It was shown that as a result of heating the effective permeability of soil to air flow was increased such that in situ soil vapor extraction could be performed. The initial permeability of soil was so low that the soil gas flow rate was immeasurably small even at high vacuum levels. It was demonstrated that the mass flow rate of the volatile organic chemicals was enhanced in the recovered soil gas as a result of heating.

When scaled up, this process can be used for the environmental clean up and restoration of DOE sites contaminated with VOCs and other organic chemicals boiling up to 120° to 130° C in the vadose zone. Although it may applied to many types of soil formations, it is particularly attractive for low permeability clayey soil where conventional in situ venting techniques are limited by low air flow.

Respectfully Submitted,
IIT Research Institute


Harsh Dev

Science Advisor
Energy and Environmental Sciences

Approved:



G. C. Sresty
Manager, Energy and Environmental Sciences

IIT Research Institute

Table of Contents

Appendix	Title	Page
A	Soil Sample Analysis Laboratory Reports	A-1
A.1	Pre-Demonstration Soil Sample Analysis	A-1
A.2	Post-Demonstration Soil Sample Analysis	A-24
B.	Gas Sample Analysis Laboratory Reports	B-1
C.	Soil Temperature Data	C-1
C.1	Temperature of Outer Electrode Row EA	C-1
C.2	Temperature of Central Electrode Row EB	C-1
C.3	Temperature of Outer Electrode Row EC	C-1
C.4	Temperature of Thermowells	C-1
C.5	Selected Temperature Contour Plots	C-1
D.	Comparison of Measured versus Calculated Step Potential	D-1
E.	Total RDDT&E Cost of Project	E-1

Appendix A.

SOIL SAMPLE ANALYSIS LABORATORY REPORTS

A.1 Pre-Demonstration Soil Sample Analysis

Pre-demonstration soil cores obtained in a stainless steel liners were sent to the laboratory for analysis of selected volatile contaminants of concern. USEPA's standard method 8260 was modified to perform these analyses. The soil samples were extracted and the extracts were introduced into a purge trap device prior to injection into a GC/MS system for separation and quantification. The first modification of the method involved the use of the single ion monitoring mode to obtain lower detection limits. The second modification was that the method was used to analyze for ketones. The following VOCs were analyzed by this method:

- Acetone
- 2-Butanone
- 4-methyl-2-pentanone
- Ethyl Benzene
- Toluene
- Benzene
- Carbon Disulfide
- Methylene dichloride
- Tetrachloroethene
- 1,1,1-Trichloroethane
- 1,1,2-Trichloroethane
- Trichloroethene
- 1,1-dichloroethane
- 1,2-dichloroethane
- 1,1,2,2-Tetrachloroethane

A total of 25 unique samples were analyzed in duplicate. Table A-1 is a listing of all the samples giving their Sample ID, Lab. ID and moisture content on as received basis.

Table A-1. Pre-Demonstration Soil Sample ID and Moisture Content				
Bore Hole ID	Sample ID	Depth, ft	Moisture, %, by Wt.	Laboratory ID No.
EA03	EA03U0103-1	1-3	24.62	9181
	EA03U0103-1, Dup	1-3	24.36	9182
	EA03U0810-1	8-10	9.35	9183
	EA03U0810-1, Dup	8-10	11.01	9184
	EA03U1517	15-17	11.57	9185
	EA03U1517, Dup	15-17	3.27	9186
EA09	EA09U0103-1	1-3	27.61	9145
	EA09U0103-1, Dup	1-3	26.14	9146
	EA09U0103-2, dup	1-3	27.79	9148
	EA09U0103-2	1-3	26.22	9147
	EA09U0810-1	8-10	8.68	9149
	EA09U0810-1, Dup	8-10	8.62	9150
EB01	EB01U0103-1, Dup	1-3	23.93	9141
	EB01U0103-1	1-3	20.57	9140
	EB01U0810-1, Dup	8-10	8.95	9143
	EB01U0810-1	8-10	8.99	9142
EB05	EB05U0103-1	1-3	19.22	9136
	EB05U0103-1, Dup	1-3	13.4	9137
	EB05U0810	8-10	10.9	9138
	EB05U0810, Dup	8-10	11.28	9139
EB09	EB09U0103-1	1-3	14.78	9130
	EB09U0103-1, Dup	1-3	13.73	9131
	EB09U0810-1	8-10	7.31	9132
	EB09U0810-1, Dup	8-10	11.15	9133
	EB09U1517, Dup	15-17	19.06	9135
	EB09U1517	15-17	12.66	9134

Table A-1. Pre-Demonstration Soil Sample ID and Moisture Content				
Bore Hole ID	Sample ID	Depth, ft	Moisture, %, by Wt.	Laboratory ID No.
EC02	EC02U0103-2	1-3	26.85	9065
	EC02U0103-1	1-3	25.47	9063
	EC02U0103-1, Dup	1-3	26.02	9064
	EC02U0103-2, Dup	1-3	25.51	9066
	EC02U0507-1, Dup	5-7	15.58	9070
	EC02U0507-1	5-7	23.49	9069
	EC02U0810-1, Dup	8-10	11.01	9074
	EC02U0810-1	8-10	8.26	9073
EC06	EC06U0103-1	1-3	37.77	9053
	EC06U0103-1, Dup	1-3	35.26	9054
	EC06U0507-1, Dup	5-7	10.5	9056
	EC06U0507	5-7	11.36	9055
	EC06U0810-1, Dup	8-10	12.66	9060
	EC06U0810-1	8-10	12.48	9059
EC10	EC10U0103-1	1-3	23.3	9045
	EC10U0103-1, Dup	1-3	29.3	9046
	EC10U0810-1	8-10	21.05	9049
	EC10U0810-1, Dup	8-10	12.09	9050
MW02	MW02U0103-1, Dup	1-3	21.91	9176
	MW02U0103-1	1-3	23.29	9175
	MW02U0810-1, Dup	8-10	8.41	9178
	MW02U0810-1	8-10	8.89	9177
	MW02U1517, Dup	15-17	21.02	9180
	MW02U1517	15-17	11.99	9179

The laboratory report for each of the above samples is presented in the following pages.

LABORATORY REPORT



TEI Analytical, Inc.
7177 N. Austin
Niles, IL 60714-4617
708-647-1345

PREPARED FOR:

PAGE:003 of 004


H. Dev
IIT Research Institute
10 W. 35th Street
Chicago, IL 60616

REPORT#: 00003808
REPORT DATE: 03/13/95
CUST PO#: 7426057

SAMPLE RECEIVED:03/02/95 11:36

PROJECT NO.: C06787 ORNLAC DEMO

	TESTED 03/06/95 TEI# 00009181 EA03U0103-1 -----	TESTED 03/06/95 TEI# 00009182 EA03U0103-1DUP -----	TESTED 03/06/95 TEI# 00009183 EA03U0810-1 -----
Volatiles (8260)	Units expressed as mg/kg		
Acetone	2.31	0.764	1.75
2-Butanone	0.259	0.189	0.172
4-Methyl-2-Pentanone	0.318	<0.005	0.244
Ethyl Benzene	<0.002	<0.002	<0.002
Toluene	0.006	<0.005	<0.005
Benzene	<0.002	<0.002	<0.002
Carbon Disulfide	<0.005	<0.005	<0.005
Methylene Chloride	0.021	0.019	0.024
Tetrachloroethene	<0.005	<0.005	<0.005
1,1,1-Trichloroethane	0.015	<0.005	0.005
1,1,2-Trichloroethane	<0.005	<0.005	<0.005
Trichloroethene	<0.005	<0.005	<0.005
1,1-Dichloroethane	<0.005	<0.005	<0.005
1,2-Dichloroethane	<0.005	<0.005	<0.005
1,1,2,2-Tetrachloroethane	<0.005	<0.005	<0.005
SURROGATES	%RECOVERY	%RECOVERY	%RECOVERY
d4 1,2-Dichloroethane	91	100	98
Bromofluorobenzene	92	88	94


Gayle E. O'Neill, Ph.D.

IIT Research Institute
A-4

LABORATORY REPORT



TEI Analytical, Inc.
7177 N. Austin
Niles, IL 60714-4617
708-647-1345

PREPARED FOR:

PAGE:004 of 004

H. Dev
IIT Research Institute
10 W. 35th Street
Chicago, IL 60616

REPORT#: 00003808
REPORT DATE: 03/13/95
CUST PO#: 7426057

SAMPLE RECEIVED:03/02/95 11:36

PROJECT NO.: C06787 ORNLAC DEMO

	TESTED 03/07/95	TESTED 03/17/95	TESTED 03/07/95
	TEI# 00009184	TEI# 00009185	TEI# 00009186
	EA03U0810-1DUP	EA03U1517	EA03U1517 DUP
	-----	-----	-----
Volatiles (8260)	Units expressed as mg/kg		
Acetone	2.99	4.34.	5.03
2-Butanone	0.227	0.149	0.164
4-Methyl-2-Pentanone	<0.005	<0.005	<0.005
Ethyl Benzene	<0.002	0.032	0.017
Toluene	<0.005	0.042	0.076
Benzene	<0.002	<0.002	0.003
Carbon Disulfide	<0.005	<0.005	<0.005
Methylene Chloride	0.029	0.034	0.035
Tetrachloroethene	<0.005	0.021	0.014
1,1,1-Trichloroethane	<0.005	0.133	0.034
1,1,2-Trichloroethane	<0.005	<0.005	<0.005
Trichloroethene	<0.005	0.018	0.053
1,1-Dichloroethane	<0.005	0.007	0.022
1,2-Dichloroethane	<0.005	<0.005	<0.005
1,1,2,2-Tetrachloroethane	<0.005	0.108	<0.005
SURROGATES	%RECOVERY	%RECOVERY	%RECOVERY
d4 1,2-Dichloroethane	102	104	132
Bromofluorobenzene	98	83	84


Gayle E. O'Neill, Ph.D.

IIT Research Institute
A-5

LABORATORY REPORT



TEI Analytical, Inc.
7177 N. Austin
Niles, IL 60714-4617
708-647-1345

PREPARED FOR:

PAGE:006 of 007

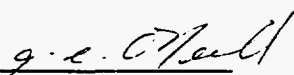
H. Dev
IIT Research Institute
10 W. 35th Street
Chicago, IL 60616

REPORT#: 00003807
REPORT DATE: 03/13/95
CUST PO#: 7426057

SAMPLE RECEIVED:02/25/95 12:21

PROJECT NO.: C06787 ORNL AC Demo

	TESTED 03/03/95	TESTED 03/03/95	TESTED 03/03/95
	TEI# 00009145	TEI# 00009146	TEI# 00009147
	EA09U0103-1	EA09U0103-1DUP	EA09U0103-2
	-----	-----	-----
Volatiles (8260)	Units expressed as mg/kg		
Acetone	3.23	0.246	<0.005
2-Butanone	0.653	0.548	0.537
4-Methyl-2-Pentanone	1.77	1.70	1.62
Ethyl Benzene	0.008	<0.002	<0.002
Toluene	0.039	0.012	0.011
Benzene	<0.002	<0.002	<0.002
Carbon Disulfide	<0.005	<0.005	<0.005
Methylene Chloride	0.070	0.057	0.060
Tetrachloroethene	0.006	<0.005	<0.005
1,1,1-Trichloroethane	0.006	<0.005	<0.005
1,1,2-Trichloroethane	<0.005	<0.005	<0.005
Trichloroethene	0.010	<0.005	<0.005
1,1-Dichloroethane	0.007	<0.005	<0.005
1,2-Dichloroethane	<0.005	<0.005	<0.005
1,1,2,2-Tetrachloroethane	<0.005	<0.005	<0.005
SURROGATES	%RECOVERY	%RECOVERY	%RECOVERY
d4 1,2-Dichloroethane	69	66	73
Bromofluorobenzene	98	96	104


Gayle E. O'Neill, Ph.D.

IIT Research Institute
A-6

LABORATORY REPORT



TEI Analytical, Inc.
7177 N. Austin
Niles, IL 60714-4617
708-647-1345

PREPARED FOR:

PAGE:007 of 007

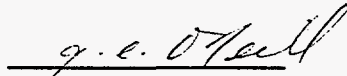
H. Dev
IIT Research Institute
10 W. 35th Street
Chicago, IL 60616

REPORT#: 00003807
REPORT DATE: 03/13/95
CUST PO#: 7426057

SAMPLE RECEIVED:02/25/95 12:21

PROJECT NO.: C06787 ORNL AC Demo

	TESTED 03/03/95	TESTED 03/04/95	TESTED 03/04/95
	TEI# 00009148	TEI# 00009149	TEI# 00009150
	EA09U0103-2DUP	EA09U0810-1	EA09U0810-1DUP
	-----	-----	-----
Volatiles (8260)	Units expressed as mg/kg		
Acetone	<0.005	<0.005	2.90
2-Butanone	0.712	0.479	0.451
4-Methyl-2-Pentanone	2.00	1.31	1.52
Ethyl Benzene	<0.002	<0.002	<0.002
Toluene	0.013	0.009	0.008
Benzene	<0.002	<0.002	<0.002
Carbon Disulfide	<0.005	<0.005	<0.005
Methylene Chloride	0.070	0.061	0.043
Tetrachloroethene	0.005	<0.005	0.005
1,1,1-Trichloroethane	<0.005	<0.005	<0.005
1,1,2-Trichloroethane	<0.005	<0.005	<0.005
Trichloroethene	<0.005	<0.005	<0.005
1,1-Dichloroethane	<0.005	<0.005	<0.005
1,2-Dichloroethane	<0.005	<0.005	<0.005
1,1,2,2-Tetrachloroethane	<0.005	<0.005	<0.005
SURROGATES	%RECOVERY	%RECOVERY	%RECOVERY
d4 1,2-Dichloroethane	69	94	75
Bromofluorobenzene	100	100	94


Gayle E. O'Neill, Ph.D.

IIT Research Institute

A-7

LABORATORY REPORT



TEI Analytical, Inc.
7177 N. Austin
Niles, IL 60714-4617
708-647-1345

PREPARED FOR:

PAGE:004 of 007


H. Dev
IIT Research Institute
10 W. 35th Street
Chicago, IL 60616

REPORT#: 00003807
REPORT DATE: 03/13/95
CUST PO#: 7426057

SAMPLE RECEIVED:02/25/95 12:21

PROJECT NO.: C06787 ORNL AC Demo

	TESTED 03/02/95	TESTED 03/03/95	TESTED 03/03/95
	TEI# 00009139	TEI# 00009140	TEI# 00009141
	E805U0810 DUP	E801U0103-1	E801U0103-10UP
	-----	-----	-----
Volatiles (8260)	Units expressed as mg/kg		
Acetone	3.19	0.190	<0.005
2-Butanone	0.215	0.593	0.626
4-Methyl-2-Pentanone	0.750	1.62	1.70
Ethyl Benzene	0.036	<0.002	<0.002
Toluene	0.077	0.011	0.011
Benzene	0.016	<0.002	<0.002
Carbon Disulfide	<0.005	<0.005	<0.005
Methylene Chloride	0.108	0.071	0.068
Tetrachloroethene	0.012	<0.005	<0.005
1,1,1-Trichloroethane	0.168	<0.005	<0.005
1,1,2-Trichloroethane	<0.005	<0.005	<0.005
Trichloroethene	0.028	<0.005	<0.005
1,1-Dichloroethane	0.018	<0.005	<0.005
1,2-Dichloroethane	<0.005	<0.005	<0.005
1,1,2,2-Tetrachloroethane	<0.005	<0.005	<0.005
SURROGATES	%RECOVERY	%RECOVERY	%RECOVERY
d4 1,2-Dichloroethane	80	93	84
Bromofluorobenzene	101	107	105


Gayle E. O'Neill, Ph.D.

LABORATORY REPORT



TEI Analytical, Inc.
7177 N. Austin
Niles, IL 60714-4617
708-647-1345

PREPARED FOR:

PAGE:005 of 007

H. Dev
IIT Research Institute
10 W. 35th Street
Chicago, IL 60616

REPORT#: 00003807
REPORT DATE: 03/13/95
CUST PO#: 7426057

SAMPLE RECEIVED:02/25/95 12:21

PROJECT NO.: C06787 ORNL AC Demo

	TESTED 03/03/95 TEI# 00009142 EB01U0810-1 -----	TESTED 03/03/95 TEI# 00009143 EB01U0810-1DUP -----	TESTED 03/03/95 TEI# 00009144 DI Water Site Rinse -----
Volatiles (8260)	Units expressed as mg/kg		
Acetone	8.54	12.4	0.264
2-Butanone	0.418	0.403	0.389
4-Methyl-2-Pentanone	0.853	0.844	1.14
Ethyl Benzene	0.002	0.073	<0.002
Toluene	0.012	0.345	0.008
Benzene	<0.002	0.009	<0.002
Carbon Disulfide	<0.005	<0.005	<0.005
Methylene Chloride	0.093	0.245	0.039
Tetrachloroethene	<0.005	0.024	<0.005
1,1,1-Trichloroethane	0.013	0.159	<0.005
1,1,2-Trichloroethane	<0.005	0.005	<0.005
Trichloroethene	<0.005	0.235	<0.005
1,1-Dichloroethane	0.012	0.158	<0.005
1,2-Dichloroethane	<0.005	0.025	<0.005
1,1,2,2-Tetrachloroethane	<0.005	0.023	<0.005
SURROGATES	%RECOVERY	%RECOVERY	%RECOVERY
d4 1,2-Dichloroethane	105	108	79
Bromofluorobenzene	106	98	104


Gayle E. O'Neill, Ph.D.

IIT Research Institute
A-9

LABORATORY REPORT



TEI Analytical, Inc.
7177 N. Austin
Niles, IL 60714-4617
708-647-1345

PREPARED FOR:

PAGE:003 of 007

H. Dev
IIT Research Institute
10 W. 35th Street
Chicago, IL 60616

REPORT#: 00003807
REPORT DATE: 03/13/95
CUST PO#: 7426057

SAMPLE RECEIVED:02/25/95 12:21

PROJECT NO.: C06787 ORNL AC Demo

	TESTED 03/10/95 TEI# 00009136 EB05U0103-1 -----	TESTED 03/02/95 TEI# 00009137 EB05U0103-1DUP -----	TESTED 03/02/95 TEI# 00009138 EB05U0810 -----
Volatiles (8260)	Units expressed as mg/kg		
Acetone	0.976	1.40	8.91
2-Butanone	0.292	0.245	0.238
4-Methyl-2-Pentanone	0.968	0.829	0.732
Ethyl Benzene	<0.002	<0.002	<0.002
Toluene	0.006	0.007	0.008
Benzene	<0.002	<0.002	<0.002
Carbon Disulfide	<0.005	<0.005	<0.005
Methylene Chloride	0.043	0.041	0.098
Tetrachloroethene	<0.005	0.028	<0.005
1,1,1-Trichloroethane	<0.005	<0.005	0.009
1,1,2-Trichloroethane	<0.005	<0.005	<0.005
Trichloroethene	<0.005	<0.005	<0.005
1,1-Dichloroethane	<0.005	<0.005	<0.005
1,2-Dichloroethane	<0.005	<0.005	0.006
1,1,2,2-Tetrachloroethane	<0.005	<0.005	<0.005
SURROGATES	%RECOVERY	%RECOVERY	%RECOVERY
d4 1,2-Dichloroethane	111	77	95
Bromofluorobenzene	115	105	103


Gayle E. O' Neill, Ph.D.

IIT Research Institute
A-10

LABORATORY REPORT



TEI Analytical, Inc.
7177 N. Austin
Niles, IL 60714-4617
708-647-1345

PREPARED FOR:

PAGE:004 of 007

H. Dev
IIT Research Institute
10 W. 35th Street
Chicago, IL 60616

REPORT#: 00003807
REPORT DATE: 03/13/95
CUST PO#: 7426057

SAMPLE RECEIVED:02/25/95 12:21

PROJECT NO.: C06787 ORNL AC Demo

	TESTED 03/02/95	TESTED 03/03/95	TESTED 03/03/95
	TEI# 00009139	TEI# 00009140	TEI# 00009141
	EB05U0810 DUP	EB01U0103-1	EB01U0103-1DUP
	-----	-----	-----
	Units expressed as mg/kg		
Volatiles (8260)			
Acetone	3.19	0.190	<0.005
2-Butanone	0.215	0.593	0.626
4-Methyl-2-Pentanone	0.750	1.62	1.70
Ethyl Benzene	0.036	<0.002	<0.002
Toluene	0.077	0.011	0.011
Benzene	0.016	<0.002	<0.002
Carbon Disulfide	<0.005	<0.005	<0.005
Methylene Chloride	0.108	0.071	0.068
Tetrachloroethene	0.012	<0.005	<0.005
1,1,1-Trichloroethane	0.168	<0.005	<0.005
1,1,2-Trichloroethane	<0.005	<0.005	<0.005
Trichloroethene	0.028	<0.005	<0.005
1,1-Dichloroethane	0.018	<0.005	<0.005
1,2-Dichloroethane	<0.005	<0.005	<0.005
1,1,2,2-Tetrachloroethane	<0.005	<0.005	<0.005
SURROGATES	%RECOVERY	%RECOVERY	%RECOVERY
d4 1,2-Dichloroethane	80	93	84
Bromofluorobenzene	101	107	105


Gayle E. O'Neill, Ph.D.

IIT Research Institute
A-11

LABORATORY REPORT



Environmental, Inc.
7177 N. Austin
Niles, IL 60714-4617
708-647-1345

PREPARED FOR:

PAGE:001 of 007

H. Dev
IIT Research Institute
10 W. 35th Street
Chicago, IL 60616

REPORT#: 00003807
REPORT DATE: 03/13/95
CUST PO#: 7426057

SAMPLE RECEIVED:02/25/95 12:21

PROJECT NO.: C06787 ORNL AC Demo

	TESTED 03/01/95 TEI# 00009130 EB09U0103-1 -----	TESTED 03/01/95 TEI# 00009131 EB09U0103-1DUP -----	TESTED 03/01/95 TEI# 00009132 EB09U0810-1 -----
Volatiles (8260)	Units expressed as mg/kg		
Acetone	<0.005	<0.005	1.43
2-Butanone	0.263	0.281	0.236
4-Methyl-2-Pentanone	<0.005	0.993	0.751
Ethyl Benzene	<0.002	<0.002	<0.002
Toluene	<0.005	0.017	0.006
Benzene	<0.002	<0.002	<0.002
Carbon Disulfide	<0.005	<0.005	<0.005
Methylene Chloride	0.035	0.040	0.032
Tetrachloroethene	0.011	<0.005	<0.005
1,1,1-Trichloroethane	<0.005	<0.005	<0.005
1,1,2-Trichloroethane	<0.005	<0.005	<0.005
Trichloroethene	<0.005	<0.005	<0.005
1,1-Dichloroethane	<0.005	<0.005	<0.005
1,2-Dichloroethane	<0.005	<0.005	<0.005
1,1,2,2-Tetrachloroethane	<0.005	<0.005	<0.005
SURROGATES	%RECOVERY	%RECOVERY	%RECOVERY
d4 1,2-Dichloroethane	78	70	69
Bromofluorobenzene	96	104	106


Gayle E. O' Neill, Ph.D.

IIT Research Institute
A-12

LABORATORY REPORT



TEI Analytical, Inc.
7177 N. Austin
Niles, IL 60714-4617
708-647-1345

PREPARED FOR:

PAGE:002 of 007

H. Dev
IIT Research Institute
10 W. 35th Street
Chicago, IL 60616

REPORT#: 00003807
REPORT DATE: 03/13/95
CUST PO#: 7426057

SAMPLE RECEIVED:02/25/95 12:21

PROJECT NO.: C06787 ORNL AC Demo

	TESTED 03/02/95 TEI# 00009133 EB09U0810-1DUP -----	TESTED 03/02/95 TEI# 00009134 EB09U1517 -----	TESTED 03/02/95 TEI# 00009135 EB09U1517 DUP -----
Volatiles (8260)	Units expressed as mg/kg		
Acetone	13.9	6.38	5.21
2-Butanone	0.313	<0.005	0.328
4-Methyl-2-Pentanone	0.999	<0.005	0.914
Ethyl Benzene	<0.002	0.033	<0.002
Toluene	0.008	0.144	0.014
Benzene	<0.002	0.018	<0.002
Carbon Disulfide	<0.005	<0.005	<0.005
Methylene Chloride	0.036	0.087	0.040
Tetrachloroethene	<0.005	0.028	<0.005
1,1,1-Trichloroethane	<0.005	1.14	0.008
1,1,2-Trichloroethane	<0.005	<0.005	<0.005
Trichloroethene	<0.005	0.090	<0.005
1,1-Dichloroethane	<0.005	0.163	<0.005
1,2-Dichloroethane	<0.005	<0.005	<0.005
1,1,2,2-Tetrachloroethane	<0.005	<0.005	0.067
SURROGATES	%RECOVERY	%RECOVERY	%RECOVERY
d4 1,2-Dichloroethane	71	86	78
Bromofluorobenzene	104	95	105


Gayle E. O' Neill, Ph.D.

IIT Research Institute
A-13

LABORATORY REPORT



TEI Analytical, Inc.
7177 N. Austin
Niles, IL 60714-4617
708-647-1345

PREPARED FOR:

PAGE:004 of 006

H. Dev
IIT Research Institute
10 W. 35th Street
Chicago, IL 60616

REPORT#: 00003769
REPORT DATE: 03/31/95
CUST PO#: 7426057

SAMPLE RECEIVED:02/21/95 10:24

PROJECT No.: C06787

TESTED 03/02/95	TESTED 03/02/95	TESTED 03/02/95
TEI# 00009060	TEI# 00009063	TEI# 00009064
EC06U0810-1DUP	EC02U0103-1	EC02U0103-1DUP

	Units expressed as mg/kg		
Volatiles (8260)			
Acetone	9.95	0.905	<0.005
2-Butanone	1.17	0.309	0.380
4-Methyl-2-Pentanone	1.59	0.492	0.594
Ethyl Benzene	<0.002	<0.002	<0.002
Toluene	0.026	<0.005	0.010
Benzene	<0.002	<0.002	<0.002
Carbon Disulfide	<0.005	<0.005	<0.005
Methylene Chloride	0.228	0.049	0.066
Tetrachloroethene	0.076	0.011	<0.005
1,1,1-Trichloroethane	<0.005	0.018	<0.005
1,1,2-Trichloroethane	<0.005	<0.005	<0.005
Trichloroethene	<0.005	0.018	<0.005
1,1-Dichloroethane	<0.005	0.011	<0.005
1,2-Dichloroethane	<0.005	<0.005	<0.005
1,1,2,2-Tetrachloroethane	0.337	0.141	<0.005
SURROGATES	%RECOVERY	%RECOVERY	%RECOVERY
d4 1,2-Dichloroethane	66	72	73
Bromofluorobenzene	138	97	93


Gayle E. O'Neill, Ph.D.

IIT Research Institute
A-14

LABORATORY REPORT



TEI Analytical, Inc.
7177 N. Austin
Niles, IL 60714-4617
708-647-1345

PREPARED FOR:

PAGE:005 of 006


H. Dev
IIT Research Institute
10 W. 35th Street
Chicago, IL 60616

REPORT#: 00003769
REPORT DATE: 03/31/95
CUST PO#: 7426057

SAMPLE RECEIVED:02/21/95 10:24

PROJECT No.: C06787

	TESTED 03/03/95 TEI# 00009065 EC02U0103-2 -----	TESTED 03/03/95 TEI# 00009066 EC02U0103-2DUP -----	TESTED 03/03/95 TEI# 00009069 EC02U0507-1 -----
Volatiles (8260)	Units expressed as mg/kg		
Acetone	2.72	0.871	1.68
2-Butanone	0.564	0.701	0.553
4-Methyl-2-Pentanone	0.870	1.03	0.798
Ethyl Benzene	0.010	<0.002	<0.002
Toluene	0.018	0.013	0.012
Benzene	0.013	<0.002	<0.002
Carbon Disulfide	<0.005	<0.005	<0.005
Methylene Chloride	0.147	0.151	0.104
Tetrachloroethene	0.010	<0.005	<0.005
1,1,1-Trichloroethane	<0.005	<0.005	<0.005
1,1,2-Trichloroethane	<0.005	<0.005	<0.005
Trichloroethene	0.008	<0.005	<0.005
1,1-Dichloroethane	<0.005	<0.005	<0.005
1,2-Dichloroethane	<0.005	<0.005	<0.005
1,1,2,2-Tetrachloroethane	<0.005	<0.005	<0.005
SURROGATES	%RECOVERY	%RECOVERY	%RECOVERY
d4 1,2-Dichloroethane	69	66	67
Bromofluorobenzene	82	87	69


Gayle E. O' Neill, Ph.D.

IIT Research Institute
A-15

LABORATORY REPORT



TEI Analytical, Inc.
7177 N. Austin
Niles, IL 60714-4617
708-647-1345

PREPARED FOR:

PAGE:006 of 006


H. Dev
IIT Research Institute
10 W. 35th Street
Chicago, IL 60616

REPORT#: 00003769
REPORT DATE: 03/31/95
CUST PO#: 7426057

SAMPLE RECEIVED:02/21/95 10:24

PROJECT No.: C06787

	TESTED 03/03/95	TESTED 03/03/95	TESTED 03/03/95
	TEI# 00009070	TEI# 00009073	TEI# 00009074
	EC02U0507-1DUP	EC02U0810-1	EC02U0810-1DUP
	-----	-----	-----
Volatiles (8260)	Units expressed as mg/kg		
Acetone	7.88	9.32	17.8
2-Butanone	0.600	0.434	1.18
4-Methyl-2-Pentanone	0.090	0.585	0.566
Ethyl Benzene	<0.002	0.088	0.123
Toluene	0.009	0.040	0.068
Benzene	<0.002	0.003	0.002
Carbon Disulfide	<0.005	<0.005	<0.005
Methylene Chloride	0.101	0.099	0.114
Tetrachloroethene	0.025	0.012	0.010
1,1,1-Trichloroethane	<0.005	0.007	0.135
1,1,2-Trichloroethane	<0.005	<0.005	<0.005
Trichloroethene	<0.005	0.019	0.032
1,1-Dichloroethane	<0.005	0.006	0.010
1,2-Dichloroethane	<0.005	<0.005	0.005
1,1,2,2-Tetrachloroethane	0.024	0.692	0.079
SURROGATES	%RECOVERY	%RECOVERY	%RECOVERY
d4 1,2-Dichloroethane	75	82	83
Bromofluorobenzene	90	141	82


Gayle E. O'Neill, Ph.D.

IIT Research Institute
A-16

LABORATORY REPORT



TEI Analytical, Inc.
7177 N. Austin
Niles, IL 60714-4617
708-647-1345

PREPARED FOR:

PAGE:002 of 006

H. Dev
IIT Research Institute
10 W. 35th Street
Chicago, IL 60616

REPORT#: 00003769
REPORT DATE: 03/31/95
CUST POW: 7426057

SAMPLE RECEIVED:02/21/95 10:24

PROJECT No.: C06787

	TESTED 03/02/95	TESTED 03/02/95	TESTED 03/02/95
	TEI# 00009050	TEI# 00009053	TEI# 00009054
	EC10U0810-1DUP	EC06U0103-1	EC06U0103-1DUP
	-----	-----	-----
Volatiles (8260)	Units expressed as mg/kg		
Acetone	1.97	1.18	0.310
2-Butanone	0.405	0.440	0.474
4-Methyl-2-Pentanone	0.661	0.664	0.757
Ethyl Benzene	<0.002	<0.002	<0.002
Toluene	0.008	0.010	0.010
Benzene	<0.002	<0.002	<0.002
Carbon Disulfide	<0.005	<0.005	<0.005
Methylene Chloride	0.059	0.085	0.077
Tetrachloroethene	<0.005	<0.005	<0.005
1,1,1-Trichloroethane	<0.005	<0.005	<0.005
1,1,2-Trichloroethane	<0.005	<0.005	<0.005
Trichloroethene	<0.005	<0.005	<0.005
1,1-Dichloroethane	<0.005	<0.005	<0.005
1,2-Dichloroethane	<0.005	<0.005	<0.005
1,1,2,2-Tetrachloroethane	<0.005	<0.005	<0.005
SURROGATES	%RECOVERY	%RECOVERY	%RECOVERY
d4 1,2-Dichloroethane	70	70	65
Bromofluorobenzene	95	95	89


Gayle E. O' Neill, Ph.D.

LABORATORY REPORT



TEI Analytical, Inc.
7177 N. Austin
Niles, IL 60714-4617
708-647-1345

PREPARED FOR:

PAGE:003 of 006


H. Dev
IIT Research Institute
10 W. 35th Street
Chicago, IL 60616

REPORT#: 00003769
REPORT DATE: 03/31/95
CUST PO#: 7426057

SAMPLE RECEIVED:02/21/95 10:24

PROJECT No.: C06787

	TESTED 03/02/95 TEI# 00009055 EC06U0507-1 -----	TESTED 03/02/95 TEI# 00009056 EC06U0507-1DUP -----	TESTED 03/02/95 TEI# 00009059 EC06U0810-1 -----
Volatiles (8260)	Units expressed as mg/kg		
Acetone	3.36	5.95	6.10
2-Butanone	0.324	0.228	0.326
4-Methyl-2-Pentanone	0.445	0.361	0.436
Ethyl Benzene	<0.002	<0.002	<0.002
Toluene	0.008	0.007	0.026
Benzene	<0.002	<0.002	<0.002
Carbon Disulfide	<0.005	<0.005	<0.005
Methylene Chloride	0.050	0.043	0.060
Tetrachloroethene	<0.005	<0.005	0.011
1,1,1-Trichloroethane	<0.005	<0.005	0.017
1,1,2-Trichloroethane	<0.005	<0.005	<0.005
Trichloroethene	<0.005	<0.005	<0.005
1,1-Dichloroethane	<0.005	<0.005	<0.005
1,2-Dichloroethane	<0.005	<0.005	<0.005
1,1,2,2-Tetrachloroethane	<0.005	<0.005	<0.005
SURROGATES	%RECOVERY	%RECOVERY	%RECOVERY
d4 1,2-Dichloroethane	72	78	72
Bromofluorobenzene	84	99	72


Gayle E. O' Neill, Ph.D.

IIT Research Institute
A-18

LABORATORY REPORT



TEI Analytical, Inc.
7177 N. Austin
Niles, IL 60714-4617
708-647-1345

PREPARED FOR:

PAGE:004 of 006


H. Dev
IIT Research Institute
10 W. 35th Street
Chicago, IL 60616

REPORT#: 00003769
REPORT DATE: 03/31/95
CUST PO#: 7426057

SAMPLE RECEIVED:02/21/95 10:24

PROJECT No.: C05787

	TESTED 03/02/95	TESTED 03/02/95	TESTED 03/02/95
	TEI# 00009060	TEI# 00009063	TEI# 00009064
	EC06U0810-1DUP	EC02U0103-1	EC02U0103-1DUP
	-----	-----	-----
Volatiles (8260)	Units expressed as mg/kg		
Acetone	9.95	0.905	<0.005
2-Butanone	1.17	0.309	0.380
4-Methyl-2-Pentanone	1.59	0.492	0.594
Ethyl Benzene	<0.002	<0.002	<0.002
Toluene	0.026	<0.005	0.010
Benzene	<0.002	<0.002	<0.002
Carbon Disulfide	<0.005	<0.005	<0.005
Methylene Chloride	0.228	0.049	0.066
Tetrachloroethene	0.076	0.011	<0.005
1,1,1-Trichloroethane	<0.005	0.018	<0.005
1,1,2-Trichloroethane	<0.005	<0.005	<0.005
Trichloroethene	<0.005	0.018	<0.005
1,1-Dichloroethane	<0.005	0.011	<0.005
1,2-Dichloroethane	<0.005	<0.005	<0.005
1,1,2,2-Tetrachloroethane	0.337	0.141	<0.005
SURROGATES	%RECOVERY	%RECOVERY	%RECOVERY
d4 1,2-Dichloroethane	66	72	73
Bromofluorobenzene	138	97	93


Gayle E. O'Neill, Ph.D.

IIT Research Institute
A-19

LABORATORY REPORT



TEI Analytical, Inc.
7177 N. Austin
Niles, IL 60714-4617
708-647-1345

PREPARED FOR:

PAGE:001 of 006

H. Dev
IIT Research Institute
10 W. 35th Street
Chicago, IL 60616

REPORT#: 00003769
REPORT DATE: 03/31/95

CUST PO#: 7426057


SAMPLE RECEIVED:02/21/95 10:24

PROJECT No.: C06787

TESTED 03/02/95	TESTED 03/02/95	TESTED 03/02/95
TEI# 00009045	TEI# 00009046	TEI# 00009049
EC10U0103-1	EC10U0103-1DUP	EC10U0810-1

Units expressed as mg/kg

1 Acetone	0.954	0.306	1.40
2 2-Butanone	0.458	0.402	0.452
3 4-Methyl-2-Pentanone	0.727	0.629	0.731
4 Ethyl Benzene	<0.002	<0.002	<0.002
5 Toluene	0.009	0.009	0.085
6 Benzene	<0.002	<0.002	<0.002
7 Carbon Disulfide	<0.005	<0.005	<0.005
8 Methylene Chloride	0.079	0.067	0.063
9 Tetrachloroethene	<0.005	<0.005	<0.005
10 1,1,1-Trichloroethane	<0.005	0.005	<0.005
11 1,1,2-Trichloroethane	<0.005	<0.005	<0.005
12 Trichloroethene	<0.005	<0.005	0.008
13 1,1-Dichloroethane	<0.005	<0.005	<0.005
14 1,2-Dichloroethane	<0.005	<0.005	<0.005
15 1,1,2,2-Tetrachloroethane	<0.005	<0.005	<0.005
SURROGATES	%RECOVERY	%RECOVERY	%RECOVERY
d4 1,2-Dichloroethane	76	70	67
Bromofluorobenzene	99	94	91


Gayle E. O' Neill, Ph.D.

IIT Research Institute
A-20

LABORATORY REPORT



TEI Analytical, Inc.
7177 N. Austin
Niles, IL 60714-4617
708-647-1345

PREPARED FOR:

PAGE:002 of 006


H. Dev
IIT Research Institute
10 W. 35th Street
Chicago, IL 60616

REPORT#: 00003769
REPORT DATE: 03/31/95
CUST PO#: 7426057

SAMPLE RECEIVED:02/21/95 10:24

PROJECT No.: C06787

	TESTED 03/02/95 TEI# 00009050 EC10U0810-1DUP -----	TESTED 03/02/95 TEI# 00009053 EC06U0103-1 -----	TESTED 03/02/95 TEI# 00009054 EC06U0103-1DUP -----
Volatiles (8260)	Units expressed as mg/kg		
Acetone	1.97	1.18	0.310
2-Butanone	0.405	0.440	0.474
4-Methyl-2-Pentanone	0.661	0.664	0.757
Ethyl Benzene	<0.002	<0.002	<0.002
Toluene	0.008	0.010	0.010
Benzene	<0.002	<0.002	<0.002
Carbon Disulfide	<0.005	<0.005	<0.005
Methylene Chloride	0.059	0.085	0.077
Tetrachloroethene	<0.005	<0.005	<0.005
1,1,1-Trichloroethane	<0.005	<0.005	<0.005
1,1,2-Trichloroethane	<0.005	<0.005	<0.005
Trichloroethene	<0.005	<0.005	<0.005
1,1-Dichloroethane	<0.005	<0.005	<0.005
1,2-Dichloroethane	<0.005	<0.005	<0.005
1,1,2,2-Tetrachloroethane	<0.005	<0.005	<0.005
SURROGATES	%RECOVERY	%RECOVERY	%RECOVERY
d4 1,2-Dichloroethane	70	70	65
Bromofluorobenzene	95	95	89


Gayle E. O'Neill, Ph.D.

IIT Research Institute
A-21

LABORATORY REPORT



TEI Analytical, Inc.
7177 N. Austin
Niles, IL 60714-4617
708-647-1345

PREPARED FOR:

PAGE:001 of 004

H. Dev
IIT Research Institute
10 W. 35th Street
Chicago, IL 60616

REPORT#: 00003808
REPORT DATE: 03/13/95
CUST PO#: 7426057

SAMPLE RECEIVED: 03/02/95 11:36

PROJECT NO.: C06787 ORNLAC DEMO

	TESTED 03/06/95 TEI# 00009175 MW02U0103-1 -----	TESTED 03/06/95 TEI# 00009176 MW02U0103-1DUP -----	TESTED 03/06/95 TEI# 00009177 MW02U0810-1 -----
Volatiles (8260)	Units expressed as mg/kg		
Acetone	0.897	0.469	2.35
2-Butanone	0.159	0.234	0.202
4-Methyl-2-Pentanone	0.237	0.284	0.267
Ethyl Benzene	<0.002	<0.002	<0.002
Toluene	<0.005	<0.005	<0.005
Benzene	<0.002	<0.002	<0.002
Carbon Disulfide	<0.005	<0.005	<0.005
Methylene Chloride	0.020	<0.005	0.022
Tetrachloroethene	<0.005	<0.005	<0.005
1,1,1-Trichloroethane	<0.005	<0.005	<0.005
1,1,2-Trichloroethane	<0.005	<0.005	<0.005
Trichloroethene	<0.005	<0.005	<0.005
1,1-Dichloroethane	<0.005	<0.005	<0.005
1,2-Dichloroethane	<0.005	<0.005	<0.005
1,1,2,2-Tetrachloroethane	<0.005	<0.005	<0.005
SURROGATES	%RECOVERY	%RECOVERY	%RECOVERY
d4 1,2-Dichloroethane	104	115	125
Bromofluorobenzene	100	94	100


Gayle E. O'Neill, Ph.D.

IIT Research Institute
A-22

LABORATORY REPORT



TEI Analytical, Inc.
7177 N. Austin
Niles, IL 60714-4617
708-647-1345

PREPARED FOR:

PAGE:002 of 004

H. Dev
IIT Research Institute
10 W. 35th Street
Chicago, IL 60616

REPORT#: 00003808
REPORT DATE: 03/13/95
CUST PO#: 7426057

SAMPLE RECEIVED:03/02/95 11:36

PROJECT NO.: C06787 ORNLAC DEMO

TESTED 03/06/95	TESTED 03/10/95	TESTED 03/06/95
TEI# 00009178	TEI# 00009179	TEI# 00009180
MW02U0810-1DUP	MW02U1517	MW02U1517 DUP

Volatiles (8260)

Units expressed as mg/kg

Acetone	3.17	7.22	4.05
2-Butanone	0.184	0.207	0.185
4-Methyl-2-Pentanone	0.246	0.258	0.242
Ethyl Benzene	<0.002	0.026	0.039
Toluene	<0.005	0.069	0.090
Benzene	<0.002	<0.002	<0.002
Carbon Disulfide	<0.005	<0.005	<0.005
Methylene Chloride	0.033	0.031	0.037
Tetrachloroethene	0.005	0.010	0.015
1,1,1-Trichloroethane	0.007	0.076	1.04
1,1,2-Trichloroethane	<0.005	<0.005	<0.005
Trichloroethene	<0.005	0.083	0.077
1,1-Dichloroethane	<0.005	0.032	0.049
1,2-Dichloroethane	<0.005	<0.005	<0.005
1,1,2,2-Tetrachloroethane	<0.005	1.16	0.039
SURROGATES	%RECOVERY	%RECOVERY	%RECOVERY
d4 1,2-Dichloroethane	114	126	95
Bromofluorobenzene	101	100	87


Gayle E. O'Neill, Ph.D.

IIT Research Institute
A-23

A.2 Post-Demonstration Soil Sample Analysis

At the end of the demonstration, after the soil had cooled down, 12 new borings were made and soil samples were obtained in a lined split spoon sampler. The soil samples in stainless steel liners were sent to the laboratory for analysis by the modified method 8260 as described in section A-1 above. Table A-2 gives a list of the new sample borings, sample ID and laboratory ID numbers. Every sample was analyzed in duplicate as indicated in Table A-2.

Table A-2 Post Demonstration Soil Sample ID and Moisture Content				
Sample Borehole	Sample ID	Sample Depth, ft	Laboratory ID No.	Moisture Content
S201	S02010103	1-3	12583	20.3
	S02010103 Dup	1-3	12584	21.1
	S02010709	7-9	12585	12.8
	S02010709 Dup	7-9	12586	20.4
	S02011315	13-15	12587	21.9
	S02011315 Dup	13-15	12588	19.7
S202	S02020103-1	1-3	12599	26.4
	S02020103-1 Dup	1-3	12600	24.1
	S02020709-1	7-9	12601	26.2
	S02020709-1 Dup	7-9	12602	16.3
	S02021315	13-15	12603	14.9
	S02021315 Dup	13-15	12604	23.5
S203	S02030103-1	1-3	12617	21.6
	S02030103-1 Dup	1-3	12618	19.1
	S02030709	7-9	12619	15.7
	S02030709 Dup	7-9	12620	22.3
	S02031315	13-15	12641	2.7
	S02031315 Dup	13-15	12642	2.8
S204	S02040103	1-3	12611	25.9
	S02040103 Dup	1-3	12612	12.2
	S02040709	7-9	12613	13.3
	S02040709 Dup	7-9	12614	14.8
	S02041315	13-15	12615	5.3
	S02041315 Dup	13-15	12616	16.5

Table A-2 Post Demonstration Soil Sample ID and Moisture Content				
Sample Borehole	Sample ID	Sample Depth, ft	Laboratory ID No.	Moisture Content
S205	S02050103	1-3	12633	18.6
	S02050103 Dup	1-3	12634	15.5
	S02050709-1	7-9	12635	9.7
	S02050709-1 Dup	7-9	12636	10.8
	S02051315-1	13-15	12637	8.8
	S02051315-1 Dup	13-15	12638	10.7
	S02051719	17-19	12639	6.9
	S02051719 Dup	17-19	12640	6.6
S206	S02060103	1-3	12627	27.2
	S02060103 Dup	1-3	12628	26.7
	S02060709	7-9	12629	11.4
	S02060709 Dup	7-9	12630	28.3
	S02061315	13-15	12631	13.0
	S02061315 Dup	13-15	12632	20.8
S207	S207-0103-1	1-3	12477	29.22
	S207-0103-1 Dup	1-3	12577	30.43
	S207-0709-1	7-9	12478	21.8
	S207-0709-1 Dup	7-9	12578	17.9
	S0207-1315-1	13-15	12479	19.6
	S0207-1315-1 Dup	13-15	12579	12.1
S208	S208-1-3-1	1-3	12474	23.5
	S208-1-3-1 Dup	1-3	12574	26.1
	S208-7-9-1	7-9	12475	18.0
	S208-7-9-1 Dup	7-9	12575	16.3
	S208-1315-1	13-15	12476	12.1
	S208-1315-1 Dup	13-15	12576	12.3
S209	S02090103	1-3	12589	23.0
	S02090103 Dup	1-3	12590	23.6
	S02090709	7-9	12591	19.3
	S02090709 Dup	7-9	12592	11.4
	S02091315	13-15	12593	19.4
	S02091315 Dup	13-15	12594	8.1
S210	S02100103-1	1-3	12605	23.1
	S02100103-1 Dup	1-3	12606	21.8
	S02100709	7-9	12607	22.7
	S02100709 Dup	7-9	12608	14.4
	S02101315	13-15	12609	17.2
	S02101315 Dup	13-15	12610	22.6

Table A-2 Post Demonstration Soil Sample ID and Moisture Content				
Sample Borehole	Sample ID	Sample Depth, ft	Laboratory ID No.	Moisture Content
S211	S02110103	1-3	12595	21.2
	S02110103 Dup	1-3	12596	23.8
	S02110709-1	7-9	12597	11.1
	S02110709-1 Dup	7-9	12598	10.2
	S02111315	13-15	12643	21.0
	S02111315 Dup	13-15	12644	14.9
S212	S02120103	1-3	12623	24.4
	S02120103 Dup	1-3	12624	22.8
	S02121315	13-15	12621	19.9
	S02121315 Dup	13-15	12622	20.2

A total of 36 unique post demonstration samples were analyzed. The laboratory reports for these are attached in the following pages.

LABORATORY REPORT



TEI Analytical, Inc.
7177 N. Austin
Niles, IL 60714-4617
708-647-1345

PREPARED FOR:

PAGE:001 of 020


Harsh Dev
IIT Research Institute
10 W. 35th Street
Chicago, IL 60616

REPORT#: 00005104
REPORT DATE: 11/16/95
CUST PO#: 7429630

SAMPLE RECEIVED:09/28/95 10:21

PROJECT: C06787C009

	TESTED 10/02/95	TESTED 10/02/95	TESTED 10/04/95
	TEI# 00012583	TEI# 00012584	TEI# 00012585
	S02010103	S02010103 DUP	S02010709
	-----	-----	-----
Volatiles (8260)	Units expressed as mg/kg		
Acetone	0.693	0.118	<0.005
2-Butanone	0.052	<0.005	<0.005
4-Methyl-2-Pentanone	<0.005	<0.005	<0.005
Ethyl Benzene	<0.002	<0.002	0.067
Toluene	<0.005	<0.005	0.010
Benzene	<0.002	<0.002	<0.002
Carbon Disulfide	<0.005	<0.005	<0.005
Methylene Chloride	0.060	0.040	<0.005
Tetrachloroethene	<0.005	<0.005	0.092
1,1,1-Trichloroethane	0.010	<0.005	0.020
1,1,2-Trichloroethane	<0.005	<0.005	<0.005
Trichloroethene	<0.005	<0.005	0.084
1,1-Dichloroethane	<0.005	<0.005	<0.005
1,2-Dichloroethane	-----	-----	-----
1,1,2,2-Tetrachloroethane	<0.005	<0.005	<0.005
SURROGATES	%RECOVERY	%RECOVERY	% RECOVERY
d4 1,2-Dichloroethane	158	140	137
Bromofluorobenzene	111	114	130
%SOLIDS	79.73	78.95	87.16


Gayle E. O'Neill, Ph.D.

IIT Research Institute
A-27

LABORATORY REPORT



TEI Analytical, Inc.
7177 N. Austin
Niles, IL 60714-4617
708-647-1345

PREPARED FOR:

PAGE:002 of 020

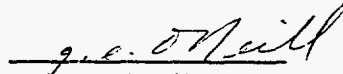
Harsh Dev
IIT Research Institute
10 W. 35th Street
Chicago, IL 60616

REPORT#: 00005104
REPORT DATE: 11/16/95
CUST PO#: 7429630

SAMPLE RECEIVED:09/28/95 10:21

PROJECT: C06787C009

	TESTED 10/04/95	TESTED 10/05/95	TESTED 10/05/95
	TEI# 00012586	TEI# 00012587	TEI# 00012588
	S02010709 DUP	S02011315	S02011315 DUP
	-----	-----	-----
Volatiles (8260)	Units expressed as mg/kg		
Acetone	0.116	<0.005	0.500
2-Butanone	<0.005	<0.005	<0.005
4-Methyl-2-Pentanone	<0.005	<0.005	<0.005
Ethyl Benzene	<0.002	<0.002	<0.002
Toluene	<0.005	<0.005	0.030
Benzene	<0.002	<0.002	<0.002
Carbon Disulfide	<0.005	<0.005	<0.005
Methylene Chloride	0.009	0.074	0.096
Tetrachloroethene	<0.005	<0.005	<0.005
1,1,1-Trichloroethane	0.012	<0.005	0.096
1,1,2-Trichloroethane	<0.005	<0.005	<0.005
Trichloroethene	<0.005	<0.005	<0.005
1,1-Dichloroethane	0.006	<0.005	<0.005
1,2-Dichloroethane	-----	-----	-----
1,1,2,2-Tetrachloroethane	<0.005	<0.005	<0.005
SURROGATES	%RECOVERY	%RECOVERY	%RECOVERY
d4 1,2-Dichloroethane	165	108	155
Bromofluorobenzene	107	109	117
%SOLIDS	79.60	78.06	80.32


Gayle E. O'Neill, Ph.D.

IIT Research Institute
A-28

LABORATORY REPORT



TEI Analytical, Inc.
7177 N. Austin
Niles, IL 60714-4617
708-647-1345

PREPARED FOR:

PAGE:003 of 020

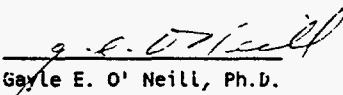
Harsh Dev
IIT Research Institute
10 W. 35th Street
Chicago, IL 60616

REPORT#: 00005104
REPORT DATE: 11/16/95
CUST PO#: 7429630

SAMPLE RECEIVED:09/28/95 10:21

PROJECT: C06787C009

	TESTED 10/05/95	TESTED 10/05/95	TESTED 10/05/95
	TEI# 00012589	TEI# 00012590	TEI# 00012591
	S02090103	S02090103 DUP	S02090709
	-----	-----	-----
Volatiles (8260)	Units expressed as mg/kg		
Acetone	<0.005	<0.005	<0.005
2-Butanone	<0.005	<0.005	0.178
4-Methyl-2-Pentanone	<0.005	<0.005	<0.005
Ethyl Benzene	<0.002	<0.002	0.015
Toluene	<0.005	<0.005	<0.005
Benzene	<0.002	<0.002	<0.002
Carbon Disulfide	<0.005	<0.005	<0.005
Methylene Chloride	0.022	0.029	0.121
Tetrachloroethene	<0.005	<0.005	0.036
1,1,1-Trichloroethane	<0.005	<0.005	0.110
1,1,2-Trichloroethane	<0.005	<0.005	0.036
Trichloroethene	<0.005	<0.005	0.102
1,1-Dichloroethane	<0.005	<0.005	<0.005
1,2-Dichloroethane	-----	-----	-----
1,1,2,2-Tetrachloroethane	<0.005	<0.005	<0.005
SURROGATES	%RECOVERY	%RECOVERY	%RECOVERY
d4 1,2-Dichloroethane	125	125	139
Bromofluorobenzene	106	105	114
%SOLIDS	76.99	76.45	80.66


Gayle E. O'Neill, Ph.D.

IIT Research Institute
A-29

LABORATORY REPORT



TEI Analytical, Inc.
7177 N. Austin
Niles, IL 60714-4617
708-647-1345

PREPARED FOR:

PAGE:004 of 020


Harsh Dev
IIT Research Institute
10 W. 35th Street
Chicago, IL 60616

REPORT#: 00005104
REPORT DATE: 11/16/95
CUST PO#: 7429630

SAMPLE RECEIVED:09/28/95 10:21

PROJECT: C06787C009

	TESTED 10/05/95	TESTED 10/05/95	TESTED 10/05/95
	TEI# 00012592	TEI# 00012593	TEI# 00012594
	S02090709 DUP	S02091315	S02091315 DUP
	-----	-----	-----
Volatiles (8260)	Units expressed as mg/kg		
Acetone	0.135	0.278	0.397
2-Butanone	<0.005	<0.005	<0.005
4-Methyl-2-Pentanone	<0.005	<0.005	<0.005
Ethyl Benzene	<0.002	<0.002	<0.002
Toluene	<0.005	<0.005	0.023
Benzene	<0.002	<0.002	<0.002
Carbon Disulfide	<0.005	<0.005	<0.005
Methylene Chloride	0.083	0.099	0.182
Tetrachloroethene	<0.005	<0.005	<0.005
1,1,1-Trichloroethane	0.066	0.018	<0.005
1,1,2-Trichloroethane	0.011	<0.005	<0.005
Trichloroethene	<0.005	<0.005	0.028
1,1-Dichloroethane	0.007	<0.005	0.018
1,2-Dichloroethane	-----	-----	-----
1,1,2,2-Tetrachloroethane	0.006	<0.005	<0.005
SURROGATES	%RECOVERY	%RECOVERY	%RECOVERY
d4 1,2-Dichloroethane	130	198	223
Bromofluorobenzene	96.5	136	152
%SOLIDS	88.57	80.59	91.91


Gayle E. O'Neill, Ph.D.

IIT Research Institute
A-30

LABORATORY REPORT



TEI Analytical, Inc.
7177 N. Austin
Niles, IL 60714-4617
708-647-1345

PREPARED FOR:

PAGE:005 of 020

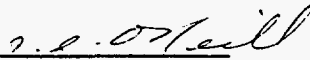
Harsh Dev
IIT Research Institute
10 W. 35th Street
Chicago, IL 60616

REPORT#: 00005104
REPORT DATE: 11/16/95
CUST PO#: 7429630

SAMPLE RECEIVED:09/28/95 10:21

PROJECT: C06787C009

	TESTED 10/05/95 TEI# 00012595 S02110103 -----	TESTED 10/05/95 TEI# 00012596 S02110103 DUP -----	TESTED 10/05/95 TEI# 00012597 S02110709-1 -----
Volatiles (R260)	Units expressed as mg/kg		
Acetone	0.350	0.080	6.42
2-Butanone	<0.005	<0.005	0.209
4-Methyl-2-Pentanone	<0.005	<0.005	<0.005
Ethyl Benzene	<0.002	<0.002	0.418
Toluene	<0.005	<0.005	0.469
Benzene	<0.002	<0.002	0.022
Carbon Disulfide	<0.005	<0.005	<0.005
Methylene Chloride	0.057	0.021	0.383
Tetrachloroethene	<0.005	<0.005	<0.005
1,1,1-Trichloroethane	<0.005	<0.005	0.332
1,1,2-Trichloroethane	<0.005	<0.005	0.062
Trichloroethene	<0.005	<0.005	1.46
1,1-Dichloroethane	<0.005	<0.005	0.098
1,2-Dichloroethane	-----	-----	-----
1,1,2,2-Tetrachloroethane	<0.005	<0.005	0.404
SURROGATES	%RECOVERY	%RECOVERY	%RECOVERY
d4 1,2-Dichloroethane	---	118	99.4
Bromofluorobenzene	---	123	744
XSOLIDS	78.85	76.19	88.95


Gayle E. O' Neill, Ph.D.

IIT Research Institute
A-31

LABORATORY REPORT



TEI Analytical, Inc.
7177 N. Austin
Niles, IL 60714-4617
708-647-1345

PREPARED FOR:

PAGE:006 of 020

Harsh Dev
IIT Research Institute
10 W. 35th Street
Chicago, IL 60616

REPORT#: 00005104
REPORT DATE: 11/16/95
CUST PO#: 7429630

SAMPLE RECEIVED:09/28/95 10:21

PROJECT: C06787C009

	TESTED 10/05/95 TEI# 00012598 S02110709-1 DUP -----	TESTED 10/05/95 TEI# 00012599 S02020103-1 -----	TESTED 10/05/95 TEI# 00012600 S02020103-1 DUP -----
Volatiles (8260)	Units expressed as mg/kg		
Acetone	1.66	0.131	<0.005
2-Butanone	0.066	<0.005	<0.005
4-Methyl-2-Pentanone	<0.005	<0.005	<0.005
Ethyl Benzene	0.142	<0.002	<0.002
Toluene	0.189	0.014	<0.005
Benzene	<0.002	<0.002	<0.002
Carbon Disulfide	<0.005	<0.005	<0.005
Methylene Chloride	0.112	0.019	0.021
Tetrachloroethene	0.150	<0.005	<0.005
1,1,1-Trichloroethane	<0.005	<0.005	0.053
1,1,2-Trichloroethane	<0.005	<0.005	<0.005
Trichloroethene	0.355	<0.005	<0.005
1,1-Dichloroethane	0.028	<0.005	<0.005
1,2-Dichloroethane	-----	-----	-----
1,1,2,2-Tetrachloroethane	<0.005	<0.005	<0.005
SURROGATES	%RECOVERY	%RECOVERY	%RECOVERY
d4 1,2-Dichloroethane	96.7	125	133
Bromofluorobenzene	858	87.8	98.7
%SOLIDS	89.83	73.59	75.95


Gayle E. O' Neill, Ph.D.

IIT Research Institute
A-32

LABORATORY REPORT



TEI Analytical, Inc.
7177 N. Austin
Niles, IL 60714-4617
708-647-1345

PREPARED FOR:

PAGE:007 of 020

Harsh Dev
IIT Research Institute
10 W. 35th Street
Chicago, IL 60616

REPORT#: 00005104
REPORT DATE: 11/16/95
CUST PO#: 7429630

SAMPLE RECEIVED:09/28/95 10:21

PROJECT: C06787C009

	TESTED 10/11/95	TESTED 10/11/95	TESTED 10/05/95
	TEI# 00012601	TEI# 00012602	TEI# 00012603
	S02020709-1	S02020709-1 DUP	S02021315
	-----	-----	-----
Volatiles (8260)	Units expressed as mg/kg		
Acetone	0.071	0.241	0.604
2-Butanone	<0.005	<0.005	0.048
4-Methyl-2-Pentanone	<0.005	<0.005	<0.005
Ethyl Benzene	<0.002	<0.002	<0.002
Toluene	0.009	0.007	0.022
Benzene	<0.002	<0.002	<0.002
Carbon Disulfide	<0.005	<0.005	<0.005
Methylene Chloride	0.172	0.184	0.076
Tetrachloroethene	<0.005	<0.005	<0.005
1,1,1-Trichloroethane	<0.005	<0.005	0.053
1,1,2-Trichloroethane	<0.005	<0.005	<0.005
Trichloroethene	<0.005	<0.005	0.027
1,1-Dichloroethane	<0.005	<0.005	0.035
1,2-Dichloroethane	-----	-----	-----
1,1,2,2-Tetrachloroethane	<0.005	<0.005	<0.005
SURROGATES	%RECOVERY	%RECOVERY	%RECOVERY
d4 1,2-Dichloroethane	96.4	105	186
Bromofluorobenzene	92.1	89.8	144
%SOLIDS	73.77	83.70	85.10


Gayle E. O' Neill, Ph.D.

IIT Research Institute
A-33

LABORATORY REPORT



TEI Analytical, Inc.
7177 N. Austin
Niles, IL 60714-4617
708-647-1345

PREPARED FOR:

PAGE:008 of 020


Harsh Dev
IIT Research Institute
10 W. 35th Street
Chicago, IL 60616

REPORT#: 00005104
REPORT DATE: 11/16/95
CUST PO#: 7429630

SAMPLE RECEIVED:09/28/95 10:21

PROJECT: C06787C009

	TESTED 10/05/95	TESTED 10/10/95	TESTED 10/10/95
	TEI# 00012604	TEI# 00012605	TEI# 00012606
	S02021315 DUP	S02100103-1	S02100103-1 DUP
	-----	-----	-----
Volatiles (8260)	Units expressed as mg/kg		
Acetone	0.266	0.350	0.554
2-Butanone	0.049	0.033	0.048
4-Methyl-2-Pentanone	<0.005	<0.005	<0.005
Ethyl Benzene	<0.002	<0.002	<0.002
Toluene	<0.005	0.008	0.009
Benzene	<0.002	<0.002	<0.002
Carbon Disulfide	<0.005	<0.005	<0.005
Methylene Chloride	0.059	0.155	0.167
Tetrachloroethene	<0.005	<0.005	<0.005
1,1,1-Trichloroethane	0.103	0.040	<0.005
1,1,2-Trichloroethane	<0.005	<0.005	<0.005
Trichloroethene	<0.005	<0.005	<0.005
1,1-Dichloroethane	<0.005	<0.005	<0.005
1,2-Dichloroethane	-----	-----	-----
1,1,2,2-Tetrachloroethane	<0.005	<0.005	<0.005
SURROGATES	%RECOVERY	%RECOVERY	%RECOVERY
d4 1,2-Dichloroethane	213	139	102
Bromofluorobenzene	137	91.4	108
%SOLIDS	76.55	76.95	78.18


Gayle E. O'Neill, Ph.D.

IIT Research Institute
A-34

LABORATORY REPORT



TEI Analytical, Inc.
7177 N. Austin
Niles, IL 60714-4617
708-647-1345

PREPARED FOR:

PAGE:009 of 020

Harsh Dev
IIT Research Institute
10 W. 35th Street
Chicago, IL 60616

REPORT#: 00005104
REPORT DATE: 11/16/95
CUST PO#: 7429630

SAMPLE RECEIVED:09/28/95 10:21

PROJECT: C06787C009

	TESTED 10/10/95 TEI# 00012607 S02100709 -----	TESTED 10/10/95 TEI# 00012608 S02100709 DUP -----	TESTED 10/10/95 TEI# 00012609 S02101315 -----
Volatiles (8260)	Units expressed as mg/kg		
Acetone	0.471	0.311	0.365
2-Butanone	0.050	<0.005	0.025
4-Methyl-2-Pentanone	<0.005	<0.005	<0.005
Ethyl Benzene	<0.002	<0.002	0.009
Toluene	0.008	0.009	0.023
Benzene	<0.002	<0.002	<0.002
Carbon Disulfide	<0.005	<0.005	<0.005
Methylene Chloride	0.166	0.222	0.164
Tetrachloroethene	<0.005	<0.005	0.014
1,1,1-Trichloroethane	<0.005	<0.005	<0.005
1,1,2-Trichloroethane	<0.005	<0.005	<0.005
Trichloroethene	<0.005	<0.005	0.041
1,1-Dichloroethane	<0.005	<0.005	0.027
1,2-Dichloroethane	-----	-----	-----
1,1,2,2-Tetrachloroethane	<0.005	<0.005	<0.005
SURROGATES	%RECOVERY	%RECOVERY	%RECOVERY
d4 1,2-Dichloroethane	155	100	146
Bromofluorobenzene	82.5	93.9	81.7
%SOLIDS	77.34	85.63	82.81


Gayle E. O'Neill, Ph.D.

IIT Research Institute
A-35

LABORATORY REPORT



TEI Analytical, Inc.
7177 N. Austin
Niles, IL 60714-4617
708-647-1345

PREPARED FOR:

PAGE:010 of 020

Harsh Dev
IIT Research Institute
10 W. 35th Street
Chicago, IL 60616

REPORT#: 00005104
REPORT DATE: 11/16/95
CUST PO#: 7429630

SAMPLE RECEIVED:09/28/95 10:21

PROJECT: C06787C009

	TESTED 10/10/95	TESTED 10/10/95	TESTED 10/10/95
	TEI# 00012610	TEI# 00012611	TEI# 00012612
	S02101315 DUP	S02040103	S02040103 DUP
	-----	-----	-----
Volatiles (8260)	Units expressed as mg/kg		
Acetone	0.179	0.173	0.055
2-Butanone	0.011	<0.005	<0.005
4-Methyl-2-Pentanone	<0.005	<0.005	<0.005
Ethyl Benzene	<0.002	<0.002	0.004
Toluene	0.010	0.007	0.007
Benzene	<0.002	<0.002	<0.002
Carbon Disulfide	<0.005	<0.005	<0.005
Methylene Chloride	0.214	0.144	0.191
Tetrachloroethene	<0.005	<0.005	<0.005
1,1,1-Trichloroethane	<0.005	<0.005	0.052
1,1,2-Trichloroethane	<0.005	<0.005	<0.005
Trichloroethene	<0.005	<0.005	<0.005
1,1-Dichloroethane	<0.005	<0.005	<0.005
1,2-Dichloroethane	-----	-----	-----
1,1,2,2-Tetrachloroethane	<0.005	<0.005	<0.005
SURROGATES	%RECOVERY	%RECOVERY	%RECOVERY
d4 1,2-Dichloroethane	107	132	117
Bromofluorobenzene	97.3	86.5	83.7
%SOLIDS	77.36	74.15	87.77


Gayle E. O'Neill, Ph.D.

IIT Research Institute
A-36

LABORATORY REPORT



TEI Analytical, Inc.
7177 N. Austin
Niles, IL 60714-4617
708-647-1345

PREPARED FOR:

PAGE:011 of 020

Harsh Dev
IIT Research Institute
10 W. 35th Street
Chicago, IL 60616

REPORT#: 00005104
REPORT DATE: 11/16/95
CUST PO#: 7429630

SAMPLE RECEIVED:09/28/95 10:21

PROJECT: C06787C009

	TESTED 10/10/95 TEI# 00012613 S02040709 -----	TESTED 10/10/95 TEI# 00012614 S02040709 DUP -----	TESTED 10/10/95 TEI# 00012615 S02041315 -----
Volatiles (8260)	Units expressed as mg/kg		
Acetone	0.075	0.073	0.144
2-Butanone	<0.005	<0.005	<0.005
4-Methyl-2-Pentanone	<0.005	<0.005	<0.005
Ethyl Benzene	<0.002	<0.002	<0.002
Toluene	0.007	0.006	<0.005
Benzene	<0.002	<0.002	<0.002
Carbon Disulfide	<0.005	<0.005	<0.005
Methylene Chloride	0.098	0.141	0.123
Tetrachloroethene	<0.005	<0.005	<0.005
1,1,1-Trichloroethane	0.022	<0.005	<0.005
1,1,2-Trichloroethane	<0.005	<0.005	0.020
Trichloroethene	<0.005	<0.005	<0.005
1,1-Dichloroethane	<0.005	<0.005	0.077
1,2-Dichloroethane	-----	-----	-----
1,1,2,2-Tetrachloroethane	<0.005	<0.005	<0.005
SURROGATES	%RECOVERY	%RECOVERY	%RECOVERY
d4 1,2-Dichloroethane	126	122	108
Bromofluorobenzene	101	82.2	119
%SOLIDS	86.66	85.24	94.74


Gayle E. O' Neill, Ph.D.

IIT Research Institute
A-37

LABORATORY REPORT



TEI Analytical, Inc.
7177 N. Austin
Niles, IL 60714-4617
708-647-1345

PREPARED FOR:

PAGE:012 of 020

Harsh Dev
IIT Research Institute
10 W. 35th Street
Chicago, IL 60616

REPORT#: 00005104
REPORT DATE: 11/16/95
CUST PO#: 7429630

SAMPLE RECEIVED:09/28/95 10:21

PROJECT: C06787C009

	TESTED 10/10/95	TESTED 10/10/95	TESTED 10/10/95
	TEI# 00012616	TEI# 00012617	TEI# 00012618
	S02041315 DUP	S02030103-1	S02030103-1 DUP
	-----	-----	-----
Volatiles (8260)	Units expressed as mg/kg		
Acetone	0.129	<0.005	<0.005
2-Butanone	<0.005	0.043	0.065
4-Methyl-2-Pentanone	<0.005	<0.005	<0.005
Ethyl Benzene	<0.002	<0.002	<0.002
Toluene	0.007	0.008	0.007
Benzene	<0.002	<0.002	<0.002
Carbon Disulfide	<0.005	<0.005	<0.005
Methylene Chloride	0.125	0.089	0.110
Tetrachloroethene	<0.005	<0.005	<0.005
1,1,1-Trichloroethane	<0.005	<0.005	<0.005
1,1,2-Trichloroethane	<0.005	<0.005	<0.005
Trichloroethene	<0.005	<0.005	<0.005
1,1-Dichloroethane	<0.005	<0.005	<0.005
1,2-Dichloroethane	-----	-----	-----
1,1,2,2-Tetrachloroethane	<0.005	<0.005	<0.005
SURROGATES	%RECOVERY	%RECOVERY	%RECOVERY
d4 1,2-Dichloroethane	130	88.3	114
Bromofluorobenzene	87.7	108	107
%SOLIDS	83.54	78.36	80.95


Gayle E. O'Neill, Ph.D.

IIT Research Institute
A-38

LABORATORY REPORT



TEI Analytical, Inc.
7177 N. Austin
Niles, IL 60714-4617
708-647-1345

PREPARED FOR:

PAGE:013 of 020

Harsh Dev
IIT Research Institute
10 W. 35th Street
Chicago, IL 60616

REPORT#: 00005104
REPORT DATE: 11/16/95
CUST PO#: 7429630

SAMPLE RECEIVED:09/28/95 10:21

PROJECT: C06787C009

	TESTED 10/10/95	TESTED 10/10/95	TESTED 10/10/95
	TEI# 00012619	TEI# 00012620	TEI# 00012621
	S02030709	S02030709 DUP	S02121315
	-----	-----	-----
Volatiles (8260)	Units expressed as mg/kg		
Acetone	0.045	0.023	<0.005
2-Butanone	0.092	0.067	0.037
4-Methyl-2-Pentanone	<0.005	<0.005	<0.005
Ethyl Benzene	<0.002	<0.002	<0.002
Toluene	0.007	0.008	<0.005
Benzene	<0.002	<0.002	<0.002
Carbon Disulfide	<0.005	<0.005	<0.005
Methylene Chloride	0.098	0.117	0.166
Tetrachloroethene	<0.005	<0.005	<0.005
1,1,1-Trichloroethane	<0.005	<0.005	<0.005
1,1,2-Trichloroethane	<0.005	<0.005	<0.005
Trichloroethane	<0.005	<0.005	<0.005
1,1-Dichloroethane	<0.005	<0.005	0.132
1,2-Dichloroethane	-----	-----	-----
1,1,2,2-Tetrachloroethane	<0.005	<0.005	<0.005
SURROGATES	%RECOVERY	%RECOVERY	%RECOVERY
d4 1,2-Dichloroethane	100	103	142
Bromofluorobenzene	101	108	132
%SOLIDS	84.26	77.68	80.11


Gayle E. O'Neill, Ph.D.

IIT Research Institute
A-39

LABORATORY REPORT



TEI Analytical, Inc.
7177 N. Austin
Niles, IL 60714-4617
708-647-1345

PREPARED FOR:

PAGE: 014 of 020

Harsh Dev
IIT Research Institute
10 W. 35th Street
Chicago, IL 60616

REPORT#: 00005104
REPORT DATE: 11/16/95
CUST PO#: 7429630

SAMPLE RECEIVED: 09/28/95 10:21

PROJECT: C06787C009

	TESTED 10/10/95 TEI# 00012622 S02121315 DUP -----	TESTED 10/10/95 TEI# 00012623 S02120103-1 -----	TESTED 10/10/95 TEI# 00012624 S02120103-1 DUP -----
Volatiles (8260)	Units expressed as mg/kg		
Acetone	0.021	<0.005	0.071
2-Butanone	0.032	<0.005	<0.005
4-Methyl-2-Pentanone	<0.005	<0.005	0.027
Ethyl Benzene	0.004	<0.002	<0.002
Toluene	0.011	<0.005	0.008
Benzene	<0.002	<0.002	<0.002
Carbon Disulfide	<0.005	<0.005	<0.005
Methylene Chloride	0.094	1.53	0.112
Tetrachloroethene	<0.005	<0.005	<0.005
1,1,1-Trichloroethane	0.070	<0.005	<0.005
1,1,2-Trichloroethane	<0.005	<0.005	<0.005
Trichloroethene	<0.005	<0.005	<0.005
1,1-Dichloroethane	<0.005	<0.005	<0.005
1,2-Dichloroethane	-----	-----	-----
1,1,2,2-Tetrachloroethane	<0.005	<0.005	<0.005
SURROGATES	%RECOVERY	%RECOVERY	%RECOVERY
d4 1,2-Dichloroethane	94.0	---	108
Bromofluorobenzene	141	64.1	97.2
%SOLIDS	79.81	75.59	77.19

Gayle E. O'Neill
Gayle E. O'Neill, Ph.D.

IIT Research Institute
A-40

LABORATORY REPORT



TEI Analytical, Inc.
7177 N. Austin
Niles, IL 60714-4617
708-647-1345

PREPARED FOR:

PAGE:015 of 020

Harsh Dev
IIT Research Institute
10 W. 35th Street
Chicago, IL 60616

REPORT#: 00005104
REPORT DATE: 11/16/95
CUST PO#: 7429630

SAMPLE RECEIVED:09/28/95 10:21

PROJECT: C06787C009

	TESTED 10/09/95 TEI# 00012627 S02060103 -----	TESTED 10/09/95 TEI# 00012628 S02060103 DUP -----	TESTED 10/09/95 TEI# 00012629 S02060709 -----
Volatiles (8260)	Units expressed as mg/kg		
Acetone	0.141	0.491	0.634
2-Butanone	0.038	2.28	1.25
4-Methyl-2-Pentanone	<0.005	0.118	0.034
Ethyl Benzene	<0.002	<0.002	0.002
Toluene	0.010	0.009	0.011
Benzene	<0.002	<0.002	<0.002
Carbon Disulfide	<0.005	<0.005	<0.005
Methylene Chloride	0.090	0.124	0.152
Tetrachloroethene	<0.005	<0.005	<0.005
1,1,1-Trichloroethane	<0.005	0.034	<0.005
1,1,2-Trichloroethane	<0.005	<0.005	0.019
Trichloroethene	<0.005	<0.005	<0.005
1,1-Dichloroethane	<0.005	<0.005	<0.005
1,2-Dichloroethane	-----	-----	-----
1,1,2,2-Tetrachloroethane	<0.005	<0.005	<0.005
SURROGATES	%RECOVERY	%RECOVERY	%RECOVERY
d4 1,2-Dichloroethane	84.8	109	117
Bromofluorobenzene	97.1	93.8	98.3
%SOLIDS	72.82	73.30	88.60


Gayle E. O' Neill, Ph.D.

IIT Research Institute
A-41

LABORATORY REPORT



TEI Analytical, Inc.
7177 N. Austin
Niles, IL 60714-4617
708-647-1345

PREPARED FOR:

PAGE:016 of 020

Harsh Dev
IIT Research Institute
10 W. 35th Street
Chicago, IL 60616

REPORT#: 00005104
REPORT DATE: 11/16/95
CUST PO#: 7429630

SAMPLE RECEIVED:09/28/95 10:21

PROJECT: C06787C009

	TESTED 10/09/95 TEI# 00012630 S02060709 DUP -----	TESTED 10/09/95 TEI# 00012631 S02061315 -----	TESTED 10/09/95 TEI# 00012632 S02061315 DUP -----
Volatiles (8260)	Units expressed as mg/kg		
Acetone	0.670	0.403<0.005	0.320
2-Butanone	0.063	1.46	1.21
4-Methyl-2-Pentanone	<0.005	0.079	0.046
Ethyl Benzene	0.003	0.015	<0.002
Toluene	<0.005	0.150	0.009
Benzene	<0.002	0.007	<0.002
Carbon Disulfide	<0.005	<0.005	<0.005
Methylene Chloride	0.219	0.168	0.225
Tetrachloroethene	<0.005	0.019	<0.005
1,1,1-Trichloroethane	<0.005	0.007	0.046
1,1,2-Trichloroethane	0.011	0.055	0.035
Trichloroethene	<0.005	0.213	<0.005
1,1-Dichloroethane	<0.005	0.015	<0.005
1,2-Dichloroethane	-----	-----	-----
1,1,2,2-Tetrachloroethane	<0.005	<0.005	<0.005
SURROGATES	%RECOVERY	%RECOVERY	%RECOVERY
d4 1,2-Dichloroethane	112	160	134
Bromofluorobenzene	94.4	101	90.1
%SOLIDS	71.72	87.02	79.24


Gayle E. O'Neill, Ph.D.

IIT Research Institute
A-42

LABORATORY REPORT



TEI Analytical, Inc.
7177 N. Austin
Niles, IL 60714-4617
708-647-1345

PREPARED FOR:

PAGE:017 of 020


Harsh Dev
IIT Research Institute
10 W. 35th Street
Chicago, IL 60616

REPORT#: 00005104
REPORT DATE: 11/16/95
CUST PO#: 7429630

SAMPLE RECEIVED:09/28/95 10:21

PROJECT: C06787C009

	TESTED 10/09/95	TESTED 10/09/95	TESTED 10/08/95
	TEI# 00012633	TEI# 00012634	TEI# 00012635
	S02050103	S02050103 DUP	S02050709-1
	-----	-----	-----
Volatiles (8260)	Units expressed as mg/kg		
Acetone	0.814	0.239	0.155
2-Butanone	0.484	0.378	<0.005
4-Methyl-2-Pentanone	1.13	1.20	<0.005
Ethyl Benzene	<0.002	0.002	<0.002
Toluene	0.011	0.007	<0.005
Benzene	<0.002	<0.002	<0.002
Carbon Disulfide	<0.005	<0.005	<0.005
Methylene Chloride	0.164	0.076	0.019
Tetrachloroethene	<0.005	<0.005	<0.005
1,1,1-Trichloroethane	<0.005	<0.005	<0.005
1,1,2-Trichloroethane	<0.005	<0.005	<0.005
Trichloroethene	<0.005	<0.005	<0.005
1,1-Dichloroethane	<0.005	<0.005	<0.005
1,2-Dichloroethane	-----	-----	-----
1,1,2,2-Tetrachloroethane	<0.005	<0.005	<0.005
SURROGATES	%RECOVERY	%RECOVERY	%RECOVERY
d4 1,2-Dichloroethane	118	104	108
Bromofluorobenzene	107	96.8	117
%SOLIDS	81.37	84.49	90.32


Gayle E. O' Neill, Ph.D.

IIT Research Institute
A-43

LABORATORY REPORT



TEI Analytical, Inc.
7177 N. Austin
Niles, IL 60714-4617
708-647-1345

PREPARED FOR:

PAGE:018 of 020


Harsh Dev
IIT Research Institute
10 W. 35th Street
Chicago, IL 60616

REPORT#: 00005104
REPORT DATE: 11/16/95
CUST PO#: 7429630

SAMPLE RECEIVED:09/28/95 10:21

PROJECT: C06787C009

	TESTED 10/07/95 TEI# 00012636 S02050709-1 DUP -----	TESTED 10/07/95 TEI# 00012637 S02051315-1 -----	TESTED 10/07/95 TEI# 00012638 S02051315-1 DUP -----
Volatiles (8260)	Units expressed as mg/kg		
Acetone	0.216	0.484	0.455
2-Butanone	0.178	<0.005	<0.005
4-Methyl-2-Pentanone	1.12	0.054	<0.005
Ethyl Benzene	<0.002	<0.002	<0.002
Toluene	<0.005	<0.005	<0.005
Benzene	<0.002	<0.002	<0.002
Carbon Disulfide	<0.005	<0.005	<0.005
Methylene Chloride	0.007	0.011	0.032
Tetrachloroethene	<0.005	<0.005	<0.005
1,1,1-Trichloroethane	<0.005	0.012	<0.005
1,1,2-Trichloroethane	<0.005	<0.005	<0.005
Trichloroethene	<0.005	<0.005	<0.005
1,1-Dichloroethane	<0.005	<0.005	<0.005
1,2-Dichloroethane	-----	-----	-----
1,1,2,2-Tetrachloroethane	<0.005	<0.005	<0.005
SURROGATES	%RECOVERY	%RECOVERY	%RECOVERY
d4 1,2-Dichloroethane	87.2	94.6	116
Bromofluorobenzene	81.0	84.0	94.5
%SOLIDS	89.21	91.16	89.35


Gayle E. O' Neill, Ph.D.

IIT Research Institute
A-44

LABORATORY REPORT



TEI Analytical, Inc.
7177 N. Austin
Niles, IL 60714-4617
708-647-1345

PREPARED FOR:

PAGE:019 of 020

Harsh Dev
IIT Research Institute
10 W. 35th Street
Chicago, IL 60616

REPORT#: 00005104
REPORT DATE: 11/16/95
CUST PO#: 7429630

SAMPLE RECEIVED:09/28/95 10:21

PROJECT: C06787C009

	TESTED 10/10/95	TESTED 10/07/95	TESTED 10/07/95
	TEI# 00012639	TEI# 00012640	TEI# 00012641
	S02051719	S02051719 DUP	S2031315
	-----	-----	-----
Volatiles (8260)	Units expressed as mg/kg		
Acetone	0.284	0.798	0.260
2-Butanone	0.020	0.036	<0.005
4-Methyl-2-Pentanone	<0.005	<0.005	<0.005
Ethyl Benzene	0.005	<0.002	<0.002
Toluene	0.033	0.010	0.037
Benzene	<0.002	<0.002	<0.002
Carbon Disulfide	<0.005	<0.005	<0.005
Methylene Chloride	0.115	0.024	0.110
Tetrachloroethene	0.012	<0.005	<0.005
1,1,1-Trichloroethane	<0.005	<0.005	0.022
1,1,2-Trichloroethane	<0.005	<0.005	<0.005
Trichloroethene	0.025	<0.005	<0.005
1,1-Dichloroethane	<0.005	<0.005	<0.005
1,2-Dichloroethane	-----	-----	-----
1,1,2,2-Tetrachloroethane	<0.005	<0.005	<0.005
SURROGATES	%RECOVERY	%RECOVERY	%RECOVERY
d4 1,2-Dichloroethane	107	107	126
Bromofluorobenzene	112	96.8	109
%SOLIDS	93.11	93.45	97.33


Gayle E. O'Neill, Ph.D.

IIT Research Institute
A-45

LABORATORY REPORT



TEI Analytical, Inc.
7177 N. Austin
Niles, IL 60714-4617
708-647-1345

PREPARED FOR:

PAGE:020 of 020

Harsh Dev
IIT Research Institute
10 W. 35th Street
Chicago, IL 60616

REPORT#: 00005104
REPORT DATE: 11/16/95
CUST PO#: 7429630

SAMPLE RECEIVED:09/28/95 10:21

PROJECT: C06787C009

	TESTED 10/07/95 TEI# 00012642 S2031315 DUP -----	TESTED 10/07/95 TEI# 00012643 S02111315 -----	TESTED 10/07/95 TEI# 00012644 S02111315 DUP -----
Volatiles (8260)	Units expressed as mg/kg		
Acetone	0.140	0.422	<0.005
2-Butanone	<0.005	<0.005	<0.005
4-Methyl-2-Pentanone	<0.005	<0.005	<0.005
Ethyl Benzene	<0.002	0.025	0.009
Toluene	0.032	0.044	0.033
Benzene	<0.002	<0.002	<0.002
Carbon Disulfide	<0.005	<0.005	<0.005
Methylene Chloride	0.097	0.042	0.037
Tetrachloroethene	<0.005	0.014	<0.005
1,1,1-Trichloroethane	<0.005	0.021	0.027
1,1,2-Trichloroethane	<0.005	<0.005	<0.005
Trichloroethene	<0.005	0.027	<0.005
1,1-Dichloroethane	<0.005	<0.005	<0.005
1,2-Dichloroethane	-----	-----	-----
1,1,2,2-Tetrachloroethane	<0.005	<0.005	<0.005
SURROGATES	%RECOVERY	%RECOVERY	%RECOVERY
d4 1,2-Dichloroethane	103	109	110
Bromofluorobenzene	102	92.2	114
%SOLIDS	97.24	79.04	85.12


Gayle E. O'Neill, Ph.D.

IIT Research Institute
A-46

LABORATORY REPORT



TEI Analytical, Inc.
7177 N. Austin
Niles, IL 60714-4617
708-647-1345

PREPARED FOR:

PAGE:001 of 004

Harsh Dev
IIT Research Institute
10 W. 35th Street
Chicago, IL 60616

REPORT#: 00005046
REPORT DATE: 11/16/95
CUST PO#: 7429630

SAMPLE RECEIVED:09/25/95 09:24

PROJECT NO: C06787 C009

	TESTED 09/29/95 TEI# 00012474 S208-1-3-1 -----	TESTED 10/02/95 TEI# 00012475 S208-7-9-1 -----	TESTED 10/02/95 TEI# 00012476 S208-1315-1 -----
Volatiles (8260)	Units expressed as mg/kg		
Acetone	0.006	0.378	0.788
2-Butanone	<0.005	0.024	0.046
4-Methyl-2-Pentanone	<0.005	<0.005	<0.005
Ethyl Benzene	<0.002	<0.002	0.040
Toluene	<0.005	<0.005	0.141
Benzene	<0.002	<0.002	<0.002
Carbon Disulfide	<0.005	<0.005	<0.005
Methylene Chloride	<0.005	<0.005	0.032
Tetrachloroethene	<0.005	<0.005	0.143
1,1,1-Trichloroethane	<0.005	0.006	0.437
1,1,2-Trichloroethane	<0.005	<0.005	<0.005
Trichloroethene	<0.005	<0.005	0.175
1,1-Dichloroethane	<0.005	0.016	0.032
1,2-Dichloroethane	-----	-----	-----
1,1,2,2-Tetrachloroethane	<0.005	<0.005	<0.005
SURROGATES	%RECOVERY	%RECOVERY	%RECOVERY
d4 1,2-Dichloroethane	109	149	98.2
Bromofluorobenzene	86.5	95.6	82.7
%SOLIDS	76.51	82.05	87.90


Gayle E. O'Neill, Ph.D.

IIT Research Institute
A-47

LABORATORY REPORT



TEI Analytical, Inc.
7177 N. Austin
Niles, IL 60714-4617
708-647-1345

PREPARED FOR:

PAGE:002 of 004


Harsh Dev
IIT Research Institute
10 W. 35th Street
Chicago, IL 60616

REPORT#: 00005046
REPORT DATE: 11/16/95
CUST PO#: 7429630

SAMPLE RECEIVED:09/25/95 09:24

PROJECT NO: C06787 C009

	TESTED 10/02/95 TEI# 00012477 S207-0103-1 -----	TESTED 10/02/95 TEI# 00012478 S207-0709-1 -----	TESTED 10/02/95 TEI# 00012479 S207-1315-1 -----
Volatiles (8260)	Units expressed as mg/kg		
Acetone	0.575	1.54	5.84
2-Butanone	0.046	0.102	0.365
4-Methyl-2-Pentanone	<0.005	<0.005	<0.005
Ethyl Benzene	<0.002	<0.002	<0.002
Toluene	<0.005	0.016	0.007
Benzene	<0.002	<0.002	<0.002
Carbon Disulfide	<0.005	<0.005	<0.005
Methylene Chloride	0.186	0.286	0.221
Tetrachloroethene	<0.005	<0.005	<0.005
1,1,1-Trichloroethane	0.377	0.071	0.011
1,1,2-Trichloroethane	<0.005	<0.005	<0.005
Trichloroethene	<0.005	<0.005	<0.005
1,1-Dichloroethane	0.011	0.013	0.005
1,2-Dichloroethane	-----	-----	-----
1,1,2,2-Tetrachloroethane	<0.005	<0.005	<0.005
SURROGATES	%RECOVERY	%RECOVERY	%RECOVERY
d4 1,2-Dichloroethane	227	118	109
Bromofluorobenzene	114	75.8	77.5
XSOLIDS	70.78	78.21	80.36


Gayle E. O'Neill, Ph.D.

IIT Research Institute
A-48

LABORATORY REPORT



TEI Analytical, Inc.
7177 N. Austin
Niles, IL 60714-4617
708-647-1345

PREPARED FOR:

PAGE:003 of 004

Harsh Dev
IIT Research Institute
10 W. 35th Street
Chicago, IL 60616

REPORT#: 00005046
REPORT DATE: 11/16/95
CUST PO#: 7429630

SAMPLE RECEIVED:09/25/95 09:24

PROJECT NO: C06787 C009

	TESTED 10/02/95 TEI# 00012574 S208-1-3-1 DUP -----	TESTED 10/02/95 TEI# 00012575 S208-7-9-1 DUP -----	TESTED 10/02/95 TEI# 00012576 S208-1315-1 DUP -----
Volatiles (8260)	Units expressed as mg/kg		
Acetone	<0.005	0.460	6.61
2-Butanone	0.170	0.033	0.435
4-Methyl-2-Pentanone	<0.005	<0.005	<0.005
Ethyl Benzene	0.007	<0.002	0.036
Toluene	<0.005	<0.005	0.125
Benzene	<0.002	<0.002	<0.002
Carbon Disulfide	<0.005	<0.005	<0.005
Methylene Chloride	<0.005	0.023	0.030
Tetrachloroethene	<0.005	<0.005	0.105
1,1,1-Trichloroethane	<0.005	0.006	0.367
1,1,2-Trichloroethane	<0.005	<0.005	<0.005
Trichloroethene	<0.005	0.018	0.136
1,1-Dichloroethane	<0.005	0.024	0.032
1,2-Dichloroethane	-----	-----	-----
1,1,2,2-Tetrachloroethane	<0.005	<0.005	<0.005
SURROGATES	%RECOVERY	%RECOVERY	%RECOVERY
d4 1,2-Dichloroethane	103	165	149
Bromofluorobenzene	91.9	93.2	70.0
%SOLIDS	73.89	83.71	87.72


Gayle E. O'Neill, Ph.D.

IIT Research Institute
A-49

LABORATORY REPORT



TEI Analytical, Inc.
7177 N. Austin
Niles, IL 60714-4617
708-647-1345

PREPARED FOR:

PAGE: 004 of 004

Harsh Dev
IIT Research Institute
10 W. 35th Street
Chicago, IL 60616

REPORT#: 00005046
REPORT DATE: 11/16/95
CUST PO#: 7429630

SAMPLE RECEIVED: 09/25/95 09:24

PROJECT NO: C06787 C009

	TESTED 10/02/95 TEI# 00012577 S207-0103-1 DUP -----	TESTED 10/02/95 TEI# 00012578 S207-0709-1 DUP -----	TESTED 10/02/95 TEI# 00012579 S207-1315-1 DUP -----
Volatiles (8260)	Units expressed as mg/kg		
Acetone	0.250	5.30	2.25
2-Butanone	<0.005	0.445	0.120
4-Methyl-2-Pentanone	<0.005	<0.005	<0.005
Ethyl Benzene	<0.002	<0.002	<0.002
Toluene	<0.005	0.041	0.071
Benzene	<0.002	<0.002	<0.002
Carbon Disulfide	<0.005	<0.005	<0.005
Methylene Chloride	0.223	0.343	0.244
Tetrachloroethene	<0.005	<0.005	<0.005
1,1,1-Trichloroethane	0.033	<0.005	0.019
1,1,2-Trichloroethane	<0.005	<0.005	<0.005
Trichloroethene	<0.005	0.041	0.052
1,1-Dichloroethane	<0.005	0.011	0.014
1,2-Dichloroethane	-----	-----	-----
1,1,2,2-Tetrachloroethane	<0.005	<0.005	<0.005
SURROGATES	%RECOVERY	%RECOVERY	%RECOVERY
d4 1,2-Dichloroethane	243	136	147
Bromofluorobenzene	116	83.9	106
%SOLIDS	69.57	82.06	87.89


Gayle E. O'Neill, Ph.D.

IIT Research Institute
A-50

Appendix B

GAS SAMPLE ANALYSIS REPORTS

Soil gas extracted from the heated volume was analyzed once per day for VOCs. A gas sampling train was operated and the hot gas was passed through two cold traps containing water and methanol. The liquid was recovered and analyzed. In this appendix the results of the analysis of the cold trap liquid are presented. Table B-1 is a sample log which gives the sample code, Laboratory ID number, date and time sampled in the field.

Table B-1. Soil Gas Sample Log

Sample Code	Lab. I.D.	Date	Time	
S106131900	57252	06/13/95	19:00	
S206141726	57253	06/14/95	17:26	
S306151515	57254	06/15/95	16:15	
S406161620*	57255	06/16/95	16:20	
S506171627*	57256	06/17/95	16:27	
S606181706*	57257	06/18/95	17:06	
S7016190925*	57258	06/19/95	09:25	
S106200917	57315	06/20/95	09:17	
S106210826*	57316	06/21/95	08:26	
S106220928*	57317	06/22/95	09:28	
S106230838*	57325	06/23/95	08:38	
S106240917	57326	06/24/95	09:17	
S106250855	57327	06/25/95	08:55	
S106260810	57328	06/26/95	08:10	
S106280456	57446	06/28/95	04:56	
S106290459	57447	06/29/95	04:59	
S106300233	57448	06/30/95	02:33	
S107010918	57454	07/01/95	09:18	
S107021526	57455	07/02/95	15:26	
S107030824	57456	07/03/95	08:24	
S107040755	57551	07/04/95	07:55	
S107050802	57552	07/05/95	08:02	
S107060807	57553	07/06/95	08:07	
S107070820	57557	07/07/95	08:20	
S107080807	57558	07/08/95	08:07	
S107100800	57559	07/10/95	08:00	
S107110943	57610	07/11/95	09:43	
S107120834	57611	07/12/95	08:34	
S107130842	57612	07/13/95	08:42	
S107210922	57713	07/21/95	09:22	
S107280933	57857	07/28/95	09:35	
S108071035	57918	08/07/95	10:35	
S307061032				Field Blank
S108071345	57919			Dup of S108071035
S308071420	57920			Field Blank
* Using large impingers - diluted to 200 mL				



STANDARD LABORATORIES, INC.

2315 Glenview Drive, Evansville, Indiana 47720 (812) 424-2909

A N A L Y T I C A L R E P O R T

JOB NUMBER: 9506-01096

REPORT DATED: 6/20/95

FOR

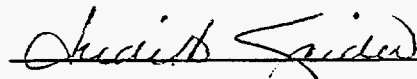
Standard Laboratories, Inc. 55

Route 3 Box 540

Jacksboro, TN 37757

ATTN: Scott Robbins

RESPECTFULLY SUBMITTED,



JUDITH SNIDER, LAB MANAGER

IIT Research Institute

B-3

LABORATORY TESTS RESULTS

Report Dated: 6/20/95

Page 2

JOB NUMBER: 9506-01096

CUSTOMER: Standard Laboratories, Inc. 55 ATTN: Scott Robbins

LABORATORY I.D.: 9506-01096 -1
 DATE SAMPLED: 6/13/95
 TIME SAMPLED: 19:00
 DATE RECEIVED: 6/19/95
 TIME RECEIVED: 6:50

SAMPLE I.D.: 57252

5106131900

TEST DESCRIPTION	FINAL RESULT	DETECTION LIMIT	UNIT OF MEASURE	TEST METHOD	DATE	TECHNICIAN
Method 8260 for Jacksboro				SW-846 5030/8260	6/19/95	PSF
Acetone	17592	58.4	ug/l	SW-846 5030/8260	6/19/95	PSF
Acetonitrile	<1.75	1.75	ug/l	SW-846 5030/8260	6/19/95	PSF
Acrolein	<18.3	18.3	ug/l	SW-846 5030/8260	6/19/95	PSF
Acrylonitrile	<5.40	5.40	ug/l	SW-846 5030/8260	6/19/95	PSF
Allyl chloride	<4.70	4.70	ug/l	SW-846 5030/8260	6/19/95	PSF
Benzene	5.35	0.80	ug/l	SW-846 5030/8260	6/19/95	PSF
Bromochloromethane	<2.95	2.95	ug/l	SW-846 5030/8260	6/19/95	PSF
Bromodichloromethane	<1.40	1.40	ug/l	SW-846 5030/8260	6/19/95	PSF
Bromoform (Tribromomethane)	<1.30	1.30	ug/l	SW-846 5030/8260	6/19/95	PSF
Bromomethane	25.0	12.4	ug/l	SW-846 5030/8260	6/19/95	PSF
2-Butanone (MEK)	17.2	16.1	ug/l	SW-846 5030/8260	6/19/95	PSF
Carbon disulfide	<0.80	0.80	ug/l	SW-846 5030/8260	6/19/95	PSF
Carbon tetrachloride	<2.50	2.50	ug/l	SW-846 5030/8260	6/19/95	PSF
Chlorobenzene	0.84	0.65	ug/l	SW-846 5030/8260	6/19/95	PSF
2-Chloro-1,3-Butadiene	<1.50	1.50	ug/l	SW-846 5030/8260	6/19/95	PSF
Chlorodibromomethane	<0.90	0.90	ug/l	SW-846 5030/8260	6/19/95	PSF
Chloroethane	<34.0	34.0	ug/l	SW-846 5030/8260	6/19/95	PSF
2-Chloroethylvinyl ether	24.4	2.65	ug/l	SW-846 5030/8260	6/19/95	PSF
Chloroform	4.47	3.70	ug/l	SW-846 5030/8260	6/19/95	PSF
Chloromethane	<3.00	3.00	ug/l	SW-846 5030/8260	6/19/95	PSF
1,2-Dibromo-3-chloropropane	<12.9	12.9	ug/l	SW-846 5030/8260	6/19/95	PSF
1,2-Dibromoethane (EDB)	<0.90	0.90	ug/l	SW-846 5030/8260	6/19/95	PSF
Dibromomethane	<1.40	1.40	ug/l	SW-846 5030/8260	6/19/95	PSF
1,2-Dichlorobenzene	<0.85	0.85	ug/l	SW-846 5030/8260	6/19/95	PSF
1,3-Dichlorobenzene	<2.15	2.15	ug/l	SW-846 5030/8260	6/19/95	PSF
1,4-Dichlorobenzene	<1.70	1.70	ug/l	SW-846 5030/8260	6/19/95	PSF
cis-1,4-Dichloro-2-butene	<4.00	4.00	ug/l	SW-846 5030/8260	6/19/95	PSF
trans-1,4-Dichloro-2-butene	<3.30	3.30	ug/l	SW-846 5030/8260	6/19/95	PSF
Dichlorodifluoromethane	<3.50	3.50	ug/l	SW-846 5030/8260	6/19/95	PSF
1,1-Dichloroethane	2.49	0.80	ug/l	SW-846 5030/8260	6/19/95	PSF
1,2-Dichloroethane	<1.90	1.90	ug/l	SW-846 5030/8260	6/19/95	PSF
1,1-Dichloroethene	6.92	2.15	ug/l	SW-846 5030/8260	6/19/95	PSF
trans-1,2-Dichloroethane	<1.95	1.95	ug/l	SW-846 5030/8260	6/19/95	PSF

STANDARD LABORATORIES, INC. 2315 Glenview Drive Evansville, IN 47720 PH (812) 424-2909 FAX (812) 424-0667

LABORATORY TESTS RESULTS

Report Dated: 6/20/95

Page 3

JOB NUMBER: 9506-01096

CUSTOMER: Standard Laboratories, Inc. 55 ATTN: Scott Robbins

LABORATORY I.D.: 9506-01096 -1
 DATE SAMPLED..... 6/13/95
 TIME SAMPLED..... 19:00
 DATE RECEIVED..... 6/19/95
 TIME RECEIVED..... 6:50

SAMPLE I.D.: 57252

5106131900

TEST DESCRIPTION	FINAL RESULT	DETECTION LIMIT	UNIT OF MEASURE	TEST METHOD	DATE	TECHNICIAN
1,2-Dichloropropane	<1.75	1.75	ug/l	SW-846 5030/8260	6/19/95	PSF
cis-1,3-Dichloropropene	<1.95	1.95	ug/l	SW-846 5030/8260	6/19/95	PSF
trans-1,3-Dichloropropene	<2.15	2.15	ug/l	SW-846 5030/8260	6/19/95	PSF
Ethylbenzene	✓ 3.72	1.80	ug/l	SW-846 5030/8260	6/19/95	PSF
Ethyl Methacrylate	✓ 2.79	0.90	ug/l	SW-846 5030/8260	6/19/95	PSF
Hexachlorobutadiene	<5.30	5.30	ug/l	SW-846 5030/8260	6/19/95	PSF
Hexachloroethane	<1.20	1.20	ug/l	SW-846 5030/8260	6/19/95	PSF
2-Hexanone	<5.45	5.45	ug/l	SW-846 5030/8260	6/19/95	PSF
Iodomethane	<2.15	2.15	ug/l	SW-846 5030/8260	6/19/95	PSF
Isobutyl alcohol	✓ 2.91	0.50	ug/l	SW-846 5030/8260	6/19/95	PSF
Methylene chloride	<49.2	49.2	ug/l	SW-846 5030/8260	6/19/95	PSF
Methyl methacrylate	✓ 2.28	2.00	ug/l	SW-846 5030/8260	6/19/95	PSF
4-Methyl-2-pentanone	<5.00	5.00	ug/l	SW-846 5030/8260	6/19/95	PSF
Naphthalene	<3.40	3.40	ug/l	SW-846 5030/8260	6/19/95	PSF
Pentachloroethane	<0.75	0.75	ug/l	SW-846 5030/8260	6/19/95	PSF
Propionitrile	<3.40	3.40	ug/l	SW-846 5030/8260	6/19/95	PSF
Styrene	0.70	0.65	ug/l	SW-846 5030/8260	6/19/95	PSF
1,1,1,2-Tetrachloroethane	<1.90	1.90	ug/l	SW-846 5030/8260	6/19/95	PSF
1,1,2,2-Tetrachloroethane	<1.40	1.40	ug/l	SW-846 5030/8260	6/19/95	PSF
Tetrachloroethane	✓ 2.94	2.60	ug/l	SW-846 5030/8260	6/19/95	PSF
Toluene	✓ 60.8	1.55	ug/l	SW-846 5030/8260	6/19/95	PSF
1,2,4-Trichlorobenzene	✓ 3.95	3.95	ug/l	SW-846 5030/8260	6/19/95	PSF
1,1,1-Trichloroethane	✓ 23.7	1.80	ug/l	SW-846 5030/8260	6/19/95	PSF
1,1,2-Trichloroethane	✓ 2.19	1.10	ug/l	SW-846 5030/8260	6/19/95	PSF
Trichloroethane	✓ 2.68	1.90	ug/l	SW-846 5030/8260	6/19/95	PSF
Trichlorofluoromethane	<1.30	1.30	ug/l	SW-846 5030/8260	6/19/95	PSF
1,2,3-Trichloropropane	<9.40	9.40	ug/l	SW-846 5030/8260	6/19/95	PSF
Vinyl acetate	<0.75	0.75	ug/l	SW-846 5030/8260	6/19/95	PSF
Vinyl Chloride	<2.55	2.55	ug/l	SW-846 5030/8260	6/19/95	PSF
o-Xylene	✓ 2.46	2.00	ug/l	SW-846 5030/8260	6/19/95	PSF
m-p-Xylene	✓ 8.37	2.90	ug/l	SW-846 5030/8260	6/19/95	PSF

STANDARD LABORATORIES, INC. 2315 Glenview Drive Evansville, IN 47720 PH (812) 424-2909 FAX (812) 424-0667

LABORATORY TESTS RESULTS

Report Dated: 6/20/95

Page 4

JOB NUMBER: 9506-01096

CUSTOMER: Standard Laboratories, Inc. 55 ATTN: Scott Robbins

LABORATORY I.D.: 9506-01096 -2
 DATE SAMPLED.....: 6/14/95
 TIME SAMPLED.....: 17:26
 DATE RECEIVED.....: 6/19/95
 TIME RECEIVED.....: 6:50

SAMPLE I.D.: 57253

5206141726

S2

TEST DESCRIPTION	FINAL RESULT	DETECTION LIMIT	UNIT OF MEASURE	TEST METHOD	DATE	TECHNICIAN
Method 8260 for Jacksboro				SW-846 5030/8260	6/19/95	PSF
Acetone	✓ 1267	58.4	ug/l	SW-846 5030/8260	6/19/95	PSF
Acetonitrile	<1.75	1.75	ug/l	SW-846 5030/8260	6/19/95	PSF
Acrolein	<18.3	18.3	ug/l	SW-846 5030/8260	6/19/95	PSF
Acrylonitrile	<5.40	5.40	ug/l	SW-846 5030/8260	6/19/95	PSF
Allyl chloride	<4.70	4.70	ug/l	SW-846 5030/8260	6/19/95	PSF
Benzene	✓ 1.57	0.80	ug/l	SW-846 5030/8260	6/19/95	PSF
Bromochloromethane	<2.95	2.95	ug/l	SW-846 5030/8260	6/19/95	PSF
Bromodichloromethane	<1.40	1.40	ug/l	SW-846 5030/8260	6/19/95	PSF
Bromoform (Tribromomethane)	<1.30	1.30	ug/l	SW-846 5030/8260	6/19/95	PSF
Bromomethane	<12.5	12.5	ug/l	SW-846 5030/8260	6/19/95	PSF
2-Butanone (MEK)	✓ 28.8	16.1	ug/l	SW-846 5030/8260	6/19/95	PSF
Carbon disulfide	<0.80	0.80	ug/l	SW-846 5030/8260	6/19/95	PSF
Carbon tetrachloride	<2.50	2.50	ug/l	SW-846 5030/8260	6/19/95	PSF
Chlorobenzene	<0.65	0.65	ug/l	SW-846 5030/8260	6/19/95	PSF
2-Chloro-1,3-Butadiene	<1.50	1.50	ug/l	SW-846 5030/8260	6/19/95	PSF
Chlorodibromomethane	<0.90	0.90	ug/l	SW-846 5030/8260	6/19/95	PSF
Chloroethane	<34.0	34.0	ug/l	SW-846 5030/8260	6/19/95	PSF
2-Chloroethylvinyl ether	<2.65	2.65	ug/l	SW-846 5030/8260	6/19/95	PSF
Chloroform	✓ 4.29	3.70	ug/l	SW-846 5030/8260	6/19/95	PSF
Chloromethane	<3.00	3.00	ug/l	SW-846 5030/8260	6/19/95	PSF
1,2-Dibromo-3-chloropropane	<12.9	12.9	ug/l	SW-846 5030/8260	6/19/95	PSF
1,2-Dibromoethane (EDB)	<0.90	0.90	ug/l	SW-846 5030/8260	6/19/95	PSF
Dibromomethane	<1.40	1.40	ug/l	SW-846 5030/8260	6/19/95	PSF
1,2-Dichlorobenzene	<0.85	0.85	ug/l	SW-846 5030/8260	6/19/95	PSF
1,3-Dichlorobenzene	<2.15	2.15	ug/l	SW-846 5030/8260	6/19/95	PSF
1,4-Dichlorobenzene	<1.70	1.70	ug/l	SW-846 5030/8260	6/19/95	PSF
cis-1,4-Dichloro-2-butene	<4.00	4.00	ug/l	SW-846 5030/8260	6/19/95	PSF
trans-1,4-Dichloro-2-butene	<3.30	3.30	ug/l	SW-846 5030/8260	6/19/95	PSF
Dichlorodifluoromethane	<3.50	3.50	ug/l	SW-846 5030/8260	6/19/95	PSF
1,1-Dichloroethane	<0.80	0.80	ug/l	SW-846 5030/8260	6/19/95	PSF
1,2-Dichloroethane	<1.90	1.90	ug/l	SW-846 5030/8260	6/19/95	PSF
1,1-Dichloroethene	<2.15	2.15	ug/l	SW-846 5030/8260	6/19/95	PSF
trans-1,2-Dichloroethene	<1.95	1.95	ug/l	SW-846 5030/8260	6/19/95	PSF

STANDARD LABORATORIES, INC. 2315 Glenview Drive Evansville, IN 47720 PH (812) 424-2909 FAX (812) 424-0667

LABORATORY TESTS RESULTS

Report Dated: 6/20/95

Page 5

JOB NUMBER: 9506-01096

CUSTOMER: Standard Laboratories, Inc. 55 ATTN: Scott Robbins

LABORATORY I.D.: 9506-01096 -2
 DATE SAMPLED: 6/14/95
 TIME SAMPLED: 17:26
 DATE RECEIVED: 6/19/95
 TIME RECEIVED: 6:50

SAMPLE I.D.: 57253

5206141726

TEST DESCRIPTION	FINAL RESULT	DETECTION LIMIT	UNIT OF MEASURE	TEST METHOD	DATE	TECHNICIAN
1,2-Dichloropropane	<1.75	1.75	ug/l	SW-846 5030/8260	6/19/95	PSF
cis-1,3-Dichloropropene	<1.95	1.95	ug/l	SW-846 5030/8260	6/19/95	PSF
trans-1,3-Dichloropropene	<2.15	2.15	ug/l	SW-846 5030/8260	6/19/95	PSF
Ethylbenzene	✓ 10.5	1.80	ug/l	SW-846 5030/8260	6/19/95	PSF
Ethyl Methacrylate	✓ 8.69	0.90	ug/l	SW-846 5030/8260	6/19/95	PSF
Hexachlorobutadiene	<5.30	5.30	ug/l	SW-846 5030/8260	6/19/95	PSF
Hexachloroethane	<1.20	1.20	ug/l	SW-846 5030/8260	6/19/95	PSF
2-Hexanone	<5.45	5.45	ug/l	SW-846 5030/8260	6/19/95	PSF
Iodomethane	<2.15	2.15	ug/l	SW-846 5030/8260	6/19/95	PSF
Isobutyl alcohol	<0.50	0.50	ug/l	SW-846 5030/8260	6/19/95	PSF
Methylene chloride	✓ 49.7	49.2	ug/l	SW-846 5030/8260	6/19/95	PSF
Methyl methacrylate	✓ 3.48	2.00	ug/l	SW-846 5030/8260	6/19/95	PSF
4-Methyl-2-pentanone	<5.00	5.00	ug/l	SW-846 5030/8260	6/19/95	PSF
Naphthalene	<3.40	3.40	ug/l	SW-846 5030/8260	6/19/95	PSF
Pentachloroethane	<0.75	0.75	ug/l	SW-846 5030/8260	6/19/95	PSF
Propionitrile	<3.40	3.40	ug/l	SW-846 5030/8260	6/19/95	PSF
Styrene	0.86	0.65	ug/l	SW-846 5030/8260	6/19/95	PSF
1,1,1,2-Tetrachloroethane	<1.90	1.90	ug/l	SW-846 5030/8260	6/19/95	PSF
1,1,2,2-Tetrachloroethane	<1.40	1.40	ug/l	SW-846 5030/8260	6/19/95	PSF
Tetrachloroethene	<2.60	2.60	ug/l	SW-846 5030/8260	6/19/95	PSF
Toluene	✓ 461	1.55	ug/l	SW-846 5030/8260	6/19/95	PSF
1,2,4-Trichlorobenzene	<3.95	3.95	ug/l	SW-846 5030/8260	6/19/95	PSF
1,1,1-Trichloroethane	3.31	1.80	ug/l	SW-846 5030/8260	6/19/95	PSF
1,1,2-Trichloroethane	✓ 6.70	1.10	ug/l	SW-846 5030/8260	6/19/95	PSF
Trichloroethene	<1.90	1.90	ug/l	SW-846 5030/8260	6/19/95	PSF
Trichlorofluoromethane	<1.30	1.30	ug/l	SW-846 5030/8260	6/19/95	PSF
1,2,3-Trichloropropane	<9.40	9.40	ug/l	SW-846 5030/8260	6/19/95	PSF
Vinyl acetate	<0.75	0.75	ug/l	SW-846 5030/8260	6/19/95	PSF
Vinyl Chloride	<2.55	2.55	ug/l	SW-846 5030/8260	6/19/95	PSF
o-Xylene	✓ 12.4	2.00	ug/l	SW-846 5030/8260	6/19/95	PSF
m-p-Xylene	✓ 37.6	2.90	ug/l	SW-846 5030/8260	6/19/95	PSF

STANDARD LABORATORIES, INC. 2315 Glenview Drive Evansville, IN 47720 PH (812) 424-2909 FAX (812) 424-0667

L A B O R A T O R Y T E S T S R E S U L T S

Report Dated: 6/20/95

Page 6

JOB NUMBER: 9506-01096

CUSTOMER: Standard Laboratories, Inc. 55 ATTN: Scott Robbins

LABORATORY I.D.: 9506-01096 -3
 DATE SAMPLED: 6/15/95
 TIME SAMPLED: 16:15
 DATE RECEIVED: 6/19/95
 TIME RECEIVED: 6:50

SAMPLE I.D.: 57254

5306151515
 53

TEST DESCRIPTION	FINAL RESULT	DETECTION LIMIT	UNIT OF MEASURE	TEST METHOD	DATE	TECHNICIAN
Method 8260 for Jacksboro				SW-846 5030/8260	6/19/95	PSF
Acetone	28701	58.4	ug/l	SW-846 5030/8260	6/19/95	PSF
Acetonitrile	<1.75	1.75	ug/l	SW-846 5030/8260	6/19/95	PSF
Acrolein	<18.3	18.3	ug/l	SW-846 5030/8260	6/19/95	PSF
Acrylonitrile	<5.40	5.40	ug/l	SW-846 5030/8260	6/19/95	PSF
Allyl chloride	<4.70	4.70	ug/l	SW-846 5030/8260	6/19/95	PSF
Benzene	2.55	0.80	ug/l	SW-846 5030/8260	6/19/95	PSF
Bromochloromethane	<2.95	2.95	ug/l	SW-846 5030/8260	6/19/95	PSF
Bromodichloromethane	<1.40	1.40	ug/l	SW-846 5030/8260	6/19/95	PSF
Bromoform (Tribromomethane)	<1.30	1.30	ug/l	SW-846 5030/8260	6/19/95	PSF
Bromomethane	<12.5	12.5	ug/l	SW-846 5030/8260	6/19/95	PSF
2-Butanone (MEK)	26.6	16.1	ug/l	SW-846 5030/8260	6/19/95	PSF
Carbon disulfide	<0.80	0.80	ug/l	SW-846 5030/8260	6/19/95	PSF
Carbon tetrachloride	<2.50	2.50	ug/l	SW-846 5030/8260	6/19/95	PSF
Chlorobenzene	<0.65	0.65	ug/l	SW-846 5030/8260	6/19/95	PSF
2-Chloro-1,3-Butadiene	<1.50	1.50	ug/l	SW-846 5030/8260	6/19/95	PSF
Chlorodibromomethane	<0.90	0.90	ug/l	SW-846 5030/8260	6/19/95	PSF
Chloroethane	<34.0	34.0	ug/l	SW-846 5030/8260	6/19/95	PSF
2-Chloroethylvinyl ether	25.7	2.65	ug/l	SW-846 5030/8260	6/19/95	PSF
Chloroform	4.92	3.70	ug/l	SW-846 5030/8260	6/19/95	PSF
Chloromethane	<3.00	3.00	ug/l	SW-846 5030/8260	6/19/95	PSF
1,2-Dibromo-3-chloropropane	<12.9	12.9	ug/l	SW-846 5030/8260	6/19/95	PSF
1,2-Dibromoethane (EDB)	<0.90	0.90	ug/l	SW-846 5030/8260	6/19/95	PSF
Dibromomethane	<1.40	1.40	ug/l	SW-846 5030/8260	6/19/95	PSF
1,2-Dichlorobenzene	<0.85	0.85	ug/l	SW-846 5030/8260	6/19/95	PSF
1,3-Dichlorobenzene	<2.15	2.15	ug/l	SW-846 5030/8260	6/19/95	PSF
1,4-Dichlorobenzene	<1.70	1.70	ug/l	SW-846 5030/8260	6/19/95	PSF
cis-1,4-Dichloro-2-butene	<4.00	4.00	ug/l	SW-846 5030/8260	6/19/95	PSF
trans-1,4-Dichloro-2-butene	<3.30	3.30	ug/l	SW-846 5030/8260	6/19/95	PSF
Dichlorodifluoromethane	<3.50	3.50	ug/l	SW-846 5030/8260	6/19/95	PSF
1,1-Dichloroethane	46.6	0.80	ug/l	SW-846 5030/8260	6/19/95	PSF
1,2-Dichloroethane	<1.90	1.90	ug/l	SW-846 5030/8260	6/19/95	PSF
1,1-Dichloroethene	6.62	2.15	ug/l	SW-846 5030/8260	6/19/95	PSF
trans-1,2-Dichloroethene	<1.95	1.95	ug/l	SW-846 5030/8260	6/19/95	PSF

STANDARD LABORATORIES, INC. 2315 Glenview Drive Evansville, IN 47720 PH (812) 424-2909 FAX (812) 424-0667

LABORATORY TESTS RESULTS

Report Dated: 6/20/95

Page 7

JOB NUMBER: 9506-01096

CUSTOMER: Standard Laboratories, Inc. 55 ATTN: Scott Robbins

LABORATORY I.D.: 9506-01096 -3
 DATE SAMPLED: 6/15/95
 TIME SAMPLED: 16:15
 DATE RECEIVED: 6/19/95
 TIME RECEIVED: 6:50

SAMPLE I.D.: 57254

5306151515

TEST DESCRIPTION	FINAL RESULT	DETECTION LIMIT	UNIT OF MEASURE	TEST METHOD	DATE	TECHNICIAN
1,2-Dichloropropane	<1.75	1.75	ug/l	SW-846 5030/8260	6/19/95	PSF
cis-1,3-Dichloropropane	<1.95	1.95	ug/l	SW-846 5030/8260	6/19/95	PSF
trans-1,3-Dichloropropene	<2.15	2.15	ug/l	SW-846 5030/8260	6/19/95	PSF
Ethylbenzene	7.20	1.80	ug/l	SW-846 5030/8260	6/19/95	PSF
Ethyl Methacrylate	9.49	0.90	ug/l	SW-846 5030/8260	6/19/95	PSF
Hexachlorobutadiene	<5.30	5.30	ug/l	SW-846 5030/8260	6/19/95	PSF
Hexachloroethane	<1.20	1.20	ug/l	SW-846 5030/8260	6/19/95	PSF
2-Hexanone	15.0	5.45	ug/l	SW-846 5030/8260	6/19/95	PSF
Iodomethane	<2.15	2.15	ug/l	SW-846 5030/8260	6/19/95	PSF
Isobutyl alcohol	3.40	0.50	ug/l	SW-846 5030/8260	6/19/95	PSF
Methylene chloride	58.4	49.2	ug/l	SW-846 5030/8260	6/19/95	PSF
Methyl methacrylate	2.54	2.00	ug/l	SW-846 5030/8260	6/19/95	PSF
4-Methyl-2-pentanone	16.7	5.00	ug/l	SW-846 5030/8260	6/19/95	PSF
Naphthalene	<3.40	3.40	ug/l	SW-846 5030/8260	6/19/95	PSF
Pentachloroethane	<0.75	0.75	ug/l	SW-846 5030/8260	6/19/95	PSF
Propionitrile	7.25	3.40	ug/l	SW-846 5030/8260	6/19/95	PSF
Styrene	0.95	0.65	ug/l	SW-846 5030/8260	6/19/95	PSF
1,1,1,2-Tetrachloroethane	<1.90	1.90	ug/l	SW-846 5030/8260	6/19/95	PSF
1,1,2,2-Tetrachloroethane	<1.40	1.40	ug/l	SW-846 5030/8260	6/19/95	PSF
Tetrachloroethane	7.11	2.60	ug/l	SW-846 5030/8260	6/19/95	PSF
Toluene	194	1.55	ug/l	SW-846 5030/8260	6/19/95	PSF
1,2,4-Trichlorobenzene	<3.95	3.95	ug/l	SW-846 5030/8260	6/19/95	PSF
1,1,1-Trichloroethane	256	1.80	ug/l	SW-846 5030/8260	6/19/95	PSF
1,1,2-Trichloroethane	8.17	1.10	ug/l	SW-846 5030/8260	6/19/95	PSF
Trichloroethane	5.78	1.90	ug/l	SW-846 5030/8260	6/19/95	PSF
Trichlorofluoromethane	<1.30	1.30	ug/l	SW-846 5030/8260	6/19/95	PSF
1,2,3-Trichloropropane	<9.40	9.40	ug/l	SW-846 5030/8260	6/19/95	PSF
Vinyl acetate	<0.75	0.75	ug/l	SW-846 5030/8260	6/19/95	PSF
Vinyl Chloride	<2.55	2.55	ug/l	SW-846 5030/8260	6/19/95	PSF
o-Xylene	9.95	2.00	ug/l	SW-846 5030/8260	6/19/95	PSF
m-p-Xylene	24.1	2.90	ug/l	SW-846 5030/8260	6/19/95	PSF

STANDARD LABORATORIES, INC. 2315 Glenview Drive Evansville, IN 47720 PH (812) 424-2909 FAX (812) 424-0667

QUALITY ASSURANCE REPORT

Report Dated: 6/20/95

Page 1

JOB NUMBER: 9506-01096

CUSTOMER: Standard Laboratories, Inc. 55 ATTN: Scott Robbins

ANALYSIS				DUPLICATES		REFERENCE STANDARDS		MATRIX SPIKES		
ANALYSIS TYPE	ANALYSIS SUB-TYPE	ANALYSIS I.D.	ANALYZED VALUE (A)	DUPLICATE VALUE (B)	RPD	TRUE VALUE	PERCENT RECOVERY	ORIGINAL VALUE	SPIKE ADDED	PERCENT RECOVERY
PARAMETER: Ethylbenzene DETECTION LIMIT: 0.04 UNITS: ug/l				DATE/TIME ANALYZED: 6/19/95 9:00 METHOD REFERENCE: SW-846 5030/8260		QC BATCH NUMBER: 952599 TECHNICIAN: PSF				
BLANK	CALIB CHK	BATCH BLANK	<1.80							
DUPLICATE	ANALYTICAL	9506-01096-002D	12.3	10.5	16.00			308	260.00	116.00
SPIKE	ANALYTICAL	9506-01096-003S	7.20							
STANDARD	CALIB CHK	CHECK STD	29.1			26	112.00			
PARAMETER: Styrene DETECTION LIMIT: 0.01 UNITS: ug/l				DATE/TIME ANALYZED: 6/19/95 9:00 METHOD REFERENCE: SW-846 5030/8260		QC BATCH NUMBER: 952599 TECHNICIAN: PSF				
BLANK	CALIB CHK	BATCH BLANK	<0.65							
DUPLICATE	ANALYTICAL	9506-01096-002D	1.23	0.86	40.00			230	200.00	115.00
SPIKE	ANALYTICAL	9506-01096-003S	0.95							
STANDARD	CALIB CHK	CHECK STD	23.6			20	118.00			
PARAMETER: cis-1,3-Dichloropropene DETECTION LIMIT: 0.04 UNITS: ug/l				DATE/TIME ANALYZED: 6/19/95 9:00 METHOD REFERENCE: SW-846 5030/8260		QC BATCH NUMBER: 952599 TECHNICIAN: PSF				
BLANK	CALIB CHK	BATCH BLANK	<1.95	<1.95	35.00					
DUPLICATE	ANALYTICAL	9506-01096-002D	<1.95					401	400.00	100.00
SPIKE	ANALYTICAL	9506-01096-003S	<1.95							
STANDARD	CALIB CHK	CHECK STD	46.9			40	117.00			
PARAMETER: trans-1,3-Dichloropropene DETECTION LIMIT: 0.04 UNITS: ug/l				DATE/TIME ANALYZED: 6/19/95 9:00 METHOD REFERENCE: SW-846 5030/8260		QC BATCH NUMBER: 952599 TECHNICIAN: PSF				
BLANK	CALIB CHK	BATCH BLANK	<2.15	<2.15	123.00					
DUPLICATE	ANALYTICAL	9506-01096-002D	<2.15					310	400.00	77.00
SPIKE	ANALYTICAL	9506-01096-003S	<2.15							
STANDARD	CALIB CHK	CHECK STD	41.0			40	103.00			
PARAMETER: 1,4-Dichlorobenzene DETECTION LIMIT: 0.03 UNITS: ug/l				DATE/TIME ANALYZED: 6/19/95 9:00 METHOD REFERENCE: SW-846 5030/8260		QC BATCH NUMBER: 952599 TECHNICIAN: PSF				
BLANK	CALIB CHK	BATCH BLANK	<1.70	<1.70	99.00					
DUPLICATE	ANALYTICAL	9506-01096-002D	<1.70					208	200.00	104.00
SPIKE	ANALYTICAL	9506-01096-003S	<1.70							
STANDARD	CALIB CHK	CHECK STD	20.5			20	103.00			
PARAMETER: 1,2-Dibromoethane (EDB) DETECTION LIMIT: 0.02 UNITS: ug/l				DATE/TIME ANALYZED: 6/19/95 9:00 METHOD REFERENCE: SW-846 5030/8260		QC BATCH NUMBER: 952599 TECHNICIAN: PSF				
BLANK	CALIB CHK	BATCH BLANK	<0.90	<0.90	200.00					
DUPLICATE	ANALYTICAL	9506-01096-002D	<0.90					204	200.00	102.00
SPIKE	ANALYTICAL	9506-01096-003S	<0.90							
STANDARD	CALIB CHK	CHECK STD	20.2			20	101.00			
PARAMETER: Acrolein DETECTION LIMIT: 0.37 UNITS: ug/l				DATE/TIME ANALYZED: 6/19/95 9:00 METHOD REFERENCE: SW-846 5030/8260		QC BATCH NUMBER: 952599 TECHNICIAN: PSF				
BLANK	CALIB CHK	BATCH BLANK	<18.3	<18.3	119.00					
DUPLICATE	ANALYTICAL	9506-01096-002D	<18.3					190	200.00	93.00
SPIKE	ANALYTICAL	9506-01096-003S	<18.3							
STANDARD	CALIB CHK	CHECK STD	<18.3			20	74.00			

STANDARD LABORATORIES, INC. 2315 Glenview Drive Evansville, IN 47720 PH (812) 424-2909 FAX (812) 424-0667

NC = Not Calculable Due To Lower Than The Detection Limit

Quality Control Acceptance Criteria:

Blanks..... Analyzed Value <= Detection Limit
 Reference Standards 100 +/- 10 Percent Recovery
 Duplicates..... 20 Percent Relative Difference, Unless Values Are Below Detection Limits
 Spikes..... 100 +/- 25 Percent Recovery

Note: Data Reported In QA Report May Be Lower Than Value On Sample Data Page Due To Dilution Of Sample Into Analytical Range

QUALITY ASSURANCE REPORT

Report Dated: 6/20/95

Page 2

JOB NUMBER: 9506-01096

CUSTOMER: Standard Laboratories, Inc. 55 ATTN: Scott Robbins

ANALYSIS				DUPLICATES			REFERENCE STANDARDS		MATRIX SPIKES		
ANALYSIS TYPE	ANALYSIS SUB-TYPE	ANALYSIS I.D.	ANALYZED VALUE (A)	DUPLICATE VALUE (B)	RPD	TRUE VALUE	PERCENT RECOVERY	ORIGINAL VALUE	SPIKE ADDED	PERCENT RECOVERY	
PARAMETER: Allyl chloride DETECTION LIMIT: 0.09 UNITS: ug/l				DATE/TIME ANALYZED: 6/19/95 9:00 METHOD REFERENCE: SW-846 5030/8260			QC BATCH NUMBER: 952599 TECHNICIAN: PSF				
BLANK	CALIB CHK	BATCH BLANK	<4.70								
DUPLICATE	ANALYTICAL	9506-01096-002D	<4.70	<4.70	0.00			224	200.00	112.00	
SPIKE	ANALYTICAL	9506-01096-003S	<4.70			20	102.00				
STANDARD	CALIB CHK	CHECK STD	20.3								
PARAMETER: 1,2-Dichloroethane DETECTION LIMIT: 0.04 UNITS: ug/l				DATE/TIME ANALYZED: 6/19/95 9:00 METHOD REFERENCE: SW-846 5030/8260			QC BATCH NUMBER: 952599 TECHNICIAN: PSF				
BLANK	CALIB CHK	BATCH BLANK	<1.90								
DUPLICATE	ANALYTICAL	9506-01096-002D	<1.90	<1.90	40.00			146	200.00	72.00	
SPIKE	ANALYTICAL	9506-01096-003S	<1.90			20	95.00				
STANDARD	CALIB CHK	CHECK STD	18.9								
PARAMETER: Propionitrile DETECTION LIMIT: 0.07 UNITS: ug/l				DATE/TIME ANALYZED: 6/19/95 9:00 METHOD REFERENCE: SW-846 5030/8260			QC BATCH NUMBER: 952599 TECHNICIAN: PSF				
BLANK	CALIB CHK	BATCH BLANK	<3.40								
DUPLICATE	ANALYTICAL	9506-01096-002D	<3.40	<3.40	11.00			305	200.00	149.00	
SPIKE	ANALYTICAL	9506-01096-003S	7.25			20	98.00				
STANDARD	CALIB CHK	CHECK STD	19.5								
PARAMETER: Acrylonitrile DETECTION LIMIT: 0.11 UNITS: ug/l				DATE/TIME ANALYZED: 6/19/95 9:00 METHOD REFERENCE: SW-846 5030/8260			QC BATCH NUMBER: 952599 TECHNICIAN: PSF				
BLANK	CALIB CHK	BATCH BLANK	<5.40								
DUPLICATE	ANALYTICAL	9506-01096-002D	<5.40	<5.40	0.00			286	200.00	141.00	
SPIKE	ANALYTICAL	9506-01096-003S	<5.40			20	115.00				
STANDARD	CALIB CHK	CHECK STD	23.0								
PARAMETER: Vinyl acetate DETECTION LIMIT: 0.02 UNITS: ug/l				DATE/TIME ANALYZED: 6/19/95 9:00 METHOD REFERENCE: SW-846 5030/8260			QC BATCH NUMBER: 952599 TECHNICIAN: PSF				
BLANK	CALIB CHK	BATCH BLANK	<0.75								
DUPLICATE	ANALYTICAL	9506-01096-002D	1.16	<0.75	177.00			199	200.00	99.00	
SPIKE	ANALYTICAL	9506-01096-003S	<0.75			20	99.00				
STANDARD	CALIB CHK	CHECK STD	19.8								
PARAMETER: 4-Methyl-2-pentanone DETECTION LIMIT: 0.10 UNITS: ug/l				DATE/TIME ANALYZED: 6/19/95 9:00 METHOD REFERENCE: SW-846 5030/8260			QC BATCH NUMBER: 952599 TECHNICIAN: PSF				
BLANK	CALIB CHK	BATCH BLANK	<5.00								
DUPLICATE	ANALYTICAL	9506-01096-002D	<5.00	<5.00	13.00			221	200.00	102.00	
SPIKE	ANALYTICAL	9506-01096-003S	16.7			20	107.00				
STANDARD	CALIB CHK	CHECK STD	21.3								
PARAMETER: Toluene DETECTION LIMIT: 0.03 UNITS: ug/l				DATE/TIME ANALYZED: 6/19/95 9:00 METHOD REFERENCE: SW-846 5030/8260			QC BATCH NUMBER: 952599 TECHNICIAN: PSF				
BLANK	CALIB CHK	BATCH BLANK	<1.55								
DUPLICATE	ANALYTICAL	9506-01096-002D	488	461	6.00			396	200.00	101.00	
SPIKE	ANALYTICAL	9506-01096-003S	194			20	115.00				
STANDARD	CALIB CHK	CHECK STD	23.0								

STANDARD LABORATORIES, INC. 2315 Glenview Drive Evansville, IN 47720 PH (812) 424-2909 FAX (812) 424-0667

NC = Not Calculable Due To Lower Than The Detection Limit

Quality Control Acceptance Criteria:

Blanks..... Analyzed Value <= Detection Limit
 Reference Standards 100 +/- 10 Percent Recovery
 Duplicates..... 20 Percent Relative Difference, Unless Values Are Below Detection Limits
 Spikes..... 100 +/- 25 Percent Recovery

Note: Data Reported In QA Report May Be Lower Than Value On Sample Data Page Due To Dilution Of Sample Into Analytical Range

QUALITY ASSURANCE REPORT

Report Dated: 6/20/95

Page 3

JOB NUMBER: 9506-01096

CUSTOMER: Standard Laboratories, Inc. 55 ATTN: Scott Robbins

ANALYSIS				DUPLICATES		REFERENCE STANDARDS		MATRIX SPIKES		
ANALYSIS TYPE	ANALYSIS SUB-TYPE	ANALYSIS I.D.	ANALYZED VALUE (A)	DUPLICATE VALUE (B)	RPD	TRUE VALUE	PERCENT RECOVERY	ORIGINAL VALUE	SPIKE ADDED	PERCENT RECOVERY
PARAMETER: Chlorobenzene DETECTION LIMIT: 0.01 UNITS: ug/l				DATE/TIME ANALYZED: 6/19/95 9:00 METHOD REFERENCE: SW-846 5030/8260		QC BATCH NUMBER: 952599 TECHNICIAN: PSF				
BLANK	CALIB CHK	BATCH BLANK	<0.65	<0.65	81.00			213	200.00	106.00
DUPLICATE	ANALYTICAL	9506-01096-002D	0.90							
SPIKE	ANALYTICAL	9506-01096-003S	<0.65			20	103.00			
STANDARD	CALIB CHK	CHECK STD	20.6							
PARAMETER: trans-1,4-Dichloro-2-butene DETECTION LIMIT: 0.07 UNITS: ug/l				DATE/TIME ANALYZED: 6/19/95 9:00 METHOD REFERENCE: SW-846 5030/8260		QC BATCH NUMBER: 952599 TECHNICIAN: PSF				
BLANK	CALIB CHK	BATCH BLANK	<3.30	<3.30	200.00			270	200.00	135.00
DUPLICATE	ANALYTICAL	9506-01096-002D	<3.30							
SPIKE	ANALYTICAL	9506-01096-003S	<3.30			20	196.00			
STANDARD	CALIB CHK	CHECK STD	39.1							
PARAMETER: 2-Chloroethylvinyl ether DETECTION LIMIT: 0.05 UNITS: ug/l				DATE/TIME ANALYZED: 6/19/95 9:00 METHOD REFERENCE: SW-846 5030/8260		QC BATCH NUMBER: 952599 TECHNICIAN: PSF				
BLANK	CALIB CHK	BATCH BLANK	<2.65	<2.65	200.00			355	200.00	165.00
DUPLICATE	ANALYTICAL	9506-01096-002D	25.4							
SPIKE	ANALYTICAL	9506-01096-003S	25.7			20	133.00			
STANDARD	CALIB CHK	CHECK STD	26.5							
PARAMETER: 1,2,4-Trichlorobenzene DETECTION LIMIT: 0.08 UNITS: ug/l				DATE/TIME ANALYZED: 6/19/95 9:00 METHOD REFERENCE: SW-846 5030/8260		QC BATCH NUMBER: 952599 TECHNICIAN: PSF				
BLANK	CALIB CHK	BATCH BLANK	<3.95	<3.95	116.00			174	200.00	87.00
DUPLICATE	ANALYTICAL	9506-01096-002D	<3.95							
SPIKE	ANALYTICAL	9506-01096-003S	<3.95			20	99.00			
STANDARD	CALIB CHK	CHECK STD	19.7							
PARAMETER: Chlorodibromomethane DETECTION LIMIT: 0.02 UNITS: ug/l				DATE/TIME ANALYZED: 6/19/95 9:00 METHOD REFERENCE: SW-846 5030/8260		QC BATCH NUMBER: 952599 TECHNICIAN: PSF				
BLANK	CALIB CHK	BATCH BLANK	<0.90	<0.90	200.00			178	200.00	89.00
DUPLICATE	ANALYTICAL	9506-01096-002D	<0.90							
SPIKE	ANALYTICAL	9506-01096-003S	<0.90			20	101.00			
STANDARD	CALIB CHK	CHECK STD	20.1							
PARAMETER: 2-Chloro-1,3-Butadiene DETECTION LIMIT: 0.03 UNITS: ug/l				DATE/TIME ANALYZED: 6/19/95 9:00 METHOD REFERENCE: SW-846 5030/8260		QC BATCH NUMBER: 952599 TECHNICIAN: PSF				
BLANK	CALIB CHK	BATCH BLANK	<1.50	<1.50	140.00			182	200.00	91.00
DUPLICATE	ANALYTICAL	9506-01096-002D	<1.50							
SPIKE	ANALYTICAL	9506-01096-003S	<1.50			20	99.00			
STANDARD	CALIB CHK	CHECK STD	19.7							
PARAMETER: Tetrachloroethene DETECTION LIMIT: 0.05 UNITS: ug/l				DATE/TIME ANALYZED: 6/19/95 9:00 METHOD REFERENCE: SW-846 5030/8260		QC BATCH NUMBER: 952599 TECHNICIAN: PSF				
BLANK	CALIB CHK	BATCH BLANK	<2.60	<2.60	57.00			360	290.00	122.00
DUPLICATE	ANALYTICAL	9506-01096-002D	3.44							
SPIKE	ANALYTICAL	9506-01096-003S	7.11			29	128.00			
STANDARD	CALIB CHK	CHECK STD	37.1							

STANDARD LABORATORIES, INC. 2315 Glenview Drive Evansville, IN 47720 PH (812) 424-2909 FAX (812) 424-0667

NC = Not Calculable Due To Lower Than The Detection Limit

Quality Control Acceptance Criteria:

Blanks Analyzed Value <= Detection Limit
 Reference Standards 100 +/- 10 Percent Recovery
 Duplicates 20 Percent Relative Difference, Unless Values Are Below Detection Limits
 Spikes 100 +/- 25 Percent Recovery

Note: Data Reported In QA Report May Be Lower Than Value On Sample Data Page Due To Dilution Of Sample Into Analytical Range

QUALITY ASSURANCE REPORT

Report Dated: 6/20/95

Page 4

JOB NUMBER: 9506-01096

CUSTOMER: Standard Laboratories, Inc. 55 ATTN: Scott Robbins

ANALYSIS				DUPLICATES		REFERENCE STANDARDS		MATRIX SPIKES		
ANALYSIS TYPE	ANALYSIS SUB-TYPE	ANALYSIS I.D.	ANALYZED VALUE (A)	DUPLICATE VALUE (B)	RPD	TRUE VALUE	PERCENT RECOVERY	ORIGINAL VALUE	SPIKE ADDED	PERCENT RECOVERY
PARAMETER: cis-1,4-Dichloro-2-butene DETECTION LIMIT: 0.08 UNITS: ug/l				DATE/TIME ANALYZED: 6/19/95 9:00 METHOD REFERENCE: SW-846 5030/8260		QC BATCH NUMBER: 952599 TECHNICIAN: PSF				
BLANK	CALIB CHK	BATCH BLANK	<4.00							
DUPLICATE	ANALYTICAL	9506-01096-002D	<4.00	<4.00	76.00			381	200.00	190.00
SPIKE	ANALYTICAL	9506-01096-003S	<4.00							
STANDARD	CALIB CHK	CHECK STD	43.5			20	218.00			
PARAMETER: trans-1,2-Dichloroethene DETECTION LIMIT: 0.04 UNITS: ug/l				DATE/TIME ANALYZED: 6/19/95 9:00 METHOD REFERENCE: SW-846 5030/8260		QC BATCH NUMBER: 952599 TECHNICIAN: PSF				
BLANK	CALIB CHK	BATCH BLANK	<1.95							
DUPLICATE	ANALYTICAL	9506-01096-002D	<1.95	<1.95	126.00			252	200.00	126.00
SPIKE	ANALYTICAL	9506-01096-003S	<1.95							
STANDARD	CALIB CHK	CHECK STD	20.9			20	105.00			
PARAMETER: 1,3-Dichlorobenzene DETECTION LIMIT: 0.04 UNITS: ug/l				DATE/TIME ANALYZED: 6/19/95 9:00 METHOD REFERENCE: SW-846 5030/8260		QC BATCH NUMBER: 952599 TECHNICIAN: PSF				
BLANK	CALIB CHK	BATCH BLANK	<2.15							
DUPLICATE	ANALYTICAL	9506-01096-002D	<2.15	<2.15	127.00			198	200.00	99.00
SPIKE	ANALYTICAL	9506-01096-003S	<2.15							
STANDARD	CALIB CHK	CHECK STD	20.9			20	105.00			
PARAMETER: Carbon tetrachloride DETECTION LIMIT: 0.05 UNITS: ug/l				DATE/TIME ANALYZED: 6/19/95 9:00 METHOD REFERENCE: SW-846 5030/8260		QC BATCH NUMBER: 952599 TECHNICIAN: PSF				
BLANK	CALIB CHK	BATCH BLANK	<2.50							
DUPLICATE	ANALYTICAL	9506-01096-002D	<2.50	<2.50	12.00			144	200.00	72.00
SPIKE	ANALYTICAL	9506-01096-003S	<2.50							
STANDARD	CALIB CHK	CHECK STD	18.1			20	91.00			
PARAMETER: 2-Hexanone DETECTION LIMIT: 0.11 UNITS: ug/l				DATE/TIME ANALYZED: 6/19/95 9:00 METHOD REFERENCE: SW-846 5030/8260		QC BATCH NUMBER: 952599 TECHNICIAN: PSF				
BLANK	CALIB CHK	BATCH BLANK	<5.45							
DUPLICATE	ANALYTICAL	9506-01096-002D	<5.45	<5.45	51.00			207	200.00	96.00
SPIKE	ANALYTICAL	9506-01096-003S	15.0							
STANDARD	CALIB CHK	CHECK STD	21.0			20	105.00			
PARAMETER: 1,1,1,2-Tetrachloroethane DETECTION LIMIT: 0.04 UNITS: ug/l				DATE/TIME ANALYZED: 6/19/95 9:00 METHOD REFERENCE: SW-846 5030/8260		QC BATCH NUMBER: 952599 TECHNICIAN: PSF				
BLANK	CALIB CHK	BATCH BLANK	<1.90							
DUPLICATE	ANALYTICAL	9506-01096-002D	<1.90	<1.90	0.00			185	200.00	93.00
SPIKE	ANALYTICAL	9506-01096-003S	<1.90							
STANDARD	CALIB CHK	CHECK STD	20.2			20	101.00			
PARAMETER: Acetone DETECTION LIMIT: 1.17 UNITS: ug/l				DATE/TIME ANALYZED: 6/19/95 9:00 METHOD REFERENCE: SW-846 5030/8260		QC BATCH NUMBER: 952599 TECHNICIAN: PSF				
BLANK	CALIB CHK	BATCH BLANK	<58.4							
DUPLICATE	ANALYTICAL	9506-01096-002D	1306	1267	3.00			26563	200.00	1069.00
SPIKE	ANALYTICAL	9506-01096-003S	28701							
STANDARD	CALIB CHK	CHECK STD	<58.4			20	130.00			

STANDARD LABORATORIES, INC. 2315 Glenview Drive Evansville, IN 47720 PH (812) 424-2909 FAX (812) 424-0667

NC = Not Calculable Due To Lower Than The Detection Limit

Quality Control Acceptance Criteria:

Blanks..... Analyzed Value <= Detection Limit
Reference Standards 100 +/- 10 Percent Recovery
Duplicates..... 20 Percent Relative Difference, Unless Values Are Below Detection Limit
Spikes..... 100 +/- 25 Percent Recovery

Note: Data Reported In QA Report May Be Lower Than Value On Sample Data Page Due To Dilution Of Sample Into Analytical Range

QUALITY ASSURANCE REPORT

Report Dated: 6/20/95

Page 5

JOB NUMBER: 9506-01096

CUSTOMER: Standard Laboratories, Inc. 55 ATTN: Scott Robbins

ANALYSIS				DUPLICATES		REFERENCE STANDARDS		MATRIX SPIKES		
ANALYSIS TYPE	ANALYSIS SUB-TYPE	ANALYSIS I.D.	ANALYZED VALUE (A)	DUPLICATE VALUE (B)	RPD	TRUE VALUE	PERCENT RECOVERY	ORIGINAL VALUE	SPIKE ADDED	PERCENT RECOVERY
PARAMETER: Chloroform DETECTION LIMIT: 0.07 UNITS: ug/l				DATE/TIME ANALYZED: 6/19/95 9:00 METHOD REFERENCE: SW-846 5030/8260		QC BATCH NUMBER: 952599 TECHNICIAN: PSF				
BLANK	CALIB CHK	BATCH BLANK	<3.70							
DUPLICATE	ANALYTICAL	9506-01096-002D	4.72	4.29	10.00			181	200.00	88.00
SPIKE	ANALYTICAL	9506-01096-003S	4.92			20	98.00			
STANDARD	CALIB CHK	CHECK STD	19.6							
PARAMETER: Hexachloroethane DETECTION LIMIT: 0.02 UNITS: ug/l				DATE/TIME ANALYZED: 6/19/95 9:00 METHOD REFERENCE: SW-846 5030/8260		QC BATCH NUMBER: 952599 TECHNICIAN: PSF				
BLANK	CALIB CHK	BATCH BLANK	<1.20							
DUPLICATE	ANALYTICAL	9506-01096-002D	<1.20	<1.20	50.00			124	200.00	62.00
SPIKE	ANALYTICAL	9506-01096-003S	<1.20			20	82.00			
STANDARD	CALIB CHK	CHECK STD	16.4							
PARAMETER: Benzene DETECTION LIMIT: 0.02 UNITS: ug/l				DATE/TIME ANALYZED: 6/19/95 9:00 METHOD REFERENCE: SW-846 5030/8260		QC BATCH NUMBER: 952599 TECHNICIAN: PSF				
BLANK	CALIB CHK	BATCH BLANK	<0.80							
DUPLICATE	ANALYTICAL	9506-01096-002D	1.82	1.57	15.00			203	200.00	100.00
SPIKE	ANALYTICAL	9506-01096-003S	2.55			20	107.00			
STANDARD	CALIB CHK	CHECK STD	21.3							
PARAMETER: 1,1,1-Trichloroethane DETECTION LIMIT: 0.04 UNITS: ug/l				DATE/TIME ANALYZED: 6/19/95 9:00 METHOD REFERENCE: SW-846 5030/8260		QC BATCH NUMBER: 952599 TECHNICIAN: PSF				
BLANK	CALIB CHK	BATCH BLANK	<1.80							
DUPLICATE	ANALYTICAL	9506-01096-002D	3.54	3.31	7.00			367	200.00	56.00
SPIKE	ANALYTICAL	9506-01096-003S	256			20	91.00			
STANDARD	CALIB CHK	CHECK STD	18.2							
PARAMETER: Bromomethane DETECTION LIMIT: 0.25 UNITS: ug/l				DATE/TIME ANALYZED: 6/19/95 9:00 METHOD REFERENCE: SW-846 5030/8260		QC BATCH NUMBER: 952599 TECHNICIAN: PSF				
BLANK	CALIB CHK	BATCH BLANK	<12.5							
DUPLICATE	ANALYTICAL	9506-01096-002D	<12.5	<12.5	4.00			150	200.00	72.00
SPIKE	ANALYTICAL	9506-01096-003S	<12.5			20	126.00			
STANDARD	CALIB CHK	CHECK STD	25.2							
PARAMETER: Chloromethane DETECTION LIMIT: 0.06 UNITS: ug/l				DATE/TIME ANALYZED: 6/19/95 9:00 METHOD REFERENCE: SW-846 5030/8260		QC BATCH NUMBER: 952599 TECHNICIAN: PSF				
BLANK	CALIB CHK	BATCH BLANK	<3.00							
DUPLICATE	ANALYTICAL	9506-01096-002D	<3.00	<3.00	65.00			204	200.00	101.00
SPIKE	ANALYTICAL	9506-01096-003S	<3.00			20	76.00			
STANDARD	CALIB CHK	CHECK STD	15.2							
PARAMETER: Iodomethane DETECTION LIMIT: 0.04 UNITS: ug/l				DATE/TIME ANALYZED: 6/19/95 9:00 METHOD REFERENCE: SW-846 5030/8260		QC BATCH NUMBER: 952599 TECHNICIAN: PSF				
BLANK	CALIB CHK	BATCH BLANK	<2.15							
DUPLICATE	ANALYTICAL	9506-01096-002D	<2.15	<2.15	200.00			248	200.00	124.00
SPIKE	ANALYTICAL	9506-01096-003S	<2.15			20	60.00			
STANDARD	CALIB CHK	CHECK STD	12.0							

STANDARD LABORATORIES, INC. 2315 Glenview Drive Evansville, IN 47720 PH (812) 424-2909 FAX (812) 424-0667

NC = Not Calculable Due To Lower Than The Detection Limit

Quality Control Acceptance Criteria:

Blanks..... Analyzed Value <= Detection Limit
 Reference Standards 100 +/- 10 Percent Recovery
 Duplicates..... 20 Percent Relative Difference, Unless Values Are Below Detection Limits
 Spikes..... 100 +/- 25 Percent Recovery

Note: Data Reported In QA Report May Be Lower Than Value On Sample Data Page Due To Dilution Of Sample Into Analytical Range

QUALITY ASSURANCE REPORT

Report Dated: 6/20/95

Page 6

JOB NUMBER: 9506-01096

CUSTOMER: Standard Laboratories, Inc. 55 ATTN: Scott Robbins

ANALYSIS				DUPLICATES		REFERENCE STANDARDS		MATRIX SPIKES		
ANALYSIS TYPE	ANALYSIS SUB-TYPE	ANALYSIS I.D.	ANALYZED VALUE (A)	DUPLICATE VALUE (B)	RPD	TRUE VALUE	PERCENT RECOVERY	ORIGINAL VALUE	SPIKE ADDED	PERCENT RECOVERY
PARAMETER: Dibromomethane DETECTION LIMIT: 0.03 UNITS: ug/l				DATE/TIME ANALYZED: 6/19/95 9:00 METHOD REFERENCE: SW-846 5030/8260		QC BATCH NUMBER: 952599 TECHNICIAN: PSF				
BLANK	CALIB CHK	BATCH BLANK	<1.40	<1.40	0.00			182	200.00	91.00
DUPLICATE	ANALYTICAL	9506-01096-002D	<1.40							
SPIKE	ANALYTICAL	9506-01096-003S	<1.40			20	104.00			
STANDARD	CALIB CHK	CHECK STD	20.8							
PARAMETER: Bromochloromethane DETECTION LIMIT: 0.06 UNITS: ug/l				DATE/TIME ANALYZED: 6/19/95 9:00 METHOD REFERENCE: SW-846 5030/8260		QC BATCH NUMBER: 952599 TECHNICIAN: PSF				
BLANK	CALIB CHK	BATCH BLANK	<2.95	<2.95	0.00			249	200.00	125.00
DUPLICATE	ANALYTICAL	9506-01096-002D	<2.95							
SPIKE	ANALYTICAL	9506-01096-003S	<2.95			20	105.00			
STANDARD	CALIB CHK	CHECK STD	21.0							
PARAMETER: Chloroethane DETECTION LIMIT: 0.88 UNITS: ug/l				DATE/TIME ANALYZED: 6/19/95 9:00 METHOD REFERENCE: SW-846 5030/8260		QC BATCH NUMBER: 952599 TECHNICIAN: PSF				
BLANK	CALIB CHK	BATCH BLANK	<34.0	<34.0	40.00			127	200.00	63.00
DUPLICATE	ANALYTICAL	9506-01096-002D	<34.0							
SPIKE	ANALYTICAL	9506-01096-003S	<34.0			20	90.00			
STANDARD	CALIB CHK	CHECK STD	<34.0							
PARAMETER: Vinyl Chloride DETECTION LIMIT: 0.05 UNITS: ug/l				DATE/TIME ANALYZED: 6/19/95 9:00 METHOD REFERENCE: SW-846 5030/8260		QC BATCH NUMBER: 952599 TECHNICIAN: PSF				
BLANK	CALIB CHK	BATCH BLANK	<2.55	<2.55	0.00			221	200.00	110.00
DUPLICATE	ANALYTICAL	9506-01096-002D	<2.55							
SPIKE	ANALYTICAL	9506-01096-003S	<2.55			20	91.00			
STANDARD	CALIB CHK	CHECK STD	18.2							
PARAMETER: Acetonitrile DETECTION LIMIT: 0.04 UNITS: ug/l				DATE/TIME ANALYZED: 6/19/95 9:00 METHOD REFERENCE: SW-846 5030/8260		QC BATCH NUMBER: 952599 TECHNICIAN: PSF				
BLANK	CALIB CHK	BATCH BLANK	<1.75	<1.75	33.00			240	200.00	120.00
DUPLICATE	ANALYTICAL	9506-01096-002D	<1.75							
SPIKE	ANALYTICAL	9506-01096-003S	<1.75			20	116.00			
STANDARD	CALIB CHK	CHECK STD	23.2							
PARAMETER: Methylene chloride DETECTION LIMIT: 0.98 UNITS: ug/l				DATE/TIME ANALYZED: 6/19/95 9:00 METHOD REFERENCE: SW-846 5030/8260		QC BATCH NUMBER: 952599 TECHNICIAN: PSF				
BLANK	CALIB CHK	BATCH BLANK	<49.2	49.7	12.00			303	200.00	122.00
DUPLICATE	ANALYTICAL	9506-01096-002D	<49.2							
SPIKE	ANALYTICAL	9506-01096-003S	58.4			20	106.00			
STANDARD	CALIB CHK	CHECK STD	<49.2							
PARAMETER: Carbon disulfide DETECTION LIMIT: 0.02 UNITS: ug/l				DATE/TIME ANALYZED: 6/19/95 9:00 METHOD REFERENCE: SW-846 5030/8260		QC BATCH NUMBER: 952599 TECHNICIAN: PSF				
BLANK	CALIB CHK	BATCH BLANK	<0.80	<0.80	105.00			193	200.00	96.00
DUPLICATE	ANALYTICAL	9506-01096-002D	<0.80							
SPIKE	ANALYTICAL	9506-01096-003S	<0.80			20	94.00			
STANDARD	CALIB CHK	CHECK STD	18.7							

STANDARD LABORATORIES, INC. 2315 Glenview Drive Evansville, IN 47720 PH (812) 424-2909 FAX (812) 424-0667

NC = Not Calculable Due To Lower Than The Detection Limit

Quality Control Acceptance Criteria:

Blanks..... Analyzed Value <= Detection Limit
 Reference Standards 100 +/- 10 Percent Recovery
 Duplicates..... 20 Percent Relative Difference, Unless Values Are Below Detection Limits
 Spikes..... 100 +/- 25 Percent Recovery

Note: Data Reported In QA Report May Be Lower Than Value On Sample Data Page Due To Dilution Of Sample Into Analytical Range

QUALITY ASSURANCE REPORT

Report Dated: 6/20/95

Page 7

JOB NUMBER: 9506-01096

CUSTOMER: Standard Laboratories, Inc. 55 ATTN: Scott Robbins

ANALYSIS				DUPLICATES			REFERENCE STANDARDS		MATRIX SPIKES		
ANALYSIS TYPE	ANALYSIS SUB-TYPE	ANALYSIS I.D.	ANALYZED VALUE (A)	DUPLICATE VALUE (B)	RPD	TRUE VALUE	PERCENT RECOVERY	ORIGINAL VALUE	SPIKE ADDED	PERCENT RECOVERY	
PARAMETER: Bromoform (Tribromomethane) DETECTION LIMIT: 0.03 UNITS: ug/l				DATE/TIME ANALYZED: 6/19/95 9:00 METHOD REFERENCE: SW-846 5030/8260			QC BATCH NUMBER: 952599 TECHNICIAN: PSF				
BLANK	CALIB CHK	BATCH BLANK	<1.30								
DUPLICATE	ANALYTICAL	9506-01096-002D	<1.30	<1.30	60.00			166	200.00	83.00	
SPIKE	ANALYTICAL	9506-01096-003S	<1.30			20	102.00				
STANDARD	CALIB CHK	CHECK STD	20.3								
PARAMETER: Bromodichloromethane DETECTION LIMIT: 0.03 UNITS: ug/l				DATE/TIME ANALYZED: 6/19/95 9:00 METHOD REFERENCE: SW-846 5030/8260			QC BATCH NUMBER: 952599 TECHNICIAN: PSF				
BLANK	CALIB CHK	BATCH BLANK	<1.40								
DUPLICATE	ANALYTICAL	9506-01096-002D	<1.40	<1.40	80.00			148	200.00	74.00	
SPIKE	ANALYTICAL	9506-01096-003S	<1.40			20	97.00				
STANDARD	CALIB CHK	CHECK STD	19.4								
PARAMETER: 1,1-Dichloroethane DETECTION LIMIT: 0.02 UNITS: ug/l				DATE/TIME ANALYZED: 6/19/95 9:00 METHOD REFERENCE: SW-846 5030/8260			QC BATCH NUMBER: 952599 TECHNICIAN: PSF				
BLANK	CALIB CHK	BATCH BLANK	<0.80								
DUPLICATE	ANALYTICAL	9506-01096-002D	<0.80	<0.80	7.00			255	200.00	104.00	
SPIKE	ANALYTICAL	9506-01096-003S	46.6			20	100.00				
STANDARD	CALIB CHK	CHECK STD	19.9								
PARAMETER: 1,1-Dichloroethene DETECTION LIMIT: 0.04 UNITS: ug/l				DATE/TIME ANALYZED: 6/19/95 9:00 METHOD REFERENCE: SW-846 5030/8260			QC BATCH NUMBER: 952599 TECHNICIAN: PSF				
BLANK	CALIB CHK	BATCH BLANK	<2.15								
DUPLICATE	ANALYTICAL	9506-01096-002D	<2.15	<2.15	10.00			231	200.00	112.00	
SPIKE	ANALYTICAL	9506-01096-003S	6.62			20	99.00				
STANDARD	CALIB CHK	CHECK STD	19.7								
PARAMETER: Trichlorofluoromethane DETECTION LIMIT: 0.03 UNITS: ug/l				DATE/TIME ANALYZED: 6/19/95 9:00 METHOD REFERENCE: SW-846 5030/8260			QC BATCH NUMBER: 952599 TECHNICIAN: PSF				
BLANK	CALIB CHK	BATCH BLANK	<1.30								
DUPLICATE	ANALYTICAL	9506-01096-002D	<1.30	<1.30	200.00			23.3	200.00	12.00	
SPIKE	ANALYTICAL	9506-01096-003S	<1.30			20	79.00				
STANDARD	CALIB CHK	CHECK STD	15.8								
PARAMETER: Dichlorodifluoromethane DETECTION LIMIT: 0.07 UNITS: ug/l				DATE/TIME ANALYZED: 6/19/95 9:00 METHOD REFERENCE: SW-846 5030/8260			QC BATCH NUMBER: 952599 TECHNICIAN: PSF				
BLANK	CALIB CHK	BATCH BLANK	<3.50								
DUPLICATE	ANALYTICAL	9506-01096-002D	<3.50	<3.50	24.00			124	200.00	61.00	
SPIKE	ANALYTICAL	9506-01096-003S	<3.50			20	80.00				
STANDARD	CALIB CHK	CHECK STD	16.0								
PARAMETER: Pentachloroethane DETECTION LIMIT: 0.02 UNITS: ug/l				DATE/TIME ANALYZED: 6/19/95 9:00 METHOD REFERENCE: SW-846 5030/8260			QC BATCH NUMBER: 952599 TECHNICIAN: PSF				
BLANK	CALIB CHK	BATCH BLANK	<0.75								
DUPLICATE	ANALYTICAL	9506-01096-002D	<0.75	<0.75	0.00			130	200.00	65.00	
SPIKE	ANALYTICAL	9506-01096-003S	<0.75			20	88.00				
STANDARD	CALIB CHK	CHECK STD	17.5								

STANDARD LABORATORIES, INC. 2315 Glenview Drive Evansville, IN 47720 PH (812) 424-2909 FAX (812) 424-0667

NC = Not Calculable Due To Lower Than The Detection Limit

Quality Control Acceptance Criteria:

Blanks..... Analyzed Value <= Detection Limit
Reference Standards 100 +/- 10 Percent Recovery
Dulicates..... 20 Percent Relative Difference, Unless Values Are Below Detection Limits
Spikes..... 100 +/- 25 Percent Recovery

Note: Data Reported In QA Report May Be Lower Than Value On Sample Data Page Due To Dilution Of Sample Into Analytical Range

IIT Research Institute

B-16

QUALITY ASSURANCE REPORT

Report Dated: 6/20/95

Page 8

JOB NUMBER: 9506-01096

CUSTOMER: Standard Laboratories, Inc. 55 ATTN: Scott Robbins

ANALYSIS				DUPLICATES			REFERENCE STANDARDS		MATRIX SPIKES		
ANALYSIS TYPE	ANALYSIS SUB-TYPE	ANALYSIS I.D.	ANALYZED VALUE (A)	DUPLICATE VALUE (B)	RPD	TRUE VALUE	PERCENT RECOVERY	ORIGINAL VALUE	SPIKE ADDED	PERCENT RECOVERY	
PARAMETER:Isobutyl alcohol DETECTION LIMIT:0.01 UNITS: ug/l				DATE/TIME ANALYZED:6/19/95 9:00 METHOD REFERENCE:SW-846 5030/8260			QC BATCH NUMBER:952599 TECHNICIAN:PSF				
BLANK	CALIB CHK	BATCH BLANK	0.93	<0.50	200.00						
DUPLICATE	ANALYTICAL	9506-01096-002D	38.5					263	200.00	130.00	
SPIKE	ANALYTICAL	9506-01096-003S	3.40			20	117.00				
STANDARD	CALIB CHK	CHECK STD	23.3								
PARAMETER:1,2-Dichloropropane DETECTION LIMIT:0.04 UNITS: ug/l				DATE/TIME ANALYZED:6/19/95 9:00 METHOD REFERENCE:SW-846 5030/8260			QC BATCH NUMBER:952599 TECHNICIAN:PSF				
BLANK	CALIB CHK	BATCH BLANK	<1.75	<1.75	71.00						
DUPLICATE	ANALYTICAL	9506-01096-002D	<1.75					221	200.00	110.00	
SPIKE	ANALYTICAL	9506-01096-003S	<1.75			20	108.00				
STANDARD	CALIB CHK	CHECK STD	21.5								
PARAMETER:2-Butanone (MEK) DETECTION LIMIT:0.32 UNITS: ug/l				DATE/TIME ANALYZED:6/19/95 9:00 METHOD REFERENCE:SW-846 5030/8260			QC BATCH NUMBER:952599 TECHNICIAN:PSF				
BLANK	CALIB CHK	BATCH BLANK	<16.2	28.8	39.00						
DUPLICATE	ANALYTICAL	9506-01096-002D	19.5					340	200.00	157.00	
SPIKE	ANALYTICAL	9506-01096-003S	26.6			20	126.00				
STANDARD	CALIB CHK	CHECK STD	25.1								
PARAMETER:1,1,2-Trichloroethane DETECTION LIMIT:0.02 UNITS: ug/l				DATE/TIME ANALYZED:6/19/95 9:00 METHOD REFERENCE:SW-846 5030/8260			QC BATCH NUMBER:952599 TECHNICIAN:PSF				
BLANK	CALIB CHK	BATCH BLANK	<1.10	6.70	6.00						
DUPLICATE	ANALYTICAL	9506-01096-002D	7.13					206	200.00	99.00	
SPIKE	ANALYTICAL	9506-01096-003S	8.17			20	104.00				
STANDARD	CALIB CHK	CHECK STD	20.7								
PARAMETER:Trichloroethane DETECTION LIMIT:0.04 UNITS: ug/l				DATE/TIME ANALYZED:6/19/95 9:00 METHOD REFERENCE:SW-846 5030/8260			QC BATCH NUMBER:952599 TECHNICIAN:PSF				
BLANK	CALIB CHK	BATCH BLANK	<1.90	<1.90	41.00						
DUPLICATE	ANALYTICAL	9506-01096-002D	<1.90					245	200.00	120.00	
SPIKE	ANALYTICAL	9506-01096-003S	5.78			20	117.00				
STANDARD	CALIB CHK	CHECK STD	23.4								
PARAMETER:1,1,2,2-Tetrachloroethane DETECTION LIMIT:0.03 UNITS: ug/l				DATE/TIME ANALYZED:6/19/95 9:00 METHOD REFERENCE:SW-846 5030/8260			QC BATCH NUMBER:952599 TECHNICIAN:PSF				
BLANK	CALIB CHK	BATCH BLANK	<1.40	<1.40	54.00						
DUPLICATE	ANALYTICAL	9506-01096-002D	<1.40					193	200.00	96.00	
SPIKE	ANALYTICAL	9506-01096-003S	<1.40			20	104.00				
STANDARD	CALIB CHK	CHECK STD	20.8								
PARAMETER:Methyl methacrylate DETECTION LIMIT:0.04 UNITS: ug/l				DATE/TIME ANALYZED:6/19/95 9:00 METHOD REFERENCE:SW-846 5030/8260			QC BATCH NUMBER:952599 TECHNICIAN:PSF				
BLANK	CALIB CHK	BATCH BLANK	<2.00	3.48	9.00						
DUPLICATE	ANALYTICAL	9506-01096-002D	3.79					228	200.00	113.00	
SPIKE	ANALYTICAL	9506-01096-003S	2.54			20	115.00				
STANDARD	CALIB CHK	CHECK STD	22.9								

STANDARD LABORATORIES, INC. 2315 Glenview Drive Evansville, IN 47720 PH (812) 424-2300 FAX (812) 424-0667

NC = Not Calculable Due To Lower Than The Detection Limit

Quality Control Acceptance Criteria:

Blanks..... Analyzed Value <= Detection Limit
 Reference Standards 100 +/- 10 Percent Recovery
 Duplicates..... 20 Percent Relative Difference, Unless Values Are Below Detection Limits
 Spikes..... 100 +/- 25 Percent Recovery

Note: Data Reported In QA Report May Be Lower Than Value On Sample Data Page Due To Dilution Of Sample Into Analytical Range

IIT Research Institute

B-17

QUALITY ASSURANCE REPORT

Report Dated: 6/20/95

Page 9

JOB NUMBER: 9506-01096

CUSTOMER: Standard Laboratories, Inc. 55 ATTN: Scott Robbins

ANALYSIS				DUPLICATES		REFERENCE STANDARDS		MATRIX SPIKES		
ANALYSIS TYPE	ANALYSIS SUB-TYPE	ANALYSIS I.D.	ANALYZED VALUE (A)	DUPLICATE VALUE (B)	RPD	TRUE VALUE	PERCENT RECOVERY	ORIGINAL VALUE	SPIKE ADDED	PERCENT RECOVERY
PARAMETER:Hexachlorobutadiene DETECTION LIMIT:0.11 UNITS: ug/l				DATE/TIME ANALYZED:6/19/95 9:00 METHOD REFERENCE:SW-846 5030/8260		QC BATCH NUMBER:952599 TECHNICIAN:PSF				
BLANK	CALIB CHK	BATCH BLANK	<5.30	<5.30	117.00					
DUPLICATE	ANALYTICAL	9506-01096-002D	<5.30					134	200.00	67.00
SPIKE	ANALYTICAL	9506-01096-003S	<5.30			20	98.00			
STANDARD	CALIB CHK	CHECK STD	19.5							
PARAMETER:Naphthalene DETECTION LIMIT:0.07 UNITS: ug/l				DATE/TIME ANALYZED:6/19/95 9:00 METHOD REFERENCE:SW-846 5030/8260		QC BATCH NUMBER:952599 TECHNICIAN:PSF				
BLANK	CALIB CHK	BATCH BLANK	<3.40	<3.40	98.00					
DUPLICATE	ANALYTICAL	9506-01096-002D	<3.40					189	200.00	94.00
SPIKE	ANALYTICAL	9506-01096-003S	<3.40			20	95.00			
STANDARD	CALIB CHK	CHECK STD	18.9							
PARAMETER:o-Xylene DETECTION LIMIT:0.04 UNITS: ug/l				DATE/TIME ANALYZED:6/19/95 9:00 METHOD REFERENCE:SW-846 5030/8260		QC BATCH NUMBER:952599 TECHNICIAN:PSF				
BLANK	CALIB CHK	BATCH BLANK	<2.00	12.4	11.00					
DUPLICATE	ANALYTICAL	9506-01096-002D	13.9					311	250.00	120.00
SPIKE	ANALYTICAL	9506-01096-003S	9.95			25	116.00			
STANDARD	CALIB CHK	CHECK STD	29.1							
PARAMETER:1,2-Dichlorobenzene DETECTION LIMIT:0.02 UNITS: ug/l				DATE/TIME ANALYZED:6/19/95 9:00 METHOD REFERENCE:SW-846 5030/8260		QC BATCH NUMBER:952599 TECHNICIAN:PSF				
BLANK	CALIB CHK	BATCH BLANK	<0.85	<0.85	124.00					
DUPLICATE	ANALYTICAL	9506-01096-002D	1.07					199	200.00	99.00
SPIKE	ANALYTICAL	9506-01096-003S	<0.85			20	105.00			
STANDARD	CALIB CHK	CHECK STD	20.9							
PARAMETER:1,2-Dibromo-3-chloropropane DETECTION LIMIT:0.26 UNITS: ug/l				DATE/TIME ANALYZED:6/19/95 9:00 METHOD REFERENCE:SW-846 5030/8260		QC BATCH NUMBER:952599 TECHNICIAN:PSF				
BLANK	CALIB CHK	BATCH BLANK	<12.9	<12.9	74.00					
DUPLICATE	ANALYTICAL	9506-01096-002D	<12.9					120	200.00	59.00
SPIKE	ANALYTICAL	9506-01096-003S	<12.9			20	93.00			
STANDARD	CALIB CHK	CHECK STD	18.5							
PARAMETER:1,2,3-Trichloropropane DETECTION LIMIT:0.19 UNITS: ug/l				DATE/TIME ANALYZED:6/19/95 9:00 METHOD REFERENCE:SW-846 5030/8260		QC BATCH NUMBER:952599 TECHNICIAN:PSF				
BLANK	CALIB CHK	BATCH BLANK	<9.40	<9.40	176.00					
DUPLICATE	ANALYTICAL	9506-01096-002D	<9.40					177	200.00	88.00
SPIKE	ANALYTICAL	9506-01096-003S	<9.40			20	106.00			
STANDARD	CALIB CHK	CHECK STD	21.2							
PARAMETER:Ethyl Methacrylate DETECTION LIMIT:0.02 UNITS: ug/l				DATE/TIME ANALYZED:6/19/95 9:00 METHOD REFERENCE:SW-846 5030/8260		QC BATCH NUMBER:952599 TECHNICIAN:PSF				
BLANK	CALIB CHK	BATCH BLANK	<0.90	8.69	2.00					
DUPLICATE	ANALYTICAL	9506-01096-002D	8.87					202	200.00	96.00
SPIKE	ANALYTICAL	9506-01096-003S	9.49			20	106.00			
STANDARD	CALIB CHK	CHECK STD	21.2							

STANDARD LABORATORIES, INC. 2315 Glenview Drive Evansville, IN 47720 PH (812) 424-2909 FAX (812) 424-0667

NC = Not Calculable Due To Lower Than The Detection Limit

Quality Control Acceptance Criteria:

Blanks..... Analyzed Value <= Detection Limit
 Reference Standards 100 +/- 10 Percent Recovery
 Duplicates..... 20 Percent Relative Difference, Unless Values Are Below Detection Limits
 Spikes..... 100 +/- 25 Percent Recovery

Note: Data Reported In QA Report May Be Lower Than Value On Sample Data Page Due To Dilution Of Sample Into Analytical Range

QUALITY ASSURANCE REPORT

Report Dated: 6/20/95

Page 10

JOB NUMBER: 9506-01096

CUSTOMER: Standard Laboratories, Inc. 55 ATTN: Scott Robbins

ANALYSIS				DUPLICATES		REFERENCE STANDARDS		MATRIX SPIKES		
ANALYSIS TYPE	ANALYSIS SUB-TYPE	ANALYSIS I.D.	ANALYZED VALUE (A)	DUPLICATE VALUE (B)	RPD	TRUE VALUE	PERCENT RECOVERY	ORIGINAL VALUE	SPIKE ADDED	PERCENT RECOVERY
PARAMETER: m+p-Xylene DETECTION LIMIT: 0.06 UNITS: ug/l				DATE/TIME ANALYZED: 6/19/95 9:00 METHOD REFERENCE: SW-846 5030/8260		QC BATCH NUMBER: 952599 TECHNICIAN: PSF				
BLANK	CALIB CHK	BATCH BLANK	<2.90							
DUPLICATE	ANALYTICAL	9506-01096-002D	40.2	37.6	7.00			476	370.00	122.00
SPIKE	ANALYTICAL	9506-01096-003S	24.1							
STANDARD	CALIB CHK	CHECK STD	43.1			37	116.00			
PARAMETER: Bromofluorobenzene DETECTION LIMIT: UNITS:				DATE/TIME ANALYZED: 6/19/95 9:00 METHOD REFERENCE:		QC BATCH NUMBER: 952599 TECHNICIAN: PSF				
DUPLICATE	ANALYTICAL	9506-01096-002D			0.00				50.00	0.00
SPIKE	ANALYTICAL	9506-01096-003S								
SURROGATE	ANALYTICAL	BATCH BLANK					98.00			
SURROGATE	ANALYTICAL	CHECK STD					99.00			
SURROGATE	ANALYTICAL	9506-01096-001					99.00			
SURROGATE	ANALYTICAL	9506-01096-002					99.00			
SURROGATE	ANALYTICAL	9506-01096-002					99.00			
SURROGATE	ANALYTICAL	9506-01096-003					98.00			
SURROGATE	ANALYTICAL	9506-01096-003					86.00			
PARAMETER: 1,2-Dichloroethane-d4 DETECTION LIMIT: UNITS:				DATE/TIME ANALYZED: 6/19/95 9:00 METHOD REFERENCE:		QC BATCH NUMBER: 952599 TECHNICIAN: PSF				
DUPLICATE	ANALYTICAL	9506-01096-002D			0.00				50.00	0.00
SPIKE	ANALYTICAL	9506-01096-003S								
SURROGATE	ANALYTICAL	BATCH BLANK					107.00			
SURROGATE	ANALYTICAL	CHECK STD					108.00			
SURROGATE	ANALYTICAL	9506-01096-001					107.00			
SURROGATE	ANALYTICAL	9506-01096-002					107.00			
SURROGATE	ANALYTICAL	9506-01096-002					109.00			
SURROGATE	ANALYTICAL	9506-01096-003					109.00			
SURROGATE	ANALYTICAL	9506-01096-003					76.00			
PARAMETER: Toluene-d8 DETECTION LIMIT: UNITS:				DATE/TIME ANALYZED: 6/19/95 9:00 METHOD REFERENCE:		QC BATCH NUMBER: 952599 TECHNICIAN: PSF				
DUPLICATE	ANALYTICAL	9506-01096-002D			0.00				50.00	0.00
SPIKE	ANALYTICAL	9506-01096-003S								
SURROGATE	ANALYTICAL	BATCH BLANK					99.00			
SURROGATE	ANALYTICAL	CHECK STD					98.00			
SURROGATE	ANALYTICAL	9506-01096-001					158.00			
SURROGATE	ANALYTICAL	9506-01096-002					99.00			
SURROGATE	ANALYTICAL	9506-01096-002					98.00			
SURROGATE	ANALYTICAL	9506-01096-003					98.00			
SURROGATE	ANALYTICAL	9506-01096-003					94.00			

STANDARD LABORATORIES, INC. 2315 Glenview Drive Evansville, IN 47720 PH (812) 424-2909 FAX (812) 424-0667

NC = Not Calculable Due To Lower Than The Detection Limit

Quality Control Acceptance Criteria:

Blanks..... Analyzed Value <= Detection Limit
Reference Standards 100 +/- 10 Percent Recovery
Duplicates..... 20 Percent Relative Difference, Unless Values Are Below Detection Limits
Spikes..... 100 +/- 25 Percent Recovery

Note: Data Reported In QA Report May Be Lower Than Value On Sample Data Page Due To Dilution Of Sample Into Analytical Range



STANDARD LABORATORIES, INC.

2315 Glenview Drive, Evansville, Indiana 47720 (812) 424-2909


A N A L Y T I C A L R E P O R T

JOB NUMBER: 9506-01110
REPORT DATED: 6/22/95

FOR
Standard Laboratories, Inc. 55
Route 3 Box 540
Jacksboro, TN 37757

ATTN: Scott Robbins

RESPECTFULLY SUBMITTED,


JUDITH SNIDER, LAB MANAGER

IIT Research Institute
B-20

LABORATORY TESTS RESULTS

Report Dated: 6/22/95

Page 2

JOB NUMBER: 9506-01110

CUSTOMER: Standard Laboratories, Inc. 55 ATTN: Scott Robbins

LABORATORY I.D.: 9506-01110 -1
 DATE SAMPLED: 6/16/95
 TIME SAMPLED: 16:20
 DATE RECEIVED: 6/20/95
 TIME RECEIVED: 10:00

SAMPLE I.D.: 57255
 Main Vapor Line 5406161620
 54

TEST DESCRIPTION	FINAL RESULT	DETECTION LIMIT	UNIT OF MEASURE	TEST METHOD	DATE	TECHNICIAN
Volatile Organic Compounds				SW-846 5030/8260	6/20/95	PSF
Acetone	840	117	ug/l	SW-846 5030/8260	6/20/95	PSF
Acetonitrile	<3.50	3.50	ug/l	SW-846 5030/8260	6/20/95	PSF
Acrolein	<36.5	36.5	ug/l	SW-846 5030/8260	6/20/95	PSF
Acrylonitrile	<10.8	10.8	ug/l	SW-846 5030/8260	6/20/95	PSF
Allyl chloride	<9.40	9.40	ug/l	SW-846 5030/8260	6/20/95	PSF
Benzene	<1.60	1.60	ug/l	SW-846 5030/8260	6/20/95	PSF
Bromochloromethane	<5.90	5.90	ug/l	SW-846 5030/8260	6/20/95	PSF
Bromodichloromethane	<2.80	2.80	ug/l	SW-846 5030/8260	6/20/95	PSF
Bromoform (Tribromomethane)	<2.60	2.60	ug/l	SW-846 5030/8260	6/20/95	PSF
Bromomethane	<24.9	24.9	ug/l	SW-846 5030/8260	6/20/95	PSF
2-Butanone (MEK)	<32.3	32.3	ug/l	SW-846 5030/8260	6/20/95	PSF
Carbon disulfide	<1.60	1.60	ug/l	SW-846 5030/8260	6/20/95	PSF
Carbon tetrachloride	<5.00	5.00	ug/l	SW-846 5030/8260	6/20/95	PSF
Chlorobenzene	<1.30	1.30	ug/l	SW-846 5030/8260	6/20/95	PSF
2-Chloro-1,3-Butadiene	<3.00	3.00	ug/l	SW-846 5030/8260	6/20/95	PSF
Chlorodibromomethane	<1.80	1.80	ug/l	SW-846 5030/8260	6/20/95	PSF
Chloroethane	<68.0	68.0	ug/l	SW-846 5030/8260	6/20/95	PSF
2-Chloroethylvinyl ether	<5.30	5.30	ug/l	SW-846 5030/8260	6/20/95	PSF
Chloroform	<7.40	7.40	ug/l	SW-846 5030/8260	6/20/95	PSF
Chloromethane	<6.00	6.00	ug/l	SW-846 5030/8260	6/20/95	PSF
1,2-Dibromo-3-chloropropane	<25.7	25.7	ug/l	SW-846 5030/8260	6/20/95	PSF
1,2-Dibromoethane (EDB)	<1.80	1.80	ug/l	SW-846 5030/8260	6/20/95	PSF
Dibromomethane	<2.80	2.80	ug/l	SW-846 5030/8260	6/20/95	PSF
1,2-Dichlorobenzene	<1.70	1.70	ug/l	SW-846 5030/8260	6/20/95	PSF
1,3-Dichlorobenzene	<4.30	4.30	ug/l	SW-846 5030/8260	6/20/95	PSF
1,4-Dichlorobenzene	<3.40	3.40	ug/l	SW-846 5030/8260	6/20/95	PSF
cis-1,4-Dichloro-2-butene	<8.00	8.00	ug/l	SW-846 5030/8260	6/20/95	PSF
trans-1,4-Dichloro-2-butene	<6.60	6.60	ug/l	SW-846 5030/8260	6/20/95	PSF
Dichlorodifluoromethane	<7.00	7.00	ug/l	SW-846 5030/8260	6/20/95	PSF
1,1-Dichloroethane	17.5	0.16	ug/l	SW-846 5030/8260	6/20/95	PSF
1,2-Dichloroethane	<3.80	3.80	ug/l	SW-846 5030/8260	6/20/95	PSF
1,1-Dichloroethene	<4.30	4.30	ug/l	SW-846 5030/8260	6/20/95	PSF
trans-1,2-Dichloroethene	<3.90	3.90	ug/l	SW-846 5030/8260	6/20/95	PSF

STANDARD LABORATORIES, INC. 2315 Glenview Drive Evansville, IN 47720 PH (812) 424-2909 FAX (812) 424-0667

LABORATORY TESTS RESULTS

Report Dated: 6/22/95

Page 3

JOB NUMBER: 9506-01110

CUSTOMER: Standard Laboratories, Inc. 55 ATTN: Scott Robbins

LABORATORY I.D.: 9506-01110 -1
 DATE SAMPLED: 6/16/95
 TIME SAMPLED: 16:20
 DATE RECEIVED: 6/20/95
 TIME RECEIVED: 10:00

SAMPLE I.D.: 57255
 Main Vapor Line 5406161620

TEST DESCRIPTION	FINAL RESULT	DETECTION LIMIT	UNIT OF MEASURE	TEST METHOD	DATE	TECHNICIAN
1,2-Dichloropropane	<3.50	3.50	ug/l	SW-846 5030/8260	6/20/95	PSF
cis-1,3-Dichloropropene	<3.90	3.90	ug/l	SW-846 5030/8260	6/20/95	PSF
trans-1,3-Dichloropropene	<4.30	4.30	ug/l	SW-846 5030/8260	6/20/95	PSF
Ethylbenzene	<3.60	3.60	ug/l	SW-846 5030/8260	6/20/95	PSF
Ethyl Methacrylate	<1.80	1.80	ug/l	SW-846 5030/8260	6/20/95	PSF
Hexachlorobutadiene	<10.6	10.6	ug/l	SW-846 5030/8260	6/20/95	PSF
Hexachloroethane	<2.40	2.40	ug/l	SW-846 5030/8260	6/20/95	PSF
2-Hexanone	<10.9	10.9	ug/l	SW-846 5030/8260	6/20/95	PSF
Iodomethane	<4.30	4.30	ug/l	SW-846 5030/8260	6/20/95	PSF
Isobutyl alcohol	31.7	0.10	ug/l	SW-846 5030/8260	6/20/95	PSF
Methylene chloride	<98.4	98.4	ug/l	SW-846 5030/8260	6/20/95	PSF
Methyl methacrylate	<4.00	4.00	ug/l	SW-846 5030/8260	6/20/95	PSF
4-Methyl-2-pentanone	<10.0	10.0	ug/l	SW-846 5030/8260	6/20/95	PSF
Naphthalene	<6.80	6.80	ug/l	SW-846 5030/8260	6/20/95	PSF
Pentachloroethane	<1.50	1.50	ug/l	SW-846 5030/8260	6/20/95	PSF
Propionitrile	<6.80	6.80	ug/l	SW-846 5030/8260	6/20/95	PSF
Styrene	<1.30	1.30	ug/l	SW-846 5030/8260	6/20/95	PSF
1,1,1,2-Tetrachloroethane	<3.80	3.80	ug/l	SW-846 5030/8260	6/20/95	PSF
1,1,2,2-Tetrachloroethane	<2.80	2.80	ug/l	SW-846 5030/8260	6/20/95	PSF
Tetrachloroethene	<5.20	5.20	ug/l	SW-846 5030/8260	6/20/95	PSF
Toluene	28.4	3.10	ug/l	SW-846 5030/8260	6/20/95	PSF
1,2,4-Trichlorobenzene	<7.90	7.90	ug/l	SW-846 5030/8260	6/20/95	PSF
1,1,1-Trichloroethane	88.5	0.36	ug/l	SW-846 5030/8260	6/20/95	PSF
1,1,2-Trichloroethane	<2.20	2.20	ug/l	SW-846 5030/8260	6/20/95	PSF
Trichloroethene	<3.80	3.80	ug/l	SW-846 5030/8260	6/20/95	PSF
Trichlorofluoromethane	<2.60	2.60	ug/l	SW-846 5030/8260	6/20/95	PSF
1,2,3-Trichloropropane	<18.8	18.8	ug/l	SW-846 5030/8260	6/20/95	PSF
Vinyl acetate	<1.50	1.50	ug/l	SW-846 5030/8260	6/20/95	PSF
Vinyl Chloride	<5.10	5.10	ug/l	SW-846 5030/8260	6/20/95	PSF
o-Xylene	<4.00	4.00	ug/l	SW-846 5030/8260	6/20/95	PSF
m+p-Xylene	6.11	5.80	ug/l	SW-846 5030/8260	6/20/95	PSF

STANDARD LABORATORIES, INC. 2315 Glenview Drive Evansville, IN 47720 PH (812) 424-2909 FAX (812) 424-0667

LABORATORY TESTS RESULTS

Report Dated: 6/22/95

Page 4

JOB NUMBER: 9506-01110

CUSTOMER: Standard Laboratories, Inc. 55 ATTN: Scott Robbins

LABORATORY I.D.: 9506-01110 -2
 DATE SAMPLED: 6/17/95
 TIME SAMPLED: 16:39
 DATE RECEIVED: 6/20/95
 TIME RECEIVED: 10:00

SAMPLE I.D.: 57256
 Main Vapor Line 5506171627

55

TEST DESCRIPTION	FINAL RESULT	DETECTION LIMIT	UNIT OF MEASURE	TEST METHOD	DATE	TECHNICIAN
Volatile Organic Compounds				SW-846 5030/8260	6/20/95	PSF
Acetone	202	117	ug/l	SW-846 5030/8260	6/20/95	PSF
Acetonitrile	<3.50	3.50	ug/l	SW-846 5030/8260	6/20/95	PSF
Acrolein	<36.5	36.5	ug/l	SW-846 5030/8260	6/20/95	PSF
Acrylonitrile	<10.8	10.8	ug/l	SW-846 5030/8260	6/20/95	PSF
Allyl chloride	<9.40	9.40	ug/l	SW-846 5030/8260	6/20/95	PSF
Benzene	2.43	1.60	ug/l	SW-846 5030/8260	6/20/95	PSF
Bromochloromethane	<5.90	5.90	ug/l	SW-846 5030/8260	6/20/95	PSF
Bromodichloromethane	<2.80	2.80	ug/l	SW-846 5030/8260	6/20/95	PSF
Bromoform (Tribromomethane)	<2.60	2.60	ug/l	SW-846 5030/8260	6/20/95	PSF
Bromomethane	<24.9	24.9	ug/l	SW-846 5030/8260	6/20/95	PSF
2-Butanone (MEK)	35.9	3.23	ug/l	SW-846 5030/8260	6/20/95	PSF
Carbon disulfide	<1.60	1.60	ug/l	SW-846 5030/8260	6/20/95	PSF
Carbon tetrachloride	<5.00	5.00	ug/l	SW-846 5030/8260	6/20/95	PSF
Chlorobenzene	<1.30	1.30	ug/l	SW-846 5030/8260	6/20/95	PSF
2-Chloro-1,3-Butadiene	<3.00	3.00	ug/l	SW-846 5030/8260	6/20/95	PSF
Chlorodibromomethane	<1.80	1.80	ug/l	SW-846 5030/8260	6/20/95	PSF
Chloroethane	<68.0	68.0	ug/l	SW-846 5030/8260	6/20/95	PSF
2-Chloroethylvinyl ether	24.5	5.30	ug/l	SW-846 5030/8260	6/20/95	PSF
Chloroform	<7.40	7.40	ug/l	SW-846 5030/8260	6/20/95	PSF
Chloromethane	<6.00	6.00	ug/l	SW-846 5030/8260	6/20/95	PSF
1,2-Dibromo-3-chloropropane	<25.7	25.7	ug/l	SW-846 5030/8260	6/20/95	PSF
1,2-Dibromoethane (EDB)	<1.80	1.80	ug/l	SW-846 5030/8260	6/20/95	PSF
Dibromomethane	<2.80	2.80	ug/l	SW-846 5030/8260	6/20/95	PSF
1,2-Dichlorobenzene	<1.70	1.70	ug/l	SW-846 5030/8260	6/20/95	PSF
1,3-Dichlorobenzene	<4.30	4.30	ug/l	SW-846 5030/8260	6/20/95	PSF
1,4-Dichlorobenzene	<3.40	3.40	ug/l	SW-846 5030/8260	6/20/95	PSF
cis-1,4-Dichloro-2-butene	<8.00	8.00	ug/l	SW-846 5030/8260	6/20/95	PSF
trans-1,4-Dichloro-2-butene	<6.60	6.60	ug/l	SW-846 5030/8260	6/20/95	PSF
Dichlorodifluoromethane	<7.00	7.00	ug/l	SW-846 5030/8260	6/20/95	PSF
1,1-Dichloroethane	28.6	1.60	ug/l	SW-846 5030/8260	6/20/95	PSF
1,2-Dichloroethane	<3.80	3.80	ug/l	SW-846 5030/8260	6/20/95	PSF
1,1-Dichloroethene	<4.30	4.30	ug/l	SW-846 5030/8260	6/20/95	PSF
trans-1,2-Dichloroethene	<3.90	3.90	ug/l	SW-846 5030/8260	6/20/95	PSF

STANDARD LABORATORIES, INC. 2315 Glenview Drive Evansville, IN 47720 PH (812) 424-2909 FAX (812) 424-0667

LABORATORY TESTS RESULTS

Report Dated: 6/22/95

Page 5

JOB NUMBER: 9506-01110

CUSTOMER: Standard Laboratories, Inc. 55 ATTN: Scott Robbins

LABORATORY I.D.: 9506-01110 -2
 DATE SAMPLED.....: 6/17/95
 TIME SAMPLED.....: 16:39
 DATE RECEIVED.....: 6/20/95
 TIME RECEIVED.....: 10:00

SAMPLE I.D.: 57256
 Main Vapor Line 5506171627
 SS

TEST DESCRIPTION	FINAL RESULT	DETECTION LIMIT	UNIT OF MEASURE	TEST METHOD	DATE	TECHNICIAN
1,2-Dichloropropane	<3.50	3.50	ug/l	SW-846 5030/8260	6/20/95	PSF
cis-1,3-Dichloropropene	<3.90	3.90	ug/l	SW-846 5030/8260	6/20/95	PSF
trans-1,3-Dichloropropene	<4.30	4.30	ug/l	SW-846 5030/8260	6/20/95	PSF
Ethylbenzene	<3.60	3.60	ug/l	SW-846 5030/8260	6/20/95	PSF
Ethyl Methacrylate	<1.80	1.80	ug/l	SW-846 5030/8260	6/20/95	PSF
Hexachlorobutadiene	<10.6	10.6	ug/l	SW-846 5030/8260	6/20/95	PSF
Hexachloroethane	<2.40	2.40	ug/l	SW-846 5030/8260	6/20/95	PSF
2-Hexanone	<10.9	10.9	ug/l	SW-846 5030/8260	6/20/95	PSF
Iodomethane	<4.30	4.30	ug/l	SW-846 5030/8260	6/20/95	PSF
Isobutyl alcohol	<1.00	1.00	ug/l	SW-846 5030/8260	6/20/95	PSF
Methylene chloride	<98.4	98.4	ug/l	SW-846 5030/8260	6/20/95	PSF
Methyl methacrylate	<4.00	4.00	ug/l	SW-846 5030/8260	6/20/95	PSF
4-Methyl-2-pentanone	<10.0	10.0	ug/l	SW-846 5030/8260	6/20/95	PSF
Naphthalene	<6.80	6.80	ug/l	SW-846 5030/8260	6/20/95	PSF
Pentachloroethane	<1.50	1.50	ug/l	SW-846 5030/8260	6/20/95	PSF
Propionitrile	<6.80	6.80	ug/l	SW-846 5030/8260	6/20/95	PSF
Styrene	<1.30	1.30	ug/l	SW-846 5030/8260	6/20/95	PSF
1,1,1,2-Tetrachloroethane	<3.80	3.80	ug/l	SW-846 5030/8260	6/20/95	PSF
1,1,2,2-Tetrachloroethane	<2.80	2.80	ug/l	SW-846 5030/8260	6/20/95	PSF
Tetrachloroethene	5.31	5.20	ug/l	SW-846 5030/8260	6/20/95	PSF
Toluene	32.9	0.31	ug/l	SW-846 5030/8260	6/20/95	PSF
1,2,4-Trichlorobenzene	<7.90	7.90	ug/l	SW-846 5030/8260	6/20/95	PSF
1,1,1-Trichloroethane	316	0.36	ug/l	SW-846 5030/8260	6/20/95	PSF
1,1,2-Trichloroethane	<2.20	2.20	ug/l	SW-846 5030/8260	6/20/95	PSF
Trichloroethene	4.64	3.80	ug/l	SW-846 5030/8260	6/20/95	PSF
Trichlorofluoromethane	<2.60	2.60	ug/l	SW-846 5030/8260	6/20/95	PSF
1,2,3-Trichloropropane	<18.8	18.8	ug/l	SW-846 5030/8260	6/20/95	PSF
Vinyl acetate	<1.50	1.50	ug/l	SW-846 5030/8260	6/20/95	PSF
Vinyl Chloride	<5.10	5.10	ug/l	SW-846 5030/8260	6/20/95	PSF
o-Xylene	<4.00	4.00	ug/l	SW-846 5030/8260	6/20/95	PSF
m+p-Xylene	<5.80	5.80	ug/l	SW-846 5030/8260	6/20/95	PSF

STANDARD LABORATORIES, INC. 2315 Glenview Drive Evansville, IN 47720 PH (812) 424-2909 FAX (812) 424-0667

LABORATORY TESTS RESULTS

Report Dated: 6/22/95

Page 6

JOB NUMBER: 9506-01110

CUSTOMER: Standard Laboratories, Inc. 55 ATTN: Scott Robbins

LABORATORY I.D.: 9506-01110 -3
 DATE SAMPLED.....: 6/18/95
 TIME SAMPLED.....: 17:06
 DATE RECEIVED.....: 6/20/95
 TIME RECEIVED.....: 10:00

SAMPLE I.D.: 57257
 Main Vapor Line 5606181706
 56

TEST DESCRIPTION	FINAL RESULT	DETECTION LIMIT	UNIT OF MEASURE	TEST METHOD	DATE	TECHNICIAN
Volatile Organic Compounds				SW-846 5030/8260	6/20/95	PSF
Acetone	✓ 346	117	ug/l	SW-846 5030/8260	6/20/95	PSF
Acetonitrile	<3.50	3.50	ug/l	SW-846 5030/8260	6/20/95	PSF
Acrolein	<36.5	36.5	ug/l	SW-846 5030/8260	6/20/95	PSF
Acrylonitrile	<10.8	10.8	ug/l	SW-846 5030/8260	6/20/95	PSF
Allyl chloride	<9.40	9.40	ug/l	SW-846 5030/8260	6/20/95	PSF
Benzene	✓ 6.63	1.60	ug/l	SW-846 5030/8260	6/20/95	PSF
Bromochloromethane	<5.90	5.90	ug/l	SW-846 5030/8260	6/20/95	PSF
Bromodichloromethane	<2.80	2.80	ug/l	SW-846 5030/8260	6/20/95	PSF
Bromoform (Tribromomethane)	<2.60	2.60	ug/l	SW-846 5030/8260	6/20/95	PSF
Bromomethane	<24.9	24.9	ug/l	SW-846 5030/8260	6/20/95	PSF
2-Butanone (MEK)	✓ 43.8	3.23	ug/l	SW-846 5030/8260	6/20/95	PSF
Carbon disulfide	<1.60	1.60	ug/l	SW-846 5030/8260	6/20/95	PSF
Carbon tetrachloride	<5.00	5.00	ug/l	SW-846 5030/8260	6/20/95	PSF
Chlorobenzene	<1.30	1.30	ug/l	SW-846 5030/8260	6/20/95	PSF
2-Chloro-1,3-Butadiene	<3.00	3.00	ug/l	SW-846 5030/8260	6/20/95	PSF
Chlorodibromomethane	<1.80	1.80	ug/l	SW-846 5030/8260	6/20/95	PSF
Chloroethane	<68.0	68.0	ug/l	SW-846 5030/8260	6/20/95	PSF
2-Chloroethylvinyl ether	✓ 24.3	0.53	ug/l	SW-846 5030/8260	6/20/95	PSF
Chloroform	<7.40	7.40	ug/l	SW-846 5030/8260	6/20/95	PSF
Chloromethane	<6.00	6.00	ug/l	SW-846 5030/8260	6/20/95	PSF
1,2-Dibromo-3-chloropropane	<25.7	25.7	ug/l	SW-846 5030/8260	6/20/95	PSF
1,2-Dibromoethane (EDB)	<1.80	1.80	ug/l	SW-846 5030/8260	6/20/95	PSF
Dibromomethane	<2.80	2.80	ug/l	SW-846 5030/8260	6/20/95	PSF
1,2-Dichlorobenzene	<1.70	1.70	ug/l	SW-846 5030/8260	6/20/95	PSF
1,3-Dichlorobenzene	<4.30	4.30	ug/l	SW-846 5030/8260	6/20/95	PSF
1,4-Dichlorobenzene	<3.40	3.40	ug/l	SW-846 5030/8260	6/20/95	PSF
cis-1,4-Dichloro-2-butene	<8.00	8.00	ug/l	SW-846 5030/8260	6/20/95	PSF
trans-1,4-Dichloro-2-butene	<6.60	6.60	ug/l	SW-846 5030/8260	6/20/95	PSF
Dichlorodifluoromethane	<7.00	7.00	ug/l	SW-846 5030/8260	6/20/95	PSF
1,1-Dichloroethane	✓ 80.8	1.60	ug/l	SW-846 5030/8260	6/20/95	PSF
1,2-Dichloroethane	<3.80	3.80	ug/l	SW-846 5030/8260	6/20/95	PSF
1,1-Dichloroethene	✓ 24.6	0.43	ug/l	SW-846 5030/8260	6/20/95	PSF
trans-1,2-Dichloroethene	<3.90	3.90	ug/l	SW-846 5030/8260	6/20/95	PSF

STANDARD LABORATORIES, INC. 2315 Glenview Drive Evansville, IN 47720 PH (812) 424-2909 FAX (812) 424-0667

LABORATORY TESTS RESULTS

Report Dated: 6/22/95

Page 7

JOB NUMBER: 9506-01110

CUSTOMER: Standard Laboratories, Inc. 55 ATTN: Scott Robbins

LABORATORY I.D.: 9506-01110 -3
 DATE SAMPLED.....: 6/18/95
 TIME SAMPLED.....: 17:06
 DATE RECEIVED.....: 6/20/95
 TIME RECEIVED.....: 10:00

SAMPLE I.D.: 57257
 Main Vapor Line 5606181706

TEST DESCRIPTION	FINAL RESULT	DETECTION LIMIT	UNIT OF MEASURE	TEST METHOD	DATE	TECHNICIAN
1,2-Dichloropropane	<3.50	3.50	ug/l	SW-846 5030/8260	6/20/95	PSF
cis-1,3-Dichloropropane	<3.90	3.90	ug/l	SW-846 5030/8260	6/20/95	PSF
trans-1,3-Dichloropropene	<4.30	4.30	ug/l	SW-846 5030/8260	6/20/95	PSF
Ethylbenzene	7.70	0.36	ug/l	SW-846 5030/8260	6/20/95	PSF
Ethyl Methacrylate	<1.80	1.80	ug/l	SW-846 5030/8260	6/20/95	PSF
Hexachlorobutadiene	<10.6	10.6	ug/l	SW-846 5030/8260	6/20/95	PSF
Hexachloroethane	<2.40	2.40	ug/l	SW-846 5030/8260	6/20/95	PSF
2-Hexanone	<10.9	10.9	ug/l	SW-846 5030/8260	6/20/95	PSF
Iodomethane	<4.30	4.30	ug/l	SW-846 5030/8260	6/20/95	PSF
Isobutyl alcohol	2.47	1.00	ug/l	SW-846 5030/8260	6/20/95	PSF
Methylene chloride	112	9.84	ug/l	SW-846 5030/8260	6/20/95	PSF
Methyl methacrylate	<4.00	4.00	ug/l	SW-846 5030/8260	6/20/95	PSF
4-Methyl-2-pentanone	<10.0	10.0	ug/l	SW-846 5030/8260	6/20/95	PSF
Naphthalene	<6.80	6.80	ug/l	SW-846 5030/8260	6/20/95	PSF
Pentachloroethane	<1.50	1.50	ug/l	SW-846 5030/8260	6/20/95	PSF
Propionitrile	<6.80	6.80	ug/l	SW-846 5030/8260	6/20/95	PSF
Styrene	<1.30	1.30	ug/l	SW-846 5030/8260	6/20/95	PSF
1,1,1,2-Tetrachloroethane	<3.80	3.80	ug/l	SW-846 5030/8260	6/20/95	PSF
1,1,2,2-Tetrachloroethane	<2.80	2.80	ug/l	SW-846 5030/8260	6/20/95	PSF
Tetrachloroethene	20.4	0.52	ug/l	SW-846 5030/8260	6/20/95	PSF
Toluene	115	0.31	ug/l	SW-846 5030/8260	6/20/95	PSF
1,2,4-Trichlorobenzene	<7.90	7.90	ug/l	SW-846 5030/8260	6/20/95	PSF
1,1,1-Trichloroethane	894	0.36	ug/l	SW-846 5030/8260	6/20/95	PSF
1,1,2-Trichloroethane	6.20	0.22	ug/l	SW-846 5030/8260	6/20/95	PSF
Trichloroethane	42.6	0.38	ug/l	SW-846 5030/8260	6/20/95	PSF
Trichlorofluoromethane	<2.60	2.60	ug/l	SW-846 5030/8260	6/20/95	PSF
1,2,3-Trichloropropane	<18.8	18.8	ug/l	SW-846 5030/8260	6/20/95	PSF
Vinyl acetate	<1.50	1.50	ug/l	SW-846 5030/8260	6/20/95	PSF
Vinyl Chloride	<5.10	5.10	ug/l	SW-846 5030/8260	6/20/95	PSF
o-Xylene	7.64	4.00	ug/l	SW-846 5030/8260	6/20/95	PSF
m-p-Xylene	22.6	0.58	ug/l	SW-846 5030/8260	6/20/95	PSF

STANDARD LABORATORIES, INC. 2315 Glenview Drive Evansville, IN 47720 PH (812) 424-2909 FAX (812) 424-0667

LABORATORY TESTS RESULTS

Report Dated: 6/22/95

Page 8

JOB NUMBER: 9506-01110

CUSTOMER: Standard Laboratories, Inc. 55 ATTN: Scott Robbins

LABORATORY I.D.: 9506-01110 -4
 DATE SAMPLED: 6/19/95
 TIME SAMPLED: 9:25
 DATE RECEIVED: 6/20/95
 TIME RECEIVED: 10:00

SAMPLE I.D.: 57258
 Main Vapor Line 5706190925

57

TEST DESCRIPTION	FINAL RESULT	DETECTION LIMIT	UNIT OF MEASURE	TEST METHOD	DATE	TECHNICIAN
Volatile Organic Compounds				SW-846 5030/8260	6/20/95	PSF
Acetone	583	117	ug/l	SW-846 5030/8260	6/20/95	PSF
Acetonitrile	<3.50	3.50	ug/l	SW-846 5030/8260	6/20/95	PSF
Acrolein	<36.5	36.5	ug/l	SW-846 5030/8260	6/20/95	PSF
Acrylonitrile	<10.8	10.8	ug/l	SW-846 5030/8260	6/20/95	PSF
Allyl chloride	<9.40	9.40	ug/l	SW-846 5030/8260	6/20/95	PSF
Benzene	7.56	1.60	ug/l	SW-846 5030/8260	6/20/95	PSF
Bromochloromethane	<5.90	5.90	ug/l	SW-846 5030/8260	6/20/95	PSF
Bromodichloromethane	<2.80	2.80	ug/l	SW-846 5030/8260	6/20/95	PSF
Bromoform (Tribromomethane)	<2.60	2.60	ug/l	SW-846 5030/8260	6/20/95	PSF
Bromomethane	<24.9	24.9	ug/l	SW-846 5030/8260	6/20/95	PSF
2-Butanone (MEK)	72.8	3.23	ug/l	SW-846 5030/8260	6/20/95	PSF
Carbon disulfide	<1.60	1.60	ug/l	SW-846 5030/8260	6/20/95	PSF
Carbon tetrachloride	<5.00	5.00	ug/l	SW-846 5030/8260	6/20/95	PSF
Chlorobenzene	<1.30	1.30	ug/l	SW-846 5030/8260	6/20/95	PSF
2-Chloro-1,3-Butadiene	<3.00	3.00	ug/l	SW-846 5030/8260	6/20/95	PSF
Chlorodibromomethane	<1.80	1.80	ug/l	SW-846 5030/8260	6/20/95	PSF
Chloroethane	<68.0	68.0	ug/l	SW-846 5030/8260	6/20/95	PSF
2-Chloroethylvinyl ether	25.7	0.53	ug/l	SW-846 5030/8260	6/20/95	PSF
Chloroform	<7.40	7.40	ug/l	SW-846 5030/8260	6/20/95	PSF
Chloromethane	<6.00	6.00	ug/l	SW-846 5030/8260	6/20/95	PSF
1,2-Dibromo-3-chloropropane	<25.7	25.7	ug/l	SW-846 5030/8260	6/20/95	PSF
1,2-Dibromoethane (EDB)	<1.80	1.80	ug/l	SW-846 5030/8260	6/20/95	PSF
Dibromomethane	<2.80	2.80	ug/l	SW-846 5030/8260	6/20/95	PSF
1,2-Dichlorobenzene	<1.70	1.70	ug/l	SW-846 5030/8260	6/20/95	PSF
1,3-Dichlorobenzene	<4.30	4.30	ug/l	SW-846 5030/8260	6/20/95	PSF
1,4-Dichlorobenzene	<3.40	3.40	ug/l	SW-846 5030/8260	6/20/95	PSF
cis-1,4-Dichloro-2-butene	<8.00	8.00	ug/l	SW-846 5030/8260	6/20/95	PSF
trans-1,4-Dichloro-2-butene	<6.60	6.60	ug/l	SW-846 5030/8260	6/20/95	PSF
Dichlorodifluoromethane	<7.00	7.00	ug/l	SW-846 5030/8260	6/20/95	PSF
1,1-Dichloroethane	77.5	0.16	ug/l	SW-846 5030/8260	6/20/95	PSF
1,2-Dichloroethane	4.08	3.80	ug/l	SW-846 5030/8260	6/20/95	PSF
1,1-Dichloroethene	26.6	0.43	ug/l	SW-846 5030/8260	6/20/95	PSF
trans-1,2-Dichloroethene	<3.90	3.90	ug/l	SW-846 5030/8260	6/20/95	PSF

STANDARD LABORATORIES, INC. 2315 Glenview Drive Evansville, IN 47720 PH (812) 424-2909 FAX (812) 424-0667

LABORATORY TESTS RESULTS

Report Dated: 6/22/95

Page 9

JOB NUMBER: 9506-01110

CUSTOMER: Standard Laboratories, Inc. 55 ATTN: Scott Robbins

LABORATORY I.D.: 9506-01110 -4
 DATE SAMPLED: 6/19/95
 TIME SAMPLED: 9:25
 DATE RECEIVED: 6/20/95
 TIME RECEIVED: 10:00

SAMPLE I.D.: 57258
 Main Vapor Line 5706190925

TEST DESCRIPTION	FINAL RESULT	DETECTION LIMIT	UNIT OF MEASURE	TEST METHOD	DATE	TECHNICIAN
1,2-Dichloropropane	<3.50	3.50	ug/l	SW-846 5030/8260	6/20/95	PSF
cis-1,3-Dichloropropene	<3.90	3.90	ug/l	SW-846 5030/8260	6/20/95	PSF
trans-1,3-Dichloropropene	<4.30	4.30	ug/l	SW-846 5030/8260	6/20/95	PSF
Ethylbenzene	17.7	3.60	ug/l	SW-846 5030/8260	6/20/95	PSF
Ethyl Methacrylate	<1.80	1.80	ug/l	SW-846 5030/8260	6/20/95	PSF
Hexachlorobutadiene	<10.6	10.6	ug/l	SW-846 5030/8260	6/20/95	PSF
Hexachloroethane	<2.40	2.40	ug/l	SW-846 5030/8260	6/20/95	PSF
2-Hexanone	<10.9	10.9	ug/l	SW-846 5030/8260	6/20/95	PSF
Iodomethane	<4.30	4.30	ug/l	SW-846 5030/8260	6/20/95	PSF
Isobutyl alcohol	15.5	0.10	ug/l	SW-846 5030/8260	6/20/95	PSF
Methylene chloride	116	9.84	ug/l	SW-846 5030/8260	6/20/95	PSF
Methyl methacrylate	<4.00	4.00	ug/l	SW-846 5030/8260	6/20/95	PSF
4-Methyl-2-pentanone	<10.0	10.0	ug/l	SW-846 5030/8260	6/20/95	PSF
Naphthalene	<6.80	6.80	ug/l	SW-846 5030/8260	6/20/95	PSF
Pentachloroethane	<1.50	1.50	ug/l	SW-846 5030/8260	6/20/95	PSF
Propionitrile	<6.80	6.80	ug/l	SW-846 5030/8260	6/20/95	PSF
Styrene	<1.30	1.30	ug/l	SW-846 5030/8260	6/20/95	PSF
1,1,1,2-Tetrachloroethane	<3.80	3.80	ug/l	SW-846 5030/8260	6/20/95	PSF
1,1,1,2-Tetrachloroethane	<2.80	2.80	ug/l	SW-846 5030/8260	6/20/95	PSF
Tetrachloroethene	23.1	0.52	ug/l	SW-846 5030/8260	6/20/95	PSF
Toluene	148	0.31	ug/l	SW-846 5030/8260	6/20/95	PSF
1,2,4-Trichlorobenzene	<7.90	7.90	ug/l	SW-846 5030/8260	6/20/95	PSF
1,1,1-Trichloroethane	910	0.36	ug/l	SW-846 5030/8260	6/20/95	PSF
1,1,2-Trichloroethane	15.8	2.20	ug/l	SW-846 5030/8260	6/20/95	PSF
Trichloroethene	52.1	0.38	ug/l	SW-846 5030/8260	6/20/95	PSF
Trichlorofluoromethane	<2.60	2.60	ug/l	SW-846 5030/8260	6/20/95	PSF
1,2,3-Trichloropropane	<18.8	18.8	ug/l	SW-846 5030/8260	6/20/95	PSF
Vinyl acetate	<1.50	1.50	ug/l	SW-846 5030/8260	6/20/95	PSF
Vinyl Chloride	<5.10	5.10	ug/l	SW-846 5030/8260	6/20/95	PSF
o-Xylene	23.0	0.40	ug/l	SW-846 5030/8260	6/20/95	PSF
m+p-Xylene	59.2	0.58	ug/l	SW-846 5030/8260	6/20/95	PSF

STANDARD LABORATORIES, INC. 2315 Glenview Drive Evansville, IN 47720 PH (812) 424-2909 FAX (812) 424-0667

QUALITY ASSURANCE REPORT

Report Dated: 6/22/95

Page 1

JOB NUMBER: 9506-01110

CUSTOMER: Standard Laboratories, Inc. 55 ATTN: Scott Robbins

ANALYSIS				DUPLICATES			REFERENCE STANDARDS		MATRIX SPIKES		
ANALYSIS TYPE	ANALYSIS SUB-TYPE	ANALYSIS I.D.	ANALYZED VALUE (A)	DUPLICATE VALUE (B)	RPD	TRUE VALUE	PERCENT RECOVERY	ORIGINAL VALUE	SPIKE ADDED	PERCENT RECOVERY	
PARAMETER: Ethylbenzene DETECTION LIMIT: 0.04 UNITS: ug/l				DATE/TIME ANALYZED: 6/20/95 9:00 METHOD REFERENCE: SW-846 5030/8260			QC BATCH NUMBER: 952627 TECHNICIAN: PSF				
BLANK	CALIB CHK	BATCH BLANK	<0.36								
DUPLICATE	ANALYTICAL	9506-01110-004D	17.2	17.7	3.00						
SPIKE	ANALYTICAL	9506-01110-004S	17.7					319	260.00	116.00	
STANDARD	CALIB CHK	CHECK STD	29.7			26	114.00				
PARAMETER: Styrene DETECTION LIMIT: 0.01 UNITS: ug/l				DATE/TIME ANALYZED: 6/20/95 9:00 METHOD REFERENCE: SW-846 5030/8260			QC BATCH NUMBER: 952627 TECHNICIAN: PSF				
BLANK	CALIB CHK	BATCH BLANK	<0.13								
DUPLICATE	ANALYTICAL	9506-01110-004D	<1.30	<1.30	1.00						
SPIKE	ANALYTICAL	9506-01110-004S	<1.30					246	200.00	122.00	
STANDARD	CALIB CHK	CHECK STD	23.8			20	119.00				
PARAMETER: cis-1,3-Dichloropropene DETECTION LIMIT: 0.04 UNITS: ug/l				DATE/TIME ANALYZED: 6/20/95 9:00 METHOD REFERENCE: SW-846 5030/8260			QC BATCH NUMBER: 952627 TECHNICIAN: PSF				
BLANK	CALIB CHK	BATCH BLANK	<0.39								
DUPLICATE	ANALYTICAL	9506-01110-004D	<3.90	<3.90	40.00						
SPIKE	ANALYTICAL	9506-01110-004S	<3.90					484	400.00	121.00	
STANDARD	CALIB CHK	CHECK STD	48.8			40	122.00				
PARAMETER: trans-1,3-Dichloropropene DETECTION LIMIT: 0.04 UNITS: ug/l				DATE/TIME ANALYZED: 6/20/95 9:00 METHOD REFERENCE: SW-846 5030/8260			QC BATCH NUMBER: 952627 TECHNICIAN: PSF				
BLANK	CALIB CHK	BATCH BLANK	<0.43								
DUPLICATE	ANALYTICAL	9506-01110-004D	<4.30	<4.30	71.00						
SPIKE	ANALYTICAL	9506-01110-004S	<4.30					423	400.00	106.00	
STANDARD	CALIB CHK	CHECK STD	42.8			40	107.00				
PARAMETER: 1,4-Dichlorobenzene DETECTION LIMIT: 0.03 UNITS: ug/l				DATE/TIME ANALYZED: 6/20/95 9:00 METHOD REFERENCE: SW-846 5030/8260			QC BATCH NUMBER: 952627 TECHNICIAN: PSF				
BLANK	CALIB CHK	BATCH BLANK	<0.34								
DUPLICATE	ANALYTICAL	9506-01110-004D	<3.40	<3.40	4.00						
SPIKE	ANALYTICAL	9506-01110-004S	<3.40					212	200.00	105.00	
STANDARD	CALIB CHK	CHECK STD	20.6			20	103.00				
PARAMETER: 1,2-Dibromoethane (EDB) DETECTION LIMIT: 0.02 UNITS: ug/l				DATE/TIME ANALYZED: 6/20/95 9:00 METHOD REFERENCE: SW-846 5030/8260			QC BATCH NUMBER: 952627 TECHNICIAN: PSF				
BLANK	CALIB CHK	BATCH BLANK	<0.18								
DUPLICATE	ANALYTICAL	9506-01110-004D	<1.80	<1.80	200.00						
SPIKE	ANALYTICAL	9506-01110-004S	<1.80					218	200.00	109.00	
STANDARD	CALIB CHK	CHECK STD	21.0			20	105.00				
PARAMETER: Acrolein DETECTION LIMIT: 0.37 UNITS: ug/l				DATE/TIME ANALYZED: 6/20/95 9:00 METHOD REFERENCE: SW-846 5030/8260			QC BATCH NUMBER: 952627 TECHNICIAN: PSF				
BLANK	CALIB CHK	BATCH BLANK	<3.65								
DUPLICATE	ANALYTICAL	9506-01110-004D	<36.5	<36.5	200.00						
SPIKE	ANALYTICAL	9506-01110-004S	<36.5					125	200.00	63.00	
STANDARD	CALIB CHK	CHECK STD	18.3			20	92.00				

STANDARD LABORATORIES, INC. 2315 Glenview Drive Evansville, IN 47720 PH (812) 424-2909 FAX (812) 424-0667

NC = Not Calculable Due To Lower Than The Detection Limit

Quality Control Acceptance Criteria:

Blanks..... Analyzed Value <= Detection Limit
 Reference Standards 100 +/- 10 Percent Recovery
 Duplicates..... 20 Percent Relative Difference, Unless Values Are Below Detection Limits
 Spikes..... 100 +/- 25 Percent Recovery

Note: Data Reported In QA Report May Be Lower Than Value On Sample Data Page Due To Dilution Of Sample Into Analytical Range

QUALITY ASSURANCE REPORT

Report Dated: 6/22/95

Page 2

JOB NUMBER: 9506-01110

CUSTOMER: Standard Laboratories, Inc. 55 ATTN: Scott Robbins

ANALYSIS				DUPLICATES		REFERENCE STANDARDS		MATRIX SPIKES		
ANALYSIS TYPE	ANALYSIS SUB-TYPE	ANALYSIS I.D.	ANALYZED VALUE (A)	DUPLICATE VALUE (B)	RPD	TRUE VALUE	PERCENT RECOVERY	ORIGINAL VALUE	SPIKE ADDED	PERCENT RECOVERY
PARAMETER: Allyl chloride DETECTION LIMIT: 0.09 UNITS: ug/l			DATE/TIME ANALYZED: 6/20/95 9:00 METHOD REFERENCE: SW-846 5030/8260			QC BATCH NUMBER: 952627 TECHNICIAN: PSF				
BLANK	CALIB CHK	BATCH BLANK	<0.94	<9.40	0.00			173	200.00	87.00
DUPLICATE	ANALYTICAL	9506-01110-004D	<9.40							
SPIKE	ANALYTICAL	9506-01110-004S	<9.40							
STANDARD	CALIB CHK	CHECK STD	20.8			20	104.00			
PARAMETER: 1,2-Dichloroethane DETECTION LIMIT: 0.04 UNITS: ug/l			DATE/TIME ANALYZED: 6/20/95 9:00 METHOD REFERENCE: SW-846 5030/8260			QC BATCH NUMBER: 952627 TECHNICIAN: PSF				
BLANK	CALIB CHK	BATCH BLANK	<0.38	4.08	10.00			213	200.00	104.00
DUPLICATE	ANALYTICAL	9506-01110-004D	<3.80							
SPIKE	ANALYTICAL	9506-01110-004S	4.08							
STANDARD	CALIB CHK	CHECK STD	20.4			20	102.00			
PARAMETER: Propionitrile DETECTION LIMIT: 0.07 UNITS: ug/l			DATE/TIME ANALYZED: 6/20/95 9:00 METHOD REFERENCE: SW-846 5030/8260			QC BATCH NUMBER: 952627 TECHNICIAN: PSF				
BLANK	CALIB CHK	BATCH BLANK	<0.68	<6.80	0.00			260	200.00	130.00
DUPLICATE	ANALYTICAL	9506-01110-004D	<6.80							
SPIKE	ANALYTICAL	9506-01110-004S	<6.80							
STANDARD	CALIB CHK	CHECK STD	23.1			20	116.00			
PARAMETER: Acrylonitrile DETECTION LIMIT: 0.11 UNITS: ug/l			DATE/TIME ANALYZED: 6/20/95 9:00 METHOD REFERENCE: SW-846 5030/8260			QC BATCH NUMBER: 952627 TECHNICIAN: PSF				
BLANK	CALIB CHK	BATCH BLANK	<1.08	<10.8	0.00			229	200.00	115.00
DUPLICATE	ANALYTICAL	9506-01110-004D	<10.8							
SPIKE	ANALYTICAL	9506-01110-004S	<10.8							
STANDARD	CALIB CHK	CHECK STD	24.7			20	124.00			
PARAMETER: Vinyl acetate DETECTION LIMIT: 0.02 UNITS: ug/l			DATE/TIME ANALYZED: 6/20/95 9:00 METHOD REFERENCE: SW-846 5030/8260			QC BATCH NUMBER: 952627 TECHNICIAN: PSF				
BLANK	CALIB CHK	BATCH BLANK	<0.15	<1.50	147.00			211	200.00	105.00
DUPLICATE	ANALYTICAL	9506-01110-004D	<1.50							
SPIKE	ANALYTICAL	9506-01110-004S	<1.50							
STANDARD	CALIB CHK	CHECK STD	21.5			20	108.00			
PARAMETER: 4-Methyl-2-pentanone DETECTION LIMIT: 0.10 UNITS: ug/l			DATE/TIME ANALYZED: 6/20/95 9:00 METHOD REFERENCE: SW-846 5030/8260			QC BATCH NUMBER: 952627 TECHNICIAN: PSF				
BLANK	CALIB CHK	BATCH BLANK	<1.00	<10.0	163.00			234	200.00	116.00
DUPLICATE	ANALYTICAL	9506-01110-004D	<10.0							
SPIKE	ANALYTICAL	9506-01110-004S	<10.0							
STANDARD	CALIB CHK	CHECK STD	22.7			20	114.00			
PARAMETER: Toluene DETECTION LIMIT: 0.03 UNITS: ug/l			DATE/TIME ANALYZED: 6/20/95 9:00 METHOD REFERENCE: SW-846 5030/8260			QC BATCH NUMBER: 952627 TECHNICIAN: PSF				
BLANK	CALIB CHK	BATCH BLANK	<0.31	148	1.00			366	200.00	109.00
DUPLICATE	ANALYTICAL	9506-01110-004D	146							
SPIKE	ANALYTICAL	9506-01110-004S	148							
STANDARD	CALIB CHK	CHECK STD	23.4			20	117.00			

STANDARD LABORATORIES, INC. 2315 Glenview Drive Evansville, IN 47720 PH (812) 424-2909 FAX (812) 424-0667

NC = Not Calculable Due To Lower Than The Detection Limit

Quality Control Acceptance Criteria:

Blanks..... Analyzed Value <= Detection Limit
Reference Standards 100 +/- 10 Percent Recovery
Dulicates..... 20 Percent Relative Difference, Unless Values Are Below Detection Limits
Spikes..... 100 +/- 25 Percent Recovery

Note: Data Reported In QA Report May Be Lower Than Value On Sample Data Page Due To Dilution Of Sample Into Analytical Range

QUALITY ASSURANCE REPORT

Report Dated: 6/22/95

Page 3

JOB NUMBER: 9506-01110

CUSTOMER: Standard Laboratories, Inc. 55 ATTN: Scott Robbins

ANALYSIS				DUPLICATES		REFERENCE STANDARDS		MATRIX SPIKES		
ANALYSIS TYPE	ANALYSIS SUB-TYPE	ANALYSIS I.D.	ANALYZED VALUE (A)	DUPLICATE VALUE (B)	RPD	TRUE VALUE	PERCENT RECOVERY	ORIGINAL VALUE	SPIKE ADDED	PERCENT RECOVERY
PARAMETER: Chlorobenzene DETECTION LIMIT: 0.01 UNITS: ug/l				DATE/TIME ANALYZED: 6/20/95 9:00 METHOD REFERENCE: SW-846 5030/8260		QC BATCH NUMBER: 952627 TECHNICIAN: PSF				
BLANK	CALIB CHK	BATCH BLANK	<0.13	<1.30	2.00			215	200.00	107.00
DUPLICATE	ANALYTICAL	9506-01110-004D	<1.30							
SPIKE	ANALYTICAL	9506-01110-004S	<1.30			20	104.00			
STANDARD	CALIB CHK	CHECK STD	20.8							
PARAMETER: trans-1,4-Dichloro-2-butene DETECTION LIMIT: 0.07 UNITS: ug/l				DATE/TIME ANALYZED: 6/20/95 9:00 METHOD REFERENCE: SW-846 5030/8260		QC BATCH NUMBER: 952627 TECHNICIAN: PSF				
BLANK	CALIB CHK	BATCH BLANK	<0.66	<6.60	18.00			380	200.00	190.00
DUPLICATE	ANALYTICAL	9506-01110-004D	<6.60							
SPIKE	ANALYTICAL	9506-01110-004S	<6.60			20	209.00			
STANDARD	CALIB CHK	CHECK STD	41.7							
PARAMETER: 2-Chloroethylvinyl ether DETECTION LIMIT: 0.05 UNITS: ug/l				DATE/TIME ANALYZED: 6/20/95 9:00 METHOD REFERENCE: SW-846 5030/8260		QC BATCH NUMBER: 952627 TECHNICIAN: PSF				
BLANK	CALIB CHK	BATCH BLANK	<0.53	25.7	4.00			400	200.00	187.00
DUPLICATE	ANALYTICAL	9506-01110-004D	24.6							
SPIKE	ANALYTICAL	9506-01110-004S	25.7			20	160.00			
STANDARD	CALIB CHK	CHECK STD	31.9							
PARAMETER: 1,2,4-Trichlorobenzene DETECTION LIMIT: 0.08 UNITS: ug/l				DATE/TIME ANALYZED: 6/20/95 9:00 METHOD REFERENCE: SW-846 5030/8260		QC BATCH NUMBER: 952627 TECHNICIAN: PSF				
BLANK	CALIB CHK	BATCH BLANK	<0.79	<7.90	19.00			211	200.00	105.00
DUPLICATE	ANALYTICAL	9506-01110-004D	<7.90							
SPIKE	ANALYTICAL	9506-01110-004S	<7.90			20	105.00			
STANDARD	CALIB CHK	CHECK STD	21.0							
PARAMETER: Chlorodibromomethane DETECTION LIMIT: 0.02 UNITS: ug/l				DATE/TIME ANALYZED: 6/20/95 9:00 METHOD REFERENCE: SW-846 5030/8260		QC BATCH NUMBER: 952627 TECHNICIAN: PSF				
BLANK	CALIB CHK	BATCH BLANK	<0.18	<1.80	0.00			205	200.00	103.00
DUPLICATE	ANALYTICAL	9506-01110-004D	<1.80							
SPIKE	ANALYTICAL	9506-01110-004S	<1.80			20	104.00			
STANDARD	CALIB CHK	CHECK STD	20.7							
PARAMETER: 2-Chloro-1,3-Butadiene DETECTION LIMIT: 0.03 UNITS: ug/l				DATE/TIME ANALYZED: 6/20/95 9:00 METHOD REFERENCE: SW-846 5030/8260		QC BATCH NUMBER: 952627 TECHNICIAN: PSF				
BLANK	CALIB CHK	BATCH BLANK	<0.30	<3.00	90.00			209	200.00	104.00
DUPLICATE	ANALYTICAL	9506-01110-004D	<3.00							
SPIKE	ANALYTICAL	9506-01110-004S	<3.00			20	110.00			
STANDARD	CALIB CHK	CHECK STD	22.0							
PARAMETER: Tetrachloroethene DETECTION LIMIT: 0.05 UNITS: ug/l				DATE/TIME ANALYZED: 6/20/95 9:00 METHOD REFERENCE: SW-846 5030/8260		QC BATCH NUMBER: 952627 TECHNICIAN: PSF				
BLANK	CALIB CHK	BATCH BLANK	<0.52	23.1	2.00			418	290.00	136.00
DUPLICATE	ANALYTICAL	9506-01110-004D	22.6							
SPIKE	ANALYTICAL	9506-01110-004S	23.1			29	132.00			
STANDARD	CALIB CHK	CHECK STD	38.2							

STANDARD LABORATORIES, INC. 2315 Glenview Drive Evansville, IN 47720 PH (317) 424-2909 FAX (812) 424-0667

NC - Not Calculable Due To Lower Than The Detection Limit

Quality Control Acceptance Criteria:

Blanks..... Analyzed Value <= Detection Limit
Reference Standards 100 +/- 10 Percent Recovery
Duplicates..... 20 Percent Relative Difference, Unless Values Are Below Detection Limits
Spikes..... 100 +/- 25 Percent Recovery

Note: Data Reported In QA Report May Be Lower Than Value On Sample Data Page Due To Dilution Of Sample Into Analytical Range

QUALITY ASSURANCE REPORT

Report Dated: 6/22/95

Page 4

JOB NUMBER: 9506-01110

CUSTOMER: Standard Laboratories, Inc. 55 ATTN: Scott Robbins

ANALYSIS				DUPLICATES		REFERENCE STANDARDS		MATRIX SPIKES		
ANALYSIS TYPE	ANALYSIS SUB-TYPE	ANALYSIS I.D.	ANALYZED VALUE (A)	DUPLICATE VALUE (B)	RPD	TRUE VALUE	PERCENT RECOVERY	ORIGINAL VALUE	SPIKE ADDED	PERCENT RECOVERY
PARAMETER: cis-1,4-Dichloro-2-butene DETECTION LIMIT: 0.08 UNITS: ug/l				DATE/TIME ANALYZED: 6/20/95 9:00 METHOD REFERENCE: SW-846 5030/8260		QC BATCH NUMBER: 952627 TECHNICIAN: PSF				
BLANK	CALIB CHK	BATCH BLANK	<0.80							
DUPLICATE	ANALYTICAL	9506-01110-004D	<8.00	<8.00	43.00			432	200.00	216.00
SPIKE	ANALYTICAL	9506-01110-004S	<8.00			20	229.00			
STANDARD	CALIB CHK	CHECK STD	45.7							
PARAMETER: trans-1,2-Dichloroethene DETECTION LIMIT: 0.04 UNITS: ug/l				DATE/TIME ANALYZED: 6/20/95 9:00 METHOD REFERENCE: SW-846 5030/8260		QC BATCH NUMBER: 952627 TECHNICIAN: PSF				
BLANK	CALIB CHK	BATCH BLANK	<0.39							
DUPLICATE	ANALYTICAL	9506-01110-004D	<3.90	<3.90	33.00			203	200.00	101.00
SPIKE	ANALYTICAL	9506-01110-004S	<3.90			20	106.00			
STANDARD	CALIB CHK	CHECK STD	21.2							
PARAMETER: 1,3-Dichlorobenzene DETECTION LIMIT: 0.04 UNITS: ug/l				DATE/TIME ANALYZED: 6/20/95 9:00 METHOD REFERENCE: SW-846 5030/8260		QC BATCH NUMBER: 952627 TECHNICIAN: PSF				
BLANK	CALIB CHK	BATCH BLANK	<0.43							
DUPLICATE	ANALYTICAL	9506-01110-004D	<4.30	<4.30	3.00			210	200.00	105.00
SPIKE	ANALYTICAL	9506-01110-004S	<4.30			20	105.00			
STANDARD	CALIB CHK	CHECK STD	20.9							
PARAMETER: Carbon tetrachloride DETECTION LIMIT: 0.05 UNITS: ug/l				DATE/TIME ANALYZED: 6/20/95 9:00 METHOD REFERENCE: SW-846 5030/8260		QC BATCH NUMBER: 952627 TECHNICIAN: PSF				
BLANK	CALIB CHK	BATCH BLANK	<0.50							
DUPLICATE	ANALYTICAL	9506-01110-004D	<5.00	<5.00	13.00			181	200.00	90.00
SPIKE	ANALYTICAL	9506-01110-004S	<5.00			20	94.00			
STANDARD	CALIB CHK	CHECK STD	18.7							
PARAMETER: 2-Hexanone DETECTION LIMIT: 0.11 UNITS: ug/l				DATE/TIME ANALYZED: 6/20/95 9:00 METHOD REFERENCE: SW-846 5030/8260		QC BATCH NUMBER: 952627 TECHNICIAN: PSF				
BLANK	CALIB CHK	BATCH BLANK	<1.09							
DUPLICATE	ANALYTICAL	9506-01110-004D	<10.9	<10.9	180.00			227	200.00	112.00
SPIKE	ANALYTICAL	9506-01110-004S	<10.9			20	111.00			
STANDARD	CALIB CHK	CHECK STD	22.1							
PARAMETER: 1,1,1,2-Tetrachloroethane DETECTION LIMIT: 0.04 UNITS: ug/l				DATE/TIME ANALYZED: 6/20/95 9:00 METHOD REFERENCE: SW-846 5030/8260		QC BATCH NUMBER: 952627 TECHNICIAN: PSF				
BLANK	CALIB CHK	BATCH BLANK	<0.38							
DUPLICATE	ANALYTICAL	9506-01110-004D	<3.80	<3.80	33.00			203	200.00	101.00
SPIKE	ANALYTICAL	9506-01110-004S	<3.80			20	103.00			
STANDARD	CALIB CHK	CHECK STD	20.6							
PARAMETER: Acetone DETECTION LIMIT: 1.17 UNITS: ug/l				DATE/TIME ANALYZED: 6/20/95 9:00 METHOD REFERENCE: SW-846 5030/8260		QC BATCH NUMBER: 952627 TECHNICIAN: PSF				
BLANK	CALIB CHK	BATCH BLANK	<11.6							
DUPLICATE	ANALYTICAL	9506-01110-004D	<117	583	199.00			757	200.00	87.00
SPIKE	ANALYTICAL	9506-01110-004S	583			20	127.00			
STANDARD	CALIB CHK	CHECK STD	25.3							

STANDARD LABORATORIES, INC. 2315 Glenview Drive Evansville, IN 47720 PH (812) 424-2909 FAX (812) 424-0667

NC = Not Calculable Due To Lower Than The Detection Limit

Quality Control Acceptance Criteria:

Blanks..... Analyzed Value <= Detection Limit
 Reference Standards 100 +/- 10 Percent Recovery
 Duplicates..... 20 Percent Relative Difference, Unless Values Are Below Detection Limits
 Spikes..... 100 +/- 25 Percent Recovery

Note: Data Reported In QA Report May Be Lower Than Value On Sample Data Page Due To Dilution Of Sample Into Analytical Range

QUALITY ASSURANCE REPORT

Report Dated: 6/22/95

Page 5

JOB NUMBER: 9506-01110

CUSTOMER: Standard Laboratories, Inc. 55 ATTN: Scott Robbins

ANALYSIS				DUPLICATES		REFERENCE STANDARDS		MATRIX SPIKES		
ANALYSIS TYPE	ANALYSIS SUB-TYPE	ANALYSIS I.D.	ANALYZED VALUE (A)	DUPLICATE VALUE (B)	RPD	TRUE VALUE	PERCENT RECOVERY	ORIGINAL VALUE	SPIKE ADDED	PERCENT RECOVERY
PARAMETER: Chloroform DETECTION LIMIT: 0.07 UNITS: ug/l				DATE/TIME ANALYZED: 6/20/95 9:00 METHOD REFERENCE: SW-846 5030/8260		QC BATCH NUMBER: 952627 TECHNICIAN: PSF				
BLANK DUPLICATE SPIKE STANDARD	CALIB CHK ANALYTICAL CALIB CHK	BATCH BLANK 9506-01110-004D 9506-01110-004S CHECK STD	<0.74 <7.40 <7.40 21.5	<7.40	3.00	20	108.00	204	200.00	100.00
PARAMETER: Hexachloroethane DETECTION LIMIT: 0.02 UNITS: ug/l				DATE/TIME ANALYZED: 6/20/95 9:00 METHOD REFERENCE: SW-846 5030/8260		QC BATCH NUMBER: 952627 TECHNICIAN: PSF				
BLANK DUPLICATE SPIKE STANDARD	CALIB CHK ANALYTICAL CALIB CHK	BATCH BLANK 9506-01110-004D 9506-01110-004S CHECK STD	<0.24 <2.40 <2.40 16.7	<2.40	0.00	20	84.00	161	200.00	81.00
PARAMETER: Benzene DETECTION LIMIT: 0.02 UNITS: ug/l				DATE/TIME ANALYZED: 6/20/95 9:00 METHOD REFERENCE: SW-846 5030/8260		QC BATCH NUMBER: 952627 TECHNICIAN: PSF				
BLANK DUPLICATE SPIKE STANDARD	CALIB CHK ANALYTICAL CALIB CHK	BATCH BLANK 9506-01110-004D 9506-01110-004S CHECK STD	<0.16 7.57 7.56 21.8	7.56	0.00	20	109.00	224	200.00	108.00
PARAMETER: 1,1,1-Trichloroethane DETECTION LIMIT: 0.04 UNITS: ug/l				DATE/TIME ANALYZED: 6/20/95 9:00 METHOD REFERENCE: SW-846 5030/8260		QC BATCH NUMBER: 952627 TECHNICIAN: PSF				
BLANK DUPLICATE SPIKE STANDARD	CALIB CHK ANALYTICAL CALIB CHK	BATCH BLANK 9506-01110-004D 9506-01110-004S CHECK STD	<0.36 878 910 19.0	910	4.00	20	95.00	1065	200.00	78.00
PARAMETER: Bromomethane DETECTION LIMIT: 0.25 UNITS: ug/l				DATE/TIME ANALYZED: 6/20/95 9:00 METHOD REFERENCE: SW-846 5030/8260		QC BATCH NUMBER: 952627 TECHNICIAN: PSF				
BLANK DUPLICATE SPIKE STANDARD	CALIB CHK ANALYTICAL CALIB CHK	BATCH BLANK 9506-01110-004D 9506-01110-004S CHECK STD	<2.49 <24.9 <24.9 18.6	<24.9	13.00	20	93.00	181	200.00	87.00
PARAMETER: Chloromethane DETECTION LIMIT: 0.06 UNITS: ug/l				DATE/TIME ANALYZED: 6/20/95 9:00 METHOD REFERENCE: SW-846 5030/8260		QC BATCH NUMBER: 952627 TECHNICIAN: PSF				
BLANK DUPLICATE SPIKE STANDARD	CALIB CHK ANALYTICAL CALIB CHK	BATCH BLANK 9506-01110-004D 9506-01110-004S CHECK STD	<0.60 <6.00 <6.00 17.0	<6.00	3.00	20	85.00	194	200.00	96.00
PARAMETER: Iodomethane DETECTION LIMIT: 0.04 UNITS: ug/l				DATE/TIME ANALYZED: 6/20/95 9:00 METHOD REFERENCE: SW-846 5030/8260		QC BATCH NUMBER: 952627 TECHNICIAN: PSF				
BLANK DUPLICATE SPIKE STANDARD	CALIB CHK ANALYTICAL CALIB CHK	BATCH BLANK 9506-01110-004D 9506-01110-004S CHECK STD	<0.43 <4.30 <4.30 21.7	<4.30	0.00	20	109.00	114	200.00	57.00

STANDARD LABORATORIES, INC. 2315 Glenview Drive Evansville, IN 47720 PH (812) 424-2909 FAX (812) 424-0667

NC = Not Calculable Due To Lower Than The Detection Limit

Quality Control Acceptance Criteria:

Blanks..... Analyzed Value <= Detection Limit
Reference Standards 100 +/- 10 Percent Recovery
Dulicates..... 20 Percent Relative Difference, Unless Values Are Below Detection Limits
Spikes..... 100 +/- 25 Percent Recovery

Note: Data Reported In QA Report May Be Lower Than Value On Sample Data Page Due To Dilution Of Sample Into Analytical Range

QUALITY ASSURANCE REPORT

Report Dated: 6/22/95

Page 6

JOB NUMBER: 9506-01110

CUSTOMER: Standard Laboratories, Inc. 55 ATTN: Scott Robbins

ANALYSIS				DUPLICATES		REFERENCE STANDARDS		MATRIX SPIKES		
ANALYSIS TYPE	ANALYSIS SUB-TYPE	ANALYSIS I.D.	ANALYZED VALUE (A)	DUPLICATE VALUE (B)	RPD	TRUE VALUE	PERCENT RECOVERY	ORIGINAL VALUE	SPIKE ADDED	PERCENT RECOVERY
PARAMETER:Dibromomethane DETECTION LIMIT:0.03 UNITS: ug/l				DATE/TIME ANALYZED:6/20/95 9:00 METHOD REFERENCE:SW-846 5030/8260		QC BATCH NUMBER:952627 TECHNICIAN:PSF				
BLANK	CALIB CHK	BATCH BLANK	<0.28							
DUPLICATE	ANALYTICAL	9506-01110-004D	<2.80	<2.80	0.00			222	200.00	111.00
SPIKE	ANALYTICAL	9506-01110-004S	<2.80			20	107.00			
STANDARD	CALIB CHK	CHECK STD	21.4							
PARAMETER:Bromochloromethane DETECTION LIMIT:0.06 UNITS: ug/l				DATE/TIME ANALYZED:6/20/95 9:00 METHOD REFERENCE:SW-846 5030/8260		QC BATCH NUMBER:952627 TECHNICIAN:PSF				
BLANK	CALIB CHK	BATCH BLANK	<0.59							
DUPLICATE	ANALYTICAL	9506-01110-004D	<5.90	<5.90	0.00			219	200.00	110.00
SPIKE	ANALYTICAL	9506-01110-004S	<5.90			20	107.00			
STANDARD	CALIB CHK	CHECK STD	21.3							
PARAMETER:Chloroethane DETECTION LIMIT:0.68 UNITS: ug/l				DATE/TIME ANALYZED:6/20/95 9:00 METHOD REFERENCE:SW-846 5030/8260		QC BATCH NUMBER:952627 TECHNICIAN:PSF				
BLANK	CALIB CHK	BATCH BLANK	<6.80							
DUPLICATE	ANALYTICAL	9506-01110-004D	<68.0	<68.0	77.00			184	200.00	92.00
SPIKE	ANALYTICAL	9506-01110-004S	<68.0			20	106.00			
STANDARD	CALIB CHK	CHECK STD	21.2							
PARAMETER:Vinyl Chloride DETECTION LIMIT:0.05 UNITS: ug/l				DATE/TIME ANALYZED:6/20/95 9:00 METHOD REFERENCE:SW-846 5030/8260		QC BATCH NUMBER:952627 TECHNICIAN:PSF				
BLANK	CALIB CHK	BATCH BLANK	<0.51							
DUPLICATE	ANALYTICAL	9506-01110-004D	<5.10	<5.10	33.00			194	200.00	97.00
SPIKE	ANALYTICAL	9506-01110-004S	<5.10			20	94.00			
STANDARD	CALIB CHK	CHECK STD	18.7							
PARAMETER:Acetonitrile DETECTION LIMIT:0.04 UNITS: ug/l				DATE/TIME ANALYZED:6/20/95 9:00 METHOD REFERENCE:SW-846 5030/8260		QC BATCH NUMBER:952627 TECHNICIAN:PSF				
BLANK	CALIB CHK	BATCH BLANK	<0.35							
DUPLICATE	ANALYTICAL	9506-01110-004D	<3.50	<3.50	86.00			161	200.00	80.00
SPIKE	ANALYTICAL	9506-01110-004S	<3.50			20	117.00			
STANDARD	CALIB CHK	CHECK STD	23.4							
PARAMETER:Methylene chloride DETECTION LIMIT:0.98 UNITS: ug/l				DATE/TIME ANALYZED:6/20/95 9:00 METHOD REFERENCE:SW-846 5030/8260		QC BATCH NUMBER:952627 TECHNICIAN:PSF				
BLANK	CALIB CHK	BATCH BLANK	<9.84							
DUPLICATE	ANALYTICAL	9506-01110-004D	<98.4	116	18.00			312	200.00	98.00
SPIKE	ANALYTICAL	9506-01110-004S	116			20	109.00			
STANDARD	CALIB CHK	CHECK STD	21.7							
PARAMETER:Carbon disulfide DETECTION LIMIT:0.02 UNITS: ug/l				DATE/TIME ANALYZED:6/20/95 9:00 METHOD REFERENCE:SW-846 5030/8260		QC BATCH NUMBER:952627 TECHNICIAN:PSF				
BLANK	CALIB CHK	BATCH BLANK	<0.16							
DUPLICATE	ANALYTICAL	9506-01110-004D	<1.60	<1.60	172.00			161	200.00	80.00
SPIKE	ANALYTICAL	9506-01110-004S	<1.60			20	102.00			
STANDARD	CALIB CHK	CHECK STD	20.4							

STANDARD LABORATORIES, INC. 2315 Glenview Drive Evansville, IN 47720 PH (812) 424-2909 FAX (812) 424-0667

NC = Not Calculable Due To Lower Than The Detection Limit

Quality Control Acceptance Criteria:

Blanks..... Analyzed Value <= Detection Limit
 Reference Standards 100 +/- 10 Percent Recovery
 Duplicates..... 20 Percent Relative Difference, Unless Values Are Below Detection Limits
 Spikes..... 100 +/- 25 Percent Recovery

Note: Data Reported In QA Report May Be Lower Than Value On Sample Data Page Due To Dilution Of Sample Into Analytical Range

QUALITY ASSURANCE REPORT

Report Dated: 6/22/95

Page 7

JOB NUMBER: 9506-01110

CUSTOMER: Standard Laboratories, Inc. 55 ATTN: Scott Robbins

ANALYSIS				DUPLICATES		REFERENCE STANDARDS		MATRIX SPIKES		
ANALYSIS TYPE	ANALYSIS SUB-TYPE	ANALYSIS I.D.	ANALYZED VALUE (A)	DUPLICATE VALUE (B)	RPD	TRUE VALUE	PERCENT RECOVERY	ORIGINAL VALUE	SPIKE ADDED	PERCENT RECOVERY
PARAMETER: Bromoform (Tribromomethane) DETECTION LIMIT: 0.03 UNITS: ug/l				DATE/TIME ANALYZED: 6/20/95 9:00 METHOD REFERENCE: SW-846 5030/8260		QC BATCH NUMBER: 952627 TECHNICIAN: PSF				
BLANK	CALIB CHK	BATCH BLANK	<0.26							
DUPLICATE	ANALYTICAL	9506-01110-004D	<2.60	<2.60	200.00			201	200.00	101.00
SPIKE	ANALYTICAL	9506-01110-004S	<2.60			20	106.00			
STANDARD	CALIB CHK	CHECK STD	21.1							
PARAMETER: Bromodichloromethane DETECTION LIMIT: 0.03 UNITS: ug/l				DATE/TIME ANALYZED: 6/20/95 9:00 METHOD REFERENCE: SW-846 5030/8260		QC BATCH NUMBER: 952627 TECHNICIAN: PSF				
BLANK	CALIB CHK	BATCH BLANK	<0.28							
DUPLICATE	ANALYTICAL	9506-01110-004D	<2.80	<2.80	91.00			198	200.00	99.00
SPIKE	ANALYTICAL	9506-01110-004S	<2.80			20	101.00			
STANDARD	CALIB CHK	CHECK STD	20.1							
PARAMETER: 1,1-Dichloroethane DETECTION LIMIT: 0.02 UNITS: ug/l				DATE/TIME ANALYZED: 6/20/95 9:00 METHOD REFERENCE: SW-846 5030/8260		QC BATCH NUMBER: 952627 TECHNICIAN: PSF				
BLANK	CALIB CHK	BATCH BLANK	<0.16							
DUPLICATE	ANALYTICAL	9506-01110-004D	76.2	77.5	2.00			280	200.00	101.00
SPIKE	ANALYTICAL	9506-01110-004S	77.5			20	102.00			
STANDARD	CALIB CHK	CHECK STD	20.4							
PARAMETER: 1,1-Dichloroethene DETECTION LIMIT: 0.04 UNITS: ug/l				DATE/TIME ANALYZED: 6/20/95 9:00 METHOD REFERENCE: SW-846 5030/8260		QC BATCH NUMBER: 952627 TECHNICIAN: PSF				
BLANK	CALIB CHK	BATCH BLANK	<0.43							
DUPLICATE	ANALYTICAL	9506-01110-004D	23.1	26.6	14.00			166	200.00	70.00
SPIKE	ANALYTICAL	9506-01110-004S	26.6			20	101.00			
STANDARD	CALIB CHK	CHECK STD	20.2							
PARAMETER: Trichlorofluoromethane DETECTION LIMIT: 0.03 UNITS: ug/l				DATE/TIME ANALYZED: 6/20/95 9:00 METHOD REFERENCE: SW-846 5030/8260		QC BATCH NUMBER: 952627 TECHNICIAN: PSF				
BLANK	CALIB CHK	BATCH BLANK	<0.26							
DUPLICATE	ANALYTICAL	9506-01110-004D	<2.60	<2.60	200.00			24.0	200.00	12.00
SPIKE	ANALYTICAL	9506-01110-004S	<2.60			20	88.00			
STANDARD	CALIB CHK	CHECK STD	17.5							
PARAMETER: Dichlorodifluoromethane DETECTION LIMIT: 0.07 UNITS: ug/l				DATE/TIME ANALYZED: 6/20/95 9:00 METHOD REFERENCE: SW-846 5030/8260		QC BATCH NUMBER: 952627 TECHNICIAN: PSF				
BLANK	CALIB CHK	BATCH BLANK	<0.70							
DUPLICATE	ANALYTICAL	9506-01110-004D	<7.00	<7.00	175.00			152	200.00	75.00
SPIKE	ANALYTICAL	9506-01110-004S	<7.00			20	81.00			
STANDARD	CALIB CHK	CHECK STD	16.1							
PARAMETER: Pentachloroethane DETECTION LIMIT: 0.02 UNITS: ug/l				DATE/TIME ANALYZED: 6/20/95 9:00 METHOD REFERENCE: SW-846 5030/8260		QC BATCH NUMBER: 952627 TECHNICIAN: PSF				
BLANK	CALIB CHK	BATCH BLANK	<0.15							
DUPLICATE	ANALYTICAL	9506-01110-004D	<1.50	<1.50	0.00			159	200.00	80.00
SPIKE	ANALYTICAL	9506-01110-004S	<1.50			20	89.00			
STANDARD	CALIB CHK	CHECK STD	17.7							

STANDARD LABORATORIES, INC. 2315 Glenview Drive Evansville, IN 47720 PH (812) 424-2909 FAX (812) 424-0667

NC = Not Calculable Due To Lower Than The Detection Limit

Quality Control Acceptance Criteria:

Blanks..... Analyzed Value <= Detection Limit
 Reference Standards 100 +/- 10 Percent Recovery
 Duplicates..... 20 Percent Relative Difference, Unless Values Are Below Detection Limits
 Spikes..... 100 +/- 25 Percent Recovery

Note: Data Reported In QA Report May Be Lower Than Value On Sample Data Page Due To Dilution Of Sample Into Analytical Range

QUALITY ASSURANCE REPORT

Report Dated: 6/22/95

Page 8

JOB NUMBER: 9506-01110

CUSTOMER: Standard Laboratories, Inc. 55 ATTN: Scott Robbins

ANALYSIS				DUPLICATES		REFERENCE STANDARDS		MATRIX SPIKES		
ANALYSIS TYPE	ANALYSIS SUB-TYPE	ANALYSIS I.D.	ANALYZED VALUE (A)	DUPLICATE VALUE (B)	RPD	TRUE VALUE	PERCENT RECOVERY	ORIGINAL VALUE	SPIKE ADDED	PERCENT RECOVERY
PARAMETER: Isobutyl alcohol DETECTION LIMIT: 0.01 UNITS: ug/l			DATE/TIME ANALYZED: 6/20/95 9:00 METHOD REFERENCE: SW-846 5030/8260			QC BATCH NUMBER: 952627 TECHNICIAN: PSF				
BLANK	CALIB CHK	BATCH BLANK	1.95	15.5	55.00			268	200.00	126.00
DUPLICATE	ANALYTICAL	9506-01110-004D	27.2							
SPIKE	ANALYTICAL	9506-01110-004S	15.5			20	118.00			
STANDARD	CALIB CHK	CHECK STD	23.6							
PARAMETER: 1,2-Dichloropropane DETECTION LIMIT: 0.04 UNITS: ug/l			DATE/TIME ANALYZED: 6/20/95 9:00 METHOD REFERENCE: SW-846 5030/8260			QC BATCH NUMBER: 952627 TECHNICIAN: PSF				
BLANK	CALIB CHK	BATCH BLANK	<0.35	<3.50	94.00			224	200.00	112.00
DUPLICATE	ANALYTICAL	9506-01110-004D	<3.50							
SPIKE	ANALYTICAL	9506-01110-004S	<3.50			20	109.00			
STANDARD	CALIB CHK	CHECK STD	21.8							
PARAMETER: 2-Butanone (MEK) DETECTION LIMIT: 0.32 UNITS: ug/l			DATE/TIME ANALYZED: 6/20/95 9:00 METHOD REFERENCE: SW-846 5030/8260			QC BATCH NUMBER: 952627 TECHNICIAN: PSF				
BLANK	CALIB CHK	BATCH BLANK	<3.23	72.8	55.00			350	200.00	139.00
DUPLICATE	ANALYTICAL	9506-01110-004D	41.4							
SPIKE	ANALYTICAL	9506-01110-004S	72.8			20	131.00			
STANDARD	CALIB CHK	CHECK STD	26.2							
PARAMETER: 1,1,2-Trichloroethane DETECTION LIMIT: 0.02 UNITS: ug/l			DATE/TIME ANALYZED: 6/20/95 9:00 METHOD REFERENCE: SW-846 5030/8260			QC BATCH NUMBER: 952627 TECHNICIAN: PSF				
BLANK	CALIB CHK	BATCH BLANK	<0.22	15.8	1.00			238	200.00	111.00
DUPLICATE	ANALYTICAL	9506-01110-004D	16.0							
SPIKE	ANALYTICAL	9506-01110-004S	15.8			20	107.00			
STANDARD	CALIB CHK	CHECK STD	21.3							
PARAMETER: Trichloroethane DETECTION LIMIT: 0.04 UNITS: ug/l			DATE/TIME ANALYZED: 6/20/95 9:00 METHOD REFERENCE: SW-846 5030/8260			QC BATCH NUMBER: 952627 TECHNICIAN: PSF				
BLANK	CALIB CHK	BATCH BLANK	<0.38	52.1	2.00			284	200.00	116.00
DUPLICATE	ANALYTICAL	9506-01110-004D	51.1							
SPIKE	ANALYTICAL	9506-01110-004S	52.1			20	120.00			
STANDARD	CALIB CHK	CHECK STD	24.0							
PARAMETER: 1,1,2,2-Tetrachloroethane DETECTION LIMIT: 0.03 UNITS: ug/l			DATE/TIME ANALYZED: 6/20/95 9:00 METHOD REFERENCE: SW-846 5030/8260			QC BATCH NUMBER: 952627 TECHNICIAN: PSF				
BLANK	CALIB CHK	BATCH BLANK	<0.28	<2.80	29.00			214	200.00	107.00
DUPLICATE	ANALYTICAL	9506-01110-004D	<2.80							
SPIKE	ANALYTICAL	9506-01110-004S	<2.80			20	109.00			
STANDARD	CALIB CHK	CHECK STD	21.8							
PARAMETER: Methyl methacrylate DETECTION LIMIT: 0.04 UNITS: ug/l			DATE/TIME ANALYZED: 6/20/95 9:00 METHOD REFERENCE: SW-846 5030/8260			QC BATCH NUMBER: 952627 TECHNICIAN: PSF				
BLANK	CALIB CHK	BATCH BLANK	<0.40	<4.00	10.00			256	200.00	127.00
DUPLICATE	ANALYTICAL	9506-01110-004D	<4.00							
SPIKE	ANALYTICAL	9506-01110-004S	<4.00			20	121.00			
STANDARD	CALIB CHK	CHECK STD	24.2							

STANDARD LABORATORIES, INC. 2315 Glenview Drive Evansville, IN 47720 PH (812) 424-2909 FAX (812) 424-0667

NC = Not Calculable Due To Lower Than The Detection Limit

Quality Control Acceptance Criteria:

Blanks.....	Analyzed Value <= Detection Limit
Reference Standards	100 +/- 10 Percent Recovery
Duplicates.....	20 Percent Relative Difference, Unless Values Are Below Detection Limits
Spikes.....	100 +/- 25 Percent Recovery

Note: Data Reported In QA Report May Be Lower Than Value On Sample Data Page Due To Dilution Of Sample Into Analytical Range

QUALITY ASSURANCE REPORT

Report Dated: 6/22/95

Page 9

JOB NUMBER: 9506-01110

CUSTOMER: Standard Laboratories, Inc. 55 ATTN: Scott Robbins

ANALYSIS				DUPLICATES			REFERENCE STANDARDS		MATRIX SPIKES		
ANALYSIS TYPE	ANALYSIS SUB-TYPE	ANALYSIS I.D.	ANALYZED VALUE (A)	DUPLICATE VALUE (B)	RPD	TRUE VALUE	PERCENT RECOVERY	ORIGINAL VALUE	SPIKE ADDED	PERCENT RECOVERY	
PARAMETER:Hexachlorobutadiene DETECTION LIMIT:0.11 UNITS: ug/l				DATE/TIME ANALYZED:6/20/95 9:00 METHOD REFERENCE:SW-846 5030/8260			QC BATCH NUMBER:952627 TECHNICIAN:PSF				
BLANK	CALIB CHK	BATCH BLANK	<1.06								
DUPLICATE	ANALYTICAL	9506-01110-004D	<10.6	<10.6	11.00			200	200.00	100.00	
SPIKE	ANALYTICAL	9506-01110-004S	<10.6								
STANDARD	CALIB CHK	CHECK STD	19.5			20	98.00				
PARAMETER:Naphthalene DETECTION LIMIT:0.07 UNITS: ug/l				DATE/TIME ANALYZED:6/20/95 9:00 METHOD REFERENCE:SW-846 5030/8260			QC BATCH NUMBER:952627 TECHNICIAN:PSF				
BLANK	CALIB CHK	BATCH BLANK	<0.68								
DUPLICATE	ANALYTICAL	9506-01110-004D	<6.80	<6.80	1.00			210	200.00	104.00	
SPIKE	ANALYTICAL	9506-01110-004S	<6.80								
STANDARD	CALIB CHK	CHECK STD	21.6			20	108.00				
PARAMETER:o-Xylene DETECTION LIMIT:0.04 UNITS: ug/l				DATE/TIME ANALYZED:6/20/95 9:00 METHOD REFERENCE:SW-846 5030/8260			QC BATCH NUMBER:952627 TECHNICIAN:PSF				
BLANK	CALIB CHK	BATCH BLANK	<0.40								
DUPLICATE	ANALYTICAL	9506-01110-004D	22.7	23.0	1.00			327	250.00	122.00	
SPIKE	ANALYTICAL	9506-01110-004S	23.0								
STANDARD	CALIB CHK	CHECK STD	29.7			25	119.00				
PARAMETER:1,2-Dichlorobenzene DETECTION LIMIT:0.02 UNITS: ug/l				DATE/TIME ANALYZED:6/20/95 9:00 METHOD REFERENCE:SW-846 5030/8260			QC BATCH NUMBER:952627 TECHNICIAN:PSF				
BLANK	CALIB CHK	BATCH BLANK	<0.17								
DUPLICATE	ANALYTICAL	9506-01110-004D	<1.70	<1.70	23.00			213	200.00	106.00	
SPIKE	ANALYTICAL	9506-01110-004S	<1.70								
STANDARD	CALIB CHK	CHECK STD	21.2			20	106.00				
PARAMETER:1,2-Dibromo-3-chloropropane DETECTION LIMIT:0.26 UNITS: ug/l				DATE/TIME ANALYZED:6/20/95 9:00 METHOD REFERENCE:SW-846 5030/8260			QC BATCH NUMBER:952627 TECHNICIAN:PSF				
BLANK	CALIB CHK	BATCH BLANK	<2.57								
DUPLICATE	ANALYTICAL	9506-01110-004D	<25.7	<25.7	11.00			190	200.00	95.00	
SPIKE	ANALYTICAL	9506-01110-004S	<25.7								
STANDARD	CALIB CHK	CHECK STD	20.0			20	100.00				
PARAMETER:1,2,3-Trichloropropane DETECTION LIMIT:0.19 UNITS: ug/l				DATE/TIME ANALYZED:6/20/95 9:00 METHOD REFERENCE:SW-846 5030/8260			QC BATCH NUMBER:952627 TECHNICIAN:PSF				
BLANK	CALIB CHK	BATCH BLANK	<1.88								
DUPLICATE	ANALYTICAL	9506-01110-004D	<18.8	<18.8	90.00			217	200.00	108.00	
SPIKE	ANALYTICAL	9506-01110-004S	<18.8								
STANDARD	CALIB CHK	CHECK STD	22.3			20	112.00				
PARAMETER:Ethyl Methacrylate DETECTION LIMIT:0.02 UNITS: ug/l				DATE/TIME ANALYZED:6/20/95 9:00 METHOD REFERENCE:SW-846 5030/8260			QC BATCH NUMBER:952627 TECHNICIAN:PSF				
BLANK	CALIB CHK	BATCH BLANK	<0.18								
DUPLICATE	ANALYTICAL	9506-01110-004D	<1.80	<1.80	102.00			230	200.00	115.00	
SPIKE	ANALYTICAL	9506-01110-004S	<1.80								
STANDARD	CALIB CHK	CHECK STD	22.4			20	112.00				

STANDARD LABORATORIES, INC. 2315 Glenview Drive Evansville, IN 47720 PH (812) 424-2909 FAX (812) 424-0667

NC = Not Calculable Due To Lower Than The Detection Limit

Quality Control Acceptance Criteria:

Blanks Analyzed Value <= Detection Limit

Reference Standards 100 +/- 10 Percent Recovery

Duplicates 20 Percent Relative Difference, Unless Values Are Below Detection Limits

Spikes 100 +/- 25 Percent

Note: Data Reported In QA Report May Be Lower Than Value On Sample Data Page Due To Dilution Of Sample Into Analytical Range

IIT Research Institute

B-37

QUALITY ASSURANCE REPORT

Report Dated: 6/22/95

Page 10

JOB NUMBER: 9506-01110

CUSTOMER: Standard Laboratories, Inc. 55 ATTN: Scott Robbins

ANALYSIS			DUPLICATES			REFERENCE STANDARDS		MATRIX SPIKES		
ANALYSIS TYPE	ANALYSIS SUB-TYPE	ANALYSIS I.D.	ANALYZED VALUE (A)	DUPLICATE VALUE (B)	RPD	TRUE VALUE	PERCENT RECOVERY	ORIGINAL VALUE	SPIKE ADDED	PERCENT RECOVERY
PARAMETER:m+p-Xylene DETECTION LIMIT:0.06 UNITS: ug/l			DATE/TIME ANALYZED:6/20/95 9:00 METHOD REFERENCE:SW-846 5030/8260			QC BATCH NUMBER:952627 TECHNICIAN:PSF				
BLANK	CALIB CHK	BATCH BLANK	<0.58							
DUPPLICATE	ANALYTICAL	9506-01110-004D	57.6	59.2	3.00					
SPIKE	ANALYTICAL	9506-01110-004S	59.2					509	370.00	122.00
STANDARD	CALIB CHK	CHECK STD	44.7			37	121.00			
PARAMETER:Bromofluorobenzene DETECTION LIMIT: UNITS:			DATE/TIME ANALYZED:6/20/95 9:00 METHOD REFERENCE:			QC BATCH NUMBER:952627 TECHNICIAN:PSF				
SURROGATE	ANALYTICAL	BATCH BLANK					98.00			
SURROGATE	ANALYTICAL	CHECK STD					98.00			
SURROGATE	ANALYTICAL	9506-01110-001					99.00			
SURROGATE	ANALYTICAL	9506-01110-002					99.00			
SURROGATE	ANALYTICAL	9506-01110-003					98.00			
SURROGATE	ANALYTICAL	9506-01110-004					99.00			
SURROGATE	ANALYTICAL	9506-01110-004D					98.00			
SURROGATE	ANALYTICAL	9506-01110-004S					100.00			
PARAMETER:1,2-Dichloroethane-d4 DETECTION LIMIT: UNITS:			DATE/TIME ANALYZED:6/20/95 9:00 METHOD REFERENCE:			QC BATCH NUMBER:952627 TECHNICIAN:PSF				
SURROGATE	ANALYTICAL	BATCH BLANK					107.00			
SURROGATE	ANALYTICAL	CHECK STD					110.00			
SURROGATE	ANALYTICAL	9506-01110-001					110.00			
SURROGATE	ANALYTICAL	9506-01110-002					111.00			
SURROGATE	ANALYTICAL	9506-01110-003					112.00			
SURROGATE	ANALYTICAL	9506-01110-004					112.00			
SURROGATE	ANALYTICAL	9506-01110-004D					110.00			
SURROGATE	ANALYTICAL	9506-01110-004S					114.00			
PARAMETER:Toluene-d8 DETECTION LIMIT: UNITS:			DATE/TIME ANALYZED:6/20/95 9:00 METHOD REFERENCE:			QC BATCH NUMBER:952627 TECHNICIAN:PSF				
SURROGATE	ANALYTICAL	BATCH BLANK					98.00			
SURROGATE	ANALYTICAL	CHECK STD					98.00			
SURROGATE	ANALYTICAL	9506-01110-001					98.00			
SURROGATE	ANALYTICAL	9506-01110-002					99.00			
SURROGATE	ANALYTICAL	9506-01110-003					99.00			
SURROGATE	ANALYTICAL	9506-01110-004					99.00			
SURROGATE	ANALYTICAL	9506-01110-004D					98.00			
SURROGATE	ANALYTICAL	9506-01110-004S					98.00			

STANDARD LABORATORIES, INC. 2315 Glenview Drive Evansville, IN 47720 PH (812) 424-2909 FAX (812) 424-0667

NC = Not Calculable Due To Lower Than The Detection Limit

Quality Control Acceptance Criteria:

Blanks..... Analyzed Value <= Detection Limit
 Reference Standards 100 +/- 10 Percent Recovery
 Duplicates..... 20 Percent Relative Difference, Unless Values Are Below Detection Limits
 Spikes..... 100 +/- 25 Percent Recovery

Note: Data Reported In QA Report May Be Lower Than Value On Sample Data Page Due To Dilution Of Sample Into Analytical Range



STANDARD LABORATORIES, INC.

2315 Glenview Drive, Evansville, Indiana 47720 (812) 424-2909

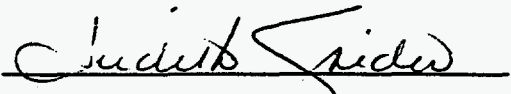
A N A L Y T I C A L R E P O R T

JOB NUMBER: 9506-01130
REPORT DATED: 6/29/95

FOR
Standard Laboratories, Inc. 55
Route 3 Box 540
Jacksboro, TN 37757

ATTN: Scott Robbins

RESPECTFULLY SUBMITTED,


JUDITH SNIDER, LAB MANAGER

IIT Research Institute
B-39

LABORATORY TESTS RESULTS

Report Dated: 6/29/95

Page 2

JOB NUMBER: 9506-01130

CUSTOMER: Standard Laboratories, Inc. 55 ATTN: Scott Robbins

LABORATORY I.D.: 9506-01130 -1
 DATE SAMPLED: 6/20/95
 TIME SAMPLED: 9:17
 DATE RECEIVED: 6/23/95
 TIME RECEIVED: 10:00

SAMPLE I.D.: 57315
 Main Pipeline S106200917

TEST DESCRIPTION	FINAL RESULT	DETECTION LIMIT	UNIT OF MEASURE	TEST METHOD	DATE	TECHNICIAN
Volatile Organic Compounds				SW-846 5030/8260	6/23/95	PSF
Acetone	2730	116	ug/l	SW-846 5030/8260	6/23/95	PSF
Acetonitrile	<3.50	3.50	ug/l	SW-846 5030/8260	6/23/95	PSF
Acrolein	<36.5	36.5	ug/l	SW-846 5030/8260	6/23/95	PSF
Acrylonitrile	<10.8	10.8	ug/l	SW-846 5030/8260	6/23/95	PSF
Allyl chloride	<9.40	9.40	ug/l	SW-846 5030/8260	6/23/95	PSF
Benzene	27.3	1.60	ug/l	SW-846 5030/8260	6/23/95	PSF
Bromochloromethane	<5.90	5.90	ug/l	SW-846 5030/8260	6/23/95	PSF
Bromodichloromethane	<2.80	2.80	ug/l	SW-846 5030/8260	6/23/95	PSF
Bromoform (Tribromomethane)	<2.60	2.60	ug/l	SW-846 5030/8260	6/23/95	PSF
Bromomethane	<24.9	24.9	ug/l	SW-846 5030/8260	6/23/95	PSF
2-Butanone (MEK)	289	32.3	ug/l	SW-846 5030/8260	6/23/95	PSF
Carbon disulfide	<1.60	1.60	ug/l	SW-846 5030/8260	6/23/95	PSF
Carbon tetrachloride	<5.00	5.00	ug/l	SW-846 5030/8260	6/23/95	PSF
Chlorobenzene	1.79	1.30	ug/l	SW-846 5030/8260	6/23/95	PSF
2-Chloro-1,3-Butadiene	<3.00	3.00	ug/l	SW-846 5030/8260	6/23/95	PSF
Chlorodibromomethane	<1.80	1.80	ug/l	SW-846 5030/8260	6/23/95	PSF
Chloroethane	<68.0	68.0	ug/l	SW-846 5030/8260	6/23/95	PSF
2-Chloroethylvinyl ether	<5.30	5.30	ug/l	SW-846 5030/8260	6/23/95	PSF
Chloroform	7.96	7.40	ug/l	SW-846 5030/8260	6/23/95	PSF
Chloromethane	<6.00	6.00	ug/l	SW-846 5030/8260	6/23/95	PSF
1,2-Dibromo-3-chloropropane	<25.7	25.7	ug/l	SW-846 5030/8260	6/23/95	PSF
1,2-Dibromoethane (EDB)	<1.80	1.80	ug/l	SW-846 5030/8260	6/23/95	PSF
Dibromomethane	<2.80	2.80	ug/l	SW-846 5030/8260	6/23/95	PSF
1,2-Dichlorobenzene	1.73	1.70	ug/l	SW-846 5030/8260	6/23/95	PSF
1,3-Dichlorobenzene	<4.30	4.30	ug/l	SW-846 5030/8260	6/23/95	PSF
1,4-Dichlorobenzene	<3.40	3.40	ug/l	SW-846 5030/8260	6/23/95	PSF
cis-1,4-Dichloro-2-butene	<8.00	8.00	ug/l	SW-846 5030/8260	6/23/95	PSF
trans-1,4-Dichloro-2-butene	<6.60	6.60	ug/l	SW-846 5030/8260	6/23/95	PSF
Dichlorodifluoromethane	<7.00	7.00	ug/l	SW-846 5030/8260	6/23/95	PSF
1,1-Dichloroethane	170	1.60	ug/l	SW-846 5030/8260	6/23/95	PSF
1,2-Dichloroethane	25.1	3.80	ug/l	SW-846 5030/8260	6/23/95	PSF
1,1-Dichloroethene	89.0	4.30	ug/l	SW-846 5030/8260	6/23/95	PSF
trans-1,2-Dichloroethene	4.06	3.90	ug/l	SW-846 5030/8260	6/23/95	PSF

STANDARD LABORATORIES, INC. 2315 Glenview Drive Evansville, IN 47720 PH (812) 424-2909 FAX (812) 424-0667

LABORATORY TESTS RESULTS

Report Dated: 6/29/95

Page 3

JOB NUMBER: 9506-01130

CUSTOMER: Standard Laboratories, Inc. 55 ATTN: Scott Robbins

LABORATORY I.D.: 9506-01130 -1
 DATE SAMPLED.....: 6/20/95
 TIME SAMPLED.....: 9:17
 DATE RECEIVED.....: 6/23/95
 TIME RECEIVED.....: 10:00

SAMPLE I.D.: 57315
 Main Pipeline S106200917

TEST DESCRIPTION	FINAL RESULT	DETECTION LIMIT	UNIT OF MEASURE	TEST METHOD	DATE	TECHNICIAN
1,2-Dichloropropane	<3.50	3.50	ug/l	SW-846 5030/8260	6/23/95	PSF
cis-1,3-Dichloropropene	<3.90	3.90	ug/l	SW-846 5030/8260	6/23/95	PSF
trans-1,3-Dichloropropene	<4.30	4.30	ug/l	SW-846 5030/8260	6/23/95	PSF
Ethylbenzene	150	3.60	ug/l	SW-846 5030/8260	6/23/95	PSF
Ethyl Methacrylate	<1.80	1.80	ug/l	SW-846 5030/8260	6/23/95	PSF
Hexachlorobutadiene	<10.6	10.6	ug/l	SW-846 5030/8260	6/23/95	PSF
Hexachloroethane	<2.40	2.40	ug/l	SW-846 5030/8260	6/23/95	PSF
2-Hexanone	<10.9	10.9	ug/l	SW-846 5030/8260	6/23/95	PSF
Iodomethane	<4.30	4.30	ug/l	SW-846 5030/8260	6/23/95	PSF
Isobutyl alcohol	1.56	1.00	ug/l	SW-846 5030/8260	6/23/95	PSF
Methylene chloride	2280	98.4	ug/l	SW-846 5030/8260	6/23/95	PSF
Methyl methacrylate	<4.00	4.00	ug/l	SW-846 5030/8260	6/23/95	PSF
4-Methyl-2-pentanone	19.9	10.0	ug/l	SW-846 5030/8260	6/23/95	PSF
Naphthalene	21.9	6.80	ug/l	SW-846 5030/8260	6/23/95	PSF
Pentachloroethane	<1.50	1.50	ug/l	SW-846 5030/8260	6/23/95	PSF
Propionitrile	<6.80	6.80	ug/l	SW-846 5030/8260	6/23/95	PSF
Styrene	6.36	1.30	ug/l	SW-846 5030/8260	6/23/95	PSF
1,1,1,2-Tetrachloroethane	<3.80	3.80	ug/l	SW-846 5030/8260	6/23/95	PSF
1,1,2,2-Tetrachloroethane	4.04	2.80	ug/l	SW-846 5030/8260	6/23/95	PSF
Tetrachloroethene	130	5.20	ug/l	SW-846 5030/8260	6/23/95	PSF
Toluene	612	3.10	ug/l	SW-846 5030/8260	6/23/95	PSF
1,2,4-Trichlorobenzene	<7.90	7.90	ug/l	SW-846 5030/8260	6/23/95	PSF
1,1,1-Trichloroethane	855	3.60	ug/l	SW-846 5030/8260	6/23/95	PSF
1,1,2-Trichloroethane	75.9	2.20	ug/l	SW-846 5030/8260	6/23/95	PSF
Trichloroethene	372	3.80	ug/l	SW-846 5030/8260	6/23/95	PSF
Trichlorofluoromethane	<2.60	2.60	ug/l	SW-846 5030/8260	6/23/95	PSF
1,2,3-Trichloropropane	<18.8	18.8	ug/l	SW-846 5030/8260	6/23/95	PSF
Vinyl acetate	<1.50	1.50	ug/l	SW-846 5030/8260	6/23/95	PSF
Vinyl Chloride	<5.10	5.10	ug/l	SW-846 5030/8260	6/23/95	PSF
o-Xylene	169	4.00	ug/l	SW-846 5030/8260	6/23/95	PSF
m+p-Xylene	445	5.80	ug/l	SW-846 5030/8260	6/23/95	PSF

STANDARD LABORATORIES, INC. 2315 Glenview Drive Evansville, IN 47720 PH (812) 424-2909 FAX (812) 424-0667

LABORATORY TESTS RESULTS

Report Dated: 6/29/95

Page 4

JOB NUMBER: 9506-01130

CUSTOMER: Standard Laboratories, Inc. 55 ATTN: Scott Robbins

LABORATORY I.D.: 9506-01130 -2
 DATE SAMPLED: 6/20/95
 TIME SAMPLED: 9:17
 DATE RECEIVED: 6/23/95
 TIME RECEIVED: 10:00

SAMPLE I.D.: 57316
 S106210826

TEST DESCRIPTION	FINAL RESULT	DETECTION LIMIT	UNIT OF MEASURE	TEST METHOD	DATE	TECHNICIAN
Volatile Organic Compounds				SW-846 5030/8260	6/23/95	PSF
Acetone	1760	116	ug/l	SW-846 5030/8260	6/23/95	PSF
Acetonitrile	<3.50	3.50	ug/l	SW-846 5030/8260	6/23/95	PSF
Acrolein	<36.5	36.5	ug/l	SW-846 5030/8260	6/23/95	PSF
Acrylonitrile	<10.8	10.8	ug/l	SW-846 5030/8260	6/23/95	PSF
Allyl chloride	<9.40	9.40	ug/l	SW-846 5030/8260	6/23/95	PSF
Benzene	17.6	1.60	ug/l	SW-846 5030/8260	6/23/95	PSF
Bromochloromethane	<5.90	5.90	ug/l	SW-846 5030/8260	6/23/95	PSF
Bromodichloromethane	<2.80	2.80	ug/l	SW-846 5030/8260	6/23/95	PSF
Bromoform (Tribromomethane)	<2.60	2.60	ug/l	SW-846 5030/8260	6/23/95	PSF
Bromomethane	<24.9	24.9	ug/l	SW-846 5030/8260	6/23/95	PSF
2-Butanone (MEK)	335	32.3	ug/l	SW-846 5030/8260	6/23/95	PSF
Carbon disulfide	1.78	1.60	ug/l	SW-846 5030/8260	6/23/95	PSF
Carbon tetrachloride	<5.00	5.00	ug/l	SW-846 5030/8260	6/23/95	PSF
Chlorobenzene	2.07	1.30	ug/l	SW-846 5030/8260	6/23/95	PSF
2-Chloro-1,3-Butadiene	<3.00	3.00	ug/l	SW-846 5030/8260	6/23/95	PSF
Chlorodibromomethane	<1.80	1.80	ug/l	SW-846 5030/8260	6/23/95	PSF
Chloroethane	<68.0	68.0	ug/l	SW-846 5030/8260	6/23/95	PSF
2-Chloroethylvinyl ether	<5.30	5.30	ug/l	SW-846 5030/8260	6/23/95	PSF
Chloroform	<7.40	7.40	ug/l	SW-846 5030/8260	6/23/95	PSF
Chloromethane	<6.00	6.00	ug/l	SW-846 5030/8260	6/23/95	PSF
1,2-Dibromo-3-chloropropane	<25.7	25.7	ug/l	SW-846 5030/8260	6/23/95	PSF
1,2-Dibromoethane (EDB)	<1.80	1.80	ug/l	SW-846 5030/8260	6/23/95	PSF
Dibromomethane	<2.80	2.80	ug/l	SW-846 5030/8260	6/23/95	PSF
1,2-Dichlorobenzene	1.86	1.70	ug/l	SW-846 5030/8260	6/23/95	PSF
1,3-Dichlorobenzene	<4.30	4.30	ug/l	SW-846 5030/8260	6/23/95	PSF
1,4-Dichlorobenzene	3.58	3.40	ug/l	SW-846 5030/8260	6/23/95	PSF
cis-1,4-Dichloro-2-butene	<8.00	8.00	ug/l	SW-846 5030/8260	6/23/95	PSF
trans-1,4-Dichloro-2-butene	<6.60	6.60	ug/l	SW-846 5030/8260	6/23/95	PSF
Dichlorodifluoromethane	<7.00	7.00	ug/l	SW-846 5030/8260	6/23/95	PSF
1,1-Dichloroethane	146	1.60	ug/l	SW-846 5030/8260	6/23/95	PSF
1,2-Dichloroethane	13.0	3.80	ug/l	SW-846 5030/8260	6/23/95	PSF
1,1-Dichloroethene	141	4.30	ug/l	SW-846 5030/8260	6/23/95	PSF
trans-1,2-Dichloroethane	<3.90	3.90	ug/l	SW-846 5030/8260	6/23/95	PSF

STANDARD LABORATORIES, INC. 2315 Glenview Drive Evansville, IN 47720 PH (812) 424-2909 FAX (812) 424-0667

LABORATORY TESTS RESULTS

Report Dated: 6/29/95

Page 5

JOB NUMBER: 9506-01130

CUSTOMER: Standard Laboratories, Inc. 55 ATTN: Scott Robbins

LABORATORY I.D.: 9506-01130 -2
 DATE SAMPLED: 6/20/95
 TIME SAMPLED: 9:17
 DATE RECEIVED: 6/23/95
 TIME RECEIVED: 10:00

SAMPLE I.D.: 57316
 S106210826

TEST DESCRIPTION	FINAL RESULT	DETECTION LIMIT	UNIT OF MEASURE	TEST METHOD	DATE	TECHNICIAN
1,2-Dichloropropane	<3.50	3.50	ug/l	SW-846 5030/8260	6/23/95	PSF
cis-1,3-Dichloropropene	<3.90	3.90	ug/l	SW-846 5030/8260	6/23/95	PSF
trans-1,3-Dichloropropene	<4.30	4.30	ug/l	SW-846 5030/8260	6/23/95	PSF
Ethylbenzene	95.6	3.60	ug/l	SW-846 5030/8260	6/23/95	PSF
Ethyl Methacrylate	<1.80	1.80	ug/l	SW-846 5030/8260	6/23/95	PSF
Hexachlorobutadiene	<10.6	10.6	ug/l	SW-846 5030/8260	6/23/95	PSF
Hexachloroethane	<2.40	2.40	ug/l	SW-846 5030/8260	6/23/95	PSF
2-Hexanone	<10.9	10.9	ug/l	SW-846 5030/8260	6/23/95	PSF
Iodomethane	<4.30	4.30	ug/l	SW-846 5030/8260	6/23/95	PSF
Isobutyl alcohol	2.81	1.00	ug/l	SW-846 5030/8260	6/23/95	PSF
Methylene chloride	1660	98.4	ug/l	SW-846 5030/8260	6/23/95	PSF
Methyl methacrylate	<4.00	4.00	ug/l	SW-846 5030/8260	6/23/95	PSF
4-Methyl-2-pentanone	13.1	10.0	ug/l	SW-846 5030/8260	6/23/95	PSF
Naphthalene	13.5	6.80	ug/l	SW-846 5030/8260	6/23/95	PSF
Pentachloroethane	<1.50	1.50	ug/l	SW-846 5030/8260	6/23/95	PSF
Propionitrile	<6.80	6.80	ug/l	SW-846 5030/8260	6/23/95	PSF
Styrene	5.17	1.30	ug/l	SW-846 5030/8260	6/23/95	PSF
1,1,1,2-Tetrachloroethane	<3.80	3.80	ug/l	SW-846 5030/8260	6/23/95	PSF
1,1,2,2-Tetrachloroethane	3.07	2.80	ug/l	SW-846 5030/8260	6/23/95	PSF
Tetrachloroethane	89.7	5.20	ug/l	SW-846 5030/8260	6/23/95	PSF
Toluene	428	3.10	ug/l	SW-846 5030/8260	6/23/95	PSF
1,2,4-Trichlorobenzene	<7.90	7.90	ug/l	SW-846 5030/8260	6/23/95	PSF
1,1,1-Trichloroethane	1140	3.60	ug/l	SW-846 5030/8260	6/23/95	PSF
1,1,2-Trichloroethane	69.8	2.20	ug/l	SW-846 5030/8260	6/23/95	PSF
Trichloroethene	320	3.80	ug/l	SW-846 5030/8260	6/23/95	PSF
Trichlorofluoromethane	<2.60	2.60	ug/l	SW-846 5030/8260	6/23/95	PSF
1,2,3-Trichloropropane	<18.8	18.8	ug/l	SW-846 5030/8260	6/23/95	PSF
Vinyl acetate	<1.50	1.50	ug/l	SW-846 5030/8260	6/23/95	PSF
Vinyl Chloride	<5.10	5.10	ug/l	SW-846 5030/8260	6/23/95	PSF
o-Xylene	120	4.00	ug/l	SW-846 5030/8260	6/23/95	PSF
m+p-Xylene	290	5.80	ug/l	SW-846 5030/8260	6/23/95	PSF

STANDARD LABORATORIES, INC. 2315 Glenview Drive Evansville, IN 47720 PH (812) 424-2909 FAX (812) 424-0667

LABORATORY TESTS RESULTS

Report Dated: 6/29/95

Page 6

JOB NUMBER: 9506-01130

CUSTOMER: Standard Laboratories, Inc. 55 ATTN: Scott Robbins

LABORATORY I.D.: 9506-01130 -3
 DATE SAMPLED: 6/20/95
 TIME SAMPLED: 9:17
 DATE RECEIVED: 6/23/95
 TIME RECEIVED: 10:00

SAMPLE I.D.: 57317
 S1062838

30

TEST DESCRIPTION	FINAL RESULT	DETECTION LIMIT	UNIT OF MEASURE	TEST METHOD	DATE	TECHNICIAN
Volatile Organic Compounds				SW-846 5030/8260	6/23/95	PSF
Acetone	1010	116	ug/l	SW-846 5030/8260	6/23/95	PSF
Acetonitrile	<3.50	3.50	ug/l	SW-846 5030/8260	6/23/95	PSF
Acrolein	<36.5	36.5	ug/l	SW-846 5030/8260	6/23/95	PSF
Acrylonitrile	<10.8	10.8	ug/l	SW-846 5030/8260	6/23/95	PSF
Allyl chloride	<9.40	9.40	ug/l	SW-846 5030/8260	6/23/95	PSF
Benzene	6.00	1.60	ug/l	SW-846 5030/8260	6/23/95	PSF
Bromochloromethane	<5.90	5.90	ug/l	SW-846 5030/8260	6/23/95	PSF
Bromodichloromethane	<2.80	2.80	ug/l	SW-846 5030/8260	6/23/95	PSF
Bromoform (Tribromomethane)	<2.60	2.60	ug/l	SW-846 5030/8260	6/23/95	PSF
Bromomethane	<24.9	24.9	ug/l	SW-846 5030/8260	6/23/95	PSF
2-Butanone (MEK)	150	32.3	ug/l	SW-846 5030/8260	6/23/95	PSF
Carbon disulfide	<1.60	1.60	ug/l	SW-846 5030/8260	6/23/95	PSF
Carbon tetrachloride	<5.00	5.00	ug/l	SW-846 5030/8260	6/23/95	PSF
Chlorobenzene	<1.30	1.30	ug/l	SW-846 5030/8260	6/23/95	PSF
2-Chloro-1,3-Butadiene	<3.00	3.00	ug/l	SW-846 5030/8260	6/23/95	PSF
Chlorodibromomethane	<1.80	1.80	ug/l	SW-846 5030/8260	6/23/95	PSF
Chloroethane	<68.0	68.0	ug/l	SW-846 5030/8260	6/23/95	PSF
2-Chloroethylvinyl ether	<5.30	5.30	ug/l	SW-846 5030/8260	6/23/95	PSF
Chloroform	<7.40	7.40	ug/l	SW-846 5030/8260	6/23/95	PSF
*Chloromethane	<6.00	6.00	ug/l	SW-846 5030/8260	6/23/95	PSF
1,2-Dibromo-3-chloropropane	<25.7	25.7	ug/l	SW-846 5030/8260	6/23/95	PSF
1,2-Dibromoethane (EDB)	<1.80	1.80	ug/l	SW-846 5030/8260	6/23/95	PSF
Dibromomethane	<2.80	2.80	ug/l	SW-846 5030/8260	6/23/95	PSF
1,2-Dichlorobenzene	<1.70	1.70	ug/l	SW-846 5030/8260	6/23/95	PSF
1,3-Dichlorobenzene	<4.30	4.30	ug/l	SW-846 5030/8260	6/23/95	PSF
1,4-Dichlorobenzene	<3.40	3.40	ug/l	SW-846 5030/8260	6/23/95	PSF
cis-1,4-Dichloro-2-butene	<8.00	8.00	ug/l	SW-846 5030/8260	6/23/95	PSF
trans-1,4-Dichloro-2-butene	<6.60	6.60	ug/l	SW-846 5030/8260	6/23/95	PSF
Dichlorodifluoromethane	<7.00	7.00	ug/l	SW-846 5030/8260	6/23/95	PSF
1,1-Dichloroethane	78.2	1.60	ug/l	SW-846 5030/8260	6/23/95	PSF
1,2-Dichloroethane	4.93	3.80	ug/l	SW-846 5030/8260	6/23/95	PSF
1,1-Dichloroethene	44.9	4.30	ug/l	SW-846 5030/8260	6/23/95	PSF
trans-1,2-Dichloroethene	<3.90	3.90	ug/l	SW-846 5030/8260	6/23/95	PSF

STANDARD LABORATORIES, INC. 2315 Glenview Drive Evansville, IN 47720 PH (812) 424-2909 FAX (812) 424-0667

LABORATORY TESTS RESULTS

Report Dated: 6/29/95

Page 7

JOB NUMBER: 9506-01130

CUSTOMER: Standard Laboratories, Inc. 55 AITN: Scott Robbins

LABORATORY I.D.: 9506-01130 -3
 DATE SAMPLED: 6/20/95
 TIME SAMPLED: 9:17
 DATE RECEIVED: 6/23/95
 TIME RECEIVED: 10:00

SAMPLE I.D.: 57317
 S1062838

TEST DESCRIPTION	FINAL RESULT	DETECTION LIMIT	UNIT OF MEASURE	TEST METHOD	DATE	TECHNICIAN
1,2-Dichloropropane	<3.50	3.50	ug/l	SW-846 5030/8260	6/23/95	PSF
cis-1,3-Dichloropropene	<3.90	3.90	ug/l	SW-846 5030/8260	6/23/95	PSF
trans-1,3-Dichloropropene	<4.30	4.30	ug/l	SW-846 5030/8260	6/23/95	PSF
Ethylbenzene	20.1	3.60	ug/l	SW-846 5030/8260	6/23/95	PSF
Ethyl Methacrylate	<1.80	1.80	ug/l	SW-846 5030/8260	6/23/95	PSF
Hexachlorobutadiene	<10.6	10.6	ug/l	SW-846 5030/8260	6/23/95	PSF
Hexachloroethane	<2.40	2.40	ug/l	SW-846 5030/8260	6/23/95	PSF
2-Hexanone	<10.9	10.9	ug/l	SW-846 5030/8260	6/23/95	PSF
Iodomethane	<4.30	4.30	ug/l	SW-846 5030/8260	6/23/95	PSF
Isobutyl alcohol	2.05	1.00	ug/l	SW-846 5030/8260	6/23/95	PSF
Methylene chloride	2260	98.4	ug/l	SW-846 5030/8260	6/23/95	PSF
Methyl methacrylate	<4.00	4.00	ug/l	SW-846 5030/8260	6/23/95	PSF
4-Methyl-2-pentanone	<10.0	10.0	ug/l	SW-846 5030/8260	6/23/95	PSF
Naphthalene	<6.80	6.80	ug/l	SW-846 5030/8260	6/23/95	PSF
Pentachloroethane	<1.50	1.50	ug/l	SW-846 5030/8260	6/23/95	PSF
Propionitrile	<6.80	6.80	ug/l	SW-846 5030/8260	6/23/95	PSF
Styrene	<1.30	1.30	ug/l	SW-846 5030/8260	6/23/95	PSF
1,1,1,2-Tetrachloroethane	<3.80	3.80	ug/l	SW-846 5030/8260	6/23/95	PSF
1,1,2,2-Tetrachloroethane	<2.80	2.80	ug/l	SW-846 5030/8260	6/23/95	PSF
Tetrachloroethene	18.2	5.20	ug/l	SW-846 5030/8260	6/23/95	PSF
Toluene	124	3.10	ug/l	SW-846 5030/8260	6/23/95	PSF
1,2,4-Trichlorobenzene	<7.90	7.90	ug/l	SW-846 5030/8260	6/23/95	PSF
1,1,1-Trichloroethane	250	3.60	ug/l	SW-846 5030/8260	6/23/95	PSF
1,1,2-Trichloroethane	26.2	2.20	ug/l	SW-846 5030/8260	6/23/95	PSF
Trichloroethene	93.8	3.80	ug/l	SW-846 5030/8260	6/23/95	PSF
Trichlorofluoromethane	<2.60	2.60	ug/l	SW-846 5030/8260	6/23/95	PSF
1,2,3-Trichloropropane	<18.8	18.8	ug/l	SW-846 5030/8260	6/23/95	PSF
Vinyl acetate	<1.50	1.50	ug/l	SW-846 5030/8260	6/23/95	PSF
Vinyl Chloride	<5.10	5.10	ug/l	SW-846 5030/8260	6/23/95	PSF
o-Xylene	26.9	4.00	ug/l	SW-846 5030/8260	6/23/95	PSF
m+p-Xylene	64.7	5.80	ug/l	SW-846 5030/8260	6/23/95	PSF

STANDARD LABORATORIES, INC. 2315 Glenview Drive Evansville, IN 47720 PH (812) 424-2909 FAX (812) 424-0667

QUALITY ASSURANCE REPORT

Report Dated: 6/29/95

Page 1

JOB NUMBER: 9506-01130

CUSTOMER: Standard Laboratories, Inc. 55 ATTN: Scott Robbins

ANALYSIS				DUPLICATES		REFERENCE STANDARDS		MATRIX SPIKES		
ANALYSIS TYPE	ANALYSIS SUB-TYPE	ANALYSIS I.D.	ANALYZED VALUE (A)	DUPLICATE VALUE (B)	RPD	TRUE VALUE	PERCENT RECOVERY	ORIGINAL VALUE	SPIKE ADDED	PERCENT RECOVERY
PARAMETER: Ethylbenzene DETECTION LIMIT: 0.04 UNITS: ug/l				DATE/TIME ANALYZED: 6/23/95 10:13 METHOD REFERENCE: SW-846 5030/8260		QC BATCH NUMBER: 952720 TECHNICIAN: PSF				
BLANK	CALIB CHK	BATCH BLANK	<0.36							
DUP2	DUPLICATE	9506-01130-003Q			1.00					
DUPLICATE	ANALYTICAL	9506-01130-001D	145	150	3.00			315	260.00	113.00
SPIKE	ANALYTICAL	9506-01130-003S	20.1							
STANDARD	CALIB CHK	CHECK STD	30			26	115.00			
PARAMETER: Styrene DETECTION LIMIT: 0.01 UNITS: ug/l				DATE/TIME ANALYZED: 6/23/95 10:13 METHOD REFERENCE: SW-846 5030/8260		QC BATCH NUMBER: 952720 TECHNICIAN: PSF				
BLANK	CALIB CHK	BATCH BLANK	<0.13							
DUP2	DUPLICATE	9506-01130-003Q			1.00					
DUPLICATE	ANALYTICAL	9506-01130-001D	6.47	6.36	2.00			225	200.00	112.00
SPIKE	ANALYTICAL	9506-01130-003S	<1.30							
STANDARD	CALIB CHK	CHECK STD	23			20	115.00			
PARAMETER: cis-1,3-Dichloropropene DETECTION LIMIT: 0.04 UNITS: ug/l				DATE/TIME ANALYZED: 6/23/95 10:13 METHOD REFERENCE: SW-846 5030/8260		QC BATCH NUMBER: 952720 TECHNICIAN: PSF				
BLANK	CALIB CHK	BATCH BLANK	<0.39							
DUP2	DUPLICATE	9506-01130-003Q			1.00					
DUPLICATE	ANALYTICAL	9506-01130-001D	<3.90	<3.90	45.00			476	400.00	119.00
SPIKE	ANALYTICAL	9506-01130-003S	<3.90							
STANDARD	CALIB CHK	CHECK STD	52			40	130.00			
PARAMETER: trans-1,3-Dichloropropene DETECTION LIMIT: 0.04 UNITS: ug/l				DATE/TIME ANALYZED: 6/23/95 10:13 METHOD REFERENCE: SW-846 5030/8260		QC BATCH NUMBER: 952720 TECHNICIAN: PSF				
BLANK	CALIB CHK	BATCH BLANK	<0.43							
DUP2	DUPLICATE	9506-01130-003Q			2.00					
DUPLICATE	ANALYTICAL	9506-01130-001D	<4.30	<4.30	2.00			388	400.00	97.00
SPIKE	ANALYTICAL	9506-01130-003S	<4.30							
STANDARD	CALIB CHK	CHECK STD	44			40	110.00			
PARAMETER: 1,4-Dichlorobenzene DETECTION LIMIT: 0.03 UNITS: ug/l				DATE/TIME ANALYZED: 6/23/95 10:13 METHOD REFERENCE: SW-846 5030/8260		QC BATCH NUMBER: 952720 TECHNICIAN: PSF				
BLANK	CALIB CHK	BATCH BLANK	<0.34							
DUP2	DUPLICATE	9506-01130-003Q			1.00					
DUPLICATE	ANALYTICAL	9506-01130-001D	3.83	<3.40	12.00			207	200.00	103.00
SPIKE	ANALYTICAL	9506-01130-003S	<3.40							
STANDARD	CALIB CHK	CHECK STD	21			20	105.00			
PARAMETER: 1,2-Dibromoethane (EDB) DETECTION LIMIT: 0.02 UNITS: ug/l				DATE/TIME ANALYZED: 6/23/95 10:13 METHOD REFERENCE: SW-846 5030/8260		QC BATCH NUMBER: 952720 TECHNICIAN: PSF				
BLANK	CALIB CHK	BATCH BLANK	<0.18							
DUP2	DUPLICATE	9506-01130-003Q			1.00					
DUPLICATE	ANALYTICAL	9506-01130-001D	<1.80	<1.80	6.00			172	200.00	86.00
SPIKE	ANALYTICAL	9506-01130-003S	<1.80							
STANDARD	CALIB CHK	CHECK STD	19			20	95.00			

STANDARD LABORATORIES, INC. 2315 Glenview Drive Evansville, IN 47720 PH (812) 424-2909 FAX (812) 424-0667

NC = Not Calculable Due To Lower Than The Detection Limit

Quality Control Acceptance Criteria:

Blanks..... Analyzed Value <= Detection Limit
 Reference Standards 100 +/- 10 Percent Recovery
 Duplicates..... 20 Percent Relative Difference, Unless Values Are Below Detection Limits
 Spikes..... 25 Percent Recovery

Note: Data Reported In QA Report May Be Lower Than Value On Sample Data Page Due To Dilution Of Sample Into Analytical Range

QUALITY ASSURANCE REPORT

Report Dated: 6/29/95

Page 2

JOB NUMBER: 9506-01130

CUSTOMER: Standard Laboratories, Inc. 55 ATTN: Scott Robbins

ANALYSIS				DUPLICATES		REFERENCE STANDARDS		MATRIX SPIKES		
ANALYSIS TYPE	ANALYSIS SUB-TYPE	ANALYSIS I.D.	ANALYZED VALUE (A)	DUPLICATE VALUE (B)	RPD	TRUE VALUE	PERCENT RECOVERY	ORIGINAL VALUE	SPIKE ADDED	PERCENT RECOVERY
PARAMETER: Acrolein DETECTION LIMIT: 0.37 UNITS: ug/l				DATE/TIME ANALYZED: 6/23/95 10:13 METHOD REFERENCE: SW-846 5030/8260		QC BATCH NUMBER: 952720 TECHNICIAN: PSF				
BLANK	CALIB CHK	BATCH BLANK	<3.65							
DUP2	DUPLICATE	9506-01130-003Q			30.00					
DUPLICATE	ANALYTICAL	9506-01130-001D	<36.5	<36.5	164.00					
SPIKE	ANALYTICAL	9506-01130-003S	<36.5					143	200.00	69.00
STANDARD	CALIB CHK	CHECK STD	22.9			20	115.00			
PARAMETER: Allyl chloride DETECTION LIMIT: 0.09 UNITS: ug/l				DATE/TIME ANALYZED: 6/23/95 10:13 METHOD REFERENCE: SW-846 5030/8260		QC BATCH NUMBER: 952720 TECHNICIAN: PSF				
BLANK	CALIB CHK	BATCH BLANK	<0.94							
DUP2	DUPLICATE	9506-01130-003Q			10.00					
DUPLICATE	ANALYTICAL	9506-01130-001D	<9.40	<9.40	200.00					
SPIKE	ANALYTICAL	9506-01130-003S	<9.40					241	200.00	121.00
STANDARD	CALIB CHK	CHECK STD	22			20	110.00			
PARAMETER: 1,2-Dichloroethane DETECTION LIMIT: 0.04 UNITS: ug/l				DATE/TIME ANALYZED: 6/23/95 10:13 METHOD REFERENCE: SW-846 5030/8260		QC BATCH NUMBER: 952720 TECHNICIAN: PSF				
BLANK	CALIB CHK	BATCH BLANK	<0.38							
DUP2	DUPLICATE	9506-01130-003Q			1.00					
DUPLICATE	ANALYTICAL	9506-01130-001D	22.8	25.1	10.00					
SPIKE	ANALYTICAL	9506-01130-003S	4.93					177	200.00	86.00
STANDARD	CALIB CHK	CHECK STD	19			20	95.00			
PARAMETER: Propionitrile DETECTION LIMIT: 0.07 UNITS: ug/l				DATE/TIME ANALYZED: 6/23/95 10:13 METHOD REFERENCE: SW-846 5030/8260		QC BATCH NUMBER: 952720 TECHNICIAN: PSF				
BLANK	CALIB CHK	BATCH BLANK	<0.68							
DUP2	DUPLICATE	9506-01130-003Q			4.00					
DUPLICATE	ANALYTICAL	9506-01130-001D	<6.80	<6.80	67.00					
SPIKE	ANALYTICAL	9506-01130-003S	<6.80					168	200.00	84.00
STANDARD	CALIB CHK	CHECK STD	18			20	90.00			
PARAMETER: Acrylonitrile DETECTION LIMIT: 0.11 UNITS: ug/l				DATE/TIME ANALYZED: 6/23/95 10:13 METHOD REFERENCE: SW-846 5030/8260		QC BATCH NUMBER: 952720 TECHNICIAN: PSF				
BLANK	CALIB CHK	BATCH BLANK	<1.08							
DUP2	DUPLICATE	9506-01130-003Q			2.00					
DUPLICATE	ANALYTICAL	9506-01130-001D	<10.8	<10.8	26.00					
SPIKE	ANALYTICAL	9506-01130-003S	<10.8					158	200.00	79.00
STANDARD	CALIB CHK	CHECK STD	20.9			20	105.00			
PARAMETER: Vinyl acetate DETECTION LIMIT: 0.02 UNITS: ug/l				DATE/TIME ANALYZED: 6/23/95 10:13 METHOD REFERENCE: SW-846 5030/8260		QC BATCH NUMBER: 952720 TECHNICIAN: PSF				
BLANK	CALIB CHK	BATCH BLANK	<0.15							
DUP2	DUPLICATE	9506-01130-003Q			2.00					
DUPLICATE	ANALYTICAL	9506-01130-001D	<1.50	<1.50	85.00					
SPIKE	ANALYTICAL	9506-01130-003S	<1.50					196	200.00	98.00
STANDARD	CALIB CHK	CHECK STD	24			20	120.00			

STANDARD LABORATORIES, INC. 2315 Glenview Drive Evansville, IN 47720 PH (812) 424-2909 FAX (812) 424-0667

NC = Not Calculable Due To Lower Than The Detection Limit

Quality Control Acceptance Criteria:

Blanks.....	Analyzed Value <= Detection Limit
Reference Standards	100 +/- 10 Percent Recovery
Duplicates.....	20 Percent Relative Difference, Unless Values Are Below Detection Limits
Spikes.....	100 +/- 25 Percent Recovery

Note: Data Reported In QA Report May Be Lower Than Value On Sample Data Page Due To Dilution Of Sample Into Analytical Range

IIT Research Institute

B-47

QUALITY ASSURANCE REPORT

Report Dated: 6/29/95

Page 3

JOB NUMBER: 9506-01130

CUSTOMER: Standard Laboratories, Inc. 55 ATTN: Scott Robbins

ANALYSIS				DUPLICATES		REFERENCE STANDARDS		MATRIX SPIKES			
ANALYSIS TYPE	ANALYSIS SUB-TYPE	ANALYSIS I.D.	ANALYZED VALUE (A)	DUPLICATE VALUE (B)	RPD	TRUE VALUE	PERCENT RECOVERY	ORIGINAL VALUE	SPIKE ADDED	PERCENT RECOVERY	
PARAMETER: 4-Methyl-2-pentanone DETECTION LIMIT: 0.10 UNITS: ug/l				DATE/TIME ANALYZED: 6/23/95 10:13 METHOD REFERENCE: SW-846 5030/8260			QC BATCH NUMBER: 952720 TECHNICIAN: PSF				
BLANK	CALIB CHK	BATCH BLANK	<1.00								
DUP2	DUPLICATE	9506-01130-003Q			7.00						
DUPLICATE	ANALYTICAL	9506-01130-001D	21.5	19.9	8.00			145	200.00	72.00	
SPIKE	ANALYTICAL	9506-01130-003S	<10.0								
STANDARD	CALIB CHK	CHECK STD	17.9			20	90.00				
PARAMETER: Toluene DETECTION LIMIT: 0.03 UNITS: ug/l				DATE/TIME ANALYZED: 6/23/95 10:13 METHOD REFERENCE: SW-846 5030/8260			QC BATCH NUMBER: 952720 TECHNICIAN: PSF				
BLANK	CALIB CHK	BATCH BLANK	<0.31								
DUP2	DUPLICATE	9506-01130-003Q			0.00						
DUPLICATE	ANALYTICAL	9506-01130-001D	603	612	1.00			341	200.00	109.00	
SPIKE	ANALYTICAL	9506-01130-003S	124								
STANDARD	CALIB CHK	CHECK STD	23			20	115.00				
PARAMETER: Chlorobenzene DETECTION LIMIT: 0.01 UNITS: ug/l				DATE/TIME ANALYZED: 6/23/95 10:13 METHOD REFERENCE: SW-846 5030/8260			QC BATCH NUMBER: 952720 TECHNICIAN: PSF				
BLANK	CALIB CHK	BATCH BLANK	<0.13								
DUP2	DUPLICATE	9506-01130-003Q			0.00						
DUPLICATE	ANALYTICAL	9506-01130-001D	2.12	1.79	17.00			207	200.00	103.00	
SPIKE	ANALYTICAL	9506-01130-003S	<1.30								
STANDARD	CALIB CHK	CHECK STD	21			20	105.00				
PARAMETER: trans-1,4-Dichloro-2-butene DETECTION LIMIT: 0.07 UNITS: ug/l				DATE/TIME ANALYZED: 6/23/95 10:13 METHOD REFERENCE: SW-846 5030/8260			QC BATCH NUMBER: 952720 TECHNICIAN: PSF				
BLANK	CALIB CHK	BATCH BLANK	<0.66								
DUP2	DUPLICATE	9506-01130-003Q			1.00						
DUPLICATE	ANALYTICAL	9506-01130-001D	<6.60	<6.60	155.00			301	400.00	75.00	
SPIKE	ANALYTICAL	9506-01130-003S	<6.60								
STANDARD	CALIB CHK	CHECK STD	39			40	98.00				
PARAMETER: 2-Chloroethylvinyl ether DETECTION LIMIT: 0.05 UNITS: ug/l				DATE/TIME ANALYZED: 6/23/95 10:13 METHOD REFERENCE: SW-846 5030/8260			QC BATCH NUMBER: 952720 TECHNICIAN: PSF				
BLANK	CALIB CHK	BATCH BLANK	<0.53								
DUP2	DUPLICATE	9506-01130-003Q			3.00						
DUPLICATE	ANALYTICAL	9506-01130-001D	<5.30	<5.30	176.00			445	400.00	111.00	
SPIKE	ANALYTICAL	9506-01130-003S	<5.30								
STANDARD	CALIB CHK	CHECK STD	42			40	105.00				
PARAMETER: 1,2,4-Trichlorobenzene DETECTION LIMIT: 0.08 UNITS: ug/l				DATE/TIME ANALYZED: 6/23/95 10:13 METHOD REFERENCE: SW-846 5030/8260			QC BATCH NUMBER: 952720 TECHNICIAN: PSF				
BLANK	CALIB CHK	BATCH BLANK	<0.79								
DUP2	DUPLICATE	9506-01130-003Q			1.00						
DUPLICATE	ANALYTICAL	9506-01130-001D	<7.90	<7.90	3.00			204	200.00	102.00	
SPIKE	ANALYTICAL	9506-01130-003S	<7.90								
STANDARD	CALIB CHK	CHECK STD	23			20	115.00				

STANDARD LABORATORIES, INC. 2315 Glenview Drive Evansville, IN 47720 PH (812) 424-2909 FAX (812) 424-0667

NC = Not Calculable Due To Lower Than The Detection Limit

Quality Control Acceptance Criteria:

Blanks..... Analyzed Value <= Detection Limit
 Reference Standards 100 +/- 10 Percent Recovery
 Duplicates..... 20 Percent Relative Difference, Unless Values Are Below Detection Limits
 Spikes..... 100 +/- 25 Percent Recovery

Note: Data Reported In QA Report May Be Lower Than Value On Sample Data Page Due To Dilution Of Sample Into Analytical Range

IIT Research Institute

B-48

QUALITY ASSURANCE REPORT

Report Dated: 6/29/95

Page 4

JOB NUMBER: 9506-01130

CUSTOMER: Standard Laboratories, Inc. 55 ATTN: Scott Robbins

ANALYSIS				DUPLICATES		REFERENCE STANDARDS		MATRIX SPIKES			
ANALYSIS TYPE	ANALYSIS SUB-TYPE	ANALYSIS I.D.	ANALYZED VALUE (A)	DUPLICATE VALUE (B)	RPD	TRUE VALUE	PERCENT RECOVERY	ORIGINAL VALUE	SPIKE ADDED	PERCENT RECOVERY	
PARAMETER: Chlorodibromomethane DETECTION LIMIT: 0.02 UNITS: ug/l				DATE/TIME ANALYZED: 6/23/95 10:13 METHOD REFERENCE: SW-846 5030/8260				QC BATCH NUMBER: 952720 TECHNICIAN: PSF			
BLANK	CALIB CHK	BATCH BLANK	<0.18								
DUP2	DUPLICATE	9506-01130-003Q			1.00						
DUPLICATE	ANALYTICAL	9506-01130-001D	<1.80	<1.80	12.00			172	200.00	86.00	
SPIKE	ANALYTICAL	9506-01130-003S	<1.80								
STANDARD	CALIB CHK	CHECK STD	20			20	100.00				
PARAMETER: 2-Chloro-1,3-Butadiene DETECTION LIMIT: 0.03 UNITS: ug/l				DATE/TIME ANALYZED: 6/23/95 10:13 METHOD REFERENCE: SW-846 5030/8260				QC BATCH NUMBER: 952720 TECHNICIAN: PSF			
BLANK	CALIB CHK	BATCH BLANK	<0.30								
DUP2	DUPLICATE	9506-01130-003Q			1.00						
DUPLICATE	ANALYTICAL	9506-01130-001D	<3.00	<3.00	189.00						
SPIKE	ANALYTICAL	9506-01130-003S	<3.00					203	200.00	101.00	
STANDARD	CALIB CHK	CHECK STD	22			20	110.00				
PARAMETER: Tetrachloroethene DETECTION LIMIT: 0.05 UNITS: ug/l				DATE/TIME ANALYZED: 6/23/95 10:13 METHOD REFERENCE: SW-846 5030/8260				QC BATCH NUMBER: 952720 TECHNICIAN: PSF			
BLANK	CALIB CHK	BATCH BLANK	<0.52								
DUP2	DUPLICATE	9506-01130-003Q			1.00						
DUPLICATE	ANALYTICAL	9506-01130-001D	125	130	4.00						
SPIKE	ANALYTICAL	9506-01130-003S	18.2					399	290.00	131.00	
STANDARD	CALIB CHK	CHECK STD	38			29	131.00				
PARAMETER: cis-1,4-Dichloro-2-butene DETECTION LIMIT: 0.08 UNITS: ug/l				DATE/TIME ANALYZED: 6/23/95 10:13 METHOD REFERENCE: SW-846 5030/8260				QC BATCH NUMBER: 952720 TECHNICIAN: PSF			
BLANK	CALIB CHK	BATCH BLANK	<0.80								
DUP2	DUPLICATE	9506-01130-003Q			3.00						
DUPLICATE	ANALYTICAL	9506-01130-001D	<8.00	<8.00	68.00						
SPIKE	ANALYTICAL	9506-01130-003S	<8.00					331	400.00	83.00	
STANDARD	CALIB CHK	CHECK STD	43			40	108.00				
PARAMETER: trans-1,2-Dichloroethene DETECTION LIMIT: 0.04 UNITS: ug/l				DATE/TIME ANALYZED: 6/23/95 10:13 METHOD REFERENCE: SW-846 5030/8260				QC BATCH NUMBER: 952720 TECHNICIAN: PSF			
BLANK	CALIB CHK	BATCH BLANK	<0.07								
DUP2	DUPLICATE	9506-01130-003Q			3.00						
DUPLICATE	ANALYTICAL	9506-01130-001D	4.37	4.06	7.00						
SPIKE	ANALYTICAL	9506-01130-003S	<3.90					204	200.00	102.00	
STANDARD	CALIB CHK	CHECK STD	22			20	110.00				
PARAMETER: 1,3-Dichlorobenzene DETECTION LIMIT: 0.04 UNITS: ug/l				DATE/TIME ANALYZED: 6/23/95 10:13 METHOD REFERENCE: SW-846 5030/8260				QC BATCH NUMBER: 952720 TECHNICIAN: PSF			
BLANK	CALIB CHK	BATCH BLANK	<0.43								
DUP2	DUPLICATE	9506-01130-003Q			1.00						
DUPLICATE	ANALYTICAL	9506-01130-001D	<4.30	<4.30	8.00						
SPIKE	ANALYTICAL	9506-01130-003S	<4.30					212	200.00	106.00	
STANDARD	CALIB CHK	CHECK STD	22			20	110.00				

STANDARD LABORATORIES, INC. 2315 Glenview Drive Evansville, IN 47720 PH (812) 424-2909 FAX (812) 424-0667

NC = Not Calculable Due To Lower Than The Detection Limit

Quality Control Acceptance Criteria:

Blanks..... Analyzed Value <= Detection Limit
 Reference Standards 100 +/- 10 Percent Recovery
 Duplicates..... 20 Percent Relative Difference, Unless Values Are Below Detection Limits
 Spikes..... 100 +/- 25 Percent Recovery

Note: Data Reported In QA Report May Be Lower Than Value On Sample Data Page Due To Dilution Of Sample Into Analytical Range

QUALITY ASSURANCE REPORT

Report Dated: 6/29/95

Page 5

JOB NUMBER: 9506-01130

CUSTOMER: Standard Laboratories, Inc. 55 ATTN: Scott Robbins

ANALYSIS				DUPLICATES		REFERENCE STANDARDS		MATRIX SPIKES		
ANALYSIS TYPE	ANALYSIS SUB-TYPE	ANALYSIS I.D.	ANALYZED VALUE (A)	DUPLICATE VALUE (B)	RPD	TRUE VALUE	PERCENT RECOVERY	ORIGINAL VALUE	SPIKE ADDED	PERCENT RECOVERY
PARAMETER: Carbon tetrachloride DETECTION LIMIT: 0.05 UNITS: ug/l				DATE/TIME ANALYZED: 6/23/95 10:13 METHOD REFERENCE: SW-846 5030/8260		QC BATCH NUMBER: 952720 TECHNICIAN: PSF				
BLANK	CALIB CHK	BATCH BLANK	<0.50							
DUP2	DUPLICATE	9506-01130-003Q			1.00					
DUPLICATE	ANALYTICAL	9506-01130-001D	<5.00	<5.00	195.00			176	200.00	88.00
SPIKE	ANALYTICAL	9506-01130-003S	<5.00							
STANDARD	CALIB CHK	CHECK STD	20			20	100.00			
PARAMETER: 2-Hexanone DETECTION LIMIT: 0.11 UNITS: ug/l				DATE/TIME ANALYZED: 6/23/95 10:13 METHOD REFERENCE: SW-846 5030/8260		QC BATCH NUMBER: 952720 TECHNICIAN: PSF				
BLANK	CALIB CHK	BATCH BLANK	<1.09							
DUP2	DUPLICATE	9506-01130-003Q			1.00					
DUPLICATE	ANALYTICAL	9506-01130-001D	<10.9	<10.9	25.00			136	200.00	66.00
SPIKE	ANALYTICAL	9506-01130-003S	<10.9							
STANDARD	CALIB CHK	CHECK STD	17.9			20	90.00			
PARAMETER: 1,1,1,2-Tetrachloroethane DETECTION LIMIT: 0.04 UNITS: ug/l				DATE/TIME ANALYZED: 6/23/95 10:13 METHOD REFERENCE: SW-846 5030/8260		QC BATCH NUMBER: 952720 TECHNICIAN: PSF				
BLANK	CALIB CHK	BATCH BLANK	<0.38							
DUP2	DUPLICATE	9506-01130-003Q			1.00					
DUPLICATE	ANALYTICAL	9506-01130-001D	<3.80	<3.80	2.00			183	200.00	91.00
SPIKE	ANALYTICAL	9506-01130-003S	<3.80							
STANDARD	CALIB CHK	CHECK STD	20			20	100.00			
PARAMETER: Acetone DETECTION LIMIT: 1.17 UNITS: ug/l				DATE/TIME ANALYZED: 6/23/95 10:13 METHOD REFERENCE: SW-846 5030/8260		QC BATCH NUMBER: 952720 TECHNICIAN: PSF				
BLANK	CALIB CHK	BATCH BLANK	<11.6							
DUP2	DUPLICATE	9506-01130-003Q			1.00					
DUPLICATE	ANALYTICAL	9506-01130-001D	3291	2730	19.00			1090	200.00	40.00
SPIKE	ANALYTICAL	9506-01130-003S	1010							
STANDARD	CALIB CHK	CHECK STD	20			20	100.00			
PARAMETER: Chloroform DETECTION LIMIT: 0.07 UNITS: ug/l				DATE/TIME ANALYZED: 6/23/95 10:13 METHOD REFERENCE: SW-846 5030/8260		QC BATCH NUMBER: 952720 TECHNICIAN: PSF				
BLANK	CALIB CHK	BATCH BLANK	<0.74							
DUP2	DUPLICATE	9506-01130-003Q			1.00					
DUPLICATE	ANALYTICAL	9506-01130-001D	7.81	7.96	2.00			188	200.00	92.00
SPIKE	ANALYTICAL	9506-01130-003S	<7.40							
STANDARD	CALIB CHK	CHECK STD	20			20	100.00			
PARAMETER: Hexachloroethane DETECTION LIMIT: 0.02 UNITS: ug/l				DATE/TIME ANALYZED: 6/23/95 10:13 METHOD REFERENCE: SW-846 5030/8260		QC BATCH NUMBER: 952720 TECHNICIAN: PSF				
BLANK	CALIB CHK	BATCH BLANK	<0.24							
DUP2	DUPLICATE	9506-01130-003Q			1.00					
DUPLICATE	ANALYTICAL	9506-01130-001D	<2.40	<2.40	36.00			179	200.00	90.00
SPIKE	ANALYTICAL	9506-01130-003S	<2.40							
STANDARD	CALIB CHK	CHECK STD	20			20	100.00			

STANDARD LABORATORIES, INC. 2315 Glenview Drive Evansville, IN 47720 PH (812) 424-2909 FAX (812) 424-0667

NC = Not Calculable Due To Lower Than The Detection Limit

Quality Control Acceptance

Blanks..... Analyzed Value <= Detection Limit
 Reference Standards 100 +/- 10 Percent Recovery
 Duplicates..... 20 Percent Relative Difference, Unless Values Are Below Detection Limits
 Spikes..... 100 +/- 25 Percent Recovery

Note: Data Reported In QA Report May Be Lower Than Value On Sample Data Page Due To Dilution Of Sample Into Analytical Range

QUALITY ASSURANCE REPORT

Report Dated: 6/29/95

Page 6

JOB NUMBER: 9506-01130

CUSTOMER: Standard Laboratories, Inc. 55 ATTN: Scott Robbins

ANALYSIS				DUPLICATES		REFERENCE STANDARDS		MATRIX SPIKES		
ANALYSIS TYPE	ANALYSIS SUB-TYPE	ANALYSIS I.D.	ANALYZED VALUE (A)	DUPLICATE VALUE (B)	RPD	TRUE VALUE	PERCENT RECOVERY	ORIGINAL VALUE	SPIKE ADDED	PERCENT RECOVERY
PARAMETER: Benzene DETECTION LIMIT: 0.02 UNITS: ug/l				DATE/TIME ANALYZED: 6/23/95 10:13 METHOD REFERENCE: SW-846 5030/8260		QC BATCH NUMBER: 952720 TECHNICIAN: PSF				
BLANK	CALIB CHK	BATCH BLANK	<0.16							
DUP2	DUPLICATE	9506-01130-003Q			0.00					
DUPLICATE	ANALYTICAL	9506-01130-001D	26.9	27.3	1.00			220	200.00	107.00
SPIKE	ANALYTICAL	9506-01130-003S	6.00							
STANDARD	CALIB CHK	CHECK STD	22			20	110.00			
PARAMETER: 1,1,1-Trichloroethane DETECTION LIMIT: 0.04 UNITS: ug/l				DATE/TIME ANALYZED: 6/23/95 10:13 METHOD REFERENCE: SW-846 5030/8260		QC BATCH NUMBER: 952720 TECHNICIAN: PSF				
BLANK	CALIB CHK	BATCH BLANK	<0.36							
DUP2	DUPLICATE	9506-01130-003Q			3.00					
DUPLICATE	ANALYTICAL	9506-01130-001D	802	855	6.00			425	200.00	88.00
SPIKE	ANALYTICAL	9506-01130-003S	250							
STANDARD	CALIB CHK	CHECK STD	19			20	95.00			
PARAMETER: Bromomethane DETECTION LIMIT: 0.25 UNITS: ug/l				DATE/TIME ANALYZED: 6/23/95 10:13 METHOD REFERENCE: SW-846 5030/8260		QC BATCH NUMBER: 952720 TECHNICIAN: PSF				
BLANK	CALIB CHK	BATCH BLANK	<2.49							
DUP2	DUPLICATE	9506-01130-003Q			20.00					
DUPLICATE	ANALYTICAL	9506-01130-001D	<24.9	<24.9	41.00					
SPIKE	ANALYTICAL	9506-01130-003S	<24.9					127	200.00	62.00
STANDARD	CALIB CHK	CHECK STD	21.3			20	107.00			
PARAMETER: Chloromethane DETECTION LIMIT: 0.06 UNITS: ug/l				DATE/TIME ANALYZED: 6/23/95 10:13 METHOD REFERENCE: SW-846 5030/8260		QC BATCH NUMBER: 952720 TECHNICIAN: PSF				
BLANK	CALIB CHK	BATCH BLANK	<0.60							
DUP2	DUPLICATE	9506-01130-003Q			30.00					
DUPLICATE	ANALYTICAL	9506-01130-001D	<6.00	<6.00	21.00					
SPIKE	ANALYTICAL	9506-01130-003S	<6.00					213	200.00	105.00
STANDARD	CALIB CHK	CHECK STD	20			20	100.00			
PARAMETER: Iodomethane DETECTION LIMIT: 0.04 UNITS: ug/l				DATE/TIME ANALYZED: 6/23/95 10:13 METHOD REFERENCE: SW-846 5030/8260		QC BATCH NUMBER: 952720 TECHNICIAN: PSF				
BLANK	CALIB CHK	BATCH BLANK	<0.43							
DUP2	DUPLICATE	9506-01130-003Q			20.00					
DUPLICATE	ANALYTICAL	9506-01130-001D	<4.30	<4.30	55.00					
SPIKE	ANALYTICAL	9506-01130-003S	<4.30					255	200.00	127.00
STANDARD	CALIB CHK	CHECK STD	22			20	110.00			
PARAMETER: Dibromomethane DETECTION LIMIT: 0.03 UNITS: ug/l				DATE/TIME ANALYZED: 6/23/95 10:13 METHOD REFERENCE: SW-846 5030/8260		QC BATCH NUMBER: 952720 TECHNICIAN: PSF				
BLANK	CALIB CHK	BATCH BLANK	<0.28							
DUP2	DUPLICATE	9506-01130-003Q			0.00					
DUPLICATE	ANALYTICAL	9506-01130-001D	<2.80	<2.80	45.00					
SPIKE	ANALYTICAL	9506-01130-003S	<2.80					187	200.00	94.00
STANDARD	CALIB CHK	CHECK STD	21			20	105.00			

STANDARD LABORATORIES, INC. 2315 Glenview Drive Evansville, IN 47720 PH (812) 424-2909 FAX (812) 424-0667

NC = Not Calculable Due To Lower Than The Detection Limit

Quality Control Acceptance Criteria:

Blanks..... Analyzed Value <= Detection Limit
 Reference Standards 100 +/- 10 Percent Recovery
 Duplicates..... 20 Percent Relative Difference, Unless Values Are Below Detection Limits
 Spikes..... 100 +/- 25 Percent Recovery

Note: Data Reported In QA Report May Be Lower Than Value On Sample Data Page Due To Dilution Of Sample Into Analytical Range

QUALITY ASSURANCE REPORT

Report Dated: 6/29/95

Page 7

JOB NUMBER: 9506-01130

CUSTOMER: Standard Laboratories, Inc. 55 ATTN: Scott Robbins

ANALYSIS				DUPLICATES		REFERENCE STANDARDS		MATRIX SPIKES		
ANALYSIS TYPE	ANALYSIS SUB-TYPE	ANALYSIS I.D.	ANALYZED VALUE (A)	DUPLICATE VALUE (B)	RPD	TRUE VALUE	PERCENT RECOVERY	ORIGINAL VALUE	SPIKE ADDED	PERCENT RECOVERY
PARAMETER: Bromochloromethane DETECTION LIMIT: 0.06 UNITS: ug/l				DATE/TIME ANALYZED: 6/23/95 10:13 METHOD REFERENCE: SW-846 5030/8260		QC BATCH NUMBER: 952720 TECHNICIAN: PSF				
BLANK	CALIB CHK	BATCH BLANK	<0.59							
DUP2	DUPLICATE	9506-01130-003Q			2.00					
DUPLICATE	ANALYTICAL	9506-01130-001D	<5.90	<5.90	129.00			209	200.00	104.00
SPIKE	ANALYTICAL	9506-01130-003S	<5.90							
STANDARD	CALIB CHK	CHECK STD	22			20	110.00			
PARAMETER: Chloroethane DETECTION LIMIT: 0.68 UNITS: ug/l				DATE/TIME ANALYZED: 6/23/95 10:13 METHOD REFERENCE: SW-846 5030/8260		QC BATCH NUMBER: 952720 TECHNICIAN: PSF				
BLANK	CALIB CHK	BATCH BLANK	<6.80							
DUP2	DUPLICATE	9506-01130-003Q			3.00					
DUPLICATE	ANALYTICAL	9506-01130-001D	<68.0	<68.0	128.00			168	200.00	84.00
SPIKE	ANALYTICAL	9506-01130-003S	<68.0							
STANDARD	CALIB CHK	CHECK STD	22.2			20	111.00			
PARAMETER: Vinyl Chloride DETECTION LIMIT: 0.05 UNITS: ug/l				DATE/TIME ANALYZED: 6/23/95 10:13 METHOD REFERENCE: SW-846 5030/8260		QC BATCH NUMBER: 952720 TECHNICIAN: PSF				
BLANK	CALIB CHK	BATCH BLANK	<0.51							
DUP2	DUPLICATE	9506-01130-003Q			3.00					
DUPLICATE	ANALYTICAL	9506-01130-001D	<5.10	<5.10	10.00			215	200.00	107.00
SPIKE	ANALYTICAL	9506-01130-003S	<5.10							
STANDARD	CALIB CHK	CHECK STD	22			20	110.00			
PARAMETER: Acetonitrile DETECTION LIMIT: 0.04 UNITS: ug/l				DATE/TIME ANALYZED: 6/23/95 10:13 METHOD REFERENCE: SW-846 5030/8260		QC BATCH NUMBER: 952720 TECHNICIAN: PSF				
BLANK	CALIB CHK	BATCH BLANK	<0.35							
DUP2	DUPLICATE	9506-01130-003Q			2.00					
DUPLICATE	ANALYTICAL	9506-01130-001D	<3.50	<3.50	120.00			188	200.00	94.00
SPIKE	ANALYTICAL	9506-01130-003S	<3.50							
STANDARD	CALIB CHK	CHECK STD	24			20	120.00			
PARAMETER: Methylene chloride DETECTION LIMIT: 0.98 UNITS: ug/l				DATE/TIME ANALYZED: 6/23/95 10:13 METHOD REFERENCE: SW-846 5030/8260		QC BATCH NUMBER: 952720 TECHNICIAN: PSF				
BLANK	CALIB CHK	BATCH BLANK	<9.84							
DUP2	DUPLICATE	9506-01130-003Q			30.00					
DUPLICATE	ANALYTICAL	9506-01130-001D	1680	2280	30.00			3750	200.00	745.00
SPIKE	ANALYTICAL	9506-01130-003S	2260							
STANDARD	CALIB CHK	CHECK STD	28.8			20	144.00			
PARAMETER: Carbon disulfide DETECTION LIMIT: 0.02 UNITS: ug/l				DATE/TIME ANALYZED: 6/23/95 10:13 METHOD REFERENCE: SW-846 5030/8260		QC BATCH NUMBER: 952720 TECHNICIAN: PSF				
BLANK	CALIB CHK	BATCH BLANK	<0.16							
DUP2	DUPLICATE	9506-01130-003Q			0.00					
DUPLICATE	ANALYTICAL	9506-01130-001D	<1.60	<1.60	123.00			173	200.00	86.00
SPIKE	ANALYTICAL	9506-01130-003S	<1.60							
STANDARD	CALIB CHK	CHECK STD	22			20	110.00			

STANDARD LABORATORIES, INC. 2315 Glenview Drive Evansville, IN 47720 PH (812) 424-2909 FAX (812) 424-0667

NC = Not Calculable Due To Lower Than The Detection Limit

Quality Control Acceptance Criteria:

Blanks..... Analyzed Value <= Detection Limit
 Reference Standards 100 +/- 10 Percent Recovery
 Duplicates..... 20 Percent Relative Difference, Unless Values Are Below Detection Limits
 Spikes..... 100 +/- 25 Percent Recovery

Note: Data Reported In QA Report May Be Lower Than Value On Sample Data Page Due To Dilution Of Sample Into Analytical Range

QUALITY ASSURANCE REPORT

Report Dated: 6/29/95

Page 8

JOB NUMBER: 9506-01130

CUSTOMER: Standard Laboratories, Inc. 55 ATTN: Scott Robbins

ANALYSIS				DUPLICATES		REFERENCE STANDARDS		MATRIX SPIKES		
ANALYSIS TYPE	ANALYSIS SUB-TYPE	ANALYSIS I.D.	ANALYZED VALUE (A)	DUPLICATE VALUE (B)	RPD	TRUE VALUE	PERCENT RECOVERY	ORIGINAL VALUE	SPIKE ADDED	PERCENT RECOVERY
PARAMETER: Bromoform (Tribromomethane) DETECTION LIMIT: 0.03 UNITS: ug/l				DATE/TIME ANALYZED: 6/23/95 10:13 METHOD REFERENCE: SW-846 5030/8260		QC BATCH NUMBER: 952720 TECHNICIAN: PSF				
BLANK	CALIB CHK	BATCH BLANK	<0.26							
DUP2	DUPLICATE	9506-01130-003Q			2.00					
DUPLICATE	ANALYTICAL	9506-01130-001D	<2.60	<2.60	55.00					
SPIKE	ANALYTICAL	9506-01130-003S	<2.60					148	200.00	74.00
STANDARD	CALIB CHK	CHECK STD	19			20	95.00			
PARAMETER: Bromodichloromethane DETECTION LIMIT: 0.03 UNITS: ug/l				DATE/TIME ANALYZED: 6/23/95 10:13 METHOD REFERENCE: SW-846 5030/8260		QC BATCH NUMBER: 952720 TECHNICIAN: PSF				
BLANK	CALIB CHK	BATCH BLANK	<0.28							
DUP2	DUPLICATE	9506-01130-003Q			1.00					
DUPLICATE	ANALYTICAL	9506-01130-001D	<2.80	<2.80	82.00					
SPIKE	ANALYTICAL	9506-01130-003S	<2.80					176	200.00	88.00
STANDARD	CALIB CHK	CHECK STD	20			20	100.00			
PARAMETER: 1,1-Dichloroethane DETECTION LIMIT: 0.02 UNITS: ug/l				DATE/TIME ANALYZED: 6/23/95 10:13 METHOD REFERENCE: SW-846 5030/8260		QC BATCH NUMBER: 952720 TECHNICIAN: PSF				
BLANK	CALIB CHK	BATCH BLANK	<0.16							
DUP2	DUPLICATE	9506-01130-003Q			1.00					
DUPLICATE	ANALYTICAL	9506-01130-001D	164	170	4.00					
SPIKE	ANALYTICAL	9506-01130-003S	78.2					269	200.00	95.00
STANDARD	CALIB CHK	CHECK STD	21			20	105.00			
PARAMETER: 1,1-Dichloroethane DETECTION LIMIT: 0.04 UNITS: ug/l				DATE/TIME ANALYZED: 6/23/95 10:13 METHOD REFERENCE: SW-846 5030/8260		QC BATCH NUMBER: 952720 TECHNICIAN: PSF				
BLANK	CALIB CHK	BATCH BLANK	<0.43							
DUP2	DUPLICATE	9506-01130-003Q			20.00					
DUPLICATE	ANALYTICAL	9506-01130-001D	135	89.0	41.00					
SPIKE	ANALYTICAL	9506-01130-003S	44.9					159	200.00	57.00
STANDARD	CALIB CHK	CHECK STD	21			20	105.00			
PARAMETER: Trichlorofluoromethane DETECTION LIMIT: 0.03 UNITS: ug/l				DATE/TIME ANALYZED: 6/23/95 10:13 METHOD REFERENCE: SW-846 5030/8260		QC BATCH NUMBER: 952720 TECHNICIAN: PSF				
BLANK	CALIB CHK	BATCH BLANK	<0.26							
DUP2	DUPLICATE	9506-01130-003Q			2.00					
DUPLICATE	ANALYTICAL	9506-01130-001D	<2.60	<2.60	29.00					
SPIKE	ANALYTICAL	9506-01130-003S	<2.60					32.0	200.00	16.00
STANDARD	CALIB CHK	CHECK STD	19			20	95.00			
PARAMETER: Dichlorodifluoromethane DETECTION LIMIT: 0.07 UNITS: ug/l				DATE/TIME ANALYZED: 6/23/95 10:13 METHOD REFERENCE: SW-846 5030/8260		QC BATCH NUMBER: 952720 TECHNICIAN: PSF				
BLANK	CALIB CHK	BATCH BLANK	<0.70							
DUP2	DUPLICATE	9506-01130-003Q			5.00					
DUPLICATE	ANALYTICAL	9506-01130-001D	<7.00	<7.00	7.00					
SPIKE	ANALYTICAL	9506-01130-003S	<7.00					186	200.00	93.00
STANDARD	CALIB CHK	CHECK STD	21			20	105.00			

STANDARD LABORATORIES, INC. 2315 Glenview Drive Evansville, IN 47720 PH (812) 424-2909 FAX (812) 424-0667

NC = Not Calculable Due To Lower Than The Detection Limit

Quality Control Acceptance Criteria:

Blanks Analyzed Value <= Detection Limit
 Reference Standards 100 +/- 10 Percent Recovery
 Duplicates 20 Percent Relative Difference, Unless Values Are Below Detection Limits
 Spikes 100 +/- 25 Percent Recovery

Note: Data Reported In QA Report May Be Lower Than Value On Sample Data Page Due To Dilution Of Sample Into Analytical Range

QUALITY ASSURANCE REPORT

Report Dated: 6/29/95

Page 9

JOB NUMBER: 9506-01130

CUSTOMER: Standard Laboratories, Inc. 55 ATTN: Scott Robbins

ANALYSIS				DUPLICATES		REFERENCE STANDARDS		MATRIX SPIKES		
ANALYSIS TYPE	ANALYSIS SUB-TYPE	ANALYSIS I.D.	ANALYZED VALUE (A)	DUPLICATE VALUE (B)	RPD	TRUE VALUE	PERCENT RECOVERY	ORIGINAL VALUE	SPIKE ADDED	PERCENT RECOVERY
PARAMETER: Pentachloroethane DETECTION LIMIT: 0.02 UNITS: ug/l				DATE/TIME ANALYZED: 6/23/95 10:13 METHOD REFERENCE: SW-846 5030/8260		QC BATCH NUMBER: 952720 TECHNICIAN: PSF				
BLANK	CALIB CHK	BATCH BLANK	<0.15							
DUP2	DUPLICATE	9506-01130-003Q			4.00					
DUPLICATE	ANALYTICAL	9506-01130-001D	<1.50	<1.50	43.00					
SPIKE	ANALYTICAL	9506-01130-003S	<1.50					190	200.00	95.00
STANDARD	CALIB CHK	CHECK STD	21			20	105.00			
PARAMETER: Isobutyl alcohol DETECTION LIMIT: 0.01 UNITS: ug/l				DATE/TIME ANALYZED: 6/23/95 10:13 METHOD REFERENCE: SW-846 5030/8260		QC BATCH NUMBER: 952720 TECHNICIAN: PSF				
BLANK	CALIB CHK	BATCH BLANK	0.93							
DUP2	DUPLICATE	9506-01130-003Q			100.00					
DUPLICATE	ANALYTICAL	9506-01130-001D	3.65	1.56	80.00					
SPIKE	ANALYTICAL	9506-01130-003S	2.05					1.36	200.00	0.00
STANDARD	CALIB CHK	CHECK STD	17			20	85.00			
PARAMETER: 1,2-Dichloropropane DETECTION LIMIT: 0.04 UNITS: ug/l				DATE/TIME ANALYZED: 6/23/95 10:13 METHOD REFERENCE: SW-846 5030/8260		QC BATCH NUMBER: 952720 TECHNICIAN: PSF				
BLANK	CALIB CHK	BATCH BLANK	<0.35							
DUP2	DUPLICATE	9506-01130-003Q			0.00					
DUPLICATE	ANALYTICAL	9506-01130-001D	<3.50	<3.50	55.00					
SPIKE	ANALYTICAL	9506-01130-003S	<3.50					209	200.00	104.00
STANDARD	CALIB CHK	CHECK STD	22			20	110.00			
PARAMETER: 2-Butanone (MEK) DETECTION LIMIT: 0.32 UNITS: ug/l				DATE/TIME ANALYZED: 6/23/95 10:13 METHOD REFERENCE: SW-846 5030/8260		QC BATCH NUMBER: 952720 TECHNICIAN: PSF				
BLANK	CALIB CHK	BATCH BLANK	<3.23							
DUP2	DUPLICATE	9506-01130-003Q			5.00					
DUPLICATE	ANALYTICAL	9506-01130-001D	165	289	55.00					
SPIKE	ANALYTICAL	9506-01130-003S	150					313	200.00	82.00
STANDARD	CALIB CHK	CHECK STD	21.2			20	106.00			
PARAMETER: 1,1,2-Trichloroethane DETECTION LIMIT: 0.02 UNITS: ug/l				DATE/TIME ANALYZED: 6/23/95 10:13 METHOD REFERENCE: SW-846 5030/8260		QC BATCH NUMBER: 952720 TECHNICIAN: PSF				
BLANK	CALIB CHK	BATCH BLANK	<0.22							
DUP2	DUPLICATE	9506-01130-003Q			2.00					
DUPLICATE	ANALYTICAL	9506-01130-001D	75.4	75.9	1.00					
SPIKE	ANALYTICAL	9506-01130-003S	26.2					205	200.00	89.00
STANDARD	CALIB CHK	CHECK STD	20			20	100.00			
PARAMETER: Trichloroethene DETECTION LIMIT: 0.04 UNITS: ug/l				DATE/TIME ANALYZED: 6/23/95 10:13 METHOD REFERENCE: SW-846 5030/8260		QC BATCH NUMBER: 952720 TECHNICIAN: PSF				
BLANK	CALIB CHK	BATCH BLANK	<0.38							
DUP2	DUPLICATE	9506-01130-003Q			1.00					
DUPLICATE	ANALYTICAL	9506-01130-001D	357	372	4.00					
SPIKE	ANALYTICAL	9506-01130-003S	93.8					315	200.00	111.00
STANDARD	CALIB CHK	CHECK STD	25			20	125.00			

STANDARD LABORATORIES, INC. 2315 Glenview Drive Evansville, IN 47720 PH (812) 424-2909 FAX (812) 424-0667

NC = Not Calculable Due To Lower Than The Detection Limit

Quality Control Acceptance Criteria:

Blanks..... Analyzed Value <= Detection Limit
 Reference Standards 100 +/- 10 Percent Recovery
 Duplicates..... 20 Percent Relative Difference, Unless Values Are Below Detection Limits
 Spikes..... 100 +/- 25 Percent Recovery

Note: Data Reported In QA Report May Be Lower Than Value On Sample Data Page Due To Dilution Of Sample Into Analytical Range

QUALITY ASSURANCE REPORT

Report Dated: 6/29/95

Page 10

JOB NUMBER: 9506-01130

CUSTOMER: Standard Laboratories, Inc. 55 ATTN: Scott Robbins

ANALYSIS				DUPLICATES		REFERENCE STANDARDS		MATRIX SPIKES			
ANALYSIS TYPE	ANALYSIS SUB-TYPE	ANALYSIS I.D.	ANALYZED VALUE (A)	DUPLICATE VALUE (B)	RPD	TRUE VALUE	PERCENT RECOVERY	ORIGINAL VALUE	SPIKE ADDED	PERCENT RECOVERY	
PARAMETER: 1,1,2,2-Tetrachloroethane DETECTION LIMIT: 0.03 UNITS: ug/l				DATE/TIME ANALYZED: 6/23/95 10:13 METHOD REFERENCE: SW-846 5030/8260			QC BATCH NUMBER: 952720 TECHNICIAN: PSF				
BLANK	CALIB CHK	BATCH BLANK	<0.28								
DUP2	DUPLICATE	9506-01130-003Q		4.04	3.00						
DUPLICATE	ANALYTICAL	9506-01130-001D	7.44		59.00			165	200.00	82.00	
SPIKE	ANALYTICAL	9506-01130-003S	<2.80								
STANDARD	CALIB CHK	CHECK STD	20			20	100.00				
PARAMETER: Methyl methacrylate DETECTION LIMIT: 0.04 UNITS: ug/l				DATE/TIME ANALYZED: 6/23/95 10:13 METHOD REFERENCE: SW-846 5030/8260			QC BATCH NUMBER: 952720 TECHNICIAN: PSF				
BLANK	CALIB CHK	BATCH BLANK	<0.40								
DUP2	DUPLICATE	9506-01130-003Q		<4.00	0.00						
DUPLICATE	ANALYTICAL	9506-01130-001D	<4.00		16.00			171	200.00	85.00	
SPIKE	ANALYTICAL	9506-01130-003S	<4.00								
STANDARD	CALIB CHK	CHECK STD	21			20	105.00				
PARAMETER: Hexachlorobutadiene DETECTION LIMIT: 0.11 UNITS: ug/l				DATE/TIME ANALYZED: 6/23/95 10:13 METHOD REFERENCE: SW-846 5030/8260			QC BATCH NUMBER: 952720 TECHNICIAN: PSF				
BLANK	CALIB CHK	BATCH BLANK	<1.06								
DUP2	DUPLICATE	9506-01130-003Q		<10.6	1.00						
DUPLICATE	ANALYTICAL	9506-01130-001D	<10.6		26.00			218	200.00	109.00	
SPIKE	ANALYTICAL	9506-01130-003S	<10.6								
STANDARD	CALIB CHK	CHECK STD	23.1			20	116.00				
PARAMETER: Naphthalene DETECTION LIMIT: 0.07 UNITS: ug/l				DATE/TIME ANALYZED: 6/23/95 10:13 METHOD REFERENCE: SW-846 5030/8260			QC BATCH NUMBER: 952720 TECHNICIAN: PSF				
BLANK	CALIB CHK	BATCH BLANK	<0.68								
DUP2	DUPLICATE	9506-01130-003Q		21.9	2.00						
DUPLICATE	ANALYTICAL	9506-01130-001D	19.7		11.00			162	200.00	80.00	
SPIKE	ANALYTICAL	9506-01130-003S	<6.80								
STANDARD	CALIB CHK	CHECK STD	21			20	105.00				
PARAMETER: o-Xylene DETECTION LIMIT: 0.04 UNITS: ug/l				DATE/TIME ANALYZED: 6/23/95 10:13 METHOD REFERENCE: SW-846 5030/8260			QC BATCH NUMBER: 952720 TECHNICIAN: PSF				
BLANK	CALIB CHK	BATCH BLANK	<0.40								
DUP2	DUPLICATE	9506-01130-003Q		169	1.00						
DUPLICATE	ANALYTICAL	9506-01130-001D	162		4.00			311	250.00	114.00	
SPIKE	ANALYTICAL	9506-01130-003S	26.9								
STANDARD	CALIB CHK	CHECK STD	29			25	116.00				
PARAMETER: 1,2-Dichlorobenzene DETECTION LIMIT: 0.02 UNITS: ug/l				DATE/TIME ANALYZED: 6/23/95 10:13 METHOD REFERENCE: SW-846 5030/8260			QC BATCH NUMBER: 952720 TECHNICIAN: PSF				
BLANK	CALIB CHK	BATCH BLANK	<0.17								
DUP2	DUPLICATE	9506-01130-003Q		1.73	0.00						
DUPLICATE	ANALYTICAL	9506-01130-001D	2.01		15.00			204	200.00	102.00	
SPIKE	ANALYTICAL	9506-01130-003S	<1.70								
STANDARD	CALIB CHK	CHECK STD	22			20	110.00				

STANDARD LABORATORIES, INC. 2315 Glenview Drive Evansville, IN 47720 PH (812) 424-2909 FAX (812) 424-0667

NC = Not Calculable Due To Lower Than The Detection Limit

Quality Control Acceptance Criteria:

Blanks..... Analyzed Value <= Detection Limit
 Reference Standards 100 +/- 10 Percent Recovery
 Duplicates..... 20 Percent Relative Difference, Unless Values Are Below Detection Limits
 Spikes..... 100 +/- 25 Percent Recovery

Note: Data Reported In QA Report May Be Lower Than Value On Sample Data Page Due To Dilution Of Sample Into Analytical Range

QUALITY ASSURANCE REPORT

Report Dated: 6/29/95

Page 11

JOB NUMBER: 9506-01130

CUSTOMER: Standard Laboratories, Inc. 55 ATTN: Scott Robbins

ANALYSIS				DUPLICATES		REFERENCE STANDARDS		MATRIX SPIKES		
ANALYSIS TYPE	ANALYSIS SUB-TYPE	ANALYSIS I.D.	ANALYZED VALUE (A)	DUPLICATE VALUE (B)	RPD	TRUE VALUE	PERCENT RECOVERY	ORIGINAL VALUE	SPIKE ADDED	PERCENT RECOVERY
PARAMETER: 1,2-Dibromo-3-chloropropane DETECTION LIMIT: 0.26 UNITS: ug/l				DATE/TIME ANALYZED: 6/23/95 10:13 METHOD REFERENCE: SW-846 5030/8260		QC BATCH NUMBER: 952720 TECHNICIAN: PSF				
BLANK	CALIB CHK	BATCH BLANK	<2.57							
DUP2	DUPLICATE	9506-01130-003Q		<25.7	2.00					
DUPLICATE	ANALYTICAL	9506-01130-001D			46.00					
SPIKE	ANALYTICAL	9506-01130-003S	<25.7					125	200.00	62.00
STANDARD	CALIB CHK	CHECK STD	17.0			20	85.00			
PARAMETER: 1,2,3-Trichloropropane DETECTION LIMIT: 0.19 UNITS: ug/l				DATE/TIME ANALYZED: 6/23/95 10:13 METHOD REFERENCE: SW-846 5030/8260		QC BATCH NUMBER: 952720 TECHNICIAN: PSF				
BLANK	CALIB CHK	BATCH BLANK	<1.88							
DUP2	DUPLICATE	9506-01130-003Q		<18.8	2.00					
DUPLICATE	ANALYTICAL	9506-01130-001D			4.00					
SPIKE	ANALYTICAL	9506-01130-003S	<18.8					171	200.00	85.00
STANDARD	CALIB CHK	CHECK STD	21.1			20	106.00			
PARAMETER: Ethyl Methacrylate DETECTION LIMIT: 0.02 UNITS: ug/l				DATE/TIME ANALYZED: 6/23/95 10:13 METHOD REFERENCE: SW-846 5030/8260		QC BATCH NUMBER: 952720 TECHNICIAN: PSF				
BLANK	CALIB CHK	BATCH BLANK	<0.18							
DUP2	DUPLICATE	9506-01130-003Q		<1.80	1.00					
DUPLICATE	ANALYTICAL	9506-01130-001D			165.00					
SPIKE	ANALYTICAL	9506-01130-003S	<1.80					162	200.00	81.00
STANDARD	CALIB CHK	CHECK STD	19			20	95.00			
PARAMETER: m,p-Xylene DETECTION LIMIT: 0.06 UNITS: ug/l				DATE/TIME ANALYZED: 6/23/95 10:13 METHOD REFERENCE: SW-846 5030/8260		QC BATCH NUMBER: 952720 TECHNICIAN: PSF				
BLANK	CALIB CHK	BATCH BLANK	<0.58							
DUP2	DUPLICATE	9506-01130-003Q		445	1.00					
DUPLICATE	ANALYTICAL	9506-01130-001D	429		4.00					
SPIKE	ANALYTICAL	9506-01130-003S	64.7					496	370.00	117.00
STANDARD	CALIB CHK	CHECK STD	44			37	119.00			
PARAMETER: Bromofluorobenzene DETECTION LIMIT: UNITS:				DATE/TIME ANALYZED: 6/23/95 10:13 METHOD REFERENCE:		QC BATCH NUMBER: 952720 TECHNICIAN: PSF				
DUP2	DUPLICATE	9506-01130-003Q			0.00					
SURROGATE	ANALYTICAL	BATCH BLANK					95.00			
SURROGATE	ANALYTICAL	CHECK STD					94.00			
SURROGATE	ANALYTICAL	9506-01130-001					95.00			
SURROGATE	ANALYTICAL	9506-01130-001D					94.00			
SURROGATE	ANALYTICAL	9506-01130-002					93.00			
SURROGATE	ANALYTICAL	9506-01130-003					93.00			
SURROGATE	ANALYTICAL	9506-01130-003S					94.00			
SURROGATE	ANALYTICAL	9506-01130-003Q					93.00			
PARAMETER: 1,2-Dichloroethane-d4 DETECTION LIMIT: UNITS:				DATE/TIME ANALYZED: 6/23/95 10:13 METHOD REFERENCE:		QC BATCH NUMBER: 952720 TECHNICIAN: PSF				
DUP2	DUPLICATE	9506-01130-003Q			0.00					
SURROGATE	ANALYTICAL	BATCH BLANK					96.00			
SURROGATE	ANALYTICAL	CHECK STD					98.00			

STANDARD LABORATORIES, INC. 2315 Glenview Drive Evansville, IN 47720 PH (812) 424-2909 FAX (812) 424-0667

NC = Not Calculable Due To Lower Than The Detection Limit

Quality Control Acceptance Criteria:

Blanks..... Analyzed Value <= Detection Limit
 Reference Standards 100 +/- 10 Percent Recovery
 Duplicates..... 20 Percent Relative Difference, Unless Values Are Below Detection Limits
 Spikes..... 100 +/- 25 Percent Recovery

Note: Data Reported In QA Report May Be Lower Than Value On Sample Data Page Due To Dilution Of Sample Into Analytical Range

QUALITY ASSURANCE REPORT

Report Dated: 6/29/95

Page 12

JOB NUMBER: 9506-01130

CUSTOMER: Standard Laboratories, Inc. 55 ATTN: Scott Robbins

ANALYSIS				DUPLICATES		REFERENCE STANDARDS		MATRIX SPIKES		
ANALYSIS TYPE	ANALYSIS SUB-TYPE	ANALYSIS I.D.	ANALYZED VALUE (A)	DUPLICATE VALUE (B)	RPD	TRUE VALUE	PERCENT RECOVERY	ORIGINAL VALUE	SPIKE ADDED	PERCENT RECOVERY
PARAMETER: 1,2-Dichloroethane-d4				DATE/TIME ANALYZED: 6/23/95 10:13		QC BATCH NUMBER: 952720				
DETECTION LIMIT:				METHOD REFERENCE:		TECHNICIAN: PSP				
SURROGATE	ANALYTICAL	9506-01130-001					95.00			
SURROGATE	ANALYTICAL	9506-01130-001D					92.00			
SURROGATE	ANALYTICAL	9506-01130-002					90.00			
SURROGATE	ANALYTICAL	9506-01130-003					89.00			
SURROGATE	ANALYTICAL	9506-01130-003S					88.00			
SURROGATE	ANALYTICAL	9506-01130-003Q					88.00			
PARAMETER: Toluene-d8				DATE/TIME ANALYZED: 6/23/95 10:13		QC BATCH NUMBER: 952720				
DETECTION LIMIT:				METHOD REFERENCE:		TECHNICIAN: PSP				
DUP2	DUPLICATE	9506-01130-003Q			1.00					
SURROGATE	ANALYTICAL	BATCH BLANK					95.00			
SURROGATE	ANALYTICAL	CHECK STD					94.00			
SURROGATE	ANALYTICAL	9506-01130-001					94.00			
SURROGATE	ANALYTICAL	9506-01130-001D					93.00			
SURROGATE	ANALYTICAL	9506-01130-002					94.00			
SURROGATE	ANALYTICAL	9506-01130-003					95.00			
SURROGATE	ANALYTICAL	9506-01130-003S					96.00			
SURROGATE	ANALYTICAL	9506-01130-003Q					95.00			

STANDARD LABORATORIES, INC. 2315 Glenview Drive Evansville, IN 47720 PH (812) 424-2909 FAX (812) 424-0667

NC = Not Calculable Due To Lower Than The Detection Limit

Quality Control Acceptance Criteria:

Blanks..... Analyzed Value <= Detection Limit
 Reference Standards 100 +/- 10 Percent Recovery
 Duplicates..... 20 Percent Relative Difference, Unless Values Are Below Detection Limits
 Spikes..... 100 +/- 25 Percent Recovery

Note: Data Reported In QA Report May Be Lower Than Value On Sample Data Page Due To Dilution Of Sample Into Analytical Range



STANDARD LABORATORIES, INC.

2315 Glenview Drive, Evansville, Indiana 47720 (812) 424-2909


A N A L Y T I C A L R E P O R T

JOB NUMBER: 9506-01140
REPORT DATED: 6/30/95

FOR
Standard Laboratories, Inc. 55
Route 3 Box 540
Jacksboro, TN 37757

ATTN: Scott Robbins

RESPECTFULLY SUBMITTED,


JUDITH SNIDER, LAB MANAGER

IIT Research Institute
B-58

LABORATORY TESTS RESULTS

Report Dated: 6/30/95

Page 2

JOB NUMBER: 9506-01140

CUSTOMER: Standard Laboratories, Inc. 55 ATTN: Scott Robbins

LABORATORY I.D.: 9506-01140 -1
 DATE SAMPLED.....: 6/23/95
 TIME SAMPLED.....: 9:28
 DATE RECEIVED.....: 6/27/95
 TIME RECEIVED.....: 10:00

SAMPLE I.D.: 57325 S106230928

TEST DESCRIPTION	FINAL RESULT	DETECTION LIMIT	UNIT OF MEASURE	TEST METHOD	DATE	TECHNICIAN
Volatile Organic Compounds				SW-846 5030/8260	6/27/95	PSF
Acetone	2040	116	ug/l	SW-846 5030/8260	6/27/95	PSF
Acetonitrile	<3.50	3.50	ug/l	SW-846 5030/8260	6/27/95	PSF
Acrolein	<36.5	36.5	ug/l	SW-846 5030/8260	6/27/95	PSF
Acrylonitrile	<10.8	10.8	ug/l	SW-846 5030/8260	6/27/95	PSF
Allyl chloride	<9.40	9.40	ug/l	SW-846 5030/8260	6/27/95	PSF
Benzene	13.0	1.60	ug/l	SW-846 5030/8260	6/27/95	PSF
Bromochloromethane	<5.90	5.90	ug/l	SW-846 5030/8260	6/27/95	PSF
Bromodichloromethane	<2.80	2.80	ug/l	SW-846 5030/8260	6/27/95	PSF
Bromoform (Tribromomethane)	<2.60	2.60	ug/l	SW-846 5030/8260	6/27/95	PSF
Bromomethane	<24.9	24.9	ug/l	SW-846 5030/8260	6/27/95	PSF
2-Butanone (MEX)	<32.3	32.3	ug/l	SW-846 5030/8260	6/27/95	PSF
Carbon disulfide	<1.60	1.60	ug/l	SW-846 5030/8260	6/27/95	PSF
Carbon tetrachloride	<5.00	5.00	ug/l	SW-846 5030/8260	6/27/95	PSF
Chlorobenzene	<1.30	1.30	ug/l	SW-846 5030/8260	6/27/95	PSF
2-Chloro-1,3-Butadiene	<3.00	3.00	ug/l	SW-846 5030/8260	6/27/95	PSF
Chlorodibromomethane	<1.80	1.80	ug/l	SW-846 5030/8260	6/27/95	PSF
Chloroethane	<68.0	68.0	ug/l	SW-846 5030/8260	6/27/95	PSF
2-Chloroethylvinyl ether	<5.30	5.30	ug/l	SW-846 5030/8260	6/27/95	PSF
Chloroform	<7.40	7.40	ug/l	SW-846 5030/8260	6/27/95	PSF
Chloromethane	<6.00	6.00	ug/l	SW-846 5030/8260	6/27/95	PSF
1,2-Dibromo-3-chloropropane	<25.7	25.7	ug/l	SW-846 5030/8260	6/27/95	PSF
1,2-Dibromoethane (EDB)	<1.80	1.80	ug/l	SW-846 5030/8260	6/27/95	PSF
Dibromomethane	<2.80	2.80	ug/l	SW-846 5030/8260	6/27/95	PSF
1,2-Dichlorobenzene	<1.70	1.70	ug/l	SW-846 5030/8260	6/27/95	PSF
1,3-Dichlorobenzene	<4.30	4.30	ug/l	SW-846 5030/8260	6/27/95	PSF
1,4-Dichlorobenzene	<3.40	3.40	ug/l	SW-846 5030/8260	6/27/95	PSF
cis-1,4-Dichloro-2-butene	<8.00	8.00	ug/l	SW-846 5030/8260	6/27/95	PSF
trans-1,4-Dichloro-2-butene	<6.60	6.60	ug/l	SW-846 5030/8260	6/27/95	PSF
Dichlorodifluoromethane	<7.00	7.00	ug/l	SW-846 5030/8260	6/27/95	PSF
1,1-Dichloroethane	118	1.60	ug/l	SW-846 5030/8260	6/27/95	PSF
1,2-Dichloroethane	9.23	3.80	ug/l	SW-846 5030/8260	6/27/95	PSF
1,1-Dichloroethene	36.6	4.30	ug/l	SW-846 5030/8260	6/27/95	PSF
trans-1,2-Dichloroethene	<3.90	3.90	ug/l	SW-846 5030/8260	6/27/95	PSF

STANDARD LABORATORIES, INC. 2315 Glenview Drive Evansville, IN 47720 PH (812) 424-2909 FAX (812) 424-0667

LABORATORY TESTS RESULTS

Report Dated: 6/30/95

Page 3

JOB NUMBER: 9506-01140

CUSTOMER: Standard Laboratories, Inc. 55 ATTN: Scott Robbins

LABORATORY I.D.: 9506-01140 -1
 DATE SAMPLED.....: 6/23/95
 TIME SAMPLED.....: 9:28
 DATE RECEIVED.....: 6/27/95
 TIME RECEIVED.....: 10:00

SAMPLE I.D.: 57325 S106230928

TEST DESCRIPTION	FINAL RESULT	DETECTION LIMIT	UNIT OF MEASURE	TEST METHOD	DATE	TECHNICIAN
1,2-Dichloropropane	<3.50	3.50	ug/l	SW-846 5030/8260	6/27/95	PSF
cis-1,3-Dichloropropene	<3.90	3.90	ug/l	SW-846 5030/8260	6/27/95	PSF
trans-1,3-Dichloropropene	<4.30	4.30	ug/l	SW-846 5030/8260	6/27/95	PSF
Ethylbenzene	41.5	3.60	ug/l	SW-846 5030/8260	6/27/95	PSF
Ethyl Methacrylate	<1.80	1.80	ug/l	SW-846 5030/8260	6/27/95	PSF
Hexachlorobutadiene	<10.6	10.6	ug/l	SW-846 5030/8260	6/27/95	PSF
Hexachloroethane	<2.40	2.40	ug/l	SW-846 5030/8260	6/27/95	PSF
2-Hexanone	<10.9	10.9	ug/l	SW-846 5030/8260	6/27/95	PSF
Iodomethane	<4.30	4.30	ug/l	SW-846 5030/8260	6/27/95	PSF
Isobutyl alcohol	2.06	1.00	ug/l	SW-846 5030/8260	6/27/95	PSF
Methylene chloride	340	98.4	ug/l	SW-846 5030/8260	6/27/95	PSF
Methyl methacrylate	<4.00	4.00	ug/l	SW-846 5030/8260	6/27/95	PSF
4-Methyl-2-pentanone	13.0	10.0	ug/l	SW-846 5030/8260	6/27/95	PSF
Naphthalene	<6.80	6.80	ug/l	SW-846 5030/8260	6/27/95	PSF
Pentachloroethane	<1.50	1.50	ug/l	SW-846 5030/8260	6/27/95	PSF
Propionitrile	<6.80	6.80	ug/l	SW-846 5030/8260	6/27/95	PSF
Styrene	2.31	1.30	ug/l	SW-846 5030/8260	6/27/95	PSF
1,1,1,2-Tetrachloroethane	<3.80	3.80	ug/l	SW-846 5030/8260	6/27/95	PSF
1,1,2,2-Tetrachloroethane	2.88	2.80	ug/l	SW-846 5030/8260	6/27/95	PSF
Tetrachloroethene	40.6	5.20	ug/l	SW-846 5030/8260	6/27/95	PSF
Toluene	260	3.10	ug/l	SW-846 5030/8260	6/27/95	PSF
1,2,4-Trichlorobenzene	<7.90	7.90	ug/l	SW-846 5030/8260	6/27/95	PSF
1,1,1-Trichloroethane	523	3.60	ug/l	SW-846 5030/8260	6/27/95	PSF
1,1,2-Trichloroethane	37.0	2.20	ug/l	SW-846 5030/8260	6/27/95	PSF
Trichloroethane	197	3.80	ug/l	SW-846 5030/8260	6/27/95	PSF
Trichlorofluoromethane	<2.60	2.60	ug/l	SW-846 5030/8260	6/27/95	PSF
1,2,3-Trichloropropane	<18.8	18.8	ug/l	SW-846 5030/8260	6/27/95	PSF
Vinyl acetate	<1.50	1.50	ug/l	SW-846 5030/8260	6/27/95	PSF
Vinyl Chloride	<5.10	5.10	ug/l	SW-846 5030/8260	6/27/95	PSF
o-Xylene	50.1	4.00	ug/l	SW-846 5030/8260	6/27/95	PSF
m+p-Xylene	130	5.80	ug/l	SW-846 5030/8260	6/27/95	PSF

STANDARD LABORATORIES, INC. 2315 Glenview Drive Evansville, IN 47720 PH (812) 424-2909 FAX (812) 424-0667

LABORATORY TESTS RESULTS

Report Dated: 6/30/95

Page 4

JOB NUMBER: 9506-01140

CUSTOMER: Standard Laboratories, Inc. 55 ATTN: Scott Robbins

LABORATORY I.D.: 9506-01140 -2
 DATE SAMPLED.....: 6/24/95
 TIME SAMPLED.....: 9:17
 DATE RECEIVED.....: 6/27/95
 TIME RECEIVED.....: 10:00

SAMPLE I.D.: 57326 S106240917

TEST DESCRIPTION	FINAL RESULT	DETECTION LIMIT	UNIT OF MEASURE	TEST METHOD	DATE	TECHNICIAN
Volatile Organic Compounds				SW-846 5030/8260	6/27/95	PSF
Acetone	3060	116	ug/l	SW-846 5030/8260	6/27/95	PSF
Acetonitrile	<3.50	3.50	ug/l	SW-846 5030/8260	6/27/95	PSF
Acrolein	<36.5	36.5	ug/l	SW-846 5030/8260	6/27/95	PSF
Acrylonitrile	<10.8	10.8	ug/l	SW-846 5030/8260	6/27/95	PSF
Allyl chloride	<9.40	9.40	ug/l	SW-846 5030/8260	6/27/95	PSF
Benzene	9.63	1.60	ug/l	SW-846 5030/8260	6/27/95	PSF
Bromochloromethane	<5.90	5.90	ug/l	SW-846 5030/8260	6/27/95	PSF
Bromodichloromethane	<2.80	2.80	ug/l	SW-846 5030/8260	6/27/95	PSF
Bromoform (Tribromomethane)	<2.60	2.60	ug/l	SW-846 5030/8260	6/27/95	PSF
Bromomethane	<24.9	24.9	ug/l	SW-846 5030/8260	6/27/95	PSF
2-Butanone (MEK)	44.1	32.3	ug/l	SW-846 5030/8260	6/27/95	PSF
Carbon disulfide	<1.60	1.60	ug/l	SW-846 5030/8260	6/27/95	PSF
Carbon tetrachloride	<5.00	5.00	ug/l	SW-846 5030/8260	6/27/95	PSF
Chlorobenzene	<1.30	1.30	ug/l	SW-846 5030/8260	6/27/95	PSF
2-Chloro-1,3-Butadiene	<3.00	3.00	ug/l	SW-846 5030/8260	6/27/95	PSF
Chlorodibromomethane	<1.80	1.80	ug/l	SW-846 5030/8260	6/27/95	PSF
Chloroethane	<68.0	68.0	ug/l	SW-846 5030/8260	6/27/95	PSF
2-Chloroethylvinyl ether	<5.30	5.30	ug/l	SW-846 5030/8260	6/27/95	PSF
Chloroform	<7.40	7.40	ug/l	SW-846 5030/8260	6/27/95	PSF
Chloromethane	<6.00	6.00	ug/l	SW-846 5030/8260	6/27/95	PSF
1,2-Dibromo-3-chloropropane	<25.7	25.7	ug/l	SW-846 5030/8260	6/27/95	PSF
1,2-Dibromoethane (EDB)	<1.80	1.80	ug/l	SW-846 5030/8260	6/27/95	PSF
Dibromomethane	<2.80	2.80	ug/l	SW-846 5030/8260	6/27/95	PSF
1,2-Dichlorobenzene	<1.70	1.70	ug/l	SW-846 5030/8260	6/27/95	PSF
1,3-Dichlorobenzene	<4.30	4.30	ug/l	SW-846 5030/8260	6/27/95	PSF
1,4-Dichlorobenzene	<3.40	3.40	ug/l	SW-846 5030/8260	6/27/95	PSF
cis-1,4-Dichloro-2-butene	<8.00	8.00	ug/l	SW-846 5030/8260	6/27/95	PSF
trans-1,4-Dichloro-2-butene	<6.60	6.60	ug/l	SW-846 5030/8260	6/27/95	PSF
Dichlorodifluoromethane	<7.00	7.00	ug/l	SW-846 5030/8260	6/27/95	PSF
1,1-Dichloroethane	91.2	1.60	ug/l	SW-846 5030/8260	6/27/95	PSF
1,2-Dichloroethane	<3.80	3.80	ug/l	SW-846 5030/8260	6/27/95	PSF
1,1-Dichloroethene	322	4.30	ug/l	SW-846 5030/8260	6/27/95	PSF
trans-1,2-Dichloroethane	<3.90	3.90	ug/l	SW-846 5030/8260	6/27/95	PSF

STANDARD LABORATORIES, INC. 2315 Glenview Drive Evansville, IN 47720 PH (812) 424-2909 FAX (812) 424-0667

LABORATORY TESTS RESULTS

Report Dated: 6/30/95

Page 5

JOB NUMBER: 9506-01140

CUSTOMER: Standard Laboratories, Inc. 55 ATTN: Scott Robbins

LABORATORY I.D.: 9506-01140 -2
 DATE SAMPLED: 6/24/95
 TIME SAMPLED: 9:17
 DATE RECEIVED: 6/27/95
 TIME RECEIVED: 10:00

SAMPLE I.D.: 57326 S106240917

TEST DESCRIPTION	FINAL RESULT	DETECTION LIMIT	UNIT OF MEASURE	TEST METHOD	DATE	TECHNICIAN
1,2-Dichloropropane	<3.50	3.50	ug/l	SW-846 5030/8260	6/27/95	PSF
cis-1,3-Dichloropropene	<3.90	3.90	ug/l	SW-846 5030/8260	6/27/95	PSF
trans-1,3-Dichloropropene	<4.30	4.30	ug/l	SW-846 5030/8260	6/27/95	PSF
Ethylbenzene	21.2	3.60	ug/l	SW-846 5030/8260	6/27/95	PSF
Ethyl Methacrylate	<1.80	1.80	ug/l	SW-846 5030/8260	6/27/95	PSF
Hexachlorobutadiene	<10.6	10.6	ug/l	SW-846 5030/8260	6/27/95	PSF
Hexachloroethane	<2.40	2.40	ug/l	SW-846 5030/8260	6/27/95	PSF
2-Hexanone	<10.9	10.9	ug/l	SW-846 5030/8260	6/27/95	PSF
Iodomethane	<4.30	4.30	ug/l	SW-846 5030/8260	6/27/95	PSF
Isobutyl alcohol	<1.00	1.00	ug/l	SW-846 5030/8260	6/27/95	PSF
Methylene chloride	918	98.4	ug/l	SW-846 5030/8260	6/27/95	PSF
Methyl methacrylate	<4.00	4.00	ug/l	SW-846 5030/8260	6/27/95	PSF
4-Methyl-2-pentanone	<10.0	10.0	ug/l	SW-846 5030/8260	6/27/95	PSF
Naphthalene	<6.80	6.80	ug/l	SW-846 5030/8260	6/27/95	PSF
Pentachloroethane	<1.50	1.50	ug/l	SW-846 5030/8260	6/27/95	PSF
Propionitrile	<6.80	6.80	ug/l	SW-846 5030/8260	6/27/95	PSF
Styrene	<1.30	1.30	ug/l	SW-846 5030/8260	6/27/95	PSF
1,1,1,2-Tetrachloroethane	<3.80	3.80	ug/l	SW-846 5030/8260	6/27/95	PSF
1,1,2,2-Tetrachloroethane	<2.80	2.80	ug/l	SW-846 5030/8260	6/27/95	PSF
Tetrachloroethene	48.1	5.20	ug/l	SW-846 5030/8260	6/27/95	PSF
Toluene	157	3.10	ug/l	SW-846 5030/8260	6/27/95	PSF
1,2,4-Trichlorobenzene	<7.90	7.90	ug/l	SW-846 5030/8260	6/27/95	PSF
1,1,1-Trichloroethane	860	3.60	ug/l	SW-846 5030/8260	6/27/95	PSF
1,1,2-Trichloroethane	5.59	2.20	ug/l	SW-846 5030/8260	6/27/95	PSF
Trichloroethene	187	3.80	ug/l	SW-846 5030/8260	6/27/95	PSF
Trichlorofluoromethane	<2.60	2.60	ug/l	SW-846 5030/8260	6/27/95	PSF
1,2,3-Trichloropropane	<18.8	18.8	ug/l	SW-846 5030/8260	6/27/95	PSF
Vinyl acetate	<1.50	1.50	ug/l	SW-846 5030/8260	6/27/95	PSF
Vinyl Chloride	<5.10	5.10	ug/l	SW-846 5030/8260	6/27/95	PSF
o-Xylene	16.5	4.00	ug/l	SW-846 5030/8260	6/27/95	PSF
m+p-Xylene	61.3	5.80	ug/l	SW-846 5030/8260	6/27/95	PSF

STANDARD LABORATORIES, INC. 2315 Glenview Drive Evansville, IN 47720 PH (812) 424-2909 FAX (812) 424-0667

LABORATORY TESTS RESULTS

Report Dated: 6/30/95

Page 6

JOB NUMBER: 9506-01140

CUSTOMER: Standard Laboratories, Inc. 55 ATTN: Scott Robbins

LABORATORY I.D.: 9506-01140 -3
 DATE SAMPLED: 6/23/95
 TIME SAMPLED: 8:55
 DATE RECEIVED: 6/27/95
 TIME RECEIVED: 10:00

SAMPLE I.D.: 57327 S106250855

TEST DESCRIPTION	FINAL RESULT	DETECTION LIMIT	UNIT OF MEASURE	TEST METHOD	DATE	TECHNICIAN
Volatile Organic Compounds				SW-846 5030/8260	6/27/95	PSF
Acetone	3810	116	ug/l	SW-846 5030/8260	6/27/95	PSF
Acetonitrile	<3.50	3.50	ug/l	SW-846 5030/8260	6/27/95	PSF
Acrolein	<36.5	36.5	ug/l	SW-846 5030/8260	6/27/95	PSF
Acrylonitrile	<10.8	10.8	ug/l	SW-846 5030/8260	6/27/95	PSF
Allyl chloride	<9.40	9.40	ug/l	SW-846 5030/8260	6/27/95	PSF
Benzene	11.5	1.60	ug/l	SW-846 5030/8260	6/27/95	PSF
Bromochloromethane	<5.90	5.90	ug/l	SW-846 5030/8260	6/27/95	PSF
Bromodichloromethane	<2.80	2.80	ug/l	SW-846 5030/8260	6/27/95	PSF
Bromoform (Tribromomethane)	<2.60	2.60	ug/l	SW-846 5030/8260	6/27/95	PSF
Bromomethane	<24.9	24.9	ug/l	SW-846 5030/8260	6/27/95	PSF
2-Butanone (MEK)	70.7	32.3	ug/l	SW-846 5030/8260	6/27/95	PSF
Carbon disulfide	<1.60	1.60	ug/l	SW-846 5030/8260	6/27/95	PSF
Carbon tetrachloride	<5.00	5.00	ug/l	SW-846 5030/8260	6/27/95	PSF
Chlorobenzene	<1.30	1.30	ug/l	SW-846 5030/8260	6/27/95	PSF
2-Chloro-1,3-Butadiene	<3.00	3.00	ug/l	SW-846 5030/8260	6/27/95	PSF
Chlorodibromomethane	<1.80	1.80	ug/l	SW-846 5030/8260	6/27/95	PSF
Chloroethane	<68.0	68.0	ug/l	SW-846 5030/8260	6/27/95	PSF
2-Chloroethylvinyl ether	<5.30	5.30	ug/l	SW-846 5030/8260	6/27/95	PSF
Chloroform	<7.40	7.40	ug/l	SW-846 5030/8260	6/27/95	PSF
Chloromethane	<6.00	6.00	ug/l	SW-846 5030/8260	6/27/95	PSF
1,2-Dibromo-3-chloropropane	<25.7	25.7	ug/l	SW-846 5030/8260	6/27/95	PSF
1,2-Dibromoethane (EDB)	<1.80	1.80	ug/l	SW-846 5030/8260	6/27/95	PSF
Dibromomethane	<2.80	2.80	ug/l	SW-846 5030/8260	6/27/95	PSF
1,2-Dichlorobenzene	<1.70	1.70	ug/l	SW-846 5030/8260	6/27/95	PSF
1,3-Dichlorobenzene	<4.30	4.30	ug/l	SW-846 5030/8260	6/27/95	PSF
1,4-Dichlorobenzene	<3.40	3.40	ug/l	SW-846 5030/8260	6/27/95	PSF
cis-1,4-Dichloro-2-butene	<8.00	8.00	ug/l	SW-846 5030/8260	6/27/95	PSF
trans-1,4-Dichloro-2-butene	6.68	6.60	ug/l	SW-846 5030/8260	6/27/95	PSF
Dichlorodifluoromethane	<7.00	7.00	ug/l	SW-846 5030/8260	6/27/95	PSF
1,1-Dichloroethane	109	1.60	ug/l	SW-846 5030/8260	6/27/95	PSF
1,2-Dichloroethane	<3.80	3.80	ug/l	SW-846 5030/8260	6/27/95	PSF
1,1-Dichloroethene	124	4.30	ug/l	SW-846 5030/8260	6/27/95	PSF
trans-1,2-Dichloroethene	<3.90	3.90	ug/l	SW-846 5030/8260	6/27/95	PSF

STANDARD LABORATORIES, INC. 2315 Glenview Drive Evansville, IN 47720 PH (812) 424-2909 FAX (812) 424-0667

LABORATORY TESTS RESULTS

Report Dated: 6/30/95

Page 7

JOB NUMBER: 9506-01140

CUSTOMER: Standard Laboratories, Inc. 55 ATTN: Scott Robbins

LABORATORY I.D.: 9506-01140 -3
 DATE SAMPLED.....: 6/23/95
 TIME SAMPLED.....: 8:55
 DATE RECEIVED.....: 6/27/95
 TIME RECEIVED.....: 10:00

SAMPLE I.D.: 57327 S106250855

TEST DESCRIPTION	FINAL RESULT	DETECTION LIMIT	UNIT OF MEASURE	TEST METHOD	DATE	TECHNICIAN
1,2-Dichloropropane	<3.50	3.50	ug/l	SW-846 5030/8260	6/27/95	PSF
cis-1,3-Dichloropropene	<3.90	3.90	ug/l	SW-846 5030/8260	6/27/95	PSF
trans-1,3-Dichloropropene	<4.30	4.30	ug/l	SW-846 5030/8260	6/27/95	PSF
Ethylbenzene	27.0	3.60	ug/l	SW-846 5030/8260	6/27/95	PSF
Ethyl Methacrylate	<1.80	1.80	ug/l	SW-846 5030/8260	6/27/95	PSF
Hexachlorobutadiene	<10.6	10.6	ug/l	SW-846 5030/8260	6/27/95	PSF
Hexachloroethane	<2.40	2.40	ug/l	SW-846 5030/8260	6/27/95	PSF
2-Hexanone	<10.9	10.9	ug/l	SW-846 5030/8260	6/27/95	PSF
Iodomethane	<4.30	4.30	ug/l	SW-846 5030/8260	6/27/95	PSF
Isobutyl alcohol	<1.00	1.00	ug/l	SW-846 5030/8260	6/27/95	PSF
Methylene chloride	570	98.4	ug/l	SW-846 5030/8260	6/27/95	PSF
Methyl methacrylate	<4.00	4.00	ug/l	SW-846 5030/8260	6/27/95	PSF
4-Methyl-2-pentanone	<10.0	10.0	ug/l	SW-846 5030/8260	6/27/95	PSF
Naphthalene	<6.80	6.80	ug/l	SW-846 5030/8260	6/27/95	PSF
Pentachloroethane	<1.50	1.50	ug/l	SW-846 5030/8260	6/27/95	PSF
Propionitrile	<6.80	6.80	ug/l	SW-846 5030/8260	6/27/95	PSF
Styrene	1.43	1.30	ug/l	SW-846 5030/8260	6/27/95	PSF
1,1,1,2-Tetrachloroethane	<3.80	3.80	ug/l	SW-846 5030/8260	6/27/95	PSF
1,1,2,2-Tetrachloroethane	<2.80	2.80	ug/l	SW-846 5030/8260	6/27/95	PSF
Tetrachloroethene	59.0	5.20	ug/l	SW-846 5030/8260	6/27/95	PSF
Toluene	226	3.10	ug/l	SW-846 5030/8260	6/27/95	PSF
1,2,4-Trichlorobenzene	<7.90	7.90	ug/l	SW-846 5030/8260	6/27/95	PSF
1,1,1-Trichloroethane	885	3.60	ug/l	SW-846 5030/8260	6/27/95	PSF
1,1,2-Trichloroethane	11.3	2.20	ug/l	SW-846 5030/8260	6/27/95	PSF
Trichloroethene	190	3.80	ug/l	SW-846 5030/8260	6/27/95	PSF
Trichlorofluoromethane	<2.60	2.60	ug/l	SW-846 5030/8260	6/27/95	PSF
1,2,3-Trichloropropane	<18.8	18.8	ug/l	SW-846 5030/8260	6/27/95	PSF
Vinyl acetate	<1.50	1.50	ug/l	SW-846 5030/8260	6/27/95	PSF
Vinyl Chloride	<5.10	5.10	ug/l	SW-846 5030/8260	6/27/95	PSF
o-Xylene	23.3	4.00	ug/l	SW-846 5030/8260	6/27/95	PSF
m+p-Xylene	79.6	5.80	ug/l	SW-846 5030/8260	6/27/95	PSF

STANDARD LABORATORIES, INC. 2315 Glenview Drive Evansville, IN 47720 PH (812) 424-2909 FAX (812) 424-0667

LABORATORY TESTS RESULTS

Report Dated: 6/30/95

Page 8

JOB NUMBER: 9506-01140

CUSTOMER: Standard Laboratories, Inc. 55 AITN: Scott Robbins

LABORATORY I.D.: 9506-01140 -4
 DATE SAMPLED: 6/26/95
 TIME SAMPLED: 8:10
 DATE RECEIVED: 6/27/95
 TIME RECEIVED: 10:00

SAMPLE I.D.: 57328 S106260810

TEST DESCRIPTION	FINAL RESULT	DETECTION LIMIT	UNIT OF MEASURE	TEST METHOD	DATE	TECHNICIAN
Volatila Organic Compounds				SW-846 5030/8260	6/27/95	PSF
Acetone	4340	116	ug/l	SW-846 5030/8260	6/27/95	PSF
Acetonitrile	<3.50	3.50	ug/l	SW-846 5030/8260	6/27/95	PSF
Acrolein	<36.5	36.5	ug/l	SW-846 5030/8260	6/27/95	PSF
Acrylonitrile	<10.8	10.8	ug/l	SW-846 5030/8260	6/27/95	PSF
Allyl chloride	<9.40	9.40	ug/l	SW-846 5030/8260	6/27/95	PSF
Benzene	5.46	1.60	ug/l	SW-846 5030/8260	6/27/95	PSF
Bromochloromethane	<5.90	5.90	ug/l	SW-846 5030/8260	6/27/95	PSF
Bromodichloromethane	<2.80	2.80	ug/l	SW-846 5030/8260	6/27/95	PSF
Bromoform (Tribromomethane)	<2.60	2.60	ug/l	SW-846 5030/8260	6/27/95	PSF
Bromomethane	<24.9	24.9	ug/l	SW-846 5030/8260	6/27/95	PSF
2-Butanone (MEK)	41.2	32.3	ug/l	SW-846 5030/8260	6/27/95	PSF
Carbon disulfide	<1.60	1.60	ug/l	SW-846 5030/8260	6/27/95	PSF
Carbon tetrachloride	<5.00	5.00	ug/l	SW-846 5030/8260	6/27/95	PSF
Chlorobenzene	<1.30	1.30	ug/l	SW-846 5030/8260	6/27/95	PSF
2-Chloro-1,3-Butadiene	<3.00	3.00	ug/l	SW-846 5030/8260	6/27/95	PSF
Chlorodibromomethane	<1.80	1.80	ug/l	SW-846 5030/8260	6/27/95	PSF
Chloroethane	<68.0	68.0	ug/l	SW-846 5030/8260	6/27/95	PSF
2-Chloroethylvinyl ether	<5.30	5.30	ug/l	SW-846 5030/8260	6/27/95	PSF
Chloroform	<7.40	7.40	ug/l	SW-846 5030/8260	6/27/95	PSF
Chloromethane	<6.00	6.00	ug/l	SW-846 5030/8260	6/27/95	PSF
1,2-Dibromo-3-chloropropane	<25.7	25.7	ug/l	SW-846 5030/8260	6/27/95	PSF
1,2-Dibromoethane (EDB)	<1.80	1.80	ug/l	SW-846 5030/8260	6/27/95	PSF
Dibromomethane	<2.80	2.80	ug/l	SW-846 5030/8260	6/27/95	PSF
1,2-Dichlorobenzene	<1.70	1.70	ug/l	SW-846 5030/8260	6/27/95	PSF
1,3-Dichlorobenzene	<4.30	4.30	ug/l	SW-846 5030/8260	6/27/95	PSF
1,4-Dichlorobenzene	<3.40	3.40	ug/l	SW-846 5030/8260	6/27/95	PSF
cis-1,4-Dichloro-2-butene	<8.00	8.00	ug/l	SW-846 5030/8260	6/27/95	PSF
trans-1,4-Dichloro-2-butene	<6.60	6.60	ug/l	SW-846 5030/8260	6/27/95	PSF
Dichlorodifluoromethane	<7.00	7.00	ug/l	SW-846 5030/8260	6/27/95	PSF
1,1-Dichloroethane	44.7	1.60	ug/l	SW-846 5030/8260	6/27/95	PSF
1,2-Dichloroethane	<3.80	3.80	ug/l	SW-846 5030/8260	6/27/95	PSF
1,1-Dichloroethene	44.6	4.30	ug/l	SW-846 5030/8260	6/27/95	PSF
trans-1,2-Dichloroethane	<3.90	3.90	ug/l	SW-846 5030/8260	6/27/95	PSF

STANDARD LABORATORIES, INC. 2315 Glenview Drive Evansville, IN 47720 PH (812) 424-2909 FAX (812) 424-0667

LABORATORY TESTS RESULTS

Report Dated: 6/30/95

Page 9

JOB NUMBER: 9506-01140

CUSTOMER: Standard Laboratories, Inc. 55 ATTN: Scott Robbins

LABORATORY I.D.: 9506-01140 -4
 DATE SAMPLED: 6/25/95
 TIME SAMPLED: 8:10
 DATE RECEIVED: 6/27/95
 TIME RECEIVED: 10:00

SAMPLE I.D.: 57328 S106260810

TEST DESCRIPTION	FINAL RESULT	DETECTION LIMIT	UNIT OF MEASURE	TEST METHOD	DATE	TECHNICIAN
1,2-Dichloropropane	<3.50	3.50	ug/l	SW-846 5030/8260	6/27/95	PSF
cis-1,3-Dichloropropene	<3.90	3.90	ug/l	SW-846 5030/8260	6/27/95	PSF
trans-1,3-Dichloropropene	<4.30	4.30	ug/l	SW-846 5030/8260	6/27/95	PSF
Ethylbenzene	4.34	3.60	ug/l	SW-846 5030/8260	6/27/95	PSF
Ethyl Methacrylate	<1.80	1.80	ug/l	SW-846 5030/8260	6/27/95	PSF
Hexachlorobutadiene	<10.6	10.6	ug/l	SW-846 5030/8260	6/27/95	PSF
Hexachloroethane	<2.40	2.40	ug/l	SW-846 5030/8260	6/27/95	PSF
2-Hexanone	<10.9	10.9	ug/l	SW-846 5030/8260	6/27/95	PSF
Iodomethane	<4.30	4.30	ug/l	SW-846 5030/8260	6/27/95	PSF
Isobutyl alcohol	5.64	1.00	ug/l	SW-846 5030/8260	6/27/95	PSF
Methylene chloride	443	98.4	ug/l	SW-846 5030/8260	6/27/95	PSF
Methyl methacrylate	<4.00	4.00	ug/l	SW-846 5030/8260	6/27/95	PSF
4-Methyl-2-pentanone	<10.0	10.0	ug/l	SW-846 5030/8260	6/27/95	PSF
Naphthalene	<6.80	6.80	ug/l	SW-846 5030/8260	6/27/95	PSF
Pentachloroethane	<1.50	1.50	ug/l	SW-846 5030/8260	6/27/95	PSF
Propionitrile	<6.80	6.80	ug/l	SW-846 5030/8260	6/27/95	PSF
Styrene	<1.30	1.30	ug/l	SW-846 5030/8260	6/27/95	PSF
1,1,1,2-Tetrachloroethane	<3.80	3.80	ug/l	SW-846 5030/8260	6/27/95	PSF
1,1,2,2-Tetrachloroethane	<2.80	2.80	ug/l	SW-846 5030/8260	6/27/95	PSF
Tetrachloroethene	9.89	5.20	ug/l	SW-846 5030/8260	6/27/95	PSF
Toluene	42.4	3.10	ug/l	SW-846 5030/8260	6/27/95	PSF
1,2,4-Trichlorobenzene	<7.90	7.90	ug/l	SW-846 5030/8260	6/27/95	PSF
1,1,1-Trichloroethane	165	3.60	ug/l	SW-846 5030/8260	6/27/95	PSF
1,1,2-Trichloroethane	2.50	2.20	ug/l	SW-846 5030/8260	6/27/95	PSF
Trichloroethene	43.2	3.80	ug/l	SW-846 5030/8260	6/27/95	PSF
Trichlorofluoromethane	<2.60	2.60	ug/l	SW-846 5030/8260	6/27/95	PSF
1,2,3-Trichloropropane	<18.8	18.8	ug/l	SW-846 5030/8260	6/27/95	PSF
Vinyl acetate	<1.50	1.50	ug/l	SW-846 5030/8260	6/27/95	PSF
Vinyl Chloride	<5.10	5.10	ug/l	SW-846 5030/8260	6/27/95	PSF
o-Xylene	<4.00	4.00	ug/l	SW-846 5030/8260	6/27/95	PSF
m+p-Xylene	12.6	5.80	ug/l	SW-846 5030/8260	6/27/95	PSF

STANDARD LABORATORIES, INC. 2315 Glenview Drive Evansville, IN 47720 PH (812) 424-2909 FAX (812) 424-0667

QUALITY ASSURANCE REPORT

Report Dated: 6/30/95

Page 1

JOB NUMBER: 9506-01140

CUSTOMER: Standard Laboratories, Inc. 55 ATTN: Scott Robbins

ANALYSIS				DUPLICATES		REFERENCE STANDARDS		MATRIX SPIKES		
ANALYSIS TYPE	ANALYSIS SUB-TYPE	ANALYSIS I.D.	ANALYZED VALUE (A)	DUPLICATE VALUE (B)	RPD	TRUE VALUE	PERCENT RECOVERY	ORIGINAL VALUE	SPIKE ADDED	PERCENT RECOVERY
PARAMETER: Ethylbenzene DETECTION LIMIT: 0.04 UNITS: ug/l				DATE/TIME ANALYZED: 6/27/95 10:00 METHOD REFERENCE: SW-846 5030/8260		QC BATCH NUMBER: 952756 TECHNICIAN: PSF				
BLANK	CALIB CHK	BATCH BLANK	<0.36							
DUP2	DUPLICATE	9506-01140-004Q			0.00					
DUPLICATE	ANALYTICAL	9506-01140-001D	41.6	41.5	0.00			296	260.00	112.00
SPIKE	ANALYTICAL	9506-01140-004S	4.34							
STANDARD	CALIB CHK	CHECK STD	29			26	112.00			
PARAMETER: Styrene DETECTION LIMIT: 0.01 UNITS: ug/l				DATE/TIME ANALYZED: 6/27/95 10:00 METHOD REFERENCE: SW-846 5030/8260		QC BATCH NUMBER: 952756 TECHNICIAN: PSF				
BLANK	CALIB CHK	BATCH BLANK	<0.13							
DUP2	DUPLICATE	9506-01140-004Q			0.00					
DUPLICATE	ANALYTICAL	9506-01140-001D	2.48	2.31	7.00			223	200.00	111.00
SPIKE	ANALYTICAL	9506-01140-004S	<1.30							
STANDARD	CALIB CHK	CHECK STD	23			20	115.00			
PARAMETER: cis-1,3-Dichloropropene DETECTION LIMIT: 0.04 UNITS: ug/l				DATE/TIME ANALYZED: 6/27/95 10:00 METHOD REFERENCE: SW-846 5030/8260		QC BATCH NUMBER: 952756 TECHNICIAN: PSF				
BLANK	CALIB CHK	BATCH BLANK	<0.39							
DUP2	DUPLICATE	9506-01140-004Q			0.00					
DUPLICATE	ANALYTICAL	9506-01140-001D	<3.90	<3.90	11.00			479	400.00	120.00
SPIKE	ANALYTICAL	9506-01140-004S	<3.90							
STANDARD	CALIB CHK	CHECK STD	50			40	125.00			
PARAMETER: trans-1,3-Dichloropropene DETECTION LIMIT: 0.04 UNITS: ug/l				DATE/TIME ANALYZED: 6/27/95 10:00 METHOD REFERENCE: SW-846 5030/8260		QC BATCH NUMBER: 952756 TECHNICIAN: PSF				
BLANK	CALIB CHK	BATCH BLANK	<0.43							
DUP2	DUPLICATE	9506-01140-004Q			0.00					
DUPLICATE	ANALYTICAL	9506-01140-001D	<4.30	<4.30	15.00			404	400.00	101.00
SPIKE	ANALYTICAL	9506-01140-004S	<4.30							
STANDARD	CALIB CHK	CHECK STD	43			40	108.00			
PARAMETER: 1,4-Dichlorobenzene DETECTION LIMIT: 0.03 UNITS: ug/l				DATE/TIME ANALYZED: 6/27/95 10:00 METHOD REFERENCE: SW-846 5030/8260		QC BATCH NUMBER: 952756 TECHNICIAN: PSF				
BLANK	CALIB CHK	BATCH BLANK	<0.34							
DUP2	DUPLICATE	9506-01140-004Q			1.00					
DUPLICATE	ANALYTICAL	9506-01140-001D	<3.40	<3.40	17.00			202	200.00	101.00
SPIKE	ANALYTICAL	9506-01140-004S	<3.40							
STANDARD	CALIB CHK	CHECK STD	21			20	105.00			
PARAMETER: 1,2-Dibromoethane (EDB) DETECTION LIMIT: 0.02 UNITS: ug/l				DATE/TIME ANALYZED: 6/27/95 10:00 METHOD REFERENCE: SW-846 5030/8260		QC BATCH NUMBER: 952756 TECHNICIAN: PSF				
BLANK	CALIB CHK	BATCH BLANK	<0.18							
DUP2	DUPLICATE	9506-01140-004Q			1.00					
DUPLICATE	ANALYTICAL	9506-01140-001D	<1.80	<1.80	0.00			182	200.00	91.00
SPIKE	ANALYTICAL	9506-01140-004S	<1.80							
STANDARD	CALIB CHK	CHECK STD	19			20	95.00			

STANDARD LABORATORIES, INC. 2315 Glenview Drive Evansville, IN 47720 PH (812) 424-2909 FAX (812) 424-0667

NC = Not Calculable Due To Lower Than The Detection Limit

Quality Control Acceptance Criteria:

Blanks.....	Analyzed Value <= Detection Limit
Reference Standards.....	100 +/- 10 Percent Recovery
Duplicates.....	20 Percent Relative Difference, Unless Values Are Below Detection Limits
Spikes.....	100 +/- 25 Percent Recovery

Note: Data Reported In QA Report May Be Lower Than Value On Sample Data Page Due To Dilution Of Sample Into Analytical Range

IIT Research Institute

B-67

QUALITY ASSURANCE REPORT

Report Dated: 6/30/95

Page 2

JOB NUMBER: 9506-01140

CUSTOMER: Standard Laboratories, Inc. 55 ATTN: Scott Robbins

ANALYSIS				DUPLICATES		REFERENCE STANDARDS		MATRIX SPIKES		
ANALYSIS TYPE	ANALYSIS SUB-TYPE	ANALYSIS I.D.	ANALYZED VALUE (A)	DUPLICATE VALUE (B)	RPD	TRUE VALUE	PERCENT RECOVERY	ORIGINAL VALUE	SPIKE ADDED	PERCENT RECOVERY
PARAMETER: Acrolein DETECTION LIMIT: 0.37 UNITS: ug/l				DATE/TIME ANALYZED: 6/27/95 10:00 METHOD REFERENCE: SW-846 5030/8260		QC BATCH NUMBER: 952756 TECHNICIAN: PSF				
BLANK	CALIB CHK	BATCH BLANK	<3.65							
DUP2	DUPLICATE	9506-01140-004Q			5.00					
DUPLICATE	ANALYTICAL	9506-01140-001D	<36.5	<36.5	86.00			144	200.00	72.00
SPIKE	ANALYTICAL	9506-01140-004S	<36.5							
STANDARD	CALIB CHK	CHECK STD	21.4			20	107.00			
PARAMETER: Allyl chloride DETECTION LIMIT: 0.09 UNITS: ug/l				DATE/TIME ANALYZED: 6/27/95 10:00 METHOD REFERENCE: SW-846 5030/8260		QC BATCH NUMBER: 952756 TECHNICIAN: PSF				
BLANK	CALIB CHK	BATCH BLANK	<0.94							
DUP2	DUPLICATE	9506-01140-004Q			0.00					
DUPLICATE	ANALYTICAL	9506-01140-001D	<9.40	<9.40	200.00			261	200.00	131.00
SPIKE	ANALYTICAL	9506-01140-004S	<9.40							
STANDARD	CALIB CHK	CHECK STD	21			20	105.00			
PARAMETER: 1,2-Dichloroethane DETECTION LIMIT: 0.04 UNITS: ug/l				DATE/TIME ANALYZED: 6/27/95 10:00 METHOD REFERENCE: SW-846 5030/8260		QC BATCH NUMBER: 952756 TECHNICIAN: PSF				
BLANK	CALIB CHK	BATCH BLANK	<0.38							
DUP2	DUPLICATE	9506-01140-004Q			0.00					
DUPLICATE	ANALYTICAL	9506-01140-001D	8.46	9.23	9.00			187	200.00	93.00
SPIKE	ANALYTICAL	9506-01140-004S	<3.80							
STANDARD	CALIB CHK	CHECK STD	19			20	95.00			
PARAMETER: Propionitrile DETECTION LIMIT: 0.07 UNITS: ug/l				DATE/TIME ANALYZED: 6/27/95 10:00 METHOD REFERENCE: SW-846 5030/8260		QC BATCH NUMBER: 952756 TECHNICIAN: PSF				
BLANK	CALIB CHK	BATCH BLANK	<0.68							
DUP2	DUPLICATE	9506-01140-004Q			3.00					
DUPLICATE	ANALYTICAL	9506-01140-001D	<6.80	<6.80	3.00			187	200.00	94.00
SPIKE	ANALYTICAL	9506-01140-004S	<6.80							
STANDARD	CALIB CHK	CHECK STD	18			20	90.00			
PARAMETER: Acrylonitrile DETECTION LIMIT: 0.11 UNITS: ug/l				DATE/TIME ANALYZED: 6/27/95 10:00 METHOD REFERENCE: SW-846 5030/8260		QC BATCH NUMBER: 952756 TECHNICIAN: PSF				
BLANK	CALIB CHK	BATCH BLANK	<1.08							
DUP2	DUPLICATE	9506-01140-004Q			8.00					
DUPLICATE	ANALYTICAL	9506-01140-001D	<10.8	<10.8	200.00			179	200.00	89.00
SPIKE	ANALYTICAL	9506-01140-004S	<10.8							
STANDARD	CALIB CHK	CHECK STD	20.3			20	102.00			
PARAMETER: Vinyl acetate DETECTION LIMIT: 0.02 UNITS: ug/l				DATE/TIME ANALYZED: 6/27/95 10:00 METHOD REFERENCE: SW-846 5030/8260		QC BATCH NUMBER: 952756 TECHNICIAN: PSF				
BLANK	CALIB CHK	BATCH BLANK	<0.15							
DUP2	DUPLICATE	9506-01140-004Q			0.00					
DUPLICATE	ANALYTICAL	9506-01140-001D	<1.50	<1.50	118.00			204	200.00	102.00
SPIKE	ANALYTICAL	9506-01140-004S	<1.50							
STANDARD	CALIB CHK	CHECK STD	21			20	105.00			

STANDARD LABORATORIES, INC. 2315 Glenview Drive Evansville, IN 47720 PH (812) 424-2909 FAX (812) 424-0667

NC - Not Calculable Due To Lower Than The Detection Limit

Quality Control Acceptance Criteria:

Blanks..... Analyzed Value <= Detection Limit
 Reference Standards 100 +/- 10 Percent Recovery
 Duplicates..... 20 Percent Relative Difference, Unless Values Are Below Detection Limits
 Spikes..... 100 +/- 25 Percent Recovery

Note: Data Reported In QA Report May Be Lower Than Value On Sample Data Page Due To Dilution Of Sample Into Analytical Range

QUALITY ASSURANCE REPORT

Report Dated: 6/30/95

Page 3

JOB NUMBER: 9506-01140

CUSTOMER: Standard Laboratories, Inc. 55 ATTN: Scott Robbins

ANALYSIS				DUPLICATES		REFERENCE STANDARDS		MATRIX SPIKES			
ANALYSIS TYPE	ANALYSIS SUB-TYPE	ANALYSIS I.D.	ANALYZED VALUE (A)	DUPLICATE VALUE (B)	RPD	TRUE VALUE	PERCENT RECOVERY	ORIGINAL VALUE	SPIKE ADDED	PERCENT RECOVERY	
PARAMETER: 4-Methyl-2-pentanone DETECTION LIMIT: 0.10 UNITS: ug/l				DATE/TIME ANALYZED: 6/27/95 10:00 METHOD REFERENCE: SW-846 5030/8260			QC BATCH NUMBER: 952756 TECHNICIAN: PSF				
BLANK	CALIB CHK	BATCH BLANK	<1.00								
DUP2	DUPLICATE	9506-01140-004Q			1.00						
DUPLICATE	ANALYTICAL	9506-01140-001D	11.6	13.0	11.00						
SPIKE	ANALYTICAL	9506-01140-004S	<10.0					156	200.00	78.00	
STANDARD	CALIB CHK	CHECK STD	17.2			20	86.00				
PARAMETER: Toluene DETECTION LIMIT: 0.03 UNITS: ug/l				DATE/TIME ANALYZED: 6/27/95 10:00 METHOD REFERENCE: SW-846 5030/8260			QC BATCH NUMBER: 952756 TECHNICIAN: PSF				
BLANK	CALIB CHK	BATCH BLANK	<0.31								
DUP2	DUPLICATE	9506-01140-004Q			0.00						
DUPLICATE	ANALYTICAL	9506-01140-001D	259	260	0.00						
SPIKE	ANALYTICAL	9506-01140-004S	42.4					265	200.00	111.00	
STANDARD	CALIB CHK	CHECK STD	23			20	115.00				
PARAMETER: Chlorobenzene DETECTION LIMIT: 0.1 UNITS: ug/l				DATE/TIME ANALYZED: 6/27/95 10:00 METHOD REFERENCE: SW-846 5030/8260			QC BATCH NUMBER: 952756 TECHNICIAN: PSF				
BLANK	CALIB CHK	BATCH BLANK	<0.13								
DUP2	DUPLICATE	9506-01140-004Q			1.00						
DUPLICATE	ANALYTICAL	9506-01140-001D	<1.30	<1.30	18.00						
SPIKE	ANALYTICAL	9506-01140-004S	<1.30					207	200.00	103.00	
STANDARD	CALIB CHK	CHECK STD	21			20	105.00				
PARAMETER: trans-1,4-Dichloro-2-butene DETECTION LIMIT: 0.07 UNITS: ug/l				DATE/TIME ANALYZED: 6/27/95 10:00 METHOD REFERENCE: SW-846 5030/8260			QC BATCH NUMBER: 952756 TECHNICIAN: PSF				
BLANK	CALIB CHK	BATCH BLANK	<0.66								
DUP2	DUPLICATE	9506-01140-004Q			1.00						
DUPLICATE	ANALYTICAL	9506-01140-001D	<6.60	<6.60	178.00						
SPIKE	ANALYTICAL	9506-01140-004S	<6.60					318	400.00	79.00	
STANDARD	CALIB CHK	CHECK STD	36			40	90.00				
PARAMETER: 2-Chloroethylvinyl ether DETECTION LIMIT: 0.05 UNITS: ug/l				DATE/TIME ANALYZED: 6/27/95 10:00 METHOD REFERENCE: SW-846 5030/8260			QC BATCH NUMBER: 952756 TECHNICIAN: PSF				
BLANK	CALIB CHK	BATCH BLANK	<0.53								
DUP2	DUPLICATE	9506-01140-004Q			0.00						
DUPLICATE	ANALYTICAL	9506-01140-001D	<5.30	<5.30	40.00						
SPIKE	ANALYTICAL	9506-01140-004S	<5.30					458	400.00	114.00	
STANDARD	CALIB CHK	CHECK STD	38			40	95.00				
PARAMETER: 1,2,4-Trichlorobenzene DETECTION LIMIT: 0.08 UNITS: ug/l				DATE/TIME ANALYZED: 6/27/95 10:00 METHOD REFERENCE: SW-846 5030/8260			QC BATCH NUMBER: 952756 TECHNICIAN: PSF				
BLANK	CALIB CHK	BATCH BLANK	<0.79								
DUP2	DUPLICATE	9506-01140-004Q			3.00						
DUPLICATE	ANALYTICAL	9506-01140-001D	<7.90	<7.90	18.00						
SPIKE	ANALYTICAL	9506-01140-004S	<7.90					211	200.00	105.00	
STANDARD	CALIB CHK	CHECK STD	21			20	105.00				

STANDARD LABORATORIES, INC. 2315 Glenview Drive Evansville, IN 47720 PH (812) 424-2909 FAX (812) 424-0667

NC = Not Calculable Due To Lower Than The Detection Limit

Quality Control Acceptance Criteria:

- Blanks..... Analyzed Value <= Detection Limit
- Reference Standards 100 +/- 10 Percent Recovery
- Duplicates..... 20 Percent Relative Difference. Unless Values Are Below Detection Limits
- Spikes..... 100 +/- 25 Percent Recovery

Note: Data Reported In QA Report May Be Lower Than Value On Sample Data Page Due To Dilution Of Sample Into Analytical Range

QUALITY ASSURANCE REPORT

Report Dated: 6/30/95

Page 4

JOB NUMBER: 9506-01140

CUSTOMER: Standard Laboratories, Inc. 55 ATTN: Scott Robbins

ANALYSIS				DUPLICATES		REFERENCE STANDARDS		MATRIX SPIKES			
ANALYSIS TYPE	ANALYSIS SUB-TYPE	ANALYSIS I.D.	ANALYZED VALUE (A)	DUPLICATE VALUE (B)	RPD	TRUE VALUE	PERCENT RECOVERY	ORIGINAL VALUE	SPIKE ADDED	PERCENT RECOVERY	
PARAMETER: Chlorodibromomethane DETECTION LIMIT: 0.02 UNITS: ug/l				DATE/TIME ANALYZED: 6/27/95 10:00 METHOD REFERENCE: SW-846 5030/8260				QC BATCH NUMBER: 952756 TECHNICIAN: PSF			
BLANK	CALIB CHK	BATCH BLANK	<0.18								
DUP2	DUPLICATE	9506-01140-004Q			1.00						
DUPLICATE	ANALYTICAL	9506-01140-001D	<1.80	<1.80	0.00			181	200.00	91.00	
SPIKE	ANALYTICAL	9506-01140-004S	<1.80			20	100.00				
STANDARD	CALIB CHK	CHECK STD	20								
PARAMETER: 2-Chloro-1,3-Butadiene DETECTION LIMIT: 0.03 UNITS: ug/l				DATE/TIME ANALYZED: 6/27/95 10:00 METHOD REFERENCE: SW-846 5030/8260				QC BATCH NUMBER: 952756 TECHNICIAN: PSF			
BLANK	CALIB CHK	BATCH BLANK	<0.30								
DUP2	DUPLICATE	9506-01140-004Q			2.00						
DUPLICATE	ANALYTICAL	9506-01140-001D	<3.00	<3.00	16.00			217	200.00	108.00	
SPIKE	ANALYTICAL	9506-01140-004S	<3.00			20	105.00				
STANDARD	CALIB CHK	CHECK STD	21								
PARAMETER: Tetrachloroethane DETECTION LIMIT: 0.05 UNITS: ug/l				DATE/TIME ANALYZED: 6/27/95 10:00 METHOD REFERENCE: SW-846 5030/8260				QC BATCH NUMBER: 952756 TECHNICIAN: PSF			
BLANK	CALIB CHK	BATCH BLANK	<0.52								
DUP2	DUPLICATE	9506-01140-004Q			0.00						
DUPLICATE	ANALYTICAL	9506-01140-001D	40.6	40.6	0.00			393	290.00	132.00	
SPIKE	ANALYTICAL	9506-01140-004S	9.89			29	128.00				
STANDARD	CALIB CHK	CHECK STD	37								
PARAMETER: cis-1,4-Dichloro-2-butene DETECTION LIMIT: 0.08 UNITS: ug/l				DATE/TIME ANALYZED: 6/27/95 10:00 METHOD REFERENCE: SW-846 5030/8260				QC BATCH NUMBER: 952756 TECHNICIAN: PSF			
BLANK	CALIB CHK	BATCH BLANK	<0.80								
DUP2	DUPLICATE	9506-01140-004Q			0.00						
DUPLICATE	ANALYTICAL	9506-01140-001D	<8.00	<8.00	6.00			358	400.00	89.00	
SPIKE	ANALYTICAL	9506-01140-004S	<8.00			40	100.00				
STANDARD	CALIB CHK	CHECK STD	40								
PARAMETER: trans-1,2-Dichloroethene DETECTION LIMIT: 0.04 UNITS: ug/l				DATE/TIME ANALYZED: 6/27/95 10:00 METHOD REFERENCE: SW-846 5030/8260				QC BATCH NUMBER: 952756 TECHNICIAN: PSF			
BLANK	CALIB CHK	BATCH BLANK	<0.39								
DUP2	DUPLICATE	9506-01140-004Q			1.00						
DUPLICATE	ANALYTICAL	9506-01140-001D	<3.90	<3.90	1.00			207	200.00	103.00	
SPIKE	ANALYTICAL	9506-01140-004S	<3.90			20	105.00				
STANDARD	CALIB CHK	CHECK STD	21								
PARAMETER: 1,3-Dichlorobenzene DETECTION LIMIT: 0.04 UNITS: ug/l				DATE/TIME ANALYZED: 6/27/95 10:00 METHOD REFERENCE: SW-846 5030/8260				QC BATCH NUMBER: 952756 TECHNICIAN: PSF			
BLANK	CALIB CHK	BATCH BLANK	<0.43								
DUP2	DUPLICATE	9506-01140-004Q			0.00						
DUPLICATE	ANALYTICAL	9506-01140-001D	<4.30	<4.30	26.00			206	200.00	103.00	
SPIKE	ANALYTICAL	9506-01140-004S	<4.30			20	105.00				
STANDARD	CALIB CHK	CHECK STD	21								

STANDARD LABORATORIES, INC. 2315 Glenview Drive Evansville, IN 47720 PH (812) 424-2909 FAX (812) 424-0667

NC = Not Calculable Due To Lower Than The Detection Limit

Quality Control Acceptance Criteria:

Blanks Analyzed Value <= Detection Limit
Reference Standards 100 +/- 10 Percent Recovery
Duplicates 20 Percent Relative Difference, Unless Values Are Below Detection Limits
Spikes 100 +/- 25 Percent Recovery

Note: Data Reported In QA Report May Be Lower Than Value On Sample Data Page Due To Dilution Of Sample Into Analytical Range

QUALITY ASSURANCE REPORT

Report Dated: 6/30/95

Page 5

JOB NUMBER: 9506-01140

CUSTOMER: Standard Laboratories, Inc. 55 ATTN: Scott Robbins

ANALYSIS				DUPLICATES		REFERENCE STANDARDS		MATRIX SPIKES		
ANALYSIS TYPE	ANALYSIS SUB-TYPE	ANALYSIS I.D.	ANALYZED VALUE (A)	DUPLICATE VALUE (B)	RPD	TRUE VALUE	PERCENT RECOVERY	ORIGINAL VALUE	SPIKE ADDED	PERCENT RECOVERY
PARAMETER: Carbon tetrachloride DETECTION LIMIT: 0.05 UNITS: ug/l				DATE/TIME ANALYZED: 6/27/95 10:00 METHOD REFERENCE: SW-846 5030/8260			QC BATCH NUMBER: 952756 TECHNICIAN: PSF			
BLANK	CALIB CHK	BATCH BLANK	<0.50							
DUP2	DUPLICATE	9506-01140-004Q			1.00					
DUPLICATE	ANALYTICAL	9506-01140-001D	<5.00	<5.00	18.00					
SPIKE	ANALYTICAL	9506-01140-004S	<5.00					179	200.00	89.00
STANDARD	CALIB CHK	CHECK STD	19			20	95.00			
PARAMETER: 2-Hexanone DETECTION LIMIT: 0.11 UNITS: ug/l				DATE/TIME ANALYZED: 6/27/95 10:00 METHOD REFERENCE: SW-846 5030/8260			QC BATCH NUMBER: 952756 TECHNICIAN: PSF			
BLANK	CALIB CHK	BATCH BLANK	<1.09							
DUP2	DUPLICATE	9506-01140-004Q			6.00					
DUPLICATE	ANALYTICAL	9506-01140-001D	<10.9	<10.9	4.00					
SPIKE	ANALYTICAL	9506-01140-004S	<10.9					150	200.00	74.00
STANDARD	CALIB CHK	CHECK STD	16.7			20	84.00			
PARAMETER: 1,1,1,2-Tetrachloroethane DETECTION LIMIT: 0.04 UNITS: ug/l				DATE/TIME ANALYZED: 6/27/95 10:00 METHOD REFERENCE: SW-846 5030/8260			QC BATCH NUMBER: 952756 TECHNICIAN: PSF			
BLANK	CALIB CHK	BATCH BLANK	<0.38							
DUP2	DUPLICATE	9506-01140-004Q			2.00					
DUPLICATE	ANALYTICAL	9506-01140-001D	<3.80	<3.80	4.00					
SPIKE	ANALYTICAL	9506-01140-004S	<3.80					188	200.00	94.00
STANDARD	CALIB CHK	CHECK STD	20			20	100.00			
PARAMETER: Acetone DETECTION LIMIT: 1.17 UNITS: ug/l				DATE/TIME ANALYZED: 6/27/95 10:00 METHOD REFERENCE: SW-846 5030/8260			QC BATCH NUMBER: 952756 TECHNICIAN: PSF			
BLANK	CALIB CHK	BATCH BLANK	<11.6							
DUP2	DUPLICATE	9506-01140-004Q			3.00					
DUPLICATE	ANALYTICAL	9506-01140-001D	2010	2040	1.00					
SPIKE	ANALYTICAL	9506-01140-004S	4340					4210	200.00	65.00
STANDARD	CALIB CHK	CHECK STD	20.8			20	104.00			
PARAMETER: Chloroform DETECTION LIMIT: 0.07 UNITS: ug/l				DATE/TIME ANALYZED: 6/27/95 10:00 METHOD REFERENCE: SW-846 5030/8260			QC BATCH NUMBER: 952756 TECHNICIAN: PSF			
BLANK	CALIB CHK	BATCH BLANK	<0.74							
DUP2	DUPLICATE	9506-01140-004Q			1.00					
DUPLICATE	ANALYTICAL	9506-01140-001D	<7.40	<7.40	1.00					
SPIKE	ANALYTICAL	9506-01140-004S	<7.40					197	200.00	96.00
STANDARD	CALIB CHK	CHECK STD	20			20	100.00			
PARAMETER: Hexachloroethane DETECTION LIMIT: 0.02 UNITS: ug/l				DATE/TIME ANALYZED: 6/27/95 10:00 METHOD REFERENCE: SW-846 5030/8260			QC BATCH NUMBER: 952756 TECHNICIAN: PSF			
BLANK	CALIB CHK	BATCH BLANK	<0.24							
DUP2	DUPLICATE	9506-01140-004Q			2.00					
DUPLICATE	ANALYTICAL	9506-01140-001D	<2.40	<2.40	200.00					
SPIKE	ANALYTICAL	9506-01140-004S	<2.40					174	200.00	87.00
STANDARD	CALIB CHK	CHECK STD	18			20	90.00			

STANDARD LABORATORIES, INC. 2315 Glenview Drive Evansville, IN 47720 PH (812) 424-2909 FAX (812) 424-0667

NC = Not Calculable Due To Lower Than The Detection Limit

Quality Control Acceptance Criteria:

Blanks..... Analyzed Value <= Detection Limit
 Reference Standards 100 +/- 10 Percent Recovery
 Duplicates..... 20 Percent Relative Difference, Unless Values Are Below Detection Limits
 Spikes..... 100 +/- 25 Percent Recovery

Note: Data Reported In QA Report May Be Lower Than Value On Sample Data Page Due To Dilution Of Sample Into Analytical Range

QUALITY ASSURANCE REPORT

Report Dated: 6/30/95

Page 6

JOB NUMBER: 9506-01140

CUSTOMER: Standard Laboratories, Inc. 55 ATTN: Scott Robbins

ANALYSIS				DUPLICATES		REFERENCE STANDARDS		MATRIX SPIKES			
ANALYSIS TYPE	ANALYSIS SUB-TYPE	ANALYSIS I.D.	ANALYZED VALUE (A)	DUPLICATE VALUE (B)	RPD	TRUE VALUE	PERCENT RECOVERY	ORIGINAL VALUE	SPIKE ADDED	PERCENT RECOVERY	
PARAMETER: Benzene DETECTION LIMIT: 0.02 UNITS: ug/l				DATE/TIME ANALYZED: 6/27/95 10:00 METHOD REFERENCE: SW-846 5030/8260				QC BATCH NUMBER: 952756 TECHNICIAN: PSF			
BLANK	CALIB CHK	BATCH BLANK	<0.16								
DUP2	DUPLICATE	9506-01140-004Q			1.00						
DUPLICATE	ANALYTICAL	9506-01140-001D	13.0	13.0	0.00						
SPIKE	ANALYTICAL	9506-01140-004S	5.46					215	200.00	105.00	
STANDARD	CALIB CHK	CHECK STD	22			20	110.00				
PARAMETER: 1,1,1-Trichloroethane DETECTION LIMIT: 0.04 UNITS: ug/l				DATE/TIME ANALYZED: 6/27/95 10:00 METHOD REFERENCE: SW-846 5030/8260				QC BATCH NUMBER: 952756 TECHNICIAN: PSF			
BLANK	CALIB CHK	BATCH BLANK	<0.36								
DUP2	DUPLICATE	9506-01140-004Q			4.00						
DUPLICATE	ANALYTICAL	9506-01140-001D	511	523	2.00						
SPIKE	ANALYTICAL	9506-01140-004S	165					341	200.00	88.00	
STANDARD	CALIB CHK	CHECK STD	19			20	95.00				
PARAMETER: Bromomethane DETECTION LIMIT: 0.25 UNITS: ug/l				DATE/TIME ANALYZED: 6/27/95 10:00 METHOD REFERENCE: SW-846 5030/8260				QC BATCH NUMBER: 952756 TECHNICIAN: PSF			
BLANK	CALIB CHK	BATCH BLANK	<2.49								
DUP2	DUPLICATE	9506-01140-004Q			7.00						
DUPLICATE	ANALYTICAL	9506-01140-001D	<24.9	<24.9	75.00						
SPIKE	ANALYTICAL	9506-01140-004S	<24.9					155	200.00	76.00	
STANDARD	CALIB CHK	CHECK STD	16.3			20	82.00				
PARAMETER: Chloromethane DETECTION LIMIT: 0.06 UNITS: ug/l				DATE/TIME ANALYZED: 6/27/95 10:00 METHOD REFERENCE: SW-846 5030/8260				QC BATCH NUMBER: 952756 TECHNICIAN: PSF			
BLANK	CALIB CHK	BATCH BLANK	<0.60								
DUP2	DUPLICATE	9506-01140-004Q			20.00						
DUPLICATE	ANALYTICAL	9506-01140-001D	<6.00	<6.00	3.00						
SPIKE	ANALYTICAL	9506-01140-004S	<6.00					202	200.00	100.00	
STANDARD	CALIB CHK	CHECK STD	19			20	95.00				
PARAMETER: Iodomethane DETECTION LIMIT: 0.04 UNITS: ug/l				DATE/TIME ANALYZED: 6/27/95 10:00 METHOD REFERENCE: SW-846 5030/8260				QC BATCH NUMBER: 952756 TECHNICIAN: PSF			
BLANK	CALIB CHK	BATCH BLANK	<0.43								
DUP2	DUPLICATE	9506-01140-004Q			40.00						
DUPLICATE	ANALYTICAL	9506-01140-001D	<4.30	<4.30	75.00						
SPIKE	ANALYTICAL	9506-01140-004S	<4.30					277	200.00	138.00	
STANDARD	CALIB CHK	CHECK STD	33			20	165.00				
PARAMETER: Dibromomethane DETECTION LIMIT: 0.03 UNITS: ug/l				DATE/TIME ANALYZED: 6/27/95 10:00 METHOD REFERENCE: SW-846 5030/8260				QC BATCH NUMBER: 952756 TECHNICIAN: PSF			
BLANK	CALIB CHK	BATCH BLANK	<0.28								
DUP2	DUPLICATE	9506-01140-004Q			1.00						
DUPLICATE	ANALYTICAL	9506-01140-001D	<2.80	<2.80	0.00						
SPIKE	ANALYTICAL	9506-01140-004S	<2.80					195	200.00	98.00	
STANDARD	CALIB CHK	CHECK STD	21			20	105.00				

STANDARD LABORATORIES, INC. 2315 Glenview Drive Evansville, IN 47720 PH (812) 424-2909 FAX (812) 424-0667

NC = Not Calculable Due To Lower Than The Detection Limit

Quality Control Acceptance Criteria:

Blanks..... Analyzed Value <= Detection Limit
 Reference Standards 100 +/- 10 Percent Recovery
 Duplicates..... 20 Percent Relative Difference, Unless Values Are Below Detection Limits
 Spikes..... 100 +/- 25 Percent Recovery

Note: Data Reported In QA Report May Be Lower Than Value On Sample Data Page Due To Dilution Of Sample Into Analytical Range

QUALITY ASSURANCE REPORT

Report Dated: 6/30/95

Page 7

JOB NUMBER: 9506-01140

CUSTOMER: Standard Laboratories, Inc. 55 ATTN: Scott Robbins

ANALYSIS				DUPLICATES		REFERENCE STANDARDS		MATRIX SPIKES		
ANALYSIS TYPE	ANALYSIS SUB-TYPE	ANALYSIS I.D.	ANALYZED VALUE (A)	DUPLICATE VALUE (B)	RPD	TRUE VALUE	PERCENT RECOVERY	ORIGINAL VALUE	SPIKE ADDED	PERCENT RECOVERY
PARAMETER: Bromochloromethane DETECTION LIMIT: 0.06 UNITS: ug/l				DATE/TIME ANALYZED: 6/27/95 10:00 METHOD REFERENCE: SW-846 5030/8260			QC BATCH NUMBER: 952756 TECHNICIAN: PSF			
BLANK	CALIB CHK	BATCH BLANK	<0.59							
DUP2	DUPLICATE	9506-01140-004Q			3.00					
DUPLICATE	ANALYTICAL	9506-01140-001D	<5.90	<5.90	0.00			218	200.00	109.00
SPIKE	ANALYTICAL	9506-01140-004S	<5.90							
STANDARD	CALIB CHK	CHECK STD	22			20	110.00			
PARAMETER: Chloroethane DETECTION LIMIT: 0.68 UNITS: ug/l				DATE/TIME ANALYZED: 6/27/95 10:00 METHOD REFERENCE: SW-846 5030/8260			QC BATCH NUMBER: 952756 TECHNICIAN: PSF			
BLANK	CALIB CHK	BATCH BLANK	<6.80							
DUP2	DUPLICATE	9506-01140-004Q			6.00					
DUPLICATE	ANALYTICAL	9506-01140-001D	<68.0	<68.0	78.00			193	200.00	96.00
SPIKE	ANALYTICAL	9506-01140-004S	<68.0							
STANDARD	CALIB CHK	CHECK STD	21.7			20	109.00			
PARAMETER: Vinyl Chloride DETECTION LIMIT: 0.05 UNITS: ug/l				DATE/TIME ANALYZED: 6/27/95 10:00 METHOD REFERENCE: SW-846 5030/8260			QC BATCH NUMBER: 952756 TECHNICIAN: PSF			
BLANK	CALIB CHK	BATCH BLANK	<0.51							
DUP2	DUPLICATE	9506-01140-004Q			3.00					
DUPLICATE	ANALYTICAL	9506-01140-001D	<5.10	<5.10	0.00			212	200.00	106.00
SPIKE	ANALYTICAL	9506-01140-004S	<5.10							
STANDARD	CALIB CHK	CHECK STD	20			20	100.00			
PARAMETER: Acetonitrile DETECTION LIMIT: 0.04 UNITS: ug/l				DATE/TIME ANALYZED: 6/27/95 10:00 METHOD REFERENCE: SW-846 5030/8260			QC BATCH NUMBER: 952756 TECHNICIAN: PSF			
BLANK	CALIB CHK	BATCH BLANK	<0.35							
DUP2	DUPLICATE	9506-01140-004Q			10.00					
DUPLICATE	ANALYTICAL	9506-01140-001D	<3.50	<3.50	110.00			186	200.00	93.00
SPIKE	ANALYTICAL	9506-01140-004S	<3.50							
STANDARD	CALIB CHK	CHECK STD	23			20	115.00			
PARAMETER: Methylene chloride DETECTION LIMIT: 0.98 UNITS: ug/l				DATE/TIME ANALYZED: 6/27/95 10:00 METHOD REFERENCE: SW-846 5030/8260			QC BATCH NUMBER: 952756 TECHNICIAN: PSF			
BLANK	CALIB CHK	BATCH BLANK	<9.84							
DUP2	DUPLICATE	9506-01140-004Q			10.00					
DUPLICATE	ANALYTICAL	9506-01140-001D	313	340	8.00			633	200.00	95.00
SPIKE	ANALYTICAL	9506-01140-004S	443							
STANDARD	CALIB CHK	CHECK STD	26.1			20	131.00			
PARAMETER: Carbon disulfide DETECTION LIMIT: 0.02 UNITS: ug/l				DATE/TIME ANALYZED: 6/27/95 10:00 METHOD REFERENCE: SW-846 5030/8260			QC BATCH NUMBER: 952756 TECHNICIAN: PSF			
BLANK	CALIB CHK	BATCH BLANK	<0.16							
DUP2	DUPLICATE	9506-01140-004Q			1.00					
DUPLICATE	ANALYTICAL	9506-01140-001D	<1.60	<1.60	17.00			182	200.00	91.00
SPIKE	ANALYTICAL	9506-01140-004S	<1.60							
STANDARD	CALIB CHK	CHECK STD	20			20	100.00			

STANDARD LABORATORIES, INC. 2315 Glenview Drive Evansville, IN 47720 PH (812) 424-2909 FAX (812) 424-0667

NC = Not Calculable Due To Lower Than The Detection Limit

Quality Control Acceptance Criteria:

Blanks..... Analyzed Value <= Detection Limit
 Reference Standards 100 +/- 10 Percent Recovery
 Duplicates..... 20 Percent Relative Difference, Unless Values Are Below Detection Limits
 Spikes..... 100 +/- 25 Percent Recovery

Note: Data Reported In QA Report May Be Lower Than Value On Sample Data Page Due To Dilution Of Sample Into Analytical Range

QUALITY ASSURANCE REPORT

Report Dated: 6/30/95

Page 8

JOB NUMBER: 9506-01140

CUSTOMER: Standard Laboratories, Inc. 55 ATTN: Scott Robbins

ANALYSIS				DUPLICATES		REFERENCE STANDARDS		MATRIX SPIKES		
ANALYSIS TYPE	ANALYSIS SUB-TYPE	ANALYSIS I.D.	ANALYZED VALUE (A)	DUPLICATE VALUE (B)	RPD	TRUE VALUE	PERCENT RECOVERY	ORIGINAL VALUE	SPIKE ADDED	PERCENT RECOVERY
PARAMETER: Bromoform (Tribromomethane) DETECTION LIMIT: 0.03 UNITS: ug/l				DATE/TIME ANALYZED: 6/27/95 10:00 METHOD REFERENCE: SW-846 5030/8260		QC BATCH NUMBER: 952756 TECHNICIAN: PSF				
BLANK	CALIB CHK	BATCH BLANK	<0.26							
DUP2	DUPLICATE	9506-01140-004Q			2.00					
DUPLICATE	ANALYTICAL	9506-01140-001D	<2.60	<2.60	15.00			163	200.00	82.00
SPIKE	ANALYTICAL	9506-01140-004S	<2.60			20	95.00			
STANDARD	CALIB CHK	CHECK STD	19							
PARAMETER: Bromodichloromethane DETECTION LIMIT: 0.03 UNITS: ug/l				DATE/TIME ANALYZED: 6/27/95 10:00 METHOD REFERENCE: SW-846 5030/8260		QC BATCH NUMBER: 952756 TECHNICIAN: PSF				
BLANK	CALIB CHK	BATCH BLANK	<0.28							
DUP2	DUPLICATE	9506-01140-004Q			2.00					
DUPLICATE	ANALYTICAL	9506-01140-001D	<2.80	<2.80	40.00			181	200.00	90.00
SPIKE	ANALYTICAL	9506-01140-004S	<2.80			20	95.00			
STANDARD	CALIB CHK	CHECK STD	19							
PARAMETER: 1,1-Dichloroethane DETECTION LIMIT: 0.02 UNITS: ug/l				DATE/TIME ANALYZED: 6/27/95 10:00 METHOD REFERENCE: SW-846 5030/8260		QC BATCH NUMBER: 952756 TECHNICIAN: PSF				
BLANK	CALIB CHK	BATCH BLANK	<0.16							
DUP2	DUPLICATE	9506-01140-004Q			2.00					
DUPLICATE	ANALYTICAL	9506-01140-001D	114	118	3.00			240	200.00	98.00
SPIKE	ANALYTICAL	9506-01140-004S	44.7			20	100.00			
STANDARD	CALIB CHK	CHECK STD	20							
PARAMETER: 1,1-Dichloroethane DETECTION LIMIT: 0.04 UNITS: ug/l				DATE/TIME ANALYZED: 6/27/95 10:00 METHOD REFERENCE: SW-846 5030/8260		QC BATCH NUMBER: 952756 TECHNICIAN: PSF				
BLANK	CALIB CHK	BATCH BLANK	<0.43							
DUP2	DUPLICATE	9506-01140-004Q			3.00					
DUPLICATE	ANALYTICAL	9506-01140-001D	31.7	36.6	14.00			152	200.00	54.00
SPIKE	ANALYTICAL	9506-01140-004S	44.6			20	100.00			
STANDARD	CALIB CHK	CHECK STD	20							
PARAMETER: Trichlorofluoromethane DETECTION LIMIT: 0.03 UNITS: ug/l				DATE/TIME ANALYZED: 6/27/95 10:00 METHOD REFERENCE: SW-846 5030/8260		QC BATCH NUMBER: 952756 TECHNICIAN: PSF				
BLANK	CALIB CHK	BATCH BLANK	<0.26							
DUP2	DUPLICATE	9506-01140-004Q			3.00					
DUPLICATE	ANALYTICAL	9506-01140-001D	<2.60	<2.60	200.00			35.2	200.00	18.00
SPIKE	ANALYTICAL	9506-01140-004S	<2.60			20	100.00			
STANDARD	CALIB CHK	CHECK STD	20							
PARAMETER: Dichlorodifluoromethane DETECTION LIMIT: 0.07 UNITS: ug/l				DATE/TIME ANALYZED: 6/27/95 10:00 METHOD REFERENCE: SW-846 5030/8260		QC BATCH NUMBER: 952756 TECHNICIAN: PSF				
BLANK	CALIB CHK	BATCH BLANK	<0.70							
DUP2	DUPLICATE	9506-01140-004Q			4.00					
DUPLICATE	ANALYTICAL	9506-01140-001D	<7.00	<7.00	79.00			194	200.00	97.00
SPIKE	ANALYTICAL	9506-01140-004S	<7.00			20	95.00			
STANDARD	CALIB CHK	CHECK STD	19							

STANDARD LABORATORIES, INC. 2315 Glenview Drive Evansville, IN 47720 PH (812) 424-2909 FAX (812) 424-0667

NC - Not Calculable Due To Lower Than The Detection Limit

Quality Control Acceptance Criteria:

Blanks..... Analyzed Value <= Detection Limit
Reference Standards 100 +/- 10 Percent Recovery
Duplicates..... 20 Percent Relative Difference, Unless Values Are Below Detection Limits
Spikes..... 100 +/- 25 Percent Recovery

Note: Data Reported In QA Report May Be Lower Than Value On Sample Data Page Due To Dilution Of Sample Into Analytical Range

IIT Research Institute

B-74

QUALITY ASSURANCE REPORT

Report Dated: 6/30/95

Page 9

JOB NUMBER: 9506-01140

CUSTOMER: Standard Laboratories, Inc. 55 ATTN: Scott Robbins

ANALYSIS				DUPLICATES		REFERENCE STANDARDS		MATRIX SPIKES			
ANALYSIS TYPE	ANALYSIS SUB-TYPE	ANALYSIS I.D.	ANALYZED VALUE (A)	DUPLICATE VALUE (B)	RPD	TRUE VALUE	PERCENT RECOVERY	ORIGINAL VALUE	SPIKE ADDED	PERCENT RECOVERY	
PARAMETER: Pentachloroethane DETECTION LIMIT: 0.02 UNITS: ug/l				DATE/TIME ANALYZED: 6/27/95 10:00 METHOD REFERENCE: SW-846 5030/8260				QC BATCH NUMBER: 952756 TECHNICIAN: PSF			
BLANK	CALIB CHK	BATCH BLANK	<0.15								
DUP2	DUPLICATE	9506-01140-004Q			1.00						
DUPLICATE	ANALYTICAL	9506-01140-001D	<1.50	<1.50	200.00			184	200.00	92.00	
SPIKE	ANALYTICAL	9506-01140-004S	<1.50								
STANDARD	CALIB CHK	CHECK STD	21			20	105.00				
PARAMETER: Isobutyl alcohol DETECTION LIMIT: 0.01 UNITS: ug/l				DATE/TIME ANALYZED: 6/27/95 10:00 METHOD REFERENCE: SW-846 5030/8260				QC BATCH NUMBER: 952756 TECHNICIAN: PSF			
BLANK	CALIB CHK	BATCH BLANK	0.38								
DUP2	DUPLICATE	9506-01140-004Q			10.00						
DUPLICATE	ANALYTICAL	9506-01140-001D	2.20	2.06	7.00			6.51	200.00	0.00	
SPIKE	ANALYTICAL	9506-01140-004S	5.64								
STANDARD	CALIB CHK	CHECK STD	19			20	95.00				
PARAMETER: 1,2-Dichloropropane DETECTION LIMIT: 0.04 UNITS: ug/l				DATE/TIME ANALYZED: 6/27/95 10:00 METHOD REFERENCE: SW-846 5030/8260				QC BATCH NUMBER: 952756 TECHNICIAN: PSF			
BLANK	CALIB CHK	BATCH BLANK	<0.35								
DUP2	DUPLICATE	9506-01140-004Q			2.00						
DUPLICATE	ANALYTICAL	9506-01140-001D	<3.50	<3.50	72.00			206	200.00	103.00	
SPIKE	ANALYTICAL	9506-01140-004S	<3.50								
STANDARD	CALIB CHK	CHECK STD	21			20	105.00				
PARAMETER: 2-Butanone (MEK) DETECTION LIMIT: 0.32 UNITS: ug/l				DATE/TIME ANALYZED: 6/27/95 10:00 METHOD REFERENCE: SW-846 5030/8260				QC BATCH NUMBER: 952756 TECHNICIAN: PSF			
BLANK	CALIB CHK	BATCH BLANK	<3.23								
DUP2	DUPLICATE	9506-01140-004Q			1.00						
DUPLICATE	ANALYTICAL	9506-01140-001D	<32.3	<32.3	152.00			235	200.00	97.00	
SPIKE	ANALYTICAL	9506-01140-004S	41.2								
STANDARD	CALIB CHK	CHECK STD	20.3			20	102.00				
PARAMETER: 1,1,2-Trichloroethane DETECTION LIMIT: 0.02 UNITS: ug/l				DATE/TIME ANALYZED: 6/27/95 10:00 METHOD REFERENCE: SW-846 5030/8260				QC BATCH NUMBER: 952756 TECHNICIAN: PSF			
BLANK	CALIB CHK	BATCH BLANK	<0.22								
DUP2	DUPLICATE	9506-01140-004Q			1.00						
DUPLICATE	ANALYTICAL	9506-01140-001D	38.0	37.0	3.00			191	200.00	94.00	
SPIKE	ANALYTICAL	9506-01140-004S	2.50								
STANDARD	CALIB CHK	CHECK STD	20			20	100.00				
PARAMETER: Trichloroethane DETECTION LIMIT: 0.04 UNITS: ug/l				DATE/TIME ANALYZED: 6/27/95 10:00 METHOD REFERENCE: SW-846 5030/8260				QC BATCH NUMBER: 952756 TECHNICIAN: PSF			
BLANK	CALIB CHK	BATCH BLANK	<0.38								
DUP2	DUPLICATE	9506-01140-004Q			0.00						
DUPLICATE	ANALYTICAL	9506-01140-001D	197	197	0.00			266	200.00	111.00	
SPIKE	ANALYTICAL	9506-01140-004S	43.2								
STANDARD	CALIB CHK	CHECK STD	24			20	120.00				

STANDARD LABORATORIES, INC. 2315 Glenview Drive Evansville, IN 47720 PH (812) 424-2909 FAX (812) 424-0667

NC = Not Calculable Due To Lower Than The Detection Limit

Quality Control Acceptance Criteria:

Blanks..... Analyzed Value <= Detection Limit
Reference Standards 100 +/- 10 Percent Recovery
Duplicats..... 20 Percent Relative Difference, Unless Values Are Below Detection Limits
Spikes..... 100 +/- 25 Percent Recovery

Note: Data Reported In QA Report May Be Lower Than Value On Sample Data Page Due To Dilution Of Sample Into Analytical Range

QUALITY ASSURANCE REPORT

Report Dated: 6/30/95

Page 10

JOB NUMBER: 9506-01140

CUSTOMER: Standard Laboratories, Inc. 55 ATTN: Scott Robbins

ANALYSIS				DUPLICATES		REFERENCE STANDARDS		MATRIX SPIKES		
ANALYSIS TYPE	ANALYSIS SUB-TYPE	ANALYSIS I.D.	ANALYZED VALUE (A)	DUPLICATE VALUE (B)	RPD	TRUE VALUE	PERCENT RECOVERY	ORIGINAL VALUE	SPIKE ADDED	PERCENT RECOVERY
PARAMETER: 1,1,2,2-Tetrachloroethane DETECTION LIMIT: 0.03 UNITS: ug/l				DATE/TIME ANALYZED: 6/27/95 10:00 METHOD REFERENCE: SW-846 5030/8260		QC BATCH NUMBER: 952756 TECHNICIAN: PSF				
BLANK	CALIB CHK	BATCH BLANK	<0.28							
DUP2	DUPLICATE	9506-01140-004Q		2.88	1.00					
DUPLICATE	ANALYTICAL	9506-01140-001D	<2.80		92.00					
SPIKE	ANALYTICAL	9506-01140-004S	<2.80					172	200.00	85.00
STANDARD	CALIB CHK	CHECK STD	19			20	95.00			
PARAMETER: Methyl methacrylate DETECTION LIMIT: 0.04 UNITS: ug/l				DATE/TIME ANALYZED: 6/27/95 10:00 METHOD REFERENCE: SW-846 5030/8260		QC BATCH NUMBER: 952756 TECHNICIAN: PSF				
BLANK	CALIB CHK	BATCH BLANK	<0.40							
DUP2	DUPLICATE	9506-01140-004Q		<4.00	2.00					
DUPLICATE	ANALYTICAL	9506-01140-001D	<4.00		6.00					
SPIKE	ANALYTICAL	9506-01140-004S	<4.00					188	200.00	93.00
STANDARD	CALIB CHK	CHECK STD	20			20	100.00			
PARAMETER: Hexachlorobutadiene DETECTION LIMIT: 0.11 UNITS: ug/l				DATE/TIME ANALYZED: 6/27/95 10:00 METHOD REFERENCE: SW-846 5030/8260		QC BATCH NUMBER: 952756 TECHNICIAN: PSF				
BLANK	CALIB CHK	BATCH BLANK	<1.06							
DUP2	DUPLICATE	9506-01140-004Q		<10.6	3.00					
DUPLICATE	ANALYTICAL	9506-01140-001D	<10.6		93.00					
SPIKE	ANALYTICAL	9506-01140-004S	<10.6					210	200.00	105.00
STANDARD	CALIB CHK	CHECK STD	21.2			20	106.00			
PARAMETER: Naphthalene DETECTION LIMIT: 0.07 UNITS: ug/l				DATE/TIME ANALYZED: 6/27/95 10:00 METHOD REFERENCE: SW-846 5030/8260		QC BATCH NUMBER: 952756 TECHNICIAN: PSF				
BLANK	CALIB CHK	BATCH BLANK	<0.68							
DUP2	DUPLICATE	9506-01140-004Q		<6.80	3.00					
DUPLICATE	ANALYTICAL	9506-01140-001D	<6.80		6.00					
SPIKE	ANALYTICAL	9506-01140-004S	<6.80					178	200.00	89.00
STANDARD	CALIB CHK	CHECK STD	18			20	90.00			
PARAMETER: o-Xylene DETECTION LIMIT: 0.04 UNITS: ug/l				DATE/TIME ANALYZED: 6/27/95 10:00 METHOD REFERENCE: SW-846 5030/8260		QC BATCH NUMBER: 952756 TECHNICIAN: PSF				
BLANK	CALIB CHK	BATCH BLANK	<0.40							
DUP2	DUPLICATE	9506-01140-004Q		50.1	0.00					
DUPLICATE	ANALYTICAL	9506-01140-001D	50.4		1.00					
SPIKE	ANALYTICAL	9506-01140-004S	<4.00					288	250.00	114.00
STANDARD	CALIB CHK	CHECK STD	28			25	112.00			
PARAMETER: 1,2-Dichlorobenzene DETECTION LIMIT: 0.02 UNITS: ug/l				DATE/TIME ANALYZED: 6/27/95 10:00 METHOD REFERENCE: SW-846 5030/8260		QC BATCH NUMBER: 952756 TECHNICIAN: PSF				
BLANK	CALIB CHK	BATCH BLANK	<0.17							
DUP2	DUPLICATE	9506-01140-004Q		<1.70	1.00					
DUPLICATE	ANALYTICAL	9506-01140-001D	<1.70		10.00					
SPIKE	ANALYTICAL	9506-01140-004S	<1.70					201	200.00	100.00
STANDARD	CALIB CHK	CHECK STD	21			20	105.00			

STANDARD LABORATORIES, INC. 2315 Glenview Drive Evansville, IN 47720 PH (812) 424-2909 FAX (812) 424-0667

NC = Not Calculable Due To Lower Than The Detection Limit

Quality Control Acceptance Criteria:

Blanks..... Analyzed Value <= Detection Limit
Reference Standards 100 +/- 10 Percent Recovery
Duplicates..... 20 Percent Relative Difference, Unless Values Are Below Detection Limits
Spikes..... 100 +/- 25 Percent Recovery

Note: Data Reported In QA Report May Be Lower Than Value On Sample Data Page Due To Dilution Of Sample Into Analytical Range

QUALITY ASSURANCE REPORT

Report Dated: 6/30/95

Page 11

JOB NUMBER: 9506-01140

CUSTOMER: Standard Laboratories, Inc. 55 ATTN: Scott Robbins

ANALYSIS				DUPLICATES		REFERENCE STANDARDS		MATRIX SPIKES		
ANALYSIS TYPE	ANALYSIS SUB-TYPE	ANALYSIS I.D.	ANALYZED VALUE (A)	DUPLICATE VALUE (B)	RPD	TRUE VALUE	PERCENT RECOVERY	ORIGINAL VALUE	SPIKE ADDED	PERCENT RECOVERY
PARAMETER: 1,2-Dibromo-3-chloropropane DETECTION LIMIT: 0.26 UNITS: ug/l				DATE/TIME ANALYZED: 6/27/95 10:00 METHOD REFERENCE: SW-846 5030/8260		QC BATCH NUMBER: 952756 TECHNICIAN: PSF				
BLANK	CALIB CHK	BATCH BLANK	<2.57							
DUP2	DUPLICATE	9506-01140-004Q			4.00					
DUPLICATE	ANALYTICAL	9506-01140-001D	<25.7	<25.7	5.00			135	200.00	67.00
SPIKE	ANALYTICAL	9506-01140-004S	<25.7							
STANDARD	CALIB CHK	CHECK STD	16.4			20	82.00			
PARAMETER: 1,2,3-Trichloropropane DETECTION LIMIT: 0.19 UNITS: ug/l				DATE/TIME ANALYZED: 6/27/95 10:00 METHOD REFERENCE: SW-846 5030/8260		QC BATCH NUMBER: 952756 TECHNICIAN: PSF				
BLANK	CALIB CHK	BATCH BLANK	<1.88							
DUP2	DUPLICATE	9506-01140-004Q			2.00					
DUPLICATE	ANALYTICAL	9506-01140-001D	<18.8	<18.8	63.00			178	200.00	89.00
SPIKE	ANALYTICAL	9506-01140-004S	<18.8							
STANDARD	CALIB CHK	CHECK STD	19.8			20	99.00			
PARAMETER: Ethyl Methacrylate DETECTION LIMIT: 0.02 UNITS: ug/l				DATE/TIME ANALYZED: 6/27/95 10:00 METHOD REFERENCE: SW-846 5030/8260		QC BATCH NUMBER: 952756 TECHNICIAN: PSF				
BLANK	CALIB CHK	BATCH BLANK	<0.18							
DUP2	DUPLICATE	9506-01140-004Q			0.00					
DUPLICATE	ANALYTICAL	9506-01140-001D	<1.80	<1.80	40.00			178	200.00	89.00
SPIKE	ANALYTICAL	9506-01140-004S	<1.80							
STANDARD	CALIB CHK	CHECK STD	19			20	95.00			
PARAMETER: m+p-Xylene DETECTION LIMIT: 0.06 UNITS: ug/l				DATE/TIME ANALYZED: 6/27/95 10:00 METHOD REFERENCE: SW-846 5030/8260		QC BATCH NUMBER: 952756 TECHNICIAN: PSF				
BLANK	CALIB CHK	BATCH BLANK	<0.58							
DUP2	DUPLICATE	9506-01140-004Q			1.00					
DUPLICATE	ANALYTICAL	9506-01140-001D	133	130	2.00			452	370.00	119.00
SPIKE	ANALYTICAL	9506-01140-004S	12.6							
STANDARD	CALIB CHK	CHECK STD	44			37	119.00			
PARAMETER: Bromofluorobenzene DETECTION LIMIT: UNITS:				DATE/TIME ANALYZED: 6/27/95 10:00 METHOD REFERENCE:		QC BATCH NUMBER: 952756 TECHNICIAN: PSF				
DUP2	DUPLICATE	9506-01140-004Q			0.00					
SURROGATE	ANALYTICAL	BATCH BLANK					95.00			
SURROGATE	ANALYTICAL	CHECK STD					97.00			
SURROGATE	ANALYTICAL	9506-01140-001					95.00			
SURROGATE	ANALYTICAL	9506-01140-001D					94.00			
SURROGATE	ANALYTICAL	9506-01140-002					95.00			
SURROGATE	ANALYTICAL	9506-01140-003					95.00			
SURROGATE	ANALYTICAL	9506-01140-004					95.00			
SURROGATE	ANALYTICAL	9506-01140-004S					96.00			
SURROGATE	ANALYTICAL	9506-01140-004Q					96.00			
PARAMETER: 1,2-Dichloroethane-d4 DETECTION LIMIT: UNITS:				DATE/TIME ANALYZED: 6/27/95 10:00 METHOD REFERENCE:		QC BATCH NUMBER: 952756 TECHNICIAN: PSF				
DUP2	DUPLICATE	9506-01140-004Q			1.00					
SURROGATE	ANALYTICAL	BATCH BLANK					97.00			

STANDARD LABORATORIES, INC. 2315 Glenview Drive Evansville, IN 47720 PH (812) 424-2909 FAX (812) 424-0667

NC = Not Calculable Due To Lower Than The Detection Limit

Quality Control Acceptance Criteria:

Blanks..... Analyzed Value <= Detection Limit
Reference Standards 100 +/- 10 Percent Recovery
Duplicates..... 20 Percent Relative Difference, Unless Values Are Below Detection Limits
Spikes..... 100 +/- 25 Percent Recovery

Note: Data Reported In QA Report May Be Lower Than Value On Sample Data Page Due To Dilution Of Sample Into Analytical Range



STANDARD LABORATORIES, INC.

2315 Glenview Drive, Evansville, Indiana 47720 (812) 424-2909

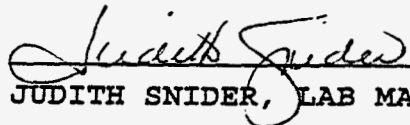
A N A L Y T I C A L R E P O R T

JOB NUMBER: 9506-01182
REPORT DATED: 7/06/95

FOR
Standard Laboratories, Inc. 55
Route 3 Box 540
Jacksboro, TN 37757

ATTN: Scott Robbins

RESPECTFULLY SUBMITTED,


JUDITH SNIDER, LAB MANAGER

IIT Research Institute
B-78

LABORATORY TESTS RESULTS

Report Dated: 7/06/95

Page 2

JOB NUMBER: 9506-01182

CUSTOMER: Standard Laboratories, Inc. 55 ATTN: Scott Robbins

LABORATORY I.D.: 9506-01182 -1
 DATE SAMPLED.....: 6/28/95
 TIME SAMPLED.....: 4:56
 DATE RECEIVED.....: 7/01/95
 TIME RECEIVED.....: 10:00

SAMPLE I.D.: Main Line Sample S1 S106280456 57446

TEST DESCRIPTION	FINAL RESULT	DETECTION LIMIT	UNIT OF MEASURE	TEST METHOD	DATE	TECHNICIAN
Volatile Organic Compounds				SW-846 5030/8260	7/03/95	PSF
Acetone	2230	116	ug/l	SW-846 5030/8260	7/03/95	PSF
Acetonitrile	<3.50	3.50	ug/l	SW-846 5030/8260	7/03/95	PSF
Acrolein	<36.5	36.5	ug/l	SW-846 5030/8260	7/03/95	PSF
Acrylonitrile	<10.8	10.8	ug/l	SW-846 5030/8260	7/03/95	PSF
Allyl chloride	<9.40	9.40	ug/l	SW-846 5030/8260	7/03/95	PSF
Benzene	1.81	1.60	ug/l	SW-846 5030/8260	7/03/95	PSF
Bromochloromethane	<5.90	5.90	ug/l	SW-846 5030/8260	7/03/95	PSF
Bromodichloromethane	<2.80	2.80	ug/l	SW-846 5030/8260	7/03/95	PSF
Bromoform (Tribromomethane)	<2.60	2.60	ug/l	SW-846 5030/8260	7/03/95	PSF
Bromomethane	<24.9	24.9	ug/l	SW-846 5030/8260	7/03/95	PSF
2-Butanone (MEK)	61.9	32.3	ug/l	SW-846 5030/8260	7/03/95	PSF
Carbon disulfide	<1.60	1.60	ug/l	SW-846 5030/8260	7/03/95	PSF
Carbon tetrachloride	<5.00	5.00	ug/l	SW-846 5030/8260	7/03/95	PSF
Chlorobenzene	<1.30	1.30	ug/l	SW-846 5030/8260	7/03/95	PSF
2-Chloro-1,3-Butadiene	<3.00	3.00	ug/l	SW-846 5030/8260	7/03/95	PSF
Chlorodibromomethane	<1.80	1.80	ug/l	SW-846 5030/8260	7/03/95	PSF
Chloroethane	<68.0	68.0	ug/l	SW-846 5030/8260	7/03/95	PSF
2-Chloroethylvinyl ether	<5.30	5.30	ug/l	SW-846 5030/8260	7/03/95	PSF
Chloroform	<7.40	7.40	ug/l	SW-846 5030/8260	7/03/95	PSF
Chloromethane	<6.00	6.00	ug/l	SW-846 5030/8260	7/03/95	PSF
1,2-Dibromo-3-chloropropane	<25.7	25.7	ug/l	SW-846 5030/8260	7/03/95	PSF
1,2-Dibromoethane (EDB)	<1.80	1.80	ug/l	SW-846 5030/8260	7/03/95	PSF
Dibromomethane	<2.80	2.80	ug/l	SW-846 5030/8260	7/03/95	PSF
1,2-Dichlorobenzene	<1.70	1.70	ug/l	SW-846 5030/8260	7/03/95	PSF
1,3-Dichlorobenzene	<4.30	4.30	ug/l	SW-846 5030/8260	7/03/95	PSF
1,4-Dichlorobenzene	<3.40	3.40	ug/l	SW-846 5030/8260	7/03/95	PSF
cis-1,4-Dichloro-2-butene	<8.00	8.00	ug/l	SW-846 5030/8260	7/03/95	PSF
trans-1,4-Dichloro-2-butene	<6.60	6.60	ug/l	SW-846 5030/8260	7/03/95	PSF
Dichlorodifluoromethane	<7.00	7.00	ug/l	SW-846 5030/8260	7/03/95	PSF
1,1-Dichloroethane	4.06	1.60	ug/l	SW-846 5030/8260	7/03/95	PSF
1,2-Dichloroethane	<3.80	3.80	ug/l	SW-846 5030/8260	7/03/95	PSF
1,1-Dichloroethane	4.47	4.30	ug/l	SW-846 5030/8260	7/03/95	PSF
trans-1,2-Dichloroethane	<3.90	3.90	ug/l	SW-846 5030/8260	7/03/95	PSF

STANDARD LABORATORIES, INC. 2315 Glenview Drive Evansville, IN 47720 PH (812) 424-2909 FAX (812) 424-0667

L A B O R A T O R Y T E S T S R E S U L T S

Report Dated: 7/06/95

Page 3

JOB NUMBER: 9506-01182

CUSTOMER: Standard Laboratories, Inc. 55 ATTN: Scott Robbins

LABORATORY I.D.: 9506-01182 -1
 DATE SAMPLED..... 6/28/95
 TIME SAMPLED..... 4:56
 DATE RECEIVED..... 7/01/95
 TIME RECEIVED..... 10:00

SAMPLE I.D.: Main Line Sample S1 S106280456 57446

TEST DESCRIPTION	FINAL RESULT	DETECTION LIMIT	UNIT OF MEASURE	TEST METHOD	DATE	TECHNICIAN
1,2-Dichloropropane	<3.50	3.50	ug/l	SW-846 5030/8260	7/03/95	PSF
cis-1,3-Dichloropropene	<3.90	3.90	ug/l	SW-846 5030/8260	7/03/95	PSF
trans-1,3-Dichloropropene	<4.30	4.30	ug/l	SW-846 5030/8260	7/03/95	PSF
Ethylbenzene	<3.60	3.60	ug/l	SW-846 5030/8260	7/03/95	PSF
Ethyl Methacrylate	<1.80	1.80	ug/l	SW-846 5030/8260	7/03/95	PSF
Hexachlorobutadiene	<10.6	10.6	ug/l	SW-846 5030/8260	7/03/95	PSF
Hexachloroethane	<2.40	2.40	ug/l	SW-846 5030/8260	7/03/95	PSF
2-Hexanone	<10.9	10.9	ug/l	SW-846 5030/8260	7/03/95	PSF
Iodomethane	<4.30	4.30	ug/l	SW-846 5030/8260	7/03/95	PSF
Isobutyl alcohol	55.2	1.00	ug/l	SW-846 5030/8260	7/03/95	PSF
Methylene chloride	255	98.4	ug/l	SW-846 5030/8260	7/03/95	PSF
Methyl methacrylate	<4.00	4.00	ug/l	SW-846 5030/8260	7/03/95	PSF
4-Methyl-2-pentanone	<10.0	10.0	ug/l	SW-846 5030/8260	7/03/95	PSF
Naphthalene	<6.80	6.80	ug/l	SW-846 5030/8260	7/03/95	PSF
Pentachloroethane	<1.50	1.50	ug/l	SW-846 5030/8260	7/03/95	PSF
Propionitrile	<6.80	6.80	ug/l	SW-846 5030/8260	7/03/95	PSF
Styrene	<1.30	1.30	ug/l	SW-846 5030/8260	7/03/95	PSF
1,1,1,2-Tetrachloroethane	<3.80	3.80	ug/l	SW-846 5030/8260	7/03/95	PSF
1,1,2,2-Tetrachloroethane	<2.80	2.80	ug/l	SW-846 5030/8260	7/03/95	PSF
Tetrachloroethene	<5.20	5.20	ug/l	SW-846 5030/8260	7/03/95	PSF
Toluene	11.8	3.10	ug/l	SW-846 5030/8260	7/03/95	PSF
1,2,4-Trichlorobenzene	<7.90	7.90	ug/l	SW-846 5030/8260	7/03/95	PSF
1,1,1-Trichloroethane	12.2	3.60	ug/l	SW-846 5030/8260	7/03/95	PSF
1,1,2-Trichloroethane	4.92	2.20	ug/l	SW-846 5030/8260	7/03/95	PSF
Trichloroethene	11.6	3.80	ug/l	SW-846 5030/8260	7/03/95	PSF
Trichlorofluoromethane	<2.60	2.60	ug/l	SW-846 5030/8260	7/03/95	PSF
1,2,3-Trichloropropane	<18.8	18.8	ug/l	SW-846 5030/8260	7/03/95	PSF
Vinyl acetate	<1.50	1.50	ug/l	SW-846 5030/8260	7/03/95	PSF
Vinyl Chloride	<5.10	5.10	ug/l	SW-846 5030/8260	7/03/95	PSF
o-Xylene	<4.00	4.00	ug/l	SW-846 5030/8260	7/03/95	PSF
m-p-Xylene	8.56	5.80	ug/l	SW-846 5030/8260	7/03/95	PSF

STANDARD LABORATORIES, INC. 2315 Glenview Drive Evansville, IN 47720 PH (812) 424-2909 FAX (812) 424-0667

LABORATORY TESTS RESULTS

Report Dated: 7/06/95

Page 4

JOB NUMBER: 9506-01182

CUSTOMER: Standard Laboratories, Inc. 55 ATTN: Scott Robbins

LABORATORY I.D.: 9506-01182 -2
 DATE SAMPLED: 6/29/95
 TIME SAMPLED: 4:59
 DATE RECEIVED: 7/01/95
 TIME RECEIVED: 10:00

SAMPLE I.D.: Main Line Sample S1 S106290459 57447

TEST DESCRIPTION	FINAL RESULT	DETECTION LIMIT	UNIT OF MEASURE	TEST METHOD	DATE	TECHNICIAN
Volatile Organic Compounds				SW-846 5030/8260	7/03/95	PSF
Acetone	1140	116	ug/l	SW-846 5030/8260	7/03/95	PSF
Acetonitrile	<3.50	3.50	ug/l	SW-846 5030/8260	7/03/95	PSF
Acrolein	<36.5	36.5	ug/l	SW-846 5030/8260	7/03/95	PSF
Acrylonitrile	<10.8	10.8	ug/l	SW-846 5030/8260	7/03/95	PSF
Allyl chloride	<9.40	9.40	ug/l	SW-846 5030/8260	7/03/95	PSF
Benzene	2.45	1.60	ug/l	SW-846 5030/8260	7/03/95	PSF
Bromochloromethane	<5.90	5.90	ug/l	SW-846 5030/8260	7/03/95	PSF
Bromodichloromethane	<2.80	2.80	ug/l	SW-846 5030/8260	7/03/95	PSF
Bromoform (Tribromomethane)	<2.60	2.60	ug/l	SW-846 5030/8260	7/03/95	PSF
Bromomethane	<24.9	24.9	ug/l	SW-846 5030/8260	7/03/95	PSF
2-Butanone (MEK)	<32.3	32.3	ug/l	SW-846 5030/8260	7/03/95	PSF
Carbon disulfide	<1.60	1.60	ug/l	SW-846 5030/8260	7/03/95	PSF
Carbon tetrachloride	<5.00	5.00	ug/l	SW-846 5030/8260	7/03/95	PSF
Chlorobenzene	<1.30	1.30	ug/l	SW-846 5030/8260	7/03/95	PSF
2-Chloro-1,3-Butadiene	<3.00	3.00	ug/l	SW-846 5030/8260	7/03/95	PSF
Chlorodibromomethane	<1.80	1.80	ug/l	SW-846 5030/8260	7/03/95	PSF
Chloroethane	<68.0	68.0	ug/l	SW-846 5030/8260	7/03/95	PSF
2-Chloroethylvinyl ether	<5.30	5.30	ug/l	SW-846 5030/8260	7/03/95	PSF
Chloroform	<7.40	7.40	ug/l	SW-846 5030/8260	7/03/95	PSF
Chloromethane	<6.00	6.00	ug/l	SW-846 5030/8260	7/03/95	PSF
1,2-Dibromo-3-chloropropane	<25.7	25.7	ug/l	SW-846 5030/8260	7/03/95	PSF
1,2-Dibromoethane (EDB)	<1.80	1.80	ug/l	SW-846 5030/8260	7/03/95	PSF
Dibromomethane	<2.80	2.80	ug/l	SW-846 5030/8260	7/03/95	PSF
1,2-Dichlorobenzene	<1.70	1.70	ug/l	SW-846 5030/8260	7/03/95	PSF
1,3-Dichlorobenzene	<4.30	4.30	ug/l	SW-846 5030/8260	7/03/95	PSF
1,4-Dichlorobenzene	<3.40	3.40	ug/l	SW-846 5030/8260	7/03/95	PSF
cis-1,4-Dichloro-2-butene	<8.00	8.00	ug/l	SW-846 5030/8260	7/03/95	PSF
trans-1,4-Dichloro-2-butene	<6.60	6.60	ug/l	SW-846 5030/8260	7/03/95	PSF
Dichlorodifluoromethane	<7.00	7.00	ug/l	SW-846 5030/8260	7/03/95	PSF
1,1-Dichloroethane	<1.60	1.60	ug/l	SW-846 5030/8260	7/03/95	PSF
1,2-Dichloroethane	<3.80	3.80	ug/l	SW-846 5030/8260	7/03/95	PSF
1,1-Dichloroethene	<4.30	4.30	ug/l	SW-846 5030/8260	7/03/95	PSF
trans-1,2-Dichloroethene	<3.90	3.90	ug/l	SW-846 5030/8260	7/03/95	PSF

STANDARD LABORATORIES, INC. 2315 Glenview Drive Evansville, IN 47720 PH (812) 424-2909 FAX (812) 424-0667

L A B O R A T O R Y T E S T S R E S U L T S

Report Dated: 7/06/95

Page 5

JOB NUMBER: 9506-01182

CUSTOMER: Standard Laboratories, Inc. 45 ATTN: Scott Robbins

LABORATORY I.D.: 9506-01182 -2

SAMPLE I.D.: Main Line Sample S1 S106290459 57447

DATE SAMPLED.....: 6/29/95

TIME SAMPLED.....: 4:59

DATE RECEIVED.....: 7/01/95

TIME RECEIVED.....: 10:00

TEST DESCRIPTION	FINAL RESULT	DETECTION LIMIT	UNIT OF MEASURE	TEST METHOD	DATE	TECHNICIAN
1,2-Dichloropropane	<3.50	3.50	ug/l	SW-846 5030/8260	7/03/95	PSF
cis-1,3-Dichloropropene	<3.90	3.90	ug/l	SW-846 5030/8260	7/03/95	PSF
trans-1,3-Dichloropropene	<4.30	4.30	ug/l	SW-846 5030/8260	7/03/95	PSF
Ethylbenzene	<3.60	3.60	ug/l	SW-846 5030/8260	7/03/95	PSF
Ethyl Methacrylate	<1.80	1.80	ug/l	SW-846 5030/8260	7/03/95	PSF
Hexachlorobutadiene	<10.6	10.6	ug/l	SW-846 5030/8260	7/03/95	PSF
Hexachloroethane	<2.40	2.40	ug/l	SW-846 5030/8260	7/03/95	PSF
2-Hexanone	<10.9	10.9	ug/l	SW-846 5030/8260	7/03/95	PSF
Iodomethane	<4.30	4.30	ug/l	SW-846 5030/8260	7/03/95	PSF
Isobutyl alcohol	9.61	1.00	ug/l	SW-846 5030/8260	7/03/95	PSF
Methylene chloride	123	98.4	ug/l	SW-846 5030/8260	7/03/95	PSF
Methyl methacrylate	<4.00	4.00	ug/l	SW-846 5030/8260	7/03/95	PSF
4-Methyl-2-pentanone	<10.0	10.0	ug/l	SW-846 5030/8260	7/03/95	PSF
Naphthalene	<6.80	6.80	ug/l	SW-846 5030/8260	7/03/95	PSF
Pentachloroethane	<1.50	1.50	ug/l	SW-846 5030/8260	7/03/95	PSF
Propionitrile	<6.80	6.80	ug/l	SW-846 5030/8260	7/03/95	PSF
Styrene	<1.30	1.30	ug/l	SW-846 5030/8260	7/03/95	PSF
1,1,1,2-Tetrachloroethane	<3.80	3.80	ug/l	SW-846 5030/8260	7/03/95	PSF
1,1,2,2-Tetrachloroethane	<2.80	2.80	ug/l	SW-846 5030/8260	7/03/95	PSF
Tetrachloroethene	<5.20	5.20	ug/l	SW-846 5030/8260	7/03/95	PSF
Toluene	3.13	3.10	ug/l	SW-846 5030/8260	7/03/95	PSF
1,2,4-Trichlorobenzene	<7.90	7.90	ug/l	SW-846 5030/8260	7/03/95	PSF
1,1,1-Trichloroethane	<3.60	3.60	ug/l	SW-846 5030/8260	7/03/95	PSF
1,1,2-Trichloroethane	<2.20	2.20	ug/l	SW-846 5030/8260	7/03/95	PSF
Trichloroethene	<3.80	3.80	ug/l	SW-846 5030/8260	7/03/95	PSF
Trichlorofluoromethane	<2.60	2.60	ug/l	SW-846 5030/8260	7/03/95	PSF
1,2,3-Trichloropropane	<18.8	18.8	ug/l	SW-846 5030/8260	7/03/95	PSF
Vinyl acetate	<1.50	1.50	ug/l	SW-846 5030/8260	7/03/95	PSF
Vinyl Chloride	<5.10	5.10	ug/l	SW-846 5030/8260	7/03/95	PSF
o-Xylene	<4.00	4.00	ug/l	SW-846 5030/8260	7/03/95	PSF
m+p-Xylene	<5.80	5.80	ug/l	SW-846 5030/8260	7/03/95	PSF

STANDARD LABORATORIES, INC. 2315 Glenview Drive Evansville, IN 47720 PH (812) 424-2909 FAX (812) 424-0667

LABORATORY TESTS RESULTS

Report Dated: 7/06/95

Page 6

JOB NUMBER: 9506-01182

CUSTOMER: Standard Laboratories, Inc. 55 ATTN: Scott Robbins

LABORATORY I.D.: 9506-01182 -3
 DATE SAMPLED.....: 6/30/95
 TIME SAMPLED.....: 2:33
 DATE RECEIVED.....: 7/01/95
 TIME RECEIVED.....: 10:00

SAMPLE I.D.: Main Line Sample S1 S106300233 57448

TEST DESCRIPTION	FINAL RESULT	DETECTION LIMIT	UNIT OF MEASURE	TEST METHOD	DATE	TECHNICIAN
Volatile Organic Compounds				SW-846 5030/8260	7/03/95	PSF
Acetone	202	116	ug/l	SW-846 5030/8260	7/03/95	PSF
Acetonitrile	<3.50	3.50	ug/l	SW-846 5030/8260	7/03/95	PSF
Acrolein	<36.5	36.5	ug/l	SW-846 5030/8260	7/03/95	PSF
Acrylonitrile	<10.8	10.8	ug/l	SW-846 5030/8260	7/03/95	PSF
Allyl chloride	<9.40	9.40	ug/l	SW-846 5030/8260	7/03/95	PSF
Benzene	<1.60	1.60	ug/l	SW-846 5030/8260	7/03/95	PSF
Bromochloromethane	<5.90	5.90	ug/l	SW-846 5030/8260	7/03/95	PSF
Bromodichloromethane	<2.80	2.80	ug/l	SW-846 5030/8260	7/03/95	PSF
Bromoform (Tribromomethane)	<2.60	2.60	ug/l	SW-846 5030/8260	7/03/95	PSF
Bromomethane	<24.9	24.9	ug/l	SW-846 5030/8260	7/03/95	PSF
2-Butanone (MEK)	<32.3	32.3	ug/l	SW-846 5030/8260	7/03/95	PSF
Carbon disulfide	<1.60	1.60	ug/l	SW-846 5030/8260	7/03/95	PSF
Carbon tetrachloride	<5.00	5.00	ug/l	SW-846 5030/8260	7/03/95	PSF
Chlorobenzene	<1.30	1.30	ug/l	SW-846 5030/8260	7/03/95	PSF
2-Chloro-1,3-Butadiene	<3.00	3.00	ug/l	SW-846 5030/8260	7/03/95	PSF
Chlorodibromomethane	<1.80	1.80	ug/l	SW-846 5030/8260	7/03/95	PSF
Chloroethane	<68.0	68.0	ug/l	SW-846 5030/8260	7/03/95	PSF
2-Chloroethylvinyl ether	<5.30	5.30	ug/l	SW-846 5030/8260	7/03/95	PSF
Chloroform	<7.40	7.40	ug/l	SW-846 5030/8260	7/03/95	PSF
Chloromethane	<6.00	6.00	ug/l	SW-846 5030/8260	7/03/95	PSF
1,2-Dibromo-3-chloropropane	<25.7	25.7	ug/l	SW-846 5030/8260	7/03/95	PSF
1,2-Dibromoethane (EDB)	<1.80	1.80	ug/l	SW-846 5030/8260	7/03/95	PSF
Dibromomethane	<2.80	2.80	ug/l	SW-846 5030/8260	7/03/95	PSF
1,2-Dichlorobenzene	<1.70	1.70	ug/l	SW-846 5030/8260	7/03/95	PSF
1,3-Dichlorobenzene	<4.30	4.30	ug/l	SW-846 5030/8260	7/03/95	PSF
1,4-Dichlorobenzene	<3.40	3.40	ug/l	SW-846 5030/8260	7/03/95	PSF
cis-1,4-Dichloro-2-butene	<8.00	8.00	ug/l	SW-846 5030/8260	7/03/95	PSF
trans-1,4-Dichloro-2-butene	<6.60	6.60	ug/l	SW-846 5030/8260	7/03/95	PSF
Dichlorodifluoromethane	<7.00	7.00	ug/l	SW-846 5030/8260	7/03/95	PSF
1,1-Dichloroethane	<1.60	1.60	ug/l	SW-846 5030/8260	7/03/95	PSF
1,2-Dichloroethane	<3.80	3.80	ug/l	SW-846 5030/8260	7/03/95	PSF
1,1-Dichloroethene	<4.30	4.30	ug/l	SW-846 5030/8260	7/03/95	PSF
trans-1,2-Dichloroethene	<3.90	3.90	ug/l	SW-846 5030/8260	7/03/95	PSF

STANDARD LABORATORIES, INC. 2315 Glenview Drive Evansville, IN 47720 PH (812) 424-2909 FAX (812) 424-0667

LABORATORY TESTS RESULTS

Report Dated: 7/06/95

Page 7

JOB NUMBER: 9506-01182

CUSTOMER: Standard Laboratories, Inc. 55 ATTN: Scott Robbins

LABORATORY I.D.: 9506-01182 -3
 DATE SAMPLED: 6/30/95
 TIME SAMPLED: 2:33
 DATE RECEIVED: 7/01/95
 TIME RECEIVED: 10:00

SAMPLE I.D.: Main Line Sample S1 S106300233 57448

TEST DESCRIPTION	FINAL RESULT	DETECTION LIMIT	UNIT OF MEASURE	TEST METHOD	DATE	TECHNICIAN
1,2-Dichloropropane	<3.50	3.50	ug/l	SW-846 5030/8260	7/03/95	PSF
cis-1,3-Dichloropropene	<3.90	3.90	ug/l	SW-846 5030/8260	7/03/95	PSF
trans-1,3-Dichloropropene	<4.30	4.30	ug/l	SW-846 5030/8260	7/03/95	PSF
Ethylbenzene	<3.60	3.60	ug/l	SW-846 5030/8260	7/03/95	PSF
Ethyl Methacrylate	<1.80	1.80	ug/l	SW-846 5030/8260	7/03/95	PSF
Hexachlorobutadiene	<10.6	10.6	ug/l	SW-846 5030/8260	7/03/95	PSF
Hexachloroethane	<2.40	2.40	ug/l	SW-846 5030/8260	7/03/95	PSF
2-Hexanone	<10.9	10.9	ug/l	SW-846 5030/8260	7/03/95	PSF
Iodomethane	<4.30	4.30	ug/l	SW-846 5030/8260	7/03/95	PSF
Isobutyl alcohol	6.62	1.00	ug/l	SW-846 5030/8260	7/03/95	PSF
Methylene chloride	<98.4	98.4	ug/l	SW-846 5030/8260	7/03/95	PSF
Methyl methacrylate	<4.00	4.00	ug/l	SW-846 5030/8260	7/03/95	PSF
4-Methyl-2-pentanone	<10.0	10.0	ug/l	SW-846 5030/8260	7/03/95	PSF
Naphthalene	<6.80	6.80	ug/l	SW-846 5030/8260	7/03/95	PSF
Pentachloroethane	<1.50	1.50	ug/l	SW-846 5030/8260	7/03/95	PSF
Propionitrile	<6.80	6.80	ug/l	SW-846 5030/8260	7/03/95	PSF
Styrene	<1.30	1.30	ug/l	SW-846 5030/8260	7/03/95	PSF
1,1,1,2-Tetrachloroethane	<3.80	3.80	ug/l	SW-846 5030/8260	7/03/95	PSF
1,1,2,2-Tetrachloroethane	<2.80	2.80	ug/l	SW-846 5030/8260	7/03/95	PSF
Tetrachloroethene	<5.20	5.20	ug/l	SW-846 5030/8260	7/03/95	PSF
Toluene	<3.10	3.10	ug/l	SW-846 5030/8260	7/03/95	PSF
1,2,4-Trichlorobenzene	<7.90	7.90	ug/l	SW-846 5030/8260	7/03/95	PSF
1,1,1-Trichloroethane	<3.60	3.60	ug/l	SW-846 5030/8260	7/03/95	PSF
1,1,2-Trichloroethane	<2.20	2.20	ug/l	SW-846 5030/8260	7/03/95	PSF
Trichloroethene	<3.80	3.80	ug/l	SW-846 5030/8260	7/03/95	PSF
Trichlorofluoromethane	<2.60	2.60	ug/l	SW-846 5030/8260	7/03/95	PSF
1,2,3-Trichloropropane	<18.8	18.8	ug/l	SW-846 5030/8260	7/03/95	PSF
Vinyl acetate	<1.50	1.50	ug/l	SW-846 5030/8260	7/03/95	PSF
Vinyl Chloride	<5.10	5.10	ug/l	SW-846 5030/8260	7/03/95	PSF
o-Xylene	<4.00	4.00	ug/l	SW-846 5030/8260	7/03/95	PSF
m-p-Xylene	<5.80	5.80	ug/l	SW-846 5030/8260	7/03/95	PSF

STANDARD LABORATORIES, INC. 2315 Glenview Drive Evansville, IN 47720 PH (812) 424-2909 FAX (812) 424-0667

QUALITY ASSURANCE REPORT

Report Dated: 7/06/95

Page 1

JOB NUMBER: 9506-01182

CUSTOMER: Standard Laboratories, Inc. 55 ATTN: Scott Robbins

ANALYSIS				DUPLICATES		REFERENCE STANDARDS		MATRIX SPIKES		
ANALYSIS TYPE	ANALYSIS SUB-TYPE	ANALYSIS I.D.	ANALYZED VALUE (A)	DUPLICATE VALUE (B)	RPD	TRUE VALUE	PERCENT RECOVERY	ORIGINAL VALUE	SPIKE ADDED	PERCENT RECOVERY
PARAMETER: Ethylbenzene DETECTION LIMIT: 0.04 UNITS: ug/l				DATE/TIME ANALYZED: 7/03/95 9:00 METHOD REFERENCE: SW-846 5030/8260		QC BATCH NUMBER: 952830 TECHNICIAN: PSF				
BLANK	CALIB CHK	BATCH BLANK	<0.36							
DUP2	ANALYTICAL	9506-01182-003Q			5.00					
DUPLICATE	ANALYTICAL	9506-01182-001D	<3.60	<3.60	2.00			298	260.00	114.00
SPIKE	ANALYTICAL	9506-01182-003S	<3.60							
STANDARD	CALIB CHK	CHECK STD	28			20	140.00			
PARAMETER: Styrene DETECTION LIMIT: 0.01 UNITS: ug/l				DATE/TIME ANALYZED: 7/03/95 9:00 METHOD REFERENCE: SW-846 5030/8260		QC BATCH NUMBER: 952830 TECHNICIAN: PSF				
BLANK	CALIB CHK	BATCH BLANK	<0.13							
DUP2	ANALYTICAL	9506-01182-003Q			4.00					
DUPLICATE	ANALYTICAL	9506-01182-001D	<1.30	<1.30	9.00			227	200.00	113.00
SPIKE	ANALYTICAL	9506-01182-003S	<1.30							
STANDARD	CALIB CHK	CHECK STD	21			20	105.00			
PARAMETER: cis-1,3-Dichloropropene DETECTION LIMIT: 0.04 UNITS: ug/l				DATE/TIME ANALYZED: 7/03/95 9:00 METHOD REFERENCE: SW-846 5030/8260		QC BATCH NUMBER: 952830 TECHNICIAN: PSF				
BLANK	CALIB CHK	BATCH BLANK	<0.39							
DUP2	ANALYTICAL	9506-01182-003Q			10.00					
DUPLICATE	ANALYTICAL	9506-01182-001D	<3.90	<3.90	200.00			505	400.00	126.00
SPIKE	ANALYTICAL	9506-01182-003S	<3.90							
STANDARD	CALIB CHK	CHECK STD	50			20	250.00			
PARAMETER: trans-1,3-Dichloropropene DETECTION LIMIT: 0.04 UNITS: ug/l				DATE/TIME ANALYZED: 7/03/95 9:00 METHOD REFERENCE: SW-846 5030/8260		QC BATCH NUMBER: 952830 TECHNICIAN: PSF				
BLANK	CALIB CHK	BATCH BLANK	<0.43							
DUP2	ANALYTICAL	9506-01182-003Q			10.00					
DUPLICATE	ANALYTICAL	9506-01182-001D	<4.30	<4.30	200.00			450	400.00	112.00
SPIKE	ANALYTICAL	9506-01182-003S	<4.30							
STANDARD	CALIB CHK	CHECK STD	44			20	220.00			
PARAMETER: 1,4-Dichlorobenzene DETECTION LIMIT: 0.03 UNITS: ug/l				DATE/TIME ANALYZED: 7/03/95 9:00 METHOD REFERENCE: SW-846 5030/8260		QC BATCH NUMBER: 952830 TECHNICIAN: PSF				
BLANK	CALIB CHK	BATCH BLANK	<0.34							
DUP2	ANALYTICAL	9506-01182-003Q			2.00					
DUPLICATE	ANALYTICAL	9506-01182-001D	<3.40	<3.40	22.00			204	200.00	102.00
SPIKE	ANALYTICAL	9506-01182-003S	<3.40							
STANDARD	CALIB CHK	CHECK STD	20			20	100.00			
PARAMETER: 1,2-Dibromoethane (EDB) DETECTION LIMIT: 0.02 UNITS: ug/l				DATE/TIME ANALYZED: 7/03/95 9:00 METHOD REFERENCE: SW-846 5030/8260		QC BATCH NUMBER: 952830 TECHNICIAN: PSF				
BLANK	CALIB CHK	BATCH BLANK	<0.18							
DUP2	ANALYTICAL	9506-01182-003Q			6.00					
DUPLICATE	ANALYTICAL	9506-01182-001D	<1.80	<1.80	0.00			195	200.00	98.00
SPIKE	ANALYTICAL	9506-01182-003S	<1.80							
STANDARD	CALIB CHK	CHECK STD	19			20	95.00			

STANDARD LABORATORIES, INC. 2315 Glenview Drive Evansville, IN 47720 PH (812) 424-2909 FAX (812) 424-0667

NC = Not Calculable Due To Lower Than The Detection Limit

Quality Control Acceptance Criteria:

Blanks..... Analyzed Value <= Detection Limit
 Reference Standards 100 +/- 10 Percent Recovery
 Duplicates..... 20 Percent Relative Difference, Unless Values Are Below Detection Limits
 Spikes..... 100 +/- 25 Percent Recovery

Note: Data Reported In QA Report May Be Lower Than Value On Sample Data Page Due To Dilution Of Sample Into Analytical Range

QUALITY ASSURANCE REPORT

Report Dated: 7/06/95

Page 2

JOB NUMBER: 9506-01182

CUSTOMER: Standard Laboratories, Inc. 55 ATTN: Scott Robbins

ANALYSIS				DUPLICATES		REFERENCE STANDARDS		MATRIX SPIKES		
ANALYSIS TYPE	ANALYSIS SUB-TYPE	ANALYSIS I.D.	ANALYZED VALUE (A)	DUPLICATE VALUE (B)	RPD	TRUE VALUE	PERCENT RECOVERY	ORIGINAL VALUE	SPIKE ADDED	PERCENT RECOVERY
PARAMETER: Acrolein DETECTION LIMIT: 0.37 UNITS: ug/l			DATE/TIME ANALYZED: 7/03/95 9:00 METHOD REFERENCE: SW-846 5030/8260			QC BATCH NUMBER: 952830 TECHNICIAN: PSF				
BLANK	CALIB CHK	BATCH BLANK	<3.65							
DUP2	ANALYTICAL	9506-01182-003Q			10.00					
DUPLICATE	ANALYTICAL	9506-01182-001D	<36.5	<36.5	30.00			135	200.00	67.00
SPIKE	ANALYTICAL	9506-01182-003S	<36.5							
STANDARD	CALIB CHK	CHECK STD	13.1			20	66.00			
PARAMETER: Allyl chloride DETECTION LIMIT: 0.09 UNITS: ug/l			DATE/TIME ANALYZED: 7/03/95 9:00 METHOD REFERENCE: SW-846 5030/8260			QC BATCH NUMBER: 952830 TECHNICIAN: PSF				
BLANK	CALIB CHK	BATCH BLANK	<0.94							
DUP2	ANALYTICAL	9506-01182-003Q			1.00					
DUPLICATE	ANALYTICAL	9506-01182-001D	<9.40	<9.40	0.00			177	200.00	89.00
SPIKE	ANALYTICAL	9506-01182-003S	<9.40							
STANDARD	CALIB CHK	CHECK STD	20			20	100.00			
PARAMETER: 1,2-Dichloroethane DETECTION LIMIT: 0.04 UNITS: ug/l			DATE/TIME ANALYZED: 7/03/95 9:00 METHOD REFERENCE: SW-846 5030/8260			QC BATCH NUMBER: 952830 TECHNICIAN: PSF				
BLANK	CALIB CHK	BATCH BLANK	<0.38							
DUP2	ANALYTICAL	9506-01182-003Q			6.00					
DUPLICATE	ANALYTICAL	9506-01182-001D	<3.80	<3.80	64.00			213	200.00	106.00
SPIKE	ANALYTICAL	9506-01182-003S	<3.80							
STANDARD	CALIB CHK	CHECK STD	20			20	100.00			
PARAMETER: Propionitrile DETECTION LIMIT: 0.07 UNITS: ug/l			DATE/TIME ANALYZED: 7/03/95 9:00 METHOD REFERENCE: SW-846 5030/8260			QC BATCH NUMBER: 952830 TECHNICIAN: PSF				
BLANK	CALIB CHK	BATCH BLANK	<0.68							
DUP2	ANALYTICAL	9506-01182-003Q			8.00					
DUPLICATE	ANALYTICAL	9506-01182-001D	<6.80	<6.80	0.00			166	200.00	83.00
SPIKE	ANALYTICAL	9506-01182-003S	<6.80							
STANDARD	CALIB CHK	CHECK STD	16			20	80.00			
PARAMETER: Acrylonitrile DETECTION LIMIT: 0.11 UNITS: ug/l			DATE/TIME ANALYZED: 7/03/95 9:00 METHOD REFERENCE: SW-846 5030/8260			QC BATCH NUMBER: 952830 TECHNICIAN: PSF				
BLANK	CALIB CHK	BATCH BLANK	<1.08							
DUP2	ANALYTICAL	9506-01182-003Q			4.00					
DUPLICATE	ANALYTICAL	9506-01182-001D	<10.8	<10.8	0.00			162	200.00	81.00
SPIKE	ANALYTICAL	9506-01182-003S	<10.8							
STANDARD	CALIB CHK	CHECK STD	18.2			20	91.00			
PARAMETER: Vinyl acetate DETECTION LIMIT: 0.02 UNITS: ug/l			DATE/TIME ANALYZED: 7/03/95 9:00 METHOD REFERENCE: SW-846 5030/8260			QC BATCH NUMBER: 952830 TECHNICIAN: PSF				
BLANK	CALIB CHK	BATCH BLANK	<0.15							
DUP2	ANALYTICAL	9506-01182-003Q			20.00					
DUPLICATE	ANALYTICAL	9506-01182-001D	<1.50	<1.50	0.00			194	200.00	97.00
SPIKE	ANALYTICAL	9506-01182-003S	<1.50							
STANDARD	CALIB CHK	CHECK STD	20			20	100.00			

STANDARD LABORATORIES, INC. 2315 Glenview Drive Evansville, IN 47720 PH (812) 424-2909 FAX (812) 424-0667

NC = Not Calculable Due To Lower Than The Detection Limit

Quality Control Acceptance Criteria:

Blanks..... Analyzed Value <= Detection Limit
Reference Standards 100 +/- 10 Percent Recovery
Duplicates..... 20 Percent Relative Difference, Unless Values Are Below Detection Limits
Spikes..... 100 +/- 25 Percent Recovery

Note: Data Reported In QA Report May Be Lower Than Value On Sample Data Page Due To Dilution Of Sample Into Analytical Range

QUALITY ASSURANCE REPORT

Report Dated: 7/06/95

Page 3

JOB NUMBER: 9506-01182

CUSTOMER: Standard Laboratories, Inc. 55 ATTN: Scott Robbins

ANALYSIS				DUPLICATES		REFERENCE STANDARDS		MATRIX SPIKES		
ANALYSIS TYPE	ANALYSIS SUB-TYPE	ANALYSIS I.D.	ANALYZED VALUE (A)	DUPLICATE VALUE (B)	RPD	TRUE VALUE	PERCENT RECOVERY	ORIGINAL VALUE	SPIKE ADDED	PERCENT RECOVERY
PARAMETER: 4-Methyl-2-pentanone DETECTION LIMIT: 0.10 UNITS: ug/l				DATE/TIME ANALYZED: 7/03/95 9:00 METHOD REFERENCE: SW-846 5030/8260			QC BATCH NUMBER: 952830 TECHNICIAN: PSF			
BLANK	CALIB CHK	BATCH BLANK	<1.00							
DUP2	ANALYTICAL	9506-01182-003Q			6.00					
DUPLICATE	ANALYTICAL	9506-01182-001D	<10.0	<10.0	4.00					
SPIKE	ANALYTICAL	9506-01182-003S	<10.0					158	200.00	79.00
STANDARD	CALIB CHK	CHECK STD	16.0			20	80.00			
PARAMETER: Toluene DETECTION LIMIT: 0.03 UNITS: ug/l				DATE/TIME ANALYZED: 7/03/95 9:00 METHOD REFERENCE: SW-846 5030/8260			QC BATCH NUMBER: 952830 TECHNICIAN: PSF			
BLANK	CALIB CHK	BATCH BLANK	<0.31							
DUP2	ANALYTICAL	9506-01182-003Q			2.00					
DUPLICATE	ANALYTICAL	9506-01182-001D	11.5	11.8	3.00					
SPIKE	ANALYTICAL	9506-01182-003S	<3.10					226	200.00	112.00
STANDARD	CALIB CHK	CHECK STD	22			20	110.00			
PARAMETER: Chlorobenzene DETECTION LIMIT: 0.01 UNITS: ug/l				DATE/TIME ANALYZED: 7/03/95 9:00 METHOD REFERENCE: SW-846 5030/8260			QC BATCH NUMBER: 952830 TECHNICIAN: PSF			
BLANK	CALIB CHK	BATCH BLANK	<0.13							
DUP2	ANALYTICAL	9506-01182-003Q			4.00					
DUPLICATE	ANALYTICAL	9506-01182-001D	<1.30	<1.30	10.00					
SPIKE	ANALYTICAL	9506-01182-003S	<1.30					209	200.00	104.00
STANDARD	CALIB CHK	CHECK STD	20			20	100.00			
PARAMETER: trans-1,4-Dichloro-2-butene DETECTION LIMIT: 0.07 UNITS: ug/l				DATE/TIME ANALYZED: 7/03/95 9:00 METHOD REFERENCE: SW-846 5030/8260			QC BATCH NUMBER: 952830 TECHNICIAN: PSF			
BLANK	CALIB CHK	BATCH BLANK	<0.66							
DUP2	ANALYTICAL	9506-01182-003Q			10.00					
DUPLICATE	ANALYTICAL	9506-01182-001D	<6.60	<6.60	0.00					
SPIKE	ANALYTICAL	9506-01182-003S	<6.60					344	400.00	86.00
STANDARD	CALIB CHK	CHECK STD	36			20	180.00			
PARAMETER: 2-Chloroethylvinyl ether DETECTION LIMIT: 0.05 UNITS: ug/l				DATE/TIME ANALYZED: 7/03/95 9:00 METHOD REFERENCE: SW-846 5030/8260			QC BATCH NUMBER: 952830 TECHNICIAN: PSF			
BLANK	CALIB CHK	BATCH BLANK	<0.53							
DUP2	ANALYTICAL	9506-01182-003Q			20.00					
DUPLICATE	ANALYTICAL	9506-01182-001D	<5.30	<5.30	200.00					
SPIKE	ANALYTICAL	9506-01182-003S	<5.30					412	400.00	103.00
STANDARD	CALIB CHK	CHECK STD	32			20	160.00			
PARAMETER: 1,2,4-Trichlorobenzene DETECTION LIMIT: 0.08 UNITS: ug/l				DATE/TIME ANALYZED: 7/03/95 9:00 METHOD REFERENCE: SW-846 5030/8260			QC BATCH NUMBER: 952830 TECHNICIAN: PSF			
BLANK	CALIB CHK	BATCH BLANK	<0.79							
DUP2	ANALYTICAL	9506-01182-003Q			10.00					
DUPLICATE	ANALYTICAL	9506-01182-001D	<7.90	<7.90	74.00					
SPIKE	ANALYTICAL	9506-01182-003S	<7.90					222	200.00	111.00
STANDARD	CALIB CHK	CHECK STD	22			20	110.00			

STANDARD LABORATORIES, INC. 2315 Glenview Drive Evansville, IN 47720 PH (812) 424-2909 FAX (812) 424-0667

NC = Not Calculable Due To Lower Than The Detection Limit

Quality Control Acceptance Criteria:

- Blanks..... Analyzed Value <= Detection Limit
- Reference Standards 100 +/- 10 Percent Recovery
- Duplicates..... 20 Percent Relative Difference, Unless Values Are Below Detection Limits
- Spikes..... 100 +/- 25 Percent Recovery

Note: Data Reported In QA Report May Be Lower Than Value On Sample Data Page Due To Dilution Of Sample Into Analytical Range

QUALITY ASSURANCE REPORT

Report Dated: 7/06/95

Page 4

JOB NUMBER: 9506-01182

CUSTOMER: Standard Laboratories, Inc. 55 ATTN: Scott Robbins

ANALYSIS				DUPLICATES		REFERENCE STANDARDS		MATRIX SPIKES		
ANALYSIS TYPE	ANALYSIS SUB-TYPE	ANALYSIS I.D.	ANALYZED VALUE (A)	DUPLICATE VALUE (B)	RPD	TRUE VALUE	PERCENT RECOVERY	ORIGINAL VALUE	SPIKE ADDED	PERCENT RECOVERY
PARAMETER: Chlorodibromomethane DETECTION LIMIT: 0.02 UNITS: ug/l				DATE/TIME ANALYZED: 7/03/95 9:00 METHOD REFERENCE: SW-846 5030/8260		QC BATCH NUMBER: 952830 TECHNICIAN: PSF				
BLANK	CALIB CHK	BATCH BLANK	<0.18							
DUP2	ANALYTICAL	9506-01182-003Q			6.00					
DUPLICATE	ANALYTICAL	9506-01182-001D	<1.80	<1.80	0.00			207	200.00	104.00
SPIKE	ANALYTICAL	9506-01182-003S	<1.80							
STANDARD	CALIB CHK	CHECK STD	20			20	100.00			
PARAMETER: 2-Chloro-1,3-Butadiene DETECTION LIMIT: 0.03 UNITS: ug/l				DATE/TIME ANALYZED: 7/03/95 9:00 METHOD REFERENCE: SW-846 5030/8260		QC BATCH NUMBER: 952830 TECHNICIAN: PSF				
BLANK	CALIB CHK	BATCH BLANK	<0.30							
DUP2	ANALYTICAL	9506-01182-003Q			10.00					
DUPLICATE	ANALYTICAL	9506-01182-001D	<3.00	<3.00	7.00					
SPIKE	ANALYTICAL	9506-01182-003S	<3.00					227	200.00	113.00
STANDARD	CALIB CHK	CHECK STD	22			20	110.00			
PARAMETER: Tetrachloroethene DETECTION LIMIT: 0.05 UNITS: ug/l				DATE/TIME ANALYZED: 7/03/95 9:00 METHOD REFERENCE: SW-846 5030/8260		QC BATCH NUMBER: 952830 TECHNICIAN: PSF				
BLANK	CALIB CHK	BATCH BLANK	<0.52							
DUP2	ANALYTICAL	9506-01182-003Q			6.00					
DUPLICATE	ANALYTICAL	9506-01182-001D	<5.20	<5.20	7.00					
SPIKE	ANALYTICAL	9506-01182-003S	<5.20					414	290.00	142.00
STANDARD	CALIB CHK	CHECK STD	39			20	195.00			
PARAMETER: cis-1,4-Dichloro-2-butene DETECTION LIMIT: 0.08 UNITS: ug/l				DATE/TIME ANALYZED: 7/03/95 9:00 METHOD REFERENCE: SW-846 5030/8260		QC BATCH NUMBER: 952830 TECHNICIAN: PSF				
BLANK	CALIB CHK	BATCH BLANK	<0.80							
DUP2	ANALYTICAL	9506-01182-003Q			10.00					
DUPLICATE	ANALYTICAL	9506-01182-001D	<8.00	<8.00	25.00					
SPIKE	ANALYTICAL	9506-01182-003S	<8.00					360	400.00	90.00
STANDARD	CALIB CHK	CHECK STD	38			20	190.00			
PARAMETER: trans-1,2-Dichloroethene DETECTION LIMIT: 0.04 UNITS: ug/l				DATE/TIME ANALYZED: 7/03/95 9:00 METHOD REFERENCE: SW-846 5030/8260		QC BATCH NUMBER: 952830 TECHNICIAN: PSF				
BLANK	CALIB CHK	BATCH BLANK	<0.39							
DUP2	ANALYTICAL	9506-01182-003Q			4.00					
DUPLICATE	ANALYTICAL	9506-01182-001D	<3.90	<3.90	67.00					
SPIKE	ANALYTICAL	9506-01182-003S	<3.90					200	200.00	100.00
STANDARD	CALIB CHK	CHECK STD	20			20	100.00			
PARAMETER: 1,3-Dichlorobenzene DETECTION LIMIT: 0.04 UNITS: ug/l				DATE/TIME ANALYZED: 7/03/95 9:00 METHOD REFERENCE: SW-846 5030/8260		QC BATCH NUMBER: 952830 TECHNICIAN: PSF				
BLANK	CALIB CHK	BATCH BLANK	<0.43							
DUP2	ANALYTICAL	9506-01182-003Q			2.00					
DUPLICATE	ANALYTICAL	9506-01182-001D	<4.30	<4.30	17.00					
SPIKE	ANALYTICAL	9506-01182-003S	<4.30					211	200.00	105.00
STANDARD	CALIB CHK	CHECK STD	21			20	105.00			

STANDARD LABORATORIES, INC. 2315 Glenview Drive Evansville, IN 47720 PH (812) 424-2909 FAX (812) 424-0667

NC = Not Calculable Due To Lower Than The Detection Limit

Quality Control Acceptance Criteria:

Blanks..... Analyzed Value <= Detection Limit
 Reference Standards 100 +/- 10 Percent Recovery
 Duplicates..... 20 Percent Relative Difference, Unless Values Are Below Detection Limits
 Spikes..... 100 +/- 25 Percent Recovery

Note: Data Reported In QA Report May Be Lower Than Value On Sample Data Page Due To Dilution Of Sample Into Analytical Range

QUALITY ASSURANCE REPORT

Report Dated: 7/06/95

Page 5

JOB NUMBER: 9506-01182

CUSTOMER: Standard Laboratories, Inc. 55 ATTN: Scott Robbins

ANALYSIS				DUPLICATES		REFERENCE STANDARDS		MATRIX SPIKES		
ANALYSIS TYPE	ANALYSIS SUB-TYPE	ANALYSIS I.D.	ANALYZED VALUE (A)	DUPLICATE VALUE (B)	RPD	TRUE VALUE	PERCENT RECOVERY	ORIGINAL VALUE	SPIKE ADDED	PERCENT RECOVERY
PARAMETER: Carbon tetrachloride DETECTION LIMIT: 0.05 UNITS: ug/l				DATE/TIME ANALYZED: 7/03/95 9:00 METHOD REFERENCE: SW-846 5030/8260		QC BATCH NUMBER: 952830 TECHNICIAN: PSF				
BLANK	CALIB CHK	BATCH BLANK	<0.50							
DUP2	ANALYTICAL	9506-01182-003Q			3.00					
DUPLICATE	ANALYTICAL	9506-01182-001D	<5.00	<5.00	5.00			207	200.00	103.00
SPIKE	ANALYTICAL	9506-01182-003S	<5.00							
STANDARD	CALIB CHK	CHECK STD	20			20	100.00			
PARAMETER: 2-Hexanone DETECTION LIMIT: 0.11 UNITS: ug/l				DATE/TIME ANALYZED: 7/03/95 9:00 METHOD REFERENCE: SW-846 5030/8260		QC BATCH NUMBER: 952830 TECHNICIAN: PSF				
BLANK	CALIB CHK	BATCH BLANK	<1.09							
DUP2	ANALYTICAL	9506-01182-003Q			10.00					
DUPLICATE	ANALYTICAL	9506-01182-001D	<10.9	<10.9	105.00			155	200.00	77.00
SPIKE	ANALYTICAL	9506-01182-003S	<10.9							
STANDARD	CALIB CHK	CHECK STD	15.5			20	78.00			
PARAMETER: 1,1,1,2-Tetrachloroethane DETECTION LIMIT: 0.04 UNITS: ug/l				DATE/TIME ANALYZED: 7/03/95 9:00 METHOD REFERENCE: SW-846 5030/8260		QC BATCH NUMBER: 952830 TECHNICIAN: PSF				
BLANK	CALIB CHK	BATCH BLANK	<0.38							
DUP2	ANALYTICAL	9506-01182-003Q			4.00					
DUPLICATE	ANALYTICAL	9506-01182-001D	<3.80	<3.80	0.00			213	200.00	107.00
SPIKE	ANALYTICAL	9506-01182-003S	<3.80							
STANDARD	CALIB CHK	CHECK STD	20			20	100.00			
PARAMETER: Acetone DETECTION LIMIT: 1.17 UNITS: ug/l				DATE/TIME ANALYZED: 7/03/95 9:00 METHOD REFERENCE: SW-846 5030/8260		QC BATCH NUMBER: 952830 TECHNICIAN: PSF				
BLANK	CALIB CHK	BATCH BLANK	<11.6							
DUP2	ANALYTICAL	9506-01182-003Q			1.00					
DUPLICATE	ANALYTICAL	9506-01182-001D	2180	2230	2.00			383	200.00	91.00
SPIKE	ANALYTICAL	9506-01182-003S	202							
STANDARD	CALIB CHK	CHECK STD	18.9			20	95.00			
PARAMETER: Chloroform DETECTION LIMIT: 0.07 UNITS: ug/l				DATE/TIME ANALYZED: 7/03/95 9:00 METHOD REFERENCE: SW-846 5030/8260		QC BATCH NUMBER: 952830 TECHNICIAN: PSF				
BLANK	CALIB CHK	BATCH BLANK	<0.74							
DUP2	ANALYTICAL	9506-01182-003Q			4.00					
DUPLICATE	ANALYTICAL	9506-01182-001D	<7.40	<7.40	2.00			209	200.00	102.00
SPIKE	ANALYTICAL	9506-01182-003S	<7.40							
STANDARD	CALIB CHK	CHECK STD	20			20	100.00			
PARAMETER: Hexachloroethane DETECTION LIMIT: 0.02 UNITS: ug/l				DATE/TIME ANALYZED: 7/03/95 9:00 METHOD REFERENCE: SW-846 5030/8260		QC BATCH NUMBER: 952830 TECHNICIAN: PSF				
BLANK	CALIB CHK	BATCH BLANK	<0.24							
DUP2	ANALYTICAL	9506-01182-003Q			10.00					
DUPLICATE	ANALYTICAL	9506-01182-001D	<2.40	<2.40	200.00			178	200.00	89.00
SPIKE	ANALYTICAL	9506-01182-003S	<2.40							
STANDARD	CALIB CHK	CHECK STD	18			20	90.00			

STANDARD LABORATORIES, INC. 2315 Glenview Drive Evansville, IN 47720 PH (812) 424-2909 FAX (812) 424-0667

NC = Not Calculable Due To Lower Than The Detection Limit

Quality Control Acceptance Criteria:

Blanks..... Analyzed Value <= Detection Limit
 Reference Standards 100 +/- 10 Percent Recovery
 Duplicates..... 20 Percent Relative Difference, Unless Values Are Below Detection Limits
 Spikes..... 100 +/- 25 Percent Recovery

Note: Data Reported In QA Report May Be Lower Than Value On Sample Data Page Due To Dilution Of Sample Into Analytical Range

QUALITY ASSURANCE REPORT

Report Dated: 7/06/95

Page 6

JOB NUMBER: 9506-01182

CUSTOMER: Standard Laboratories, Inc. 55 ATTN: Scott Robbins

ANALYSIS				DUPLICATES		REFERENCE STANDARDS		MATRIX SPIKES		
ANALYSIS TYPE	ANALYSIS SUB-TYPE	ANALYSIS I.D.	ANALYZED VALUE (A)	DUPLICATE VALUE (B)	RPD	TRUE VALUE	PERCENT RECOVERY	ORIGINAL VALUE	SPIKE ADDED	PERCENT RECOVERY
PARAMETER: Benzene DETECTION LIMIT: 0.02 UNITS: ug/l				DATE/TIME ANALYZED: 7/03/95 9:00 METHOD REFERENCE: SW-846 5030/8260		QC BATCH NUMBER: 952830 TECHNICIAN: PSF				
BLANK	CALIB CHK	BATCH BLANK	<0.16							
DUP2	ANALYTICAL	9506-01182-003Q			4.00					
DUPLICATE	ANALYTICAL	9506-01182-001D	<1.60	1.81	19.00			208	200.00	104.00
SPIKE	ANALYTICAL	9506-01182-003S	<1.60							
STANDARD	CALIB CHK	CHECK STD	21			20	105.00			
PARAMETER: 1,1,1-Trichloroethane DETECTION LIMIT: 0.04 UNITS: ug/l				DATE/TIME ANALYZED: 7/03/95 9:00 METHOD REFERENCE: SW-846 5030/8260		QC BATCH NUMBER: 952830 TECHNICIAN: PSF				
BLANK	CALIB CHK	BATCH BLANK	<0.36							
DUP2	ANALYTICAL	9506-01182-003Q			4.00					
DUPLICATE	ANALYTICAL	9506-01182-001D	12.2	12.2	0.00			212	200.00	106.00
SPIKE	ANALYTICAL	9506-01182-003S	<3.60							
STANDARD	CALIB CHK	CHECK STD	20			20	100.00			
PARAMETER: Bromomethane DETECTION LIMIT: 0.25 UNITS: ug/l				DATE/TIME ANALYZED: 7/03/95 9:00 METHOD REFERENCE: SW-846 5030/8260		QC BATCH NUMBER: 952830 TECHNICIAN: PSF				
BLANK	CALIB CHK	BATCH BLANK	<2.49							
DUP2	ANALYTICAL	9506-01182-003Q			2.00					
DUPLICATE	ANALYTICAL	9506-01182-001D	<24.9	<24.9	51.00			199	200.00	95.00
SPIKE	ANALYTICAL	9506-01182-003S	<24.9							
STANDARD	CALIB CHK	CHECK STD	21.1			20	106.00			
PARAMETER: Chloromethane DETECTION LIMIT: 0.06 UNITS: ug/l				DATE/TIME ANALYZED: 7/03/95 9:00 METHOD REFERENCE: SW-846 5030/8260		QC BATCH NUMBER: 952830 TECHNICIAN: PSF				
BLANK	CALIB CHK	BATCH BLANK	<0.60							
DUP2	ANALYTICAL	9506-01182-003Q			6.00					
DUPLICATE	ANALYTICAL	9506-01182-001D	<6.00	<6.00	10.00			165	200.00	82.00
SPIKE	ANALYTICAL	9506-01182-003S	<6.00							
STANDARD	CALIB CHK	CHECK STD	17			20	85.00			
PARAMETER: Iodomethane DETECTION LIMIT: 0.04 UNITS: ug/l				DATE/TIME ANALYZED: 7/03/95 9:00 METHOD REFERENCE: SW-846 5030/8260		QC BATCH NUMBER: 952830 TECHNICIAN: PSF				
BLANK	CALIB CHK	BATCH BLANK	<0.43							
DUP2	ANALYTICAL	9506-01182-003Q			60.00					
DUPLICATE	ANALYTICAL	9506-01182-001D	<4.30	<4.30	0.00			256	200.00	128.00
SPIKE	ANALYTICAL	9506-01182-003S	<4.30							
STANDARD	CALIB CHK	CHECK STD	28			20	140.00			
PARAMETER: Dibromomethane DETECTION LIMIT: 0.03 UNITS: ug/l				DATE/TIME ANALYZED: 7/03/95 9:00 METHOD REFERENCE: SW-846 5030/8260		QC BATCH NUMBER: 952830 TECHNICIAN: PSF				
BLANK	CALIB CHK	BATCH BLANK	<0.28							
DUP2	ANALYTICAL	9506-01182-003Q			5.00					
DUPLICATE	ANALYTICAL	9506-01182-001D	<2.80	<2.80	0.00			207	200.00	104.00
SPIKE	ANALYTICAL	9506-01182-003S	<2.80							
STANDARD	CALIB CHK	CHECK STD	20			20	100.00			

STANDARD LABORATORIES, INC. 2315 Glenview Drive Evansville, IN 47720 PH (812) 424-2909 FAX (812) 424-0667

NC = Not Calculable Due To Lower Than The Detection Limit

Quality Control Acceptance Criteria:

Blanks..... Analyzed Value <= Detection Limit
 Reference Standards 100 +/- 10 Percent Recovery
 Duplicates..... 20 Percent Relative Difference, Unless Values Are Below Detection Limits
 Spikes..... 100 +/- 25 Percent Recovery

Note: Data Reported In QA Report May Be Lower Than Value On Sample Data Page Due To Dilution Of Sample Into Analytical Range

QUALITY ASSURANCE REPORT

Report Dated: 7/06/95

Page 7

JOB NUMBER: 9506-01182

CUSTOMER: Standard Laboratories, Inc. 55 ATTN: Scott Robbins

ANALYSIS				DUPLICATES		REFERENCE STANDARDS		MATRIX SPIKES		
ANALYSIS TYPE	ANALYSIS SUB-TYPE	ANALYSIS I.D.	ANALYZED VALUE (A)	DUPLICATE VALUE (B)	RPD	TRUE VALUE	PERCENT RECOVERY	ORIGINAL VALUE	SPIKE ADDED	PERCENT RECOVERY
PARAMETER: Bromochloromethane DETECTION LIMIT: 0.06 UNITS: ug/l				DATE/TIME ANALYZED: 7/03/95 9:00 METHOD REFERENCE: SW-846 5030/8260		QC BATCH NUMBER: 952830 TECHNICIAN: PSF				
BLANK	CALIB CHK	BATCH BLANK	<0.59							
DUP2	ANALYTICAL	9506-01182-003Q			9.00					
DUPLICATE	ANALYTICAL	9506-01182-001D	<5.90	<5.90	0.00					
SPIKE	ANALYTICAL	9506-01182-003S	<5.90					209	200.00	105.00
STANDARD	CALIB CHK	CHECK STD	20			20	100.00			
PARAMETER: Chloroethane DETECTION LIMIT: 0.68 UNITS: ug/l				DATE/TIME ANALYZED: 7/03/95 9:00 METHOD REFERENCE: SW-846 5030/8260		QC BATCH NUMBER: 952830 TECHNICIAN: PSF				
BLANK	CALIB CHK	BATCH BLANK	<6.80							
DUP2	ANALYTICAL	9506-01182-003Q			10.00					
DUPLICATE	ANALYTICAL	9506-01182-001D	<68.0	<68.0	101.00					
SPIKE	ANALYTICAL	9506-01182-003S	<68.0					240	200.00	118.00
STANDARD	CALIB CHK	CHECK STD	20.7			20	104.00			
PARAMETER: Vinyl Chloride DETECTION LIMIT: 0.05 UNITS: ug/l				DATE/TIME ANALYZED: 7/03/95 9:00 METHOD REFERENCE: SW-846 5030/8260		QC BATCH NUMBER: 952830 TECHNICIAN: PSF				
BLANK	CALIB CHK	BATCH BLANK	<0.51							
DUP2	ANALYTICAL	9506-01182-003Q			10.00					
DUPLICATE	ANALYTICAL	9506-01182-001D	<5.10	<5.10	200.00					
SPIKE	ANALYTICAL	9506-01182-003S	<5.10					187	200.00	94.00
STANDARD	CALIB CHK	CHECK STD	19			20	95.00			
PARAMETER: Acetonitrile DETECTION LIMIT: 0.04 UNITS: ug/l				DATE/TIME ANALYZED: 7/03/95 9:00 METHOD REFERENCE: SW-846 5030/8260		QC BATCH NUMBER: 952830 TECHNICIAN: PSF				
BLANK	CALIB CHK	BATCH BLANK	<0.35							
DUP2	ANALYTICAL	9506-01182-003Q			10.00					
DUPLICATE	ANALYTICAL	9506-01182-001D	<3.50	<3.50	74.00					
SPIKE	ANALYTICAL	9506-01182-003S	<3.50					196	200.00	98.00
STANDARD	CALIB CHK	CHECK STD	20			20	100.00			
PARAMETER: Methylene chloride DETECTION LIMIT: 0.98 UNITS: ug/l				DATE/TIME ANALYZED: 7/03/95 9:00 METHOD REFERENCE: SW-846 5030/8260		QC BATCH NUMBER: 952830 TECHNICIAN: PSF				
BLANK	CALIB CHK	BATCH BLANK	<9.84							
DUP2	ANALYTICAL	9506-01182-003Q			1.00					
DUPLICATE	ANALYTICAL	9506-01182-001D	173	255	38.00					
SPIKE	ANALYTICAL	9506-01182-003S	<98.4					333	200.00	122.00
STANDARD	CALIB CHK	CHECK STD	27.4			20	137.00			
PARAMETER: Carbon disulfide DETECTION LIMIT: 0.02 UNITS: ug/l				DATE/TIME ANALYZED: 7/03/95 9:00 METHOD REFERENCE: SW-846 5030/8260		QC BATCH NUMBER: 952830 TECHNICIAN: PSF				
BLANK	CALIB CHK	BATCH BLANK	<0.16							
DUP2	ANALYTICAL	9506-01182-003Q			10.00					
DUPLICATE	ANALYTICAL	9506-01182-001D	<1.60	<1.60	21.00					
SPIKE	ANALYTICAL	9506-01182-003S	<1.60					171	200.00	85.00
STANDARD	CALIB CHK	CHECK STD	19			20	95.00			

STANDARD LABORATORIES, INC. 2315 Glenview Drive Evansville, IN 47720 PH (812) 424-2909 FAX (812) 424-0667

NC = Not Calculable Due To Lower Than The Detection Limit

Quality Control Acceptance Criteria:

- Blanks..... Analyzed Value <= Detection Limit
- Reference Standards 100 +/- 10 Percent Recovery
- Duplicates..... 20 Percent Relative Difference, Unless Values Are Below Detection Limits
- Spikes..... 100 +/- 25 Percent Recovery

Note: Data Reported In QA Report May Be Lower Than Value On Sample Data Page Due To Dilution Of Sample Into Analytical Range

QUALITY ASSURANCE REPORT

Report Dated: 7/06/95

Page 8

JOB NUMBER: 9506-01182

CUSTOMER: Standard Laboratories, Inc. 55 ATTN: Scott Robbins

ANALYSIS				DUPLICATES		REFERENCE STANDARDS		MATRIX SPIKES		
ANALYSIS TYPE	ANALYSIS SUB-TYPE	ANALYSIS I.D.	ANALYZED VALUE (A)	DUPLICATE VALUE (B)	RPD	TRUE VALUE	PERCENT RECOVERY	ORIGINAL VALUE	SPIKE ADDED	PERCENT RECOVERY
PARAMETER: Bromoform (Tribromomethane) DETECTION LIMIT: 0.03 UNITS: ug/l				DATE/TIME ANALYZED: 7/03/95 9:00 METHOD REFERENCE: SW-846 5030/8260		QC BATCH NUMBER: 952830 TECHNICIAN: PSF				
BLANK	CALIB CHK	BATCH BLANK	<0.26							
DUP2	ANALYTICAL	9506-01182-003Q			6.00					
DUPLICATE	ANALYTICAL	9506-01182-001D	<2.60	<2.60	200.00					
SPIKE	ANALYTICAL	9506-01182-003S	<2.60					189	200.00	95.00
STANDARD	CALIB CHK	CHECK STD	19			20	95.00			
PARAMETER: Bromodichloromethane DETECTION LIMIT: 0.03 UNITS: ug/l				DATE/TIME ANALYZED: 7/03/95 9:00 METHOD REFERENCE: SW-846 5030/8260		QC BATCH NUMBER: 952830 TECHNICIAN: PSF				
BLANK	CALIB CHK	BATCH BLANK	<0.28							
DUP2	ANALYTICAL	9506-01182-003Q			4.00					
DUPLICATE	ANALYTICAL	9506-01182-001D	<2.80	<2.80	22.00					
SPIKE	ANALYTICAL	9506-01182-003S	<2.80					209	200.00	104.00
STANDARD	CALIB CHK	CHECK STD	20			20	100.00			
PARAMETER: 1,1-Dichloroethane DETECTION LIMIT: 0.02 UNITS: ug/l				DATE/TIME ANALYZED: 7/03/95 9:00 METHOD REFERENCE: SW-846 5030/8260		QC BATCH NUMBER: 952830 TECHNICIAN: PSF				
BLANK	CALIB CHK	BATCH BLANK	<0.16							
DUP2	ANALYTICAL	9506-01182-003Q			4.00					
DUPLICATE	ANALYTICAL	9506-01182-001D	3.80	4.06	7.00					
SPIKE	ANALYTICAL	9506-01182-003S	<1.60					195	200.00	97.00
STANDARD	CALIB CHK	CHECK STD	19			20	95.00			
PARAMETER: 1,1-Dichloroethane DETECTION LIMIT: 0.04 UNITS: ug/l				DATE/TIME ANALYZED: 7/03/95 9:00 METHOD REFERENCE: SW-846 5030/8260		QC BATCH NUMBER: 952830 TECHNICIAN: PSF				
BLANK	CALIB CHK	BATCH BLANK	<0.43							
DUP2	ANALYTICAL	9506-01182-003Q			3.00					
DUPLICATE	ANALYTICAL	9506-01182-001D	<4.30	4.47	6.00					
SPIKE	ANALYTICAL	9506-01182-003S	<4.30					178	200.00	89.00
STANDARD	CALIB CHK	CHECK STD	19			20	95.00			
PARAMETER: Trichlorofluoromethane DETECTION LIMIT: 0.03 UNITS: ug/l				DATE/TIME ANALYZED: 7/03/95 9:00 METHOD REFERENCE: SW-846 5030/8260		QC BATCH NUMBER: 952830 TECHNICIAN: PSF				
BLANK	CALIB CHK	BATCH BLANK	<0.26							
DUP2	ANALYTICAL	9506-01182-003Q			10.00					
DUPLICATE	ANALYTICAL	9506-01182-001D	<2.60	<2.60	40.00					
SPIKE	ANALYTICAL	9506-01182-003S	<2.60					49.0	200.00	24.00
STANDARD	CALIB CHK	CHECK STD	20			20	100.00			
PARAMETER: Dichlorodifluoromethane DETECTION LIMIT: 0.07 UNITS: ug/l				DATE/TIME ANALYZED: 7/03/95 9:00 METHOD REFERENCE: SW-846 5030/8260		QC BATCH NUMBER: 952830 TECHNICIAN: PSF				
BLANK	CALIB CHK	BATCH BLANK	<0.70							
DUP2	ANALYTICAL	9506-01182-003Q			10.00					
DUPLICATE	ANALYTICAL	9506-01182-001D	<7.00	<7.00	10.00					
SPIKE	ANALYTICAL	9506-01182-003S	<7.00					202	200.00	100.00
STANDARD	CALIB CHK	CHECK STD	20			20	100.00			

STANDARD LABORATORIES, INC. 2315 Glenview Drive Evansville, IN 47720 PH (812) 424-2909 FAX (812) 424-0667

NC = Not Calculable Due To Lower Than The Detection Limit

Quality Control Acceptance Criteria:

Blanks..... Analyzed Value <= Detection Limit
 Reference Standards 100 +/- 10 Percent Recovery
 Duplicates..... 20 Percent Relative Difference, Unless Values Are Below Detection Limits
 Spikes..... 100 +/- 25 Percent Recovery

Note: Data Reported In QA Report May Be Lower Than Value On Sample Data Page Due To Dilution Of Sample Into Analytical Range

IIT Research Institute

B-92

QUALITY ASSURANCE REPORT

Report Dated: 7/06/95

Page 9

JOB NUMBER: 9506-01182

CUSTOMER: Standard Laboratories, Inc. 55 ATTN: Scott Robbins

ANALYSIS				DUPLICATES		REFERENCE STANDARDS		MATRIX SPIKES		
ANALYSIS TYPE	ANALYSIS SUB-TYPE	ANALYSIS I.D.	ANALYZED VALUE (A)	DUPLICATE VALUE (B)	RPD	TRUE VALUE	PERCENT RECOVERY	ORIGINAL VALUE	SPIKE ADDED	PERCENT RECOVERY
PARAMETER: Pentachloroethane DETECTION LIMIT: 0.02 UNITS: ug/l				DATE/TIME ANALYZED: 7/03/95 9:00 METHOD REFERENCE: SW-846 5030/8260		QC BATCH NUMBER: 952830 TECHNICIAN: PSF				
BLANK	CALIB CHK	BATCH BLANK	<0.15							
DUP2	ANALYTICAL	9506-01182-003Q			10.00					
DUPLICATE	ANALYTICAL	9506-01182-001D	<1.50	<1.50	200.00					
SPIKE	ANALYTICAL	9506-01182-003S	<1.50					207	200.00	104.00
STANDARD	CALIB CHK	CHECK STD	21			20	105.00			
PARAMETER: Isobutyl alcohol DETECTION LIMIT: 0.01 UNITS: ug/l				DATE/TIME ANALYZED: 7/03/95 9:00 METHOD REFERENCE: SW-846 5030/8260		QC BATCH NUMBER: 952830 TECHNICIAN: PSF				
BLANK	CALIB CHK	BATCH BLANK	0.30							
DUP2	ANALYTICAL	9506-01182-003Q			20.00					
DUPLICATE	ANALYTICAL	9506-01182-001D	51.3	55.2	7.00					
SPIKE	ANALYTICAL	9506-01182-003S	6.62					195	200.00	94.00
STANDARD	CALIB CHK	CHECK STD	17			20	85.00			
PARAMETER: 1,2-Dichloropropane DETECTION LIMIT: 0.04 UNITS: ug/l				DATE/TIME ANALYZED: 7/03/95 9:00 METHOD REFERENCE: SW-846 5030/8260		QC BATCH NUMBER: 952830 TECHNICIAN: PSF				
BLANK	CALIB CHK	BATCH BLANK	<0.35							
DUP2	ANALYTICAL	9506-01182-003Q			3.00					
DUPLICATE	ANALYTICAL	9506-01182-001D	<3.50	<3.50	94.00					
SPIKE	ANALYTICAL	9506-01182-003S	<3.50					199	200.00	99.00
STANDARD	CALIB CHK	CHECK STD	20			20	100.00			
PARAMETER: 2-Butanone (MEK) DETECTION LIMIT: 0.32 UNITS: ug/l				DATE/TIME ANALYZED: 7/03/95 9:00 METHOD REFERENCE: SW-846 5030/8260		QC BATCH NUMBER: 952830 TECHNICIAN: PSF				
BLANK	CALIB CHK	BATCH BLANK	<3.23							
DUP2	ANALYTICAL	9506-01182-003Q			9.00					
DUPLICATE	ANALYTICAL	9506-01182-001D	59.3	61.9	4.00					
SPIKE	ANALYTICAL	9506-01182-003S	<32.3					209	200.00	98.00
STANDARD	CALIB CHK	CHECK STD	18.0			20	90.00			
PARAMETER: 1,1,2-Trichloroethane DETECTION LIMIT: 0.02 UNITS: ug/l				DATE/TIME ANALYZED: 7/03/95 9:00 METHOD REFERENCE: SW-846 5030/8260		QC BATCH NUMBER: 952830 TECHNICIAN: PSF				
BLANK	CALIB CHK	BATCH BLANK	<0.22							
DUP2	ANALYTICAL	9506-01182-003Q			5.00					
DUPLICATE	ANALYTICAL	9506-01182-001D	4.80	4.92	2.00					
SPIKE	ANALYTICAL	9506-01182-003S	<2.20					192	200.00	96.00
STANDARD	CALIB CHK	CHECK STD	19			20	95.00			
PARAMETER: Trichloroethene DETECTION LIMIT: 0.04 UNITS: ug/l				DATE/TIME ANALYZED: 7/03/95 9:00 METHOD REFERENCE: SW-846 5030/8260		QC BATCH NUMBER: 952830 TECHNICIAN: PSF				
BLANK	CALIB CHK	BATCH BLANK	<0.38							
DUP2	ANALYTICAL	9506-01182-003Q			2.00					
DUPLICATE	ANALYTICAL	9506-01182-001D	11.5	11.6	1.00					
SPIKE	ANALYTICAL	9506-01182-003S	<3.80					234	200.00	117.00
STANDARD	CALIB CHK	CHECK STD	24			20	120.00			

STANDARD LABORATORIES, INC. 2315 Glenview Drive Evansville, IN 47720 PH (812) 424-2909 FAX (812) 424-0667

NC = Not Calculable Due To Lower Than The Detection Limit

Quality Control Acceptance Criteria:

- Blanks..... Analyzed Value <= Detection Limit
- Reference Standards 100 +/- 10 Percent Recovery
- Duplicates..... 20 Percent Relative Difference, Unless Values Are Below Detection Limits
- Spikes..... 100 +/- 25 Percent Recovery

Note: Data Reported In QA Report May Be Lower Than Value On Sample Data Page Due To Dilution Of Sample Into Analytical Range

QUALITY ASSURANCE REPORT

Report Dated: 7/06/95

Page 10

JOB NUMBER: 9506-01182

CUSTOMER: Standard Laboratories, Inc. 55 ATTN: Scott Robbins

ANALYSIS				DUPLICATES		REFERENCE STANDARDS		MATRIX SPIKES		
ANALYSIS TYPE	ANALYSIS SUB-TYPE	ANALYSIS I.D.	ANALYZED VALUE (A)	DUPLICATE VALUE (B)	RPD	TRUE VALUE	PERCENT RECOVERY	ORIGINAL VALUE	SPIKE ADDED	PERCENT RECOVERY
PARAMETER: 1,1,2,2-Tetrachloroethane DETECTION LIMIT: 0.03 UNITS: ug/l				DATE/TIME ANALYZED: 7/03/95 9:00 METHOD REFERENCE: SW-846 5030/8260		QC BATCH NUMBER: 952830 TECHNICIAN: PSF				
BLANK	CALIB CHK	BATCH BLANK	<0.28							
DUP2	ANALYTICAL	9506-01182-003Q			6.00					
DUPLICATE	ANALYTICAL	9506-01182-001D	<2.80	<2.80	84.00			173	200.00	87.00
SPIKE	ANALYTICAL	9506-01182-003S	<2.80							
STANDARD	CALIB CHK	CHECK STD	18			20	90.00			
PARAMETER: Methyl methacrylate DETECTION LIMIT: 0.04 UNITS: ug/l				DATE/TIME ANALYZED: 7/03/95 9:00 METHOD REFERENCE: SW-846 5030/8260		QC BATCH NUMBER: 952830 TECHNICIAN: PSF				
BLANK	CALIB CHK	BATCH BLANK	<0.40							
DUP2	ANALYTICAL	9506-01182-003Q			6.00					
DUPLICATE	ANALYTICAL	9506-01182-001D	<4.00	<4.00	2.00			188	200.00	94.00
SPIKE	ANALYTICAL	9506-01182-003S	<4.00							
STANDARD	CALIB CHK	CHECK STD	19			20	95.00			
PARAMETER: Hexachlorobutadiene DETECTION LIMIT: 0.11 UNITS: ug/l				DATE/TIME ANALYZED: 7/03/95 9:00 METHOD REFERENCE: SW-846 5030/8260		QC BATCH NUMBER: 952830 TECHNICIAN: PSF				
BLANK	CALIB CHK	BATCH BLANK	<1.06							
DUP2	ANALYTICAL	9506-01182-003Q			10.00					
DUPLICATE	ANALYTICAL	9506-01182-001D	<10.6	<10.6	154.00			245	200.00	122.00
SPIKE	ANALYTICAL	9506-01182-003S	<10.6							
STANDARD	CALIB CHK	CHECK STD	23.2			20	116.00			
PARAMETER: Naphthalene DETECTION LIMIT: 0.07 UNITS: ug/l				DATE/TIME ANALYZED: 7/03/95 9:00 METHOD REFERENCE: SW-846 5030/8260		QC BATCH NUMBER: 952830 TECHNICIAN: PSF				
BLANK	CALIB CHK	BATCH BLANK	<0.68							
DUP2	ANALYTICAL	9506-01182-003Q			20.00					
DUPLICATE	ANALYTICAL	9506-01182-001D	<6.80	<6.80	79.00			181	200.00	90.00
SPIKE	ANALYTICAL	9506-01182-003S	<6.80							
STANDARD	CALIB CHK	CHECK STD	19			20	95.00			
PARAMETER: o-Xylene DETECTION LIMIT: 0.04 UNITS: ug/l				DATE/TIME ANALYZED: 7/03/95 9:00 METHOD REFERENCE: SW-846 5030/8260		QC BATCH NUMBER: 952830 TECHNICIAN: PSF				
BLANK	CALIB CHK	BATCH BLANK	<0.40							
DUP2	ANALYTICAL	9506-01182-003Q			6.00					
DUPLICATE	ANALYTICAL	9506-01182-001D	<4.00	<4.00	0.00			292	250.00	117.00
SPIKE	ANALYTICAL	9506-01182-003S	<4.00							
STANDARD	CALIB CHK	CHECK STD	27			20	135.00			
PARAMETER: 1,2-Dichlorobenzene DETECTION LIMIT: 0.02 UNITS: ug/l				DATE/TIME ANALYZED: 7/03/95 9:00 METHOD REFERENCE: SW-846 5030/8260		QC BATCH NUMBER: 952830 TECHNICIAN: PSF				
BLANK	CALIB CHK	BATCH BLANK	<0.17							
DUP2	ANALYTICAL	9506-01182-003Q			3.00					
DUPLICATE	ANALYTICAL	9506-01182-001D	<1.70	<1.70	58.00			207	200.00	103.00
SPIKE	ANALYTICAL	9506-01182-003S	<1.70							
STANDARD	CALIB CHK	CHECK STD	20			20	100.00			

STANDARD LABORATORIES, INC. 2315 Glenview Drive Evansville, IN 47720 PH (812) 424-2909 FAX (812) 424-0667

NC = Not Calculable Due To Lower Than The Detection Limit

Quality Control Acceptance Criteria:

Blanks..... Analyzed Value <= Detection Limit
 Reference Standards 100 +/- 10 Percent Recovery
 Duplicates..... 20 Percent Relative Difference, Unless Values Are Below Detection Limits
 Spikes..... 100 +/- 25 Percent Recovery

Note: Data Reported In QA Report May Be Lower Than Value On Sample Data Page Due To Dilution Of Sample Into Analytical Range

QUALITY ASSURANCE REPORT

Report Dated: 7/06/95

Page 11

JOB NUMBER: 9506-01182

CUSTOMER: Standard Laboratories, Inc. 55 ATTN: Scott Robbins

ANALYSIS				DUPLICATES		REFERENCE STANDARDS		MATRIX SPIKES		
ANALYSIS TYPE	ANALYSIS SUB-TYPE	ANALYSIS I.D.	ANALYZED VALUE (A)	DUPLICATE VALUE (B)	RPD	TRUE VALUE	PERCENT RECOVERY	ORIGINAL VALUE	SPIKE ADDED	PERCENT RECOVERY
PARAMETER: 1,2-Dibromo-3-chloropropane DETECTION LIMIT: 0.26 UNITS: ug/l				DATE/TIME ANALYZED: 7/03/95 9:00 METHOD REFERENCE: SW-846 5030/8260		QC BATCH NUMBER: 952830 TECHNICIAN: PSF				
BLANK	CALIB CHK	BATCH BLANK	<2.57							
DUP2	ANALYTICAL	9506-01182-003Q			7.00					
DUPLICATE	ANALYTICAL	9506-01182-001D	<25.7	<25.7	200.00					
SPIKE	ANALYTICAL	9506-01182-003S	<25.7					158	200.00	79.00
STANDARD	CALIB CHK	CHECK STD	16.7			20	84.00			
PARAMETER: 1,2,3-Trichloropropane DETECTION LIMIT: 0.19 UNITS: ug/l				DATE/TIME ANALYZED: 7/03/95 9:00 METHOD REFERENCE: SW-846 5030/8260		QC BATCH NUMBER: 952830 TECHNICIAN: PSF				
BLANK	CALIB CHK	BATCH BLANK	<1.88							
DUP2	ANALYTICAL	9506-01182-003Q			7.00					
DUPLICATE	ANALYTICAL	9506-01182-001D	<18.8	<18.8	123.00					
SPIKE	ANALYTICAL	9506-01182-003S	<18.8					177	200.00	88.00
STANDARD	CALIB CHK	CHECK STD	18.9			20	95.00			
PARAMETER: Ethyl Methacrylate DETECTION LIMIT: 0.02 UNITS: ug/l				DATE/TIME ANALYZED: 7/03/95 9:00 METHOD REFERENCE: SW-846 5030/8260		QC BATCH NUMBER: 952830 TECHNICIAN: PSF				
BLANK	CALIB CHK	BATCH BLANK	<0.18							
DUP2	ANALYTICAL	9506-01182-003Q			7.00					
DUPLICATE	ANALYTICAL	9506-01182-001D	<1.80	<1.80	0.00					
SPIKE	ANALYTICAL	9506-01182-003S	<1.80					184	200.00	92.00
STANDARD	CALIB CHK	CHECK STD	18			20	90.00			
PARAMETER: m+p-Xylene DETECTION LIMIT: 0.06 UNITS: ug/l				DATE/TIME ANALYZED: 7/03/95 9:00 METHOD REFERENCE: SW-846 5030/8260		QC BATCH NUMBER: 952830 TECHNICIAN: PSF				
BLANK	CALIB CHK	BATCH BLANK	<0.58							
DUP2	ANALYTICAL	9506-01182-003Q			9.00					
DUPLICATE	ANALYTICAL	9506-01182-001D	8.24	8.56	4.00					
SPIKE	ANALYTICAL	9506-01182-003S	<5.80					449	370.00	121.00
STANDARD	CALIB CHK	CHECK STD	43			20	215.00			
PARAMETER: Bromofluorobenzene DETECTION LIMIT: UNITS:				DATE/TIME ANALYZED: 7/03/95 9:00 METHOD REFERENCE:		QC BATCH NUMBER: 952830 TECHNICIAN: PSF				
DUP2	ANALYTICAL	9506-01182-003Q			1.00					
SURROGATE	ANALYTICAL	BATCH BLANK					98.00			
SURROGATE	ANALYTICAL	CHECK STD					98.00			
SURROGATE	ANALYTICAL	9506-01182-001					100.00			
SURROGATE	ANALYTICAL	9506-01182-001					100.00			
SURROGATE	ANALYTICAL	9506-01182-002					100.00			
SURROGATE	ANALYTICAL	9506-01182-003					101.00			
SURROGATE	ANALYTICAL	9506-01182-003S					102.00			
SURROGATE	ANALYTICAL	9506-01182-003Q					2.00			
PARAMETER: 1,2-Dichloroethane-d4 DETECTION LIMIT: UNITS:				DATE/TIME ANALYZED: 7/03/95 9:00 METHOD REFERENCE:		QC BATCH NUMBER: 952830 TECHNICIAN: PSF				
DUP2	ANALYTICAL	9506-01182-003Q			2.00					
SURROGATE	ANALYTICAL	BATCH BLANK					100.00			
SURROGATE	ANALYTICAL	CHECK STD					105.00			

STANDARD LABORATORIES, INC. 2315 Glenview Drive Evansville, IN 47720 PH (812) 424-2909 FAX (812) 424-0657

NC = Not Calculable Due To Lower Than The Detection Limit

Quality Control Acceptance Criteria:

Blanks..... Analyzed Value <= Detection Limit
Reference Standards 100 +/- 10 Percent Recovery
Duplicates..... 20 Percent Relative Difference, Unless Values Are Below Detection Limits
Spikes..... 100 +/- 25 Percent Recovery

Note: Data Reported In QA Report May Be Lower Than Value On Sample Data Page Due To Dilution Of Sample Into Analytical Range

QUALITY ASSURANCE REPORT

Report Dated: 7/06/95

Page 12

JOB NUMBER: 9506-01182

CUSTOMER: Standard Laboratories, Inc. 55 ATTN: Scott Robbins

ANALYSIS			DUPLICATES		REFERENCE STANDARDS		MATRIX SPIKES			
ANALYSIS TYPE	ANALYSIS SUB-TYPE	ANALYSIS I.D.	ANALYZED VALUE (A)	DUPLICATE VALUE (B)	RPD	TRUE VALUE	PERCENT RECOVERY	ORIGINAL VALUE	SPIKE ADDED	PERCENT RECOVERY
PARAMETER: 1,2-Dichloroethane-d4			DATE/TIME ANALYZED: 7/03/95 9:00			QC BATCH NUMBER: 952830				
DETECTION LIMIT:			METHOD REFERENCE:			TECHNICIAN: PSF				
SURROGATE	ANALYTICAL	9506-01182-001					105.00			
SURROGATE	ANALYTICAL	9506-01182-001					105.00			
SURROGATE	ANALYTICAL	9506-01182-002					107.00			
SURROGATE	ANALYTICAL	9506-01182-003					108.00			
SURROGATE	ANALYTICAL	9506-01182-003S					108.00			
SURROGATE	ANALYTICAL	9506-01182-003Q					4.00			
PARAMETER: Toluene-d8			DATE/TIME ANALYZED: 7/03/95 9:00			QC BATCH NUMBER: 952830				
DETECTION LIMIT:			METHOD REFERENCE:			TECHNICIAN: PSF				
DUP2	ANALYTICAL	9506-01182-003Q			0.00					
SURROGATE	ANALYTICAL	BATCH BLANK					95.00			
SURROGATE	ANALYTICAL	CHECK STD					94.00			
SURROGATE	ANALYTICAL	9506-01182-001					94.00			
SURROGATE	ANALYTICAL	9506-01182-001					94.00			
SURROGATE	ANALYTICAL	9506-01182-002					95.00			
SURROGATE	ANALYTICAL	9506-01182-003					94.00			
SURROGATE	ANALYTICAL	9506-01182-003S					96.00			
SURROGATE	ANALYTICAL	9506-01182-003Q					0.00			

STANDARD LABORATORIES, INC. 2315 Glenview Drive Evansville, IN 47720 PH (812) 424-2909 FAX (812) 424-0667

NC = Not Calculable Due To Lower Than The Detection Limit

Quality Control Acceptance Criteria:

Blanks..... Analyzed Value <= Detection Limit
 Reference Standards 100 +/- 10 Percent Recovery
 Duplicates..... 20 Percent Relative Difference, Unless Values Are Below Detection Limits
 Spikes..... 100 +/- 25 Percent Recovery

Note: Data Reported In QA Report May Be Lower Than Value On Sample Data Page Due To Dilution Of Sample Into Analytical Range



STANDARD LABORATORIES, INC.

2315 Glenview Drive, Evansville, Indiana 47720 (812) 424-2909

RECEIVED

JUL 20 1995

IIT Research Institute
By _____

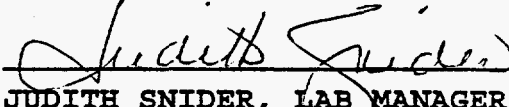
A N A L Y T I C A L R E P O R T

JOB NUMBER: 9507-01200
REPORT DATED: 7/13/95

FOR
Standard Laboratories, Inc. 55
Route 3 Box 540
Jacksboro, TN 37757

ATTN: Scott Robbins

RESPECTFULLY SUBMITTED,


JUDITH SNIDER, LAB MANAGER

IIT Research Institute
B-97

LABORATORY TESTS RESULTS

Report Dated: 7/13/95

Page 2

JOB NUMBER: 9507-01200

CUSTOMER: Standard Laboratories, Inc. 55 ATTN: Scott Robbins

LABORATORY I.D.: 9507-01200 -1
 DATE SAMPLED: 7/01/95
 TIME SAMPLED: 9:18
 DATE RECEIVED: 7/06/95
 TIME RECEIVED: 12:00

SAMPLE I.D.: Main Line sample S107010918 57454

TEST DESCRIPTION	FINAL RESULT	DETECTION LIMIT	UNIT OF MEASURE	TEST METHOD	DATE	TECHNICIAN
Volatile Organic Compounds				SW-846 5030/8260	7/10/95	PSF
Acetone	1060	116	ug/l	SW-846 5030/8260	7/10/95	PSF
Acetonitrile	<3.50	3.50	ug/l	SW-846 5030/8260	7/10/95	PSF
Acrolein	<36.5	36.5	ug/l	SW-846 5030/8260	7/10/95	PSF
Acrylonitrile	<10.8	10.8	ug/l	SW-846 5030/8260	7/10/95	PSF
Allyl chloride	<9.40	9.40	ug/l	SW-846 5030/8260	7/10/95	PSF
Benzene	1.82	1.60	ug/l	SW-846 5030/8260	7/10/95	PSF
Bromochloromethane	<5.90	5.90	ug/l	SW-846 5030/8260	7/10/95	PSF
Bromodichloromethane	<2.80	2.80	ug/l	SW-846 5030/8260	7/10/95	PSF
Bromoform (Tribromomethane)	<2.60	2.60	ug/l	SW-846 5030/8260	7/10/95	PSF
Bromomethane	<24.9	24.9	ug/l	SW-846 5030/8260	7/10/95	PSF
2-Butanone (MEK)	90.6	32.3	ug/l	SW-846 5030/8260	7/10/95	PSF
Carbon disulfide	<1.60	1.60	ug/l	SW-846 5030/8260	7/10/95	PSF
Carbon tetrachloride	<5.00	5.00	ug/l	SW-846 5030/8260	7/10/95	PSF
Chlorobenzene	<1.30	1.30	ug/l	SW-846 5030/8260	7/10/95	PSF
2-Chloro-1,3-Butadiene	<3.00	3.00	ug/l	SW-846 5030/8260	7/10/95	PSF
Chlorodibromomethane	<1.80	1.80	ug/l	SW-846 5030/8260	7/10/95	PSF
Chloroethane	<68.0	68.0	ug/l	SW-846 5030/8260	7/10/95	PSF
2-Chloroethylvinyl ether	<5.30	5.30	ug/l	SW-846 5030/8260	7/10/95	PSF
Chloroform	<7.40	7.40	ug/l	SW-846 5030/8260	7/10/95	PSF
Chloromethane	<6.00	6.00	ug/l	SW-846 5030/8260	7/10/95	PSF
1,2-Dibromo-3-chloropropane	<25.7	25.7	ug/l	SW-846 5030/8260	7/10/95	PSF
1,2-Dibromoethane (EDB)	<1.80	1.80	ug/l	SW-846 5030/8260	7/10/95	PSF
Dibromomethane	<2.80	2.80	ug/l	SW-846 5030/8260	7/10/95	PSF
1,2-Dichlorobenzene	<1.70	1.70	ug/l	SW-846 5030/8260	7/10/95	PSF
1,3-Dichlorobenzene	<4.30	4.30	ug/l	SW-846 5030/8260	7/10/95	PSF
1,4-Dichlorobenzene	<3.40	3.40	ug/l	SW-846 5030/8260	7/10/95	PSF
cis-1,4-Dichloro-2-butene	<8.00	8.00	ug/l	SW-846 5030/8260	7/10/95	PSF
trans-1,4-Dichloro-2-butene	<6.60	6.60	ug/l	SW-846 5030/8260	7/10/95	PSF
Dichlorodifluoromethane	<7.00	7.00	ug/l	SW-846 5030/8260	7/10/95	PSF
1,1-Dichloroethane	7.73	1.60	ug/l	SW-846 5030/8260	7/10/95	PSF
1,2-Dichloroethane	<3.80	3.80	ug/l	SW-846 5030/8260	7/10/95	PSF
1,1-Dichloroethene	<4.30	4.30	ug/l	SW-846 5030/8260	7/10/95	PSF
trans-1,2-Dichloroethene	<3.90	3.90	ug/l	SW-846 5030/8260	7/10/95	PSF

STANDARD LABORATORIES, INC. 2315 Glenview Drive Evansville, IN 47720 PH (812) 424-2909 FAX (812) 424-0667

LABORATORY TESTS RESULTS

Report Dated: 7/13/95

Page 3

JOB NUMBER: 9507-01200

CUSTOMER: Standard Laboratories, Inc. 55 ATTN: Scott Robbins

LABORATORY I.D.: 9507-01200 -1
 DATE SAMPLED.....: 7/01/95
 TIME SAMPLED.....: 9:18
 DATE RECEIVED.....: 7/06/95
 TIME RECEIVED.....: 12:00

SAMPLE I.D.: Main Line sample S107010918 57454

TEST DESCRIPTION	FINAL RESULT	DETECTION LIMIT	UNIT OF MEASURE	TEST METHOD	DATE	TECHNICIAN
1,2-Dichloropropane	<3.50	3.50	ug/l	SW-846 5030/8260	7/10/95	PSF
cis-1,3-Dichloropropene	<3.90	3.90	ug/l	SW-846 5030/8260	7/10/95	PSF
trans-1,3-Dichloropropene	<4.30	4.30	ug/l	SW-846 5030/8260	7/10/95	PSF
Ethylbenzene	4.57	3.60	ug/l	SW-846 5030/8260	7/10/95	PSF
Ethyl Methacrylate	<1.80	1.80	ug/l	SW-846 5030/8260	7/10/95	PSF
Hexachlorobutadiene	<10.6	10.6	ug/l	SW-846 5030/8260	7/10/95	PSF
Hexachloroethane	<2.40	2.40	ug/l	SW-846 5030/8260	7/10/95	PSF
2-Hexanone	<10.9	10.9	ug/l	SW-846 5030/8260	7/10/95	PSF
Iodomethane	<4.30	4.30	ug/l	SW-846 5030/8260	7/10/95	PSF
Isobutyl alcohol	3.41	1.00	ug/l	SW-846 5030/8260	7/10/95	PSF
Methylene chloride	160	98.4	ug/l	SW-846 5030/8260	7/10/95	PSF
Methyl methacrylate	<4.00	4.00	ug/l	SW-846 5030/8260	7/10/95	PSF
4-Methyl-2-pentanone	<10.0	10.0	ug/l	SW-846 5030/8260	7/10/95	PSF
Naphthalene	<6.80	6.80	ug/l	SW-846 5030/8260	7/10/95	PSF
Pentachloroethane	<1.50	1.50	ug/l	SW-846 5030/8260	7/10/95	PSF
Propionitrile	<6.80	6.80	ug/l	SW-846 5030/8260	7/10/95	PSF
Styrene	<1.30	1.30	ug/l	SW-846 5030/8260	7/10/95	PSF
1,1,1,2-Tetrachloroethane	<3.80	3.80	ug/l	SW-846 5030/8260	7/10/95	PSF
1,1,2,2-Tetrachloroethane	<2.80	2.80	ug/l	SW-846 5030/8260	7/10/95	PSF
Tetrachloroethene	<5.20	5.20	ug/l	SW-846 5030/8260	7/10/95	PSF
Toluene	22.6	3.10	ug/l	SW-846 5030/8260	7/10/95	PSF
1,2,4-Trichlorobenzene	<7.90	7.90	ug/l	SW-846 5030/8260	7/10/95	PSF
1,1,1-Trichloroethane	26.4	3.60	ug/l	SW-846 5030/8260	7/10/95	PSF
1,1,2-Trichloroethane	6.86	2.20	ug/l	SW-846 5030/8260	7/10/95	PSF
Trichloroethene	16.8	3.80	ug/l	SW-846 5030/8260	7/10/95	PSF
Trichlorofluoromethane	<2.60	2.60	ug/l	SW-846 5030/8260	7/10/95	PSF
1,2,3-Trichloropropane	<18.8	18.8	ug/l	SW-846 5030/8260	7/10/95	PSF
Vinyl acetate	<1.50	1.50	ug/l	SW-846 5030/8260	7/10/95	PSF
Vinyl Chloride	<5.10	5.10	ug/l	SW-846 5030/8260	7/10/95	PSF
o-Xylene	6.14	4.00	ug/l	SW-846 5030/8260	7/10/95	PSF
m+p-Xylene	14.4	5.80	ug/l	SW-846 5030/8260	7/10/95	PSF

STANDARD LABORATORIES, INC. 2315 Glenview Drive Evansville, IN 47720 PH (812) 424-2909 FAX (812) 424-0667

LABORATORY TESTS RESULTS

Report Dated: 7/13/95

Page 4

JOB NUMBER: 9507-01200

CUSTOMER: Standard Laboratories, Inc. 55 ATTN: Scott Robbins

LABORATORY I.D.: 9507-01200 -2
 DATE SAMPLED.....: 7/02/95
 TIME SAMPLED.....: 15:26
 DATE RECEIVED.....: 7/06/95
 TIME RECEIVED.....: 12:00

SAMPLE I.D.: Main Line sample S107021526 57455

TEST DESCRIPTION	FINAL RESULT	DETECTION LIMIT	UNIT OF MEASURE	TEST METHOD	DATE	TECHNICIAN
Volatile Organic Compounds				SW-846 5030/8260	7/10/95	PSF
Acetone	615	116	ug/l	SW-846 5030/8260	7/10/95	PSF
Acetonitrile	<3.50	3.50	ug/l	SW-846 5030/8260	7/10/95	PSF
Acrolein	<36.5	36.5	ug/l	SW-846 5030/8260	7/10/95	PSF
Acrylonitrile	<10.8	10.8	ug/l	SW-846 5030/8260	7/10/95	PSF
Allyl chloride	<9.40	9.40	ug/l	SW-846 5030/8260	7/10/95	PSF
Benzene	11.3	1.60	ug/l	SW-846 5030/8260	7/10/95	PSF
Bromochloromethane	<5.90	5.90	ug/l	SW-846 5030/8260	7/10/95	PSF
Bromodichloromethane	<2.80	2.80	ug/l	SW-846 5030/8260	7/10/95	PSF
Bromoform (Tribromomethane)	<2.60	2.60	ug/l	SW-846 5030/8260	7/10/95	PSF
Bromomethane	<24.9	24.9	ug/l	SW-846 5030/8260	7/10/95	PSF
2-Butanone (MEK)	63.5	32.3	ug/l	SW-846 5030/8260	7/10/95	PSF
Carbon disulfide	<1.60	1.60	ug/l	SW-846 5030/8260	7/10/95	PSF
Carbon tetrachloride	<5.00	5.00	ug/l	SW-846 5030/8260	7/10/95	PSF
Chlorobenzene	<1.30	1.30	ug/l	SW-846 5030/8260	7/10/95	PSF
2-Chloro-1,3-Butadiene	<3.00	3.00	ug/l	SW-846 5030/8260	7/10/95	PSF
Chlorodibromomethane	<1.80	1.80	ug/l	SW-846 5030/8260	7/10/95	PSF
Chloroethane	<68.0	68.0	ug/l	SW-846 5030/8260	7/10/95	PSF
2-Chloroethylvinyl ether	<5.30	5.30	ug/l	SW-846 5030/8260	7/10/95	PSF
Chloroform	7.87	7.40	ug/l	SW-846 5030/8260	7/10/95	PSF
Chloromethane	<6.00	6.00	ug/l	SW-846 5030/8260	7/10/95	PSF
1,2-Dibromo-3-chloropropane	<25.7	25.7	ug/l	SW-846 5030/8260	7/10/95	PSF
1,2-Dibromoethane (EDB)	<1.80	1.80	ug/l	SW-846 5030/8260	7/10/95	PSF
Dibromomethane	<2.80	2.80	ug/l	SW-846 5030/8260	7/10/95	PSF
1,2-Dichlorobenzene	<1.70	1.70	ug/l	SW-846 5030/8260	7/10/95	PSF
1,3-Dichlorobenzene	<4.30	4.30	ug/l	SW-846 5030/8260	7/10/95	PSF
1,4-Dichlorobenzene	<3.40	3.40	ug/l	SW-846 5030/8260	7/10/95	PSF
cis-1,4-Dichloro-2-butene	<8.00	8.00	ug/l	SW-846 5030/8260	7/10/95	PSF
trans-1,4-Dichloro-2-butene	8.37	6.60	ug/l	SW-846 5030/8260	7/10/95	PSF
Dichlorodifluoromethane	<7.00	7.00	ug/l	SW-846 5030/8260	7/10/95	PSF
1,1-Dichloroethane	87.5	1.60	ug/l	SW-846 5030/8260	7/10/95	PSF
1,2-Dichloroethane	<3.80	3.80	ug/l	SW-846 5030/8260	7/10/95	PSF
1,1-Dichloroethane	<4.30	4.30	ug/l	SW-846 5030/8260	7/10/95	PSF
trans-1,2-Dichloroethane	<3.90	3.90	ug/l	SW-846 5030/8260	7/10/95	PSF

STANDARD LABORATORIES, INC. 2315 Glenview Drive Evansville, IN 47720 PH (812) 424-2909 FAX (812) 424-0667

LABORATORY TESTS RESULTS

Report Dated: 7/13/95

Page 5

JOB NUMBER: 9507-01200

CUSTOMER: Standard Laboratories, Inc. 55 ATTN: Scott Robbins

LABORATORY I.D.: 9507-01200 -2
 DATE SAMPLED.....: 7/02/95
 TIME SAMPLED.....: 15:26
 DATE RECEIVED.....: 7/06/95
 TIME RECEIVED.....: 12:00

SAMPLE I.D.: Main Line sample S107021526 57455

TEST DESCRIPTION	FINAL RESULT	DETECTION LIMIT	UNIT OF MEASURE	TEST METHOD	DATE	TECHNICIAN
1,2-Dichloropropane	<3.50	3.50	ug/l	SW-846 5030/8260	7/10/95	PSF
cis-1,3-Dichloropropene	<3.90	3.90	ug/l	SW-846 5030/8260	7/10/95	PSF
trans-1,3-Dichloropropene	<4.30	4.30	ug/l	SW-846 5030/8260	7/10/95	PSF
Ethylbenzene	22.1	3.60	ug/l	SW-846 5030/8260	7/10/95	PSF
Ethyl Methacrylate	<1.80	1.80	ug/l	SW-846 5030/8260	7/10/95	PSF
Hexachlorobutadiene	<10.6	10.6	ug/l	SW-846 5030/8260	7/10/95	PSF
Hexachloroethane	<2.40	2.40	ug/l	SW-846 5030/8260	7/10/95	PSF
2-Hexanone	<10.9	10.9	ug/l	SW-846 5030/8260	7/10/95	PSF
Iodomethane	<4.30	4.30	ug/l	SW-846 5030/8260	7/10/95	PSF
Isobutyl alcohol	4.64	1.00	ug/l	SW-846 5030/8260	7/10/95	PSF
Methylene chloride	186	98.4	ug/l	SW-846 5030/8260	7/10/95	PSF
Methyl methacrylate	<4.00	4.00	ug/l	SW-846 5030/8260	7/10/95	PSF
4-Methyl-2-pentanone	<10.0	10.0	ug/l	SW-846 5030/8260	7/10/95	PSF
Naphthalene	<6.80	6.80	ug/l	SW-846 5030/8260	7/10/95	PSF
Pentachloroethane	<1.50	1.50	ug/l	SW-846 5030/8260	7/10/95	PSF
Propionitrile	<6.80	6.80	ug/l	SW-846 5030/8260	7/10/95	PSF
Styrene	<1.30	1.30	ug/l	SW-846 5030/8260	7/10/95	PSF
1,1,1,2-Tetrachloroethane	<3.80	3.80	ug/l	SW-846 5030/8260	7/10/95	PSF
1,1,2,2-Tetrachloroethane	<2.80	2.80	ug/l	SW-846 5030/8260	7/10/95	PSF
Tetrachloroethene	47.7	5.20	ug/l	SW-846 5030/8260	7/10/95	PSF
Toluene	162	3.10	ug/l	SW-846 5030/8260	7/10/95	PSF
1,2,4-Trichlorobenzene	<7.90	7.90	ug/l	SW-846 5030/8260	7/10/95	PSF
1,1,1-Trichloroethane	541	3.60	ug/l	SW-846 5030/8260	7/10/95	PSF
1,1,2-Trichloroethane	8.78	2.20	ug/l	SW-846 5030/8260	7/10/95	PSF
Trichloroethene	137	3.80	ug/l	SW-846 5030/8260	7/10/95	PSF
Trichlorofluoromethane	<2.60	2.60	ug/l	SW-846 5030/8260	7/10/95	PSF
1,2,3-Trichloropropane	<18.8	18.8	ug/l	SW-846 5030/8260	7/10/95	PSF
Vinyl acetate	<1.50	1.50	ug/l	SW-846 5030/8260	7/10/95	PSF
Vinyl Chloride	<5.10	5.10	ug/l	SW-846 5030/8260	7/10/95	PSF
o-Xylene	20.4	4.00	ug/l	SW-846 5030/8260	7/10/95	PSF
m-p-Xylene	67.6	5.80	ug/l	SW-846 5030/8260	7/10/95	PSF

STANDARD LABORATORIES, INC. 2315 Glenview Drive Evansville, IN 47720 PH (812) 424-2909 FAX (812) 424-0667

LABORATORY TESTS RESULTS

Report Dated: 7/13/95

Page 6

JOB NUMBER: 9507-01200

CUSTOMER: Standard Laboratories, Inc. 55 ATTN: Scott Robbins

LABORATORY I.D.: 9507-01200 -3
 DATE SAMPLED: 7/03/95
 TIME SAMPLED: 8:24
 DATE RECEIVED: 7/06/95
 TIME RECEIVED: 12:00

SAMPLE I.D.: Main Line sample S107030824 57456

TEST DESCRIPTION	FINAL RESULT	DETECTION LIMIT	UNIT OF MEASURE	TEST METHOD	DATE	TECHNICIAN
Volatile Organic Compounds						
Acetone	303	116	ug/l	SW-846 5030/8260	7/10/95	PSF
Acetonitrile	<3.50	3.50	ug/l	SW-846 5030/8260	7/10/95	PSF
Acrolein	<36.5	36.5	ug/l	SW-846 5030/8260	7/10/95	PSF
Acrylonitrile	<10.8	10.8	ug/l	SW-846 5030/8260	7/10/95	PSF
Allyl chloride	<9.40	9.40	ug/l	SW-846 5030/8260	7/10/95	PSF
Benzene	5.35	1.60	ug/l	SW-846 5030/8260	7/10/95	PSF
Bromochloromethane	<5.90	5.90	ug/l	SW-846 5030/8260	7/10/95	PSF
Bromodichloromethane	<2.80	2.80	ug/l	SW-846 5030/8260	7/10/95	PSF
Bromoform (Tribromomethane)	<2.60	2.60	ug/l	SW-846 5030/8260	7/10/95	PSF
Bromomethane	<24.9	24.9	ug/l	SW-846 5030/8260	7/10/95	PSF
2-Butanone (MEK)	41.2	32.3	ug/l	SW-846 5030/8260	7/10/95	PSF
Carbon disulfide	<1.60	1.60	ug/l	SW-846 5030/8260	7/10/95	PSF
Carbon tetrachloride	<5.00	5.00	ug/l	SW-846 5030/8260	7/10/95	PSF
Chlorobenzene	<1.30	1.30	ug/l	SW-846 5030/8260	7/10/95	PSF
2-Chloro-1,3-Butadiene	<3.00	3.00	ug/l	SW-846 5030/8260	7/10/95	PSF
Chlorodibromomethane	<1.80	1.80	ug/l	SW-846 5030/8260	7/10/95	PSF
Chloroethane	<68.0	68.0	ug/l	SW-846 5030/8260	7/10/95	PSF
2-Chloroethylvinyl ether	<5.30	5.30	ug/l	SW-846 5030/8260	7/10/95	PSF
Chloroform	<7.40	7.40	ug/l	SW-846 5030/8260	7/10/95	PSF
Chloromethane	<6.00	6.00	ug/l	SW-846 5030/8260	7/10/95	PSF
1,2-Dibromo-3-chloropropane	<25.7	25.7	ug/l	SW-846 5030/8260	7/10/95	PSF
1,2-Dibromoethane (EDB)	<1.80	1.80	ug/l	SW-846 5030/8260	7/10/95	PSF
Dibromomethane	<2.80	2.80	ug/l	SW-846 5030/8260	7/10/95	PSF
1,2-Dichlorobenzene	<1.70	1.70	ug/l	SW-846 5030/8260	7/10/95	PSF
1,3-Dichlorobenzene	<4.30	4.30	ug/l	SW-846 5030/8260	7/10/95	PSF
1,4-Dichlorobenzene	<3.40	3.40	ug/l	SW-846 5030/8260	7/10/95	PSF
cis-1,4-Dichloro-2-butene	<8.00	8.00	ug/l	SW-846 5030/8260	7/10/95	PSF
trans-1,4-Dichloro-2-butene	<6.60	6.60	ug/l	SW-846 5030/8260	7/10/95	PSF
Dichlorodifluoromethane	<7.00	7.00	ug/l	SW-846 5030/8260	7/10/95	PSF
1,1-Dichloroethane	33.2	1.60	ug/l	SW-846 5030/8260	7/10/95	PSF
1,2-Dichloroethane	<3.80	3.80	ug/l	SW-846 5030/8260	7/10/95	PSF
1,1-Dichloroethene	<4.30	4.30	ug/l	SW-846 5030/8260	7/10/95	PSF
trans-1,2-Dichloroethene	<3.90	3.90	ug/l	SW-846 5030/8260	7/10/95	PSF

STANDARD LABORATORIES, INC. 2315 Glenview Drive Evansville, IN 47720 PH (812) 424-2909 FAX (812) 424-0667

LABORATORY TESTS RESULTS

Report Dated: 7/13/95

Page 7

JOB NUMBER: 9507-01200

CUSTOMER: Standard Laboratories, Inc. 55 ATTN: Scott Robbins

LABORATORY I.D.: 9507-01200 -3
 DATE SAMPLED: 7/03/95
 TIME SAMPLED: 8:24
 DATE RECEIVED: 7/06/95
 TIME RECEIVED: 12:00

SAMPLE I.D.: Main Line sample S107030824 57456

TEST DESCRIPTION	FINAL RESULT	DETECTION LIMIT	UNIT OF MEASURE	TEST METHOD	DATE	TECHNICIAN
1,2-Dichloropropane	<3.50	3.50	ug/l	SW-846 5030/8260	7/10/95	PSF
cis-1,3-Dichloropropene	<3.90	3.90	ug/l	SW-846 5030/8260	7/10/95	PSF
trans-1,3-Dichloropropene	<4.30	4.30	ug/l	SW-846 5030/8260	7/10/95	PSF
Ethylbenzene	9.12	3.60	ug/l	SW-846 5030/8260	7/10/95	PSF
Ethyl Methacrylate	<1.80	1.80	ug/l	SW-846 5030/8260	7/10/95	PSF
Hexachlorobutadiene	<10.6	10.6	ug/l	SW-846 5030/8260	7/10/95	PSF
Hexachloroethane	<2.40	2.40	ug/l	SW-846 5030/8260	7/10/95	PSF
2-Hexanone	<10.9	10.9	ug/l	SW-846 5030/8260	7/10/95	PSF
Iodomethane	<4.30	4.30	ug/l	SW-846 5030/8260	7/10/95	PSF
Isobutyl alcohol	2.88	1.00	ug/l	SW-846 5030/8260	7/10/95	PSF
Methylene chloride	110	98.4	ug/l	SW-846 5030/8260	7/10/95	PSF
Methyl methacrylate	<4.00	4.00	ug/l	SW-846 5030/8260	7/10/95	PSF
4-Methyl-2-pentanone	<10.0	10.0	ug/l	SW-846 5030/8260	7/10/95	PSF
Naphthalene	<6.80	6.80	ug/l	SW-846 5030/8260	7/10/95	PSF
Pentachloroethane	<1.50	1.50	ug/l	SW-846 5030/8260	7/10/95	PSF
Propionitrile	<6.80	6.80	ug/l	SW-846 5030/8260	7/10/95	PSF
Styrene	<1.30	1.30	ug/l	SW-846 5030/8260	7/10/95	PSF
1,1,1,2-Tetrachloroethane	<3.80	3.80	ug/l	SW-846 5030/8260	7/10/95	PSF
1,1,2,2-Tetrachloroethane	2.96	2.80	ug/l	SW-846 5030/8260	7/10/95	PSF
Tetrachloroethene	18.5	5.20	ug/l	SW-846 5030/8260	7/10/95	PSF
Toluene	58.3	3.10	ug/l	SW-846 5030/8260	7/10/95	PSF
1,2,4-Trichlorobenzene	<7.90	7.90	ug/l	SW-846 5030/8260	7/10/95	PSF
1,1,1-Trichloroethane	138	3.60	ug/l	SW-846 5030/8260	7/10/95	PSF
1,1,2-Trichloroethane	3.39	2.20	ug/l	SW-846 5030/8260	7/10/95	PSF
Trichloroethane	78.2	3.80	ug/l	SW-846 5030/8260	7/10/95	PSF
Trichlorofluoromethane	<2.60	2.60	ug/l	SW-846 5030/8260	7/10/95	PSF
1,2,3-Trichloropropane	<18.8	18.8	ug/l	SW-846 5030/8260	7/10/95	PSF
Vinyl acetate	<1.50	1.50	ug/l	SW-846 5030/8260	7/10/95	PSF
Vinyl Chloride	<5.10	5.10	ug/l	SW-846 5030/8260	7/10/95	PSF
o-Xylene	8.61	4.00	ug/l	SW-846 5030/8260	7/10/95	PSF
m-p-Xylene	29.4	5.80	ug/l	SW-846 5030/8260	7/10/95	PSF

STANDARD LABORATORIES, INC. 2315 Glenview Drive Evansville, IN 47720 PH (812) 424-2909 FAX (812) 424-0667

QUALITY ASSURANCE REPORT

Report Dated: 7/13/95

Page 1

JOB NUMBER: 9507-01200

CUSTOMER: Standard Laboratories, Inc. 55 ATTN: Scott Robbins

ANALYSIS				DUPLICATES		REFERENCE STANDARDS		MATRIX SPIKES		
ANALYSIS TYPE	ANALYSIS SUB-TYPE	ANALYSIS I.D.	ANALYZED VALUE (A)	DUPLICATE VALUE (B)	RPD	TRUE VALUE	PERCENT RECOVERY	ORIGINAL VALUE	SPIKE ADDED	PERCENT RECOVERY
PARAMETER: Ethylbenzene DETECTION LIMIT: 0.04 UNITS: ug/l			DATE/TIME ANALYZED: 7/10/95 10:00 METHOD REFERENCE: SW-846 5030/8260			QC BATCH NUMBER: 952907 TECHNICIAN: PSF				
BLANK	CALIB CHK	BATCH BLANK	<0.36							
DUP2	DUPLICATE	9507-01200-003Q			0.00					
DUPLICATE	ANALYTICAL	9507-01200-001D	4.05	4.57	12.00			301	260.00	112.00
SPIKE	ANALYTICAL	9507-01200-003S	9.12							
STANDARD	CALIB CHK	CHECK STD	29			26	112.00			
PARAMETER: Styrene DETECTION LIMIT: 0.01 UNITS: ug/l			DATE/TIME ANALYZED: 7/10/95 10:00 METHOD REFERENCE: SW-846 5030/8260			QC BATCH NUMBER: 952907 TECHNICIAN: PSF				
BLANK	CALIB CHK	BATCH BLANK	<0.13							
DUP2	DUPLICATE	9507-01200-003Q			0.00					
DUPLICATE	ANALYTICAL	9507-01200-001D	<1.30	<1.30	12.00			227	200.00	113.00
SPIKE	ANALYTICAL	9507-01200-003S	<1.30							
STANDARD	CALIB CHK	CHECK STD	22			20	110.00			
PARAMETER: cis-1,3-Dichloropropene DETECTION LIMIT: 0.04 UNITS: ug/l			DATE/TIME ANALYZED: 7/10/95 10:00 METHOD REFERENCE: SW-846 5030/8260			QC BATCH NUMBER: 952907 TECHNICIAN: PSF				
BLANK	CALIB CHK	BATCH BLANK	<0.39							
DUP2	DUPLICATE	9507-01200-003Q			1.00					
DUPLICATE	ANALYTICAL	9507-01200-001D	<3.90	<3.90	0.00			498	400.00	125.00
SPIKE	ANALYTICAL	9507-01200-003S	<3.90							
STANDARD	CALIB CHK	CHECK STD	51			40	128.00			
PARAMETER: trans-1,3-Dichloropropene DETECTION LIMIT: 0.04 UNITS: ug/l			DATE/TIME ANALYZED: 7/10/95 10:00 METHOD REFERENCE: SW-846 5030/8260			QC BATCH NUMBER: 952907 TECHNICIAN: PSF				
BLANK	CALIB CHK	BATCH BLANK	<0.43							
DUP2	DUPLICATE	9507-01200-003Q			1.00					
DUPLICATE	ANALYTICAL	9507-01200-001D	<4.30	<4.30	0.00			466	400.00	117.00
SPIKE	ANALYTICAL	9507-01200-003S	<4.30							
STANDARD	CALIB CHK	CHECK STD	48			40	120.00			
PARAMETER: 1,4-Dichlorobenzene DETECTION LIMIT: 0.03 UNITS: ug/l			DATE/TIME ANALYZED: 7/10/95 10:00 METHOD REFERENCE: SW-846 5030/8260			QC BATCH NUMBER: 952907 TECHNICIAN: PSF				
BLANK	CALIB CHK	BATCH BLANK	<0.34							
DUP2	DUPLICATE	9507-01200-003Q			0.00					
DUPLICATE	ANALYTICAL	9507-01200-001D	<3.40	<3.40	20.00			206	200.00	103.00
SPIKE	ANALYTICAL	9507-01200-003S	<3.40							
STANDARD	CALIB CHK	CHECK STD	20			20	100.00			
PARAMETER: 1,2-Dibromoethane (EDB) DETECTION LIMIT: 0.02 UNITS: ug/l			DATE/TIME ANALYZED: 7/10/95 10:00 METHOD REFERENCE: SW-846 5030/8260			QC BATCH NUMBER: 952907 TECHNICIAN: PSF				
BLANK	CALIB CHK	BATCH BLANK	<0.18							
DUP2	DUPLICATE	9507-01200-003Q			1.00					
DUPLICATE	ANALYTICAL	9507-01200-001D	<1.80	<1.80	0.00			199	200.00	100.00
SPIKE	ANALYTICAL	9507-01200-003S	<1.80							
STANDARD	CALIB CHK	CHECK STD	20			20	100.00			

STANDARD LABORATORIES, INC. 2315 Glenview Drive Evansville, IN 47720 PH (812) 424-2909 FAX (812) 424-0667

NC = Not Calculable Due To Lower Than The Detection Limit

Quality Control Acceptance Criteria:

Blanks..... Analyzed Value <= Detection Limit
 Reference Standards 100 +/- 10 Percent Recovery
 Duplicates..... 20 Percent Relative Difference, Unless Values Are Below Detection Limits
 Spikes..... 100 +/- 25 Percent Recovery

Note: Data Reported In QA Report May Be Lower Than Value On Sample Data Page Due To Dilution Of Sample Into Analytical Range

QUALITY ASSURANCE REPORT

Report Dated: 7/13/95

Page 2

JOB NUMBER: 9507-01200

CUSTOMER: Standard Laboratories, Inc. 55 ATTN: Scott Robbins

ANALYSIS				DUPLICATES		REFERENCE STANDARDS		MATRIX SPIKES		
ANALYSIS TYPE	ANALYSIS SUB-TYPE	ANALYSIS I.D.	ANALYZED VALUE (A)	DUPLICATE VALUE (B)	RPD	TRUE VALUE	PERCENT RECOVERY	ORIGINAL VALUE	SPIKE ADDED	PERCENT RECOVERY
PARAMETER:Acrolein DETECTION LIMIT:0.37 UNITS: ug/l				DATE/TIME ANALYZED:7/10/95 10:00 METHOD REFERENCE:SW-846 5030/8260		QC BATCH NUMBER:952907 TECHNICIAN:PSF				
BLANK	CALIB CHK	BATCH BLANK	<3.65							
DUP2	DUPLICATE	9507-01200-003Q			30.00					
DUPLICATE	ANALYTICAL	9507-01200-001D	<36.5	<36.5	16.00			<36.5	200.00	0.00
SPIKE	ANALYTICAL	9507-01200-003S	<36.5							
STANDARD	CALIB CHK	CHECK STD	7.99			20	40.00			
PARAMETER:Allyl chloride DETECTION LIMIT:0.09 UNITS: ug/l				DATE/TIME ANALYZED:7/10/95 10:00 METHOD REFERENCE:SW-846 5030/8260		QC BATCH NUMBER:952907 TECHNICIAN:PSF				
BLANK	CALIB CHK	BATCH BLANK	<0.94							
DUP2	DUPLICATE	9507-01200-003Q			1.00					
DUPLICATE	ANALYTICAL	9507-01200-001D	<9.40	<9.40	0.00			196	200.00	98.00
SPIKE	ANALYTICAL	9507-01200-003S	<9.40							
STANDARD	CALIB CHK	CHECK STD	17			20	85.00			
PARAMETER:1,2-Dichloroethane DETECTION LIMIT:0.04 UNITS: ug/l				DATE/TIME ANALYZED:7/10/95 10:00 METHOD REFERENCE:SW-846 5030/8260		QC BATCH NUMBER:952907 TECHNICIAN:PSF				
BLANK	CALIB CHK	BATCH BLANK	<0.38							
DUP2	DUPLICATE	9507-01200-003Q			0.00					
DUPLICATE	ANALYTICAL	9507-01200-001D	<3.80	<3.80	12.00			221	200.00	110.00
SPIKE	ANALYTICAL	9507-01200-003S	<3.80							
STANDARD	CALIB CHK	CHECK STD	22			20	110.00			
PARAMETER:Propionitrile DETECTION LIMIT:0.07 UNITS: ug/l				DATE/TIME ANALYZED:7/10/95 10:00 METHOD REFERENCE:SW-846 5030/8260		QC BATCH NUMBER:952907 TECHNICIAN:PSF				
BLANK	CALIB CHK	BATCH BLANK	<0.68							
DUP2	DUPLICATE	9507-01200-003Q			3.00					
DUPLICATE	ANALYTICAL	9507-01200-001D	<6.80	<6.80	0.00			159	200.00	80.00
SPIKE	ANALYTICAL	9507-01200-003S	<6.80							
STANDARD	CALIB CHK	CHECK STD	16			20	80.00			
PARAMETER:Acrylonitrile DETECTION LIMIT:0.11 UNITS: ug/l				DATE/TIME ANALYZED:7/10/95 10:00 METHOD REFERENCE:SW-846 5030/8260		QC BATCH NUMBER:952907 TECHNICIAN:PSF				
BLANK	CALIB CHK	BATCH BLANK	<1.08							
DUP2	DUPLICATE	9507-01200-003Q			0.00					
DUPLICATE	ANALYTICAL	9507-01200-001D	<10.8	<10.8	0.00			148	200.00	74.00
SPIKE	ANALYTICAL	9507-01200-003S	<10.8							
STANDARD	CALIB CHK	CHECK STD	16.3			20	82.00			
PARAMETER:Vinyl acetate DETECTION LIMIT:0.02 UNITS: ug/l				DATE/TIME ANALYZED:7/10/95 10:00 METHOD REFERENCE:SW-846 5030/8260		QC BATCH NUMBER:952907 TECHNICIAN:PSF				
BLANK	CALIB CHK	BATCH BLANK	<0.15							
DUP2	DUPLICATE	9507-01200-003Q			1.00					
DUPLICATE	ANALYTICAL	9507-01200-001D	<1.50	<1.50	157.00			176	200.00	88.00
SPIKE	ANALYTICAL	9507-01200-003S	<1.50							
STANDARD	CALIB CHK	CHECK STD	18			20	90.00			

STANDARD LABORATORIES, INC. 2315 Glenview Drive Evansville, IN 47720 PH (812) 424-2909 FAX (812) 424-0667

NC = Not Calculable Due To Lower Than The Detection Limit

Quality Control Acceptance Criteria:

Blanks..... Analyzed Value <= Detection Limit
Reference Standards 100 +/- 10 Percent Recovery
Duplicates..... 20 Percent Relative Difference, Unless Values Are Below Detection Limits
Spikes..... 100 +/- 25 Percent Recovery

Note: Data Reported In QA Report May Be Lower Than Value On Sample Data Page Due To Dilution Of Sample Into Analytical Range

QUALITY ASSURANCE REPORT

Report Dated: 7/13/95

Page 3

JOB NUMBER: 9507-01200

CUSTOMER: Standard Laboratories, Inc. 55 ATTN: Scott Robbins

ANALYSIS				DUPLICATES		REFERENCE STANDARDS		MATRIX SPIKES		
ANALYSIS TYPE	ANALYSIS SUB-TYPE	ANALYSIS I.D.	ANALYZED VALUE (A)	DUPLICATE VALUE (B)	RPD	TRUE VALUE	PERCENT RECOVERY	ORIGINAL VALUE	SPIKE ADDED	PERCENT RECOVERY
PARAMETER: 4-Methyl-2-pentanone DETECTION LIMIT: 0.10 UNITS: ug/l				DATE/TIME ANALYZED: 7/10/95 10:00 METHOD REFERENCE: SW-846 5030/8260		QC BATCH NUMBER: 952907 TECHNICIAN: PSF				
BLANK	CALIB CHK	BATCH BLANK	<1.00							
DUP2	DUPLICATE	9507-01200-003Q			1.00					
DUPLICATE	ANALYTICAL	9507-01200-001D	<10.0	<10.0	2.00			161	200.00	80.00
SPIKE	ANALYTICAL	9507-01200-003S	<10.0							
STANDARD	CALIB CHK	CHECK STD	17.1			20	86.00			
PARAMETER: Toluene DETECTION LIMIT: 0.03 UNITS: ug/l				DATE/TIME ANALYZED: 7/10/95 10:00 METHOD REFERENCE: SW-846 5030/8260		QC BATCH NUMBER: 952907 TECHNICIAN: PSF				
BLANK	CALIB CHK	BATCH BLANK	<0.31							
DUP2	DUPLICATE	9507-01200-003Q			0.00					
DUPLICATE	ANALYTICAL	9507-01200-001D	22.6	22.6	0.00			274	200.00	108.00
SPIKE	ANALYTICAL	9507-01200-003S	58.3							
STANDARD	CALIB CHK	CHECK STD	22			20	110.00			
PARAMETER: Chlorobenzene DETECTION LIMIT: 0.01 UNITS: ug/l				DATE/TIME ANALYZED: 7/10/95 10:00 METHOD REFERENCE: SW-846 5030/8260		QC BATCH NUMBER: 952907 TECHNICIAN: PSF				
BLANK	CALIB CHK	BATCH BLANK	<0.13							
DUP2	DUPLICATE	9507-01200-003Q			0.00					
DUPLICATE	ANALYTICAL	9507-01200-001D	<1.30	<1.30	19.00			211	200.00	105.00
SPIKE	ANALYTICAL	9507-01200-003S	<1.30							
STANDARD	CALIB CHK	CHECK STD	21			20	105.00			
PARAMETER: trans-1,4-Dichloro-2-butene DETECTION LIMIT: 0.07 UNITS: ug/l				DATE/TIME ANALYZED: 7/10/95 10:00 METHOD REFERENCE: SW-846 5030/8260		QC BATCH NUMBER: 952907 TECHNICIAN: PSF				
BLANK	CALIB CHK	BATCH BLANK	<0.66							
DUP2	DUPLICATE	9507-01200-003Q			2.00					
DUPLICATE	ANALYTICAL	9507-01200-001D	<6.60	<6.60	0.00			338	400.00	83.00
SPIKE	ANALYTICAL	9507-01200-003S	<6.60							
STANDARD	CALIB CHK	CHECK STD	39			40	98.00			
PARAMETER: 2-Chloroethylvinyl ether DETECTION LIMIT: 0.05 UNITS: ug/l				DATE/TIME ANALYZED: 7/10/95 10:00 METHOD REFERENCE: SW-846 5030/8260		QC BATCH NUMBER: 952907 TECHNICIAN: PSF				
BLANK	CALIB CHK	BATCH BLANK	<0.53							
DUP2	DUPLICATE	9507-01200-003Q			1.00					
DUPLICATE	ANALYTICAL	9507-01200-001D	<5.30	<5.30	0.00			380	400.00	95.00
SPIKE	ANALYTICAL	9507-01200-003S	<5.30							
STANDARD	CALIB CHK	CHECK STD	27			40	68.00			
PARAMETER: 1,2,4-Trichlorobenzene DETECTION LIMIT: 0.08 UNITS: ug/l				DATE/TIME ANALYZED: 7/10/95 10:00 METHOD REFERENCE: SW-846 5030/8260		QC BATCH NUMBER: 952907 TECHNICIAN: PSF				
BLANK	CALIB CHK	BATCH BLANK	<0.79							
DUP2	DUPLICATE	9507-01200-003Q			2.00					
DUPLICATE	ANALYTICAL	9507-01200-001D	<7.90	<7.90	23.00			227	200.00	113.00
SPIKE	ANALYTICAL	9507-01200-003S	<7.90							
STANDARD	CALIB CHK	CHECK STD	22			20	110.00			

STANDARD LABORATORIES, INC. 2315 Glenview Drive Evansville, IN 47720 PH (812) 424-2909 FAX (812) 424-0667

NC = Not Calculable Due To Lower Than The Detection Limit

Quality Control Acceptance Criteria:

Blanks Analyzed Value <= Detection Limit
 Reference Standards 100 +/- 10 Percent Recovery
 Duplicates 20 Percent Relative Difference, Unless Values Are Below Detection Limits
 Spikes 100 +/- 25 Percent Recovery

Note: Data Reported In QA Report May Be Lower Than Value On Sample Data Page Due To Dilution Of Sample Into Analytical Range

QUALITY ASSURANCE REPORT

Report Dated: 7/13/95

Page 4

JOB NUMBER: 9507-01200

CUSTOMER: Standard Laboratories, Inc. 55 ATTN: Scott Robbins

ANALYSIS				DUPLICATES		REFERENCE STANDARDS		MATRIX SPIKES			
ANALYSIS TYPE	ANALYSIS SUB-TYPE	ANALYSIS I.D.	ANALYZED VALUE (A)	DUPLICATE VALUE (B)	RPD	TRUE VALUE	PERCENT RECOVERY	ORIGINAL VALUE	SPIKE ADDED	PERCENT RECOVERY	
PARAMETER: Chlorodibromomethane DETECTION LIMIT: 0.02 UNITS: ug/l				DATE/TIME ANALYZED: 7/10/95 10:00 METHOD REFERENCE: SW-846 5030/8260				QC BATCH NUMBER: 952907 TECHNICIAN: PSF			
BLANK	CALIB CHK	BATCH BLANK	<0.18								
DUP2	DUPLICATE	9507-01200-003Q			1.00						
DUPLICATE	ANALYTICAL	9507-01200-001D	<1.80	<1.80	0.00			225	200.00	113.00	
SPIKE	ANALYTICAL	9507-01200-003S	<1.80								
STANDARD	CALIB CHK	CHECK STD	23			20	115.00				
PARAMETER: 2-Chloro-1,3-Butadiene DETECTION LIMIT: 0.03 UNITS: ug/l				DATE/TIME ANALYZED: 7/10/95 10:00 METHOD REFERENCE: SW-846 5030/8260				QC BATCH NUMBER: 952907 TECHNICIAN: PSF			
BLANK	CALIB CHK	BATCH BLANK	<0.30								
DUP2	DUPLICATE	9507-01200-003Q			2.00						
DUPLICATE	ANALYTICAL	9507-01200-001D	<3.00	<3.00	116.00			213	200.00	106.00	
SPIKE	ANALYTICAL	9507-01200-003S	<3.00								
STANDARD	CALIB CHK	CHECK STD	21			20	105.00				
PARAMETER: Tetrachloroethene DETECTION LIMIT: 0.05 UNITS: ug/l				DATE/TIME ANALYZED: 7/10/95 10:00 METHOD REFERENCE: SW-846 5030/8260				QC BATCH NUMBER: 952907 TECHNICIAN: PSF			
BLANK	CALIB CHK	BATCH BLANK	<0.52								
DUP2	DUPLICATE	9507-01200-003Q			1.00						
DUPLICATE	ANALYTICAL	9507-01200-001D	<5.20	<5.20	0.00			447	290.00	148.00	
SPIKE	ANALYTICAL	9507-01200-003S	18.5								
STANDARD	CALIB CHK	CHECK STD	43			29	148.00				
PARAMETER: cis-1,4-Dichloro-2-butene DETECTION LIMIT: 0.08 UNITS: ug/l				DATE/TIME ANALYZED: 7/10/95 10:00 METHOD REFERENCE: SW-846 5030/8260				QC BATCH NUMBER: 952907 TECHNICIAN: PSF			
BLANK	CALIB CHK	BATCH BLANK	<0.80								
DUP2	DUPLICATE	9507-01200-003Q			2.00						
DUPLICATE	ANALYTICAL	9507-01200-001D	<8.00	<8.00	3.00			341	400.00	85.00	
SPIKE	ANALYTICAL	9507-01200-003S	<8.00								
STANDARD	CALIB CHK	CHECK STD	39			40	98.00				
PARAMETER: trans-1,2-Dichloroethene DETECTION LIMIT: 0.04 UNITS: ug/l				DATE/TIME ANALYZED: 7/10/95 10:00 METHOD REFERENCE: SW-846 5030/8260				QC BATCH NUMBER: 952907 TECHNICIAN: PSF			
BLANK	CALIB CHK	BATCH BLANK	<0.39								
DUP2	DUPLICATE	9507-01200-003Q			1.00						
DUPLICATE	ANALYTICAL	9507-01200-001D	<3.90	<3.90	0.00			186	200.00	93.00	
SPIKE	ANALYTICAL	9507-01200-003S	<3.90								
STANDARD	CALIB CHK	CHECK STD	19			20	95.00				
PARAMETER: 1,3-Dichlorobenzene DETECTION LIMIT: 0.04 UNITS: ug/l				DATE/TIME ANALYZED: 7/10/95 10:00 METHOD REFERENCE: SW-846 5030/8260				QC BATCH NUMBER: 952907 TECHNICIAN: PSF			
BLANK	CALIB CHK	BATCH BLANK	<0.43								
DUP2	DUPLICATE	9507-01200-003Q			0.00						
DUPLICATE	ANALYTICAL	9507-01200-001D	<4.30	<4.30	4.00			206	200.00	103.00	
SPIKE	ANALYTICAL	9507-01200-003S	<4.30								
STANDARD	CALIB CHK	CHECK STD	21			20	105.00				

STANDARD LABORATORIES, INC. 2315 Glenview Drive Evansville, IN 47720 PH (812) 424-2909 FAX (812) 424-0667

NC = Not Calculable Due To Lower Than The Detection Limit

Quality Control Acceptance Criteria:

Blanks..... Analyzed Value <= Detection Limit
 Reference Standards 100 +/- 10 Percent Recovery
 Duplicates..... 20 Percent Relative Difference, Unless Values Are Below Detection Limits
 Spikes..... 100 +/- 25 Percent Recovery

Note: Data Reported In QA Report May Be Lower Than Value On Sample Data Page Due To Dilution Of Sample Into Analytical Range

QUALITY ASSURANCE REPORT

Report Dated: 7/13/95

Page 5

JOB NUMBER: 9507-01200

CUSTOMER: Standard Laboratories, Inc. 55 ATTN: Scott Robbins

ANALYSIS				DUPLICATES		REFERENCE STANDARDS		MATRIX SPIKES			
ANALYSIS TYPE	ANALYSIS SUB-TYPE	ANALYSIS I.D.	ANALYZED VALUE (A)	DUPLICATE VALUE (B)	RPD	TRUE VALUE	PERCENT RECOVERY	ORIGINAL VALUE	SPIKE ADDED	PERCENT RECOVERY	
PARAMETER: Carbon tetrachloride DETECTION LIMIT: 0.05 UNITS: ug/l				DATE/TIME ANALYZED: 7/10/95 10:00 METHOD REFERENCE: SW-846 5030/8260			QC BATCH NUMBER: 952907 TECHNICIAN: PSF				
BLANK	CALIB CHK	BATCH BLANK	<0.50								
DUP2	DUPLICATE	9507-01200-003Q			1.00						
DUPLICATE	ANALYTICAL	9507-01200-001D	<5.00	<5.00	113.00			220	200.00	109.00	
SPIKE	ANALYTICAL	9507-01200-003S	<5.00								
STANDARD	CALIB CHK	CHECK STD	22			20	110.00				
PARAMETER: 2-Hexanone DETECTION LIMIT: 0.11 UNITS: ug/l				DATE/TIME ANALYZED: 7/10/95 10:00 METHOD REFERENCE: SW-846 5030/8260			QC BATCH NUMBER: 952907 TECHNICIAN: PSF				
BLANK	CALIB CHK	BATCH BLANK	<1.09								
DUP2	DUPLICATE	9507-01200-003Q			3.00						
DUPLICATE	ANALYTICAL	9507-01200-001D	<10.9	<10.9	6.00			158	200.00	78.00	
SPIKE	ANALYTICAL	9507-01200-003S	<10.9								
STANDARD	CALIB CHK	CHECK STD	17.3			20	87.00				
PARAMETER: 1,1,1,2-Tetrachloroethane DETECTION LIMIT: 0.04 UNITS: ug/l				DATE/TIME ANALYZED: 7/10/95 10:00 METHOD REFERENCE: SW-846 5030/8260			QC BATCH NUMBER: 952907 TECHNICIAN: PSF				
BLANK	CALIB CHK	BATCH BLANK	<0.38								
DUP2	DUPLICATE	9507-01200-003Q			0.00						
DUPLICATE	ANALYTICAL	9507-01200-001D	<3.80	<3.80	0.00			226	200.00	113.00	
SPIKE	ANALYTICAL	9507-01200-003S	<3.80								
STANDARD	CALIB CHK	CHECK STD	23			20	115.00				
PARAMETER: Acetone DETECTION LIMIT: 1.17 UNITS: ug/l				DATE/TIME ANALYZED: 7/10/95 10:00 METHOD REFERENCE: SW-846 5030/8260			QC BATCH NUMBER: 952907 TECHNICIAN: PSF				
BLANK	CALIB CHK	BATCH BLANK	<11.6								
DUP2	DUPLICATE	9507-01200-003Q			3.00						
DUPLICATE	ANALYTICAL	9507-01200-001D	1080	1060	2.00			501	200.00	99.00	
SPIKE	ANALYTICAL	9507-01200-003S	303								
STANDARD	CALIB CHK	CHECK STD	21.7			20	109.00				
PARAMETER: Chloroform DETECTION LIMIT: 0.07 UNITS: ug/l				DATE/TIME ANALYZED: 7/10/95 10:00 METHOD REFERENCE: SW-846 5030/8260			QC BATCH NUMBER: 952907 TECHNICIAN: PSF				
BLANK	CALIB CHK	BATCH BLANK	<0.74								
DUP2	DUPLICATE	9507-01200-003Q			1.00						
DUPLICATE	ANALYTICAL	9507-01200-001D	<7.40	<7.40	12.00			207	200.00	100.00	
SPIKE	ANALYTICAL	9507-01200-003S	<7.40								
STANDARD	CALIB CHK	CHECK STD	20			20	100.00				
PARAMETER: Hexachloroethane DETECTION LIMIT: 0.02 UNITS: ug/l				DATE/TIME ANALYZED: 7/10/95 10:00 METHOD REFERENCE: SW-846 5030/8260			QC BATCH NUMBER: 952907 TECHNICIAN: PSF				
BLANK	CALIB CHK	BATCH BLANK	<0.24								
DUP2	DUPLICATE	9507-01200-003Q			5.00						
DUPLICATE	ANALYTICAL	9507-01200-001D	<2.40	<2.40	0.00			176	200.00	88.00	
SPIKE	ANALYTICAL	9507-01200-003S	<2.40								
STANDARD	CALIB CHK	CHECK STD	18			20	90.00				

STANDARD LABORATORIES, INC. 2315 Glenview Drive Evansville, IN 47720 PH (812) 424-2909 FAX (812) 424-0667

NC = Not Calculable Due To Lower Than The Detection Limit

Quality Control Acceptance Criteria:

- Blanks..... Analyzed Value <= Detection Limit
- Reference Standards 100 +/- 10 Percent Recovery
- Duplicates..... 20 Percent Relative Difference, Unless Values Are Below Detection Limits
- Spikes..... 100 +/- 25 Percent Recovery

Note: Data Reported In QA Report May Be Lower Than Value On Sample Data Page Due To Dilution Of Sample Into Analytical Range

QUALITY ASSURANCE REPORT

Report Dated: 7/13/95

Page 6

JOB NUMBER: 9507-01200

CUSTOMER: Standard Laboratories, Inc. 55 ATTN: Scott Robbins

ANALYSIS				DUPLICATES		REFERENCE STANDARDS		MATRIX SPIKES			
ANALYSIS TYPE	ANALYSIS SUB-TYPE	ANALYSIS I.D.	ANALYZED VALUE (A)	DUPLICATE VALUE (B)	RPD	TRUE VALUE	PERCENT RECOVERY	ORIGINAL VALUE	SPIKE ADDED	PERCENT RECOVERY	
PARAMETER: Benzene DETECTION LIMIT: 0.02 UNITS: ug/l				DATE/TIME ANALYZED: 7/10/95 10:00 METHOD REFERENCE: SW-846 5030/8260			QC BATCH NUMBER: 952907 TECHNICIAN: PSF				
BLANK	CALIB CHK	BATCH BLANK	<0.16								
DUP2	DUPLICATE	9507-01200-003Q		1.82	0.00						
DUPLICATE	ANALYTICAL	9507-01200-001D	<1.60		19.00						
SPIKE	ANALYTICAL	9507-01200-003S	5.35					201	200.00	98.00	
STANDARD	CALIB CHK	CHECK STD	20			20	100.00				
PARAMETER: 1,1,1-Trichloroethane DETECTION LIMIT: 0.04 UNITS: ug/l				DATE/TIME ANALYZED: 7/10/95 10:00 METHOD REFERENCE: SW-846 5030/8260			QC BATCH NUMBER: 952907 TECHNICIAN: PSF				
BLANK	CALIB CHK	BATCH BLANK	<0.36								
DUP2	DUPLICATE	9507-01200-003Q		26.4	1.00						
DUPLICATE	ANALYTICAL	9507-01200-001D	25.4		4.00						
SPIKE	ANALYTICAL	9507-01200-003S	138					364	200.00	113.00	
STANDARD	CALIB CHK	CHECK STD	22			20	110.00				
PARAMETER: Bromomethane DETECTION LIMIT: 0.25 UNITS: ug/l				DATE/TIME ANALYZED: 7/10/95 10:00 METHOD REFERENCE: SW-846 5030/8260			QC BATCH NUMBER: 952907 TECHNICIAN: PSF				
BLANK	CALIB CHK	BATCH BLANK	<2.49								
DUP2	DUPLICATE	9507-01200-003Q		<24.9	7.00						
DUPLICATE	ANALYTICAL	9507-01200-001D	<24.9		43.00						
SPIKE	ANALYTICAL	9507-01200-003S	<24.9					249	200.00	121.00	
STANDARD	CALIB CHK	CHECK STD	24.7			20	124.00				
PARAMETER: Chloromethane DETECTION LIMIT: 0.06 UNITS: ug/l				DATE/TIME ANALYZED: 7/10/95 10:00 METHOD REFERENCE: SW-846 5030/8260			QC BATCH NUMBER: 952907 TECHNICIAN: PSF				
BLANK	CALIB CHK	BATCH BLANK	<0.60								
DUP2	DUPLICATE	9507-01200-003Q		<6.00	2.00						
DUPLICATE	ANALYTICAL	9507-01200-001D	<6.00		97.00						
SPIKE	ANALYTICAL	9507-01200-003S	<6.00					130	200.00	65.00	
STANDARD	CALIB CHK	CHECK STD	14			20	70.00				
PARAMETER: Iodomethane DETECTION LIMIT: 0.04 UNITS: ug/l				DATE/TIME ANALYZED: 7/10/95 10:00 METHOD REFERENCE: SW-846 5030/8260			QC BATCH NUMBER: 952907 TECHNICIAN: PSF				
BLANK	CALIB CHK	BATCH BLANK	<0.43								
DUP2	DUPLICATE	9507-01200-003Q		<4.30	8.00						
DUPLICATE	ANALYTICAL	9507-01200-001D	<4.30		140.00						
SPIKE	ANALYTICAL	9507-01200-003S	<4.30					229	200.00	114.00	
STANDARD	CALIB CHK	CHECK STD	25			20	125.00				
PARAMETER: Dibromomethane DETECTION LIMIT: 0.03 UNITS: ug/l				DATE/TIME ANALYZED: 7/10/95 10:00 METHOD REFERENCE: SW-846 5030/8260			QC BATCH NUMBER: 952907 TECHNICIAN: PSF				
BLANK	CALIB CHK	BATCH BLANK	<0.28								
DUP2	DUPLICATE	9507-01200-003Q		<2.80	1.00						
DUPLICATE	ANALYTICAL	9507-01200-001D	<2.80		0.00						
SPIKE	ANALYTICAL	9507-01200-003S	<2.80					212	200.00	106.00	
STANDARD	CALIB CHK	CHECK STD	21			20	105.00				

STANDARD LABORATORIES, INC. 2315 Glenview Drive Evansville, IN 47720 PH (812) 424-2909 FAX (812) 424-0667

NC = Not Calculable Due To Lower Than The Detection Limit

Quality Control Acceptance Criteria:

- Blanks..... Analyzed Value <= Detection Limit
- Reference Standards 100 +/- 10 Percent Recovery
- Duplicates..... 20 Percent Relative Difference, Unless Values Are Below Detection Limits
- Spikes..... 100 +/- 25 Percent Recovery

Note: Data Reported In QA Report May Be Lower Than Value On Sample Data Page Due To Dilution Of Sample Into Analytical Range

QUALITY ASSURANCE REPORT

Report Dated: 7/13/95

Page 7

JOB NUMBER: 9507-01200

CUSTOMER: Standard Laboratories, Inc. 55 ATTN: Scott Robbins

ANALYSIS				DUPLICATES		REFERENCE STANDARDS		MATRIX SPIKES		
ANALYSIS TYPE	ANALYSIS SUB-TYPE	ANALYSIS I.D.	ANALYZED VALUE (A)	DUPLICATE VALUE (B)	RPD	TRUE VALUE	PERCENT RECOVERY	ORIGINAL VALUE	SPIKE ADDED	PERCENT RECOVERY
PARAMETER: Bromochloromethane DETECTION LIMIT: 0.06 UNITS: ug/l				DATE/TIME ANALYZED: 7/10/95 10:00 METHOD REFERENCE: SW-846 5030/8260		QC BATCH NUMBER: 952907 TECHNICIAN: PSF				
BLANK	CALIB CHK	BATCH BLANK	<0.59							
DUP2	DUPLICATE	9507-01200-003Q			0.00					
DUPLICATE	ANALYTICAL	9507-01200-001D	<5.90	<5.90	0.00			200	200.00	100.00
SPIKE	ANALYTICAL	9507-01200-003S	<5.90							
STANDARD	CALIB CHK	CHECK STD	21			20	105.00			
PARAMETER: Chloroethane DETECTION LIMIT: 0.68 UNITS: ug/l				DATE/TIME ANALYZED: 7/10/95 10:00 METHOD REFERENCE: SW-846 5030/8260		QC BATCH NUMBER: 952907 TECHNICIAN: PSF				
BLANK	CALIB CHK	BATCH BLANK	<6.80							
DUP2	DUPLICATE	9507-01200-003Q			1.00					
DUPLICATE	ANALYTICAL	9507-01200-001D	<68.0	<68.0	95.00			260	200.00	129.00
SPIKE	ANALYTICAL	9507-01200-003S	<68.0							
STANDARD	CALIB CHK	CHECK STD	22.9			20	115.00			
PARAMETER: Vinyl Chloride DETECTION LIMIT: 0.05 UNITS: ug/l				DATE/TIME ANALYZED: 7/10/95 10:00 METHOD REFERENCE: SW-846 5030/8260		QC BATCH NUMBER: 952907 TECHNICIAN: PSF				
BLANK	CALIB CHK	BATCH BLANK	<0.51							
DUP2	DUPLICATE	9507-01200-003Q			2.00					
DUPLICATE	ANALYTICAL	9507-01200-001D	<5.10	<5.10	0.00			154	200.00	77.00
SPIKE	ANALYTICAL	9507-01200-003S	<5.10							
STANDARD	CALIB CHK	CHECK STD	15			20	75.00			
PARAMETER: Acetonitrile DETECTION LIMIT: 0.04 UNITS: ug/l				DATE/TIME ANALYZED: 7/10/95 10:00 METHOD REFERENCE: SW-846 5030/8260		QC BATCH NUMBER: 952907 TECHNICIAN: PSF				
BLANK	CALIB CHK	BATCH BLANK	<0.35							
DUP2	DUPLICATE	9507-01200-003Q			3.00					
DUPLICATE	ANALYTICAL	9507-01200-001D	<3.50	<3.50	67.00			155	200.00	77.00
SPIKE	ANALYTICAL	9507-01200-003S	<3.50							
STANDARD	CALIB CHK	CHECK STD	18			20	90.00			
PARAMETER: Methylene chloride DETECTION LIMIT: 0.98 UNITS: ug/l				DATE/TIME ANALYZED: 7/10/95 10:00 METHOD REFERENCE: SW-846 5030/8260		QC BATCH NUMBER: 952907 TECHNICIAN: PSF				
BLANK	CALIB CHK	BATCH BLANK	<9.84							
DUP2	DUPLICATE	9507-01200-003Q			2.00					
DUPLICATE	ANALYTICAL	9507-01200-001D	110	160	37.00			319	200.00	105.00
SPIKE	ANALYTICAL	9507-01200-003S	110							
STANDARD	CALIB CHK	CHECK STD	24.6			20	123.00			
PARAMETER: Carbon disulfide DETECTION LIMIT: 0.02 UNITS: ug/l				DATE/TIME ANALYZED: 7/10/95 10:00 METHOD REFERENCE: SW-846 5030/8260		QC BATCH NUMBER: 952907 TECHNICIAN: PSF				
BLANK	CALIB CHK	BATCH BLANK	<0.16							
DUP2	DUPLICATE	9507-01200-003Q			3.00					
DUPLICATE	ANALYTICAL	9507-01200-001D	<1.60	<1.60	67.00			143	200.00	71.00
SPIKE	ANALYTICAL	9507-01200-003S	<1.60							
STANDARD	CALIB CHK	CHECK STD	16			20	80.00			

STANDARD LABORATORIES, INC. 2315 Glenview Drive Evansville, IN 47720 PH (812) 424-2909 FAX (812) 424-0667

nc = Not Calculable Due To Lower Than The Detection Limit

Quality Control Acceptance Criteria:

- Blanks..... Analyzed Value <= Detection Limit
- Reference Standards 100 +/- 10 Percent Recovery
- Duplicates..... 20 Percent Relative Difference, Unless Values Are Below Detection Limits
- Spikes..... 100 +/- 25 Percent Recovery

Note: Data Reported In QA Report May Be Lower Than Value On Sample Data Page Due To Dilution Of Sample Into Analytical Range

QUALITY ASSURANCE REPORT

Report Dated: 7/13/95

Page 8

JOB NUMBER: 9507-01200

CUSTOMER: Standard Laboratories, Inc. 55 ATTN: Scott Robbins

ANALYSIS				DUPLICATES		REFERENCE STANDARDS		MATRIX SPIKES			
ANALYSIS TYPE	ANALYSIS SUB-TYPE	ANALYSIS I.D.	ANALYZED VALUE (A)	DUPLICATE VALUE (B)	RPD	TRUE VALUE	PERCENT RECOVERY	ORIGINAL VALUE	SPIKE ADDED	PERCENT RECOVERY	
PARAMETER: Bromoform (Tribromomethane) DETECTION LIMIT: 0.03 UNITS: ug/l				DATE/TIME ANALYZED: 7/10/95 10:00 METHOD REFERENCE: SW-846 5030/8260			QC BATCH NUMBER: 952907 TECHNICIAN: PSF				
BLANK	CALIB CHK	BATCH BLANK	<0.26								
DUP2	DUPLICATE	9507-01200-003Q			1.00						
DUPLICATE	ANALYTICAL	9507-01200-001D	<2.60	<2.60	0.00			208	200.00	104.00	
SPIKE	ANALYTICAL	9507-01200-003S	<2.60								
STANDARD	CALIB CHK	CHECK STD	22			20	110.00				
PARAMETER: Bromodichloromethane DETECTION LIMIT: 0.03 UNITS: ug/l				DATE/TIME ANALYZED: 7/10/95 10:00 METHOD REFERENCE: SW-846 5030/8260			QC BATCH NUMBER: 952907 TECHNICIAN: PSF				
BLANK	CALIB CHK	BATCH BLANK	<0.28								
DUP2	DUPLICATE	9507-01200-003Q			0.00						
DUPLICATE	ANALYTICAL	9507-01200-001D	<2.80	<2.80	200.00			223	200.00	111.00	
SPIKE	ANALYTICAL	9507-01200-003S	<2.80								
STANDARD	CALIB CHK	CHECK STD	22			20	110.00				
PARAMETER: 1,1-Dichloroethane DETECTION LIMIT: 0.02 UNITS: ug/l				DATE/TIME ANALYZED: 7/10/95 10:00 METHOD REFERENCE: SW-846 5030/8260			QC BATCH NUMBER: 952907 TECHNICIAN: PSF				
BLANK	CALIB CHK	BATCH BLANK	<0.16								
DUP2	DUPLICATE	9507-01200-003Q			1.00						
DUPLICATE	ANALYTICAL	9507-01200-001D	7.42	7.73	4.00			215	200.00	91.00	
SPIKE	ANALYTICAL	9507-01200-003S	33.2								
STANDARD	CALIB CHK	CHECK STD	19			20	95.00				
PARAMETER: 1,1-Dichloroethene DETECTION LIMIT: 0.04 UNITS: ug/l				DATE/TIME ANALYZED: 7/10/95 10:00 METHOD REFERENCE: SW-846 5030/8260			QC BATCH NUMBER: 952907 TECHNICIAN: PSF				
BLANK	CALIB CHK	BATCH BLANK	<0.43								
DUP2	DUPLICATE	9507-01200-003Q			1.00						
DUPLICATE	ANALYTICAL	9507-01200-001D	<4.30	<4.30	34.00			69.2	200.00	34.00	
SPIKE	ANALYTICAL	9507-01200-003S	<4.30								
STANDARD	CALIB CHK	CHECK STD	7.0			20	35.00				
PARAMETER: Trichlorofluoromethane DETECTION LIMIT: 0.03 UNITS: ug/l				DATE/TIME ANALYZED: 7/10/95 10:00 METHOD REFERENCE: SW-846 5030/8260			QC BATCH NUMBER: 952907 TECHNICIAN: PSF				
BLANK	CALIB CHK	BATCH BLANK	<0.26								
DUP2	DUPLICATE	9507-01200-003Q			10.00						
DUPLICATE	ANALYTICAL	9507-01200-001D	<2.60	<2.60	0.00						
SPIKE	ANALYTICAL	9507-01200-003S	<2.60					39.0	200.00	20.00	
STANDARD	CALIB CHK	CHECK STD	19			20	95.00				
PARAMETER: Dichlorodifluoromethane DETECTION LIMIT: 0.07 UNITS: ug/l				DATE/TIME ANALYZED: 7/10/95 10:00 METHOD REFERENCE: SW-846 5030/8260			QC BATCH NUMBER: 952907 TECHNICIAN: PSF				
BLANK	CALIB CHK	BATCH BLANK	<0.70								
DUP2	DUPLICATE	9507-01200-003Q			3.00						
DUPLICATE	ANALYTICAL	9507-01200-001D	<7.00	<7.00	4.00						
SPIKE	ANALYTICAL	9507-01200-003S	<7.00					192	200.00	96.00	
STANDARD	CALIB CHK	CHECK STD	19			20	95.00				

STANDARD LABORATORIES, INC. 2315 Glenview Drive Evansville, IN 47720 PH (812) 424-2909 FAX (812) 424-0667

NC = Not Calculable Due To Lower Than The Detection Limit

Quality Control Acceptance Criteria:

Blanks Analyzed Value <= Detection Limit
Reference Standards 100 +/- 10 Percent Recovery
Duplicates 20 Percent Relative Difference, Unless Values Are Below Detection Limits
Spikes 100 +/- 25 Percent Recovery

Note: Data Reported In QA Report May Be Lower Than Value On Sample Data Page Due To Dilution Of Sample Into Analytical Range

QUALITY ASSURANCE REPORT

Report Dated: 7/13/95

Page 9

JOB NUMBER: 9507-01200

CUSTOMER: Standard Laboratories, Inc. 55 ATTN: Scott Robbins

ANALYSIS				DUPLICATES		REFERENCE STANDARDS		MATRIX SPIKES		
ANALYSIS TYPE	ANALYSIS SUB-TYPE	ANALYSIS I.D.	ANALYZED VALUE (A)	DUPLICATE VALUE (B)	RPD	TRUE VALUE	PERCENT RECOVERY	ORIGINAL VALUE	SPIKE ADDED	PERCENT RECOVERY
PARAMETER: Pentachloroethane DETECTION LIMIT: 0.02 UNITS: ug/l				DATE/TIME ANALYZED: 7/10/95 10:00 METHOD REFERENCE: SW-846 5030/8260		QC BATCH NUMBER: 952907 TECHNICIAN: PSF				
BLANK	CALIB CHK	BATCH BLANK	<0.15							
DUP2	DUPLICATE	9507-01200-003Q			0.00					
DUPLICATE	ANALYTICAL	9507-01200-001D	<1.50	<1.50	0.00			203	200.00	102.00
SPIKE	ANALYTICAL	9507-01200-003S	<1.50							
STANDARD	CALIB CHK	CHECK STD	20			20	100.00			
PARAMETER: Isobutyl alcohol DETECTION LIMIT: 0.01 UNITS: ug/l				DATE/TIME ANALYZED: 7/10/95 10:00 METHOD REFERENCE: SW-846 5030/8260		QC BATCH NUMBER: 952907 TECHNICIAN: PSF				
BLANK	CALIB CHK	BATCH BLANK	0.31							
DUP2	DUPLICATE	9507-01200-003Q			6.00					
DUPLICATE	ANALYTICAL	9507-01200-001D	2.60	3.41	27.00			5.03	200.00	1.00
SPIKE	ANALYTICAL	9507-01200-003S	2.88							
STANDARD	CALIB CHK	CHECK STD	22			20	110.00			
PARAMETER: 1,2-Dichloropropane DETECTION LIMIT: 0.04 UNITS: ug/l				DATE/TIME ANALYZED: 7/10/95 10:00 METHOD REFERENCE: SW-846 5030/8260		QC BATCH NUMBER: 952907 TECHNICIAN: PSF				
BLANK	CALIB CHK	BATCH BLANK	<0.35							
DUP2	DUPLICATE	9507-01200-003Q			0.00					
DUPLICATE	ANALYTICAL	9507-01200-001D	<3.50	<3.50	127.00			183	200.00	91.00
SPIKE	ANALYTICAL	9507-01200-003S	<3.50							
STANDARD	CALIB CHK	CHECK STD	18			20	90.00			
PARAMETER: 2-Butanone (MEK) DETECTION LIMIT: 0.32 UNITS: ug/l				DATE/TIME ANALYZED: 7/10/95 10:00 METHOD REFERENCE: SW-846 5030/8260		QC BATCH NUMBER: 952907 TECHNICIAN: PSF				
BLANK	CALIB CHK	BATCH BLANK	<3.23							
DUP2	DUPLICATE	9507-01200-003Q			1.00					
DUPLICATE	ANALYTICAL	9507-01200-001D	88.0	90.6	3.00			225	200.00	92.00
SPIKE	ANALYTICAL	9507-01200-003S	41.2							
STANDARD	CALIB CHK	CHECK STD	18.2			20	91.00			
PARAMETER: 1,1,2-Trichloroethane DETECTION LIMIT: 0.02 UNITS: ug/l				DATE/TIME ANALYZED: 7/10/95 10:00 METHOD REFERENCE: SW-846 5030/8260		QC BATCH NUMBER: 952907 TECHNICIAN: PSF				
BLANK	CALIB CHK	BATCH BLANK	<0.22							
DUP2	DUPLICATE	9507-01200-003Q			2.00					
DUPLICATE	ANALYTICAL	9507-01200-001D	6.61	6.86	4.00			188	200.00	92.00
SPIKE	ANALYTICAL	9507-01200-003S	3.39							
STANDARD	CALIB CHK	CHECK STD	19			20	95.00			
PARAMETER: Trichloroethane DETECTION LIMIT: 0.04 UNITS: ug/l				DATE/TIME ANALYZED: 7/10/95 10:00 METHOD REFERENCE: SW-846 5030/8260		QC BATCH NUMBER: 952907 TECHNICIAN: PSF				
BLANK	CALIB CHK	BATCH BLANK	<0.38							
DUP2	DUPLICATE	9507-01200-003Q			1.00					
DUPLICATE	ANALYTICAL	9507-01200-001D	16.5	16.8	2.00			316	200.00	119.00
SPIKE	ANALYTICAL	9507-01200-003S	78.2							
STANDARD	CALIB CHK	CHECK STD	24			20	120.00			

STANDARD LABORATORIES, INC. 2315 Glenview Drive Evansville, IN 47720 PH (812) 424-2909 FAX (812) 424-0667

NC = Not Calculable Due To Lower Than The Detection Limit

Quality Control Acceptance Criteria:

Blanks..... Analyzed Value <= Detection Limit
 Reference Standards 100 +/- 10 Percent Recovery
 Duplicates..... 20 Percent Relative Difference, Unless Values Are Below Detection Limit
 Spikes..... 100 +/- 25 Percent Recovery

Note: Data Reported In QA Report May Be Lower Than Value On Sample Data Page Due To Dilution Of Sample Into Analytical Range

QUALITY ASSURANCE REPORT

Report Dated: 7/13/95

Page 10

JOB NUMBER: 9507-01200

CUSTOMER: Standard Laboratories, Inc. 55 ATTN: Scott Robbins

ANALYSIS				DUPLICATES		REFERENCE STANDARDS		MATRIX SPIKES			
ANALYSIS TYPE	ANALYSIS SUB-TYPE	ANALYSIS I.D.	ANALYZED VALUE (A)	DUPLICATE VALUE (B)	RPD	TRUE VALUE	PERCENT RECOVERY	ORIGINAL VALUE	SPIKE ADDED	PERCENT RECOVERY	
PARAMETER: 1,1,2,2-Tetrachloroethane DETECTION LIMIT: 0.03 UNITS: ug/l				DATE/TIME ANALYZED: 7/10/95 10:00 METHOD REFERENCE: SW-846 5030/8260				QC BATCH NUMBER: 952907 TECHNICIAN: PSF			
BLANK	CALIB CHK	BATCH BLANK	<0.28								
DUP2	DUPLICATE	9507-01200-003Q			3.00						
DUPLICATE	ANALYTICAL	9507-01200-001D	<2.80	<2.80	200.00			159	200.00	78.00	
SPIKE	ANALYTICAL	9507-01200-003S	2.96			20	80.00				
STANDARD	CALIB CHK	CHECK STD	16								
PARAMETER: Methyl methacrylate DETECTION LIMIT: 0.04 UNITS: ug/l				DATE/TIME ANALYZED: 7/10/95 10:00 METHOD REFERENCE: SW-846 5030/8260				QC BATCH NUMBER: 952907 TECHNICIAN: PSF			
BLANK	CALIB CHK	BATCH BLANK	<0.40								
DUP2	DUPLICATE	9507-01200-003Q			1.00						
DUPLICATE	ANALYTICAL	9507-01200-001D	<4.00	<4.00	87.00			193	200.00	96.00	
SPIKE	ANALYTICAL	9507-01200-003S	<4.00			20	95.00				
STANDARD	CALIB CHK	CHECK STD	19								
PARAMETER: Hexachlorobutadiene DETECTION LIMIT: 0.11 UNITS: ug/l				DATE/TIME ANALYZED: 7/10/95 10:00 METHOD REFERENCE: SW-846 5030/8260				QC BATCH NUMBER: 952907 TECHNICIAN: PSF			
BLANK	CALIB CHK	BATCH BLANK	<1.06								
DUP2	DUPLICATE	9507-01200-003Q			3.00						
DUPLICATE	ANALYTICAL	9507-01200-001D	<10.6	<10.6	166.00			246	200.00	123.00	
SPIKE	ANALYTICAL	9507-01200-003S	<10.6			20	123.00				
STANDARD	CALIB CHK	CHECK STD	24.6								
PARAMETER: Naphthalene DETECTION LIMIT: 0.07 UNITS: ug/l				DATE/TIME ANALYZED: 7/10/95 10:00 METHOD REFERENCE: SW-846 5030/8260				QC BATCH NUMBER: 952907 TECHNICIAN: PSF			
BLANK	CALIB CHK	BATCH BLANK	<0.68								
DUP2	DUPLICATE	9507-01200-003Q			3.00						
DUPLICATE	ANALYTICAL	9507-01200-001D	<6.80	<6.80	84.00			206	200.00	101.00	
SPIKE	ANALYTICAL	9507-01200-003S	<6.80			20	95.00				
STANDARD	CALIB CHK	CHECK STD	19								
PARAMETER: o-Xylene DETECTION LIMIT: 0.04 UNITS: ug/l				DATE/TIME ANALYZED: 7/10/95 10:00 METHOD REFERENCE: SW-846 5030/8260				QC BATCH NUMBER: 952907 TECHNICIAN: PSF			
BLANK	CALIB CHK	BATCH BLANK	<0.40								
DUP2	DUPLICATE	9507-01200-003Q			0.00						
DUPLICATE	ANALYTICAL	9507-01200-001D	5.84	6.14	5.00			294	250.00	114.00	
SPIKE	ANALYTICAL	9507-01200-003S	8.61			25	112.00				
STANDARD	CALIB CHK	CHECK STD	28								
PARAMETER: 1,2-Dichlorobenzene DETECTION LIMIT: 0.02 UNITS: ug/l				DATE/TIME ANALYZED: 7/10/95 10:00 METHOD REFERENCE: SW-846 5030/8260				QC BATCH NUMBER: 952907 TECHNICIAN: PSF			
BLANK	CALIB CHK	BATCH BLANK	<0.17								
DUP2	DUPLICATE	9507-01200-003Q			0.00						
DUPLICATE	ANALYTICAL	9507-01200-001D	<1.70	<1.70	114.00			203	200.00	101.00	
SPIKE	ANALYTICAL	9507-01200-003S	<1.70			20	100.00				
STANDARD	CALIB CHK	CHECK STD	20								

STANDARD LABORATORIES, INC. 2315 Glenview Drive Evansville, IN 47720 PH (812) 424-2909 FAX (812) 424-0667

NC = Not Calculable Due To Lower Than The Detection Limit

Quality Control Acceptance Criteria:

- Blanks..... Analyzed Value <= Detection Limit
- Reference Standards 100 +/- 10 Percent Recovery
- Duplicates..... 20 Percent Relative Difference, Unless Values Are Below Detection Limits
- Spikes..... 100 +/- 25 Percent Recovery

Note: Data Reported In QA Report May Be Lower Than Value On Sample Data Page Due To Dilution Of Sample Into Analytical Range

QUALITY ASSURANCE REPORT

Report Dated: 7/13/95

Page 11

JOB NUMBER: 9507-01200

CUSTOMER: Standard Laboratories, Inc. 55 ATTN: Scott Robbins

ANALYSIS				DUPLICATES		REFERENCE STANDARDS		MATRIX SPIKES		
ANALYSIS TYPE	ANALYSIS SUB-TYPE	ANALYSIS I.D.	ANALYZED VALUE (A)	DUPLICATE VALUE (B)	RPD	TRUE VALUE	PERCENT RECOVERY	ORIGINAL VALUE	SPIKE ADDED	PERCENT RECOVERY
PARAMETER: 1,2-Dibromo-3-chloropropane DETECTION LIMIT: 0.26 UNITS: ug/l				DATE/TIME ANALYZED: 7/10/95 10:00 METHOD REFERENCE: SW-846 5030/8260		QC BATCH NUMBER: 952907 TECHNICIAN: PSF				
BLANK	CALIB CHK	BATCH BLANK	<2.57							
DUP2	DUPLICATE	9507-01200-003Q			2.00					
DUPLICATE	ANALYTICAL	9507-01200-001D	<25.7	<25.7	61.00			171	200.00	86.00
SPIKE	ANALYTICAL	9507-01200-003S	<25.7							
STANDARD	CALIB CHK	CHECK STD	18.1			20	91.00			
PARAMETER: 1,2,3-Trichloropropane DETECTION LIMIT: 0.19 UNITS: ug/l				DATE/TIME ANALYZED: 7/10/95 10:00 METHOD REFERENCE: SW-846 5030/8260		QC BATCH NUMBER: 952907 TECHNICIAN: PSF				
BLANK	CALIB CHK	BATCH BLANK	<1.88							
DUP2	DUPLICATE	9507-01200-003Q			0.00					
DUPLICATE	ANALYTICAL	9507-01200-001D	<18.8	<18.8	72.00			168	200.00	83.00
SPIKE	ANALYTICAL	9507-01200-003S	<18.8							
STANDARD	CALIB CHK	CHECK STD	18.4			20	92.00			
PARAMETER: Ethyl Methacrylate DETECTION LIMIT: 0.02 UNITS: ug/l				DATE/TIME ANALYZED: 7/10/95 10:00 METHOD REFERENCE: SW-846 5030/8260		QC BATCH NUMBER: 952907 TECHNICIAN: PSF				
BLANK	CALIB CHK	BATCH BLANK	<0.18							
DUP2	DUPLICATE	9507-01200-003Q			2.00					
DUPLICATE	ANALYTICAL	9507-01200-001D	<1.80	<1.80	0.00					
SPIKE	ANALYTICAL	9507-01200-003S	<1.80					185	200.00	92.00
STANDARD	CALIB CHK	CHECK STD	19			20	95.00			
PARAMETER: m+p-Xylene DETECTION LIMIT: 0.06 UNITS: ug/l				DATE/TIME ANALYZED: 7/10/95 10:00 METHOD REFERENCE: SW-846 5030/8260		QC BATCH NUMBER: 952907 TECHNICIAN: PSF				
BLANK	CALIB CHK	BATCH BLANK	<0.58							
DUP2	DUPLICATE	9507-01200-003Q			1.00					
DUPLICATE	ANALYTICAL	9507-01200-001D	14.1	14.4	2.00			463	370.00	117.00
SPIKE	ANALYTICAL	9507-01200-003S	29.4							
STANDARD	CALIB CHK	CHECK STD	43			37	116.00			
PARAMETER: Bromofluorobenzene DETECTION LIMIT: UNITS:				DATE/TIME ANALYZED: 7/10/95 10:00 METHOD REFERENCE:		QC BATCH NUMBER: 952907 TECHNICIAN: PSF				
DUP2	DUPLICATE	9507-01200-003Q			1.00					
SURROGATE	ANALYTICAL	BATCH BLANK					103.00			
SURROGATE	ANALYTICAL	CHECK STD					104.00			
SURROGATE	ANALYTICAL	9507-01200-001					105.00			
SURROGATE	ANALYTICAL	9507-01200-001D					106.00			
SURROGATE	ANALYTICAL	9507-01200-002					105.00			
SURROGATE	ANALYTICAL	9507-01200-003					105.00			
SURROGATE	ANALYTICAL	9507-01200-003S					105.00			
SURROGATE	ANALYTICAL	9507-01200-003Q					105.00			
PARAMETER: 1,2-Dichloroethane-d4 DETECTION LIMIT: UNITS:				DATE/TIME ANALYZED: 7/10/95 10:00 METHOD REFERENCE:		QC BATCH NUMBER: 952907 TECHNICIAN: PSF				
DUP2	DUPLICATE	9507-01200-003Q			1.00					
SURROGATE	ANALYTICAL	BATCH BLANK					107.00			
SURROGATE	ANALYTICAL	CHECK STD					107.00			

STANDARD LABORATORIES, INC. 2315 Glenview Drive Evansville, IN 47720 PH (812) 424-2909 FAX (812) 424-0667

NC = Not Calculable Due To Lower Than The Detection Limit

Quality Control Acceptance Criteria:

Blanks..... Analyzed Value <= Detection Limit
Reference Standards 100 +/- 10 Percent Recovery
Dulicates..... 20 Percent Relative Difference, Unless Values Are Below Detection Limits
Spikes..... 100 +/- 25 Percent Recovery

Note: Data Reported In QA Report May Be Lower Than Value On Sample Data Page Due To Dilution Of Sample Into Analytical Range

QUALITY ASSURANCE REPORT

Report Dated: 7/13/95

Page 12

JOB NUMBER: 9507-01200

CUSTOMER: Standard Laboratories, Inc. 55 ATTN: Scott Robbins

ANALYSIS			DUPLICATES		REFERENCE STANDARDS		MATRIX SPIKES			
ANALYSIS TYPE	ANALYSIS SUB-TYPE	ANALYSIS I.D.	ANALYZED VALUE (A)	DUPLICATE VALUE (B)	RPD	TRUE VALUE	PERCENT RECOVERY	ORIGINAL VALUE	SPIKE ADDED	PERCENT RECOVERY
PARAMETER: 1,2-Dichloroethane-d4			DATE/TIME ANALYZED: 7/10/95 10:00			QC BATCH NUMBER: 952907				
DETECTION LIMIT:			METHOD REFERENCE:			TECHNICIAN: PSF				
SURROGATE	ANALYTICAL	9507-01200-001					108.00			
SURROGATE	ANALYTICAL	9507-01200-001D					109.00			
SURROGATE	ANALYTICAL	9507-01200-002					111.00			
SURROGATE	ANALYTICAL	9507-01200-003					111.00			
SURROGATE	ANALYTICAL	9507-01200-003S					111.00			
SURROGATE	ANALYTICAL	9507-01200-003Q					111.00			
PARAMETER: Toluene-d8			DATE/TIME ANALYZED: 7/10/95 10:00			QC BATCH NUMBER: 952907				
DETECTION LIMIT:			METHOD REFERENCE:			TECHNICIAN: PSF				
DUP2	DUPLICATE	9507-01200-003Q			0.00					
SURROGATE	ANALYTICAL	BATCH BLANK					96.00			
SURROGATE	ANALYTICAL	CHECK STD					96.00			
SURROGATE	ANALYTICAL	9507-01200-001					96.00			
SURROGATE	ANALYTICAL	9507-01200-001D					96.00			
SURROGATE	ANALYTICAL	9507-01200-002					95.00			
SURROGATE	ANALYTICAL	9507-01200-003					95.00			
SURROGATE	ANALYTICAL	9507-01200-003S					96.00			
SURROGATE	ANALYTICAL	9507-01200-003Q					96.00			
STANDARD LABORATORIES, INC. 2315 Glenview Drive			Evansville, IN 47720			PH (812) 424-2909		FAX (812) 424-0667		

NC - Not Calculable Due To Lower Than The Detection Limit

Quality Control Acceptance Criteria:

Blanks..... Analyzed Value <= Detection Limit
 Reference Standards 100 +/- 10 Percent Recovery
 Duplicates..... 20 Percent Relative Difference, Unless Values Are Below Detection Limits
 Spikes..... 100 +/- 25 Percent Recovery

Note: Data Reported In QA Report May Be Lower Than Value On Sample Data Page Due To Dilution Of Sample Into Analytical Range



STANDARD LABORATORIES, INC.

2315 Glenview Drive, Evansville, Indiana 47720 (812) 424-2909

RECEIVED

JUL 20 1995

IIT Research Institute
By _____


A N A L Y T I C A L R E P O R T

JOB NUMBER: 9507-01209
REPORT DATED: 7/13/95

FOR
Standard Laboratories, Inc. 55
Route 3 Box 540
Jacksboro, TN 37757

ATTN: Scott Robbins

RESPECTFULLY SUBMITTED,


JUDITH SNIDER, LAB MANAGER

IIT Research Institute
B-116

LABORATORY TESTS RESULTS

Report Dated: 7/13/95

Page 2

JOB NUMBER: 9507-01209

CUSTOMER: Standard Laboratories, Inc. 55 ATTN: Scott Robbins

LABORATORY I.D.: 9507-01209 -1
 DATE SAMPLED.....: 7/04/95
 TIME SAMPLED.....: 7:55
 DATE RECEIVED.....: 7/07/95
 TIME RECEIVED.....: 10:00

SAMPLE I.D.: Main line sample S107040755 57551

TEST DESCRIPTION	FINAL RESULT	DETECTION LIMIT	UNIT OF MEASURE	TEST METHOD	DATE	TECHNICIAN
Volatile Organic Compounds				SW-846 5030/8260	7/07/95	PSF
Acetone	322	116	ug/l	SW-846 5030/8260	7/07/95	PSF
Acetonitrile	<3.50	3.50	ug/l	SW-846 5030/8260	7/07/95	PSF
Acrolein	<36.5	36.5	ug/l	SW-846 5030/8260	7/07/95	PSF
Acrylonitrile	<10.8	10.8	ug/l	SW-846 5030/8260	7/07/95	PSF
Allyl chloride	<9.40	9.40	ug/l	SW-846 5030/8260	7/07/95	PSF
Benzene	7.88	1.60	ug/l	SW-846 5030/8260	7/07/95	PSF
Bromochloromethane	<5.90	5.90	ug/l	SW-846 5030/8260	7/07/95	PSF
Bromodichloromethane	<2.80	2.80	ug/l	SW-846 5030/8260	7/07/95	PSF
Bromoform (Tribromomethane)	<2.60	2.60	ug/l	SW-846 5030/8260	7/07/95	PSF
Bromomethane	<24.9	24.9	ug/l	SW-846 5030/8260	7/07/95	PSF
2-Butanone (MEK)	39.2	32.3	ug/l	SW-846 5030/8260	7/07/95	PSF
Carbon disulfide	<1.60	1.60	ug/l	SW-846 5030/8260	7/07/95	PSF
Carbon tetrachloride	<5.00	5.00	ug/l	SW-846 5030/8260	7/07/95	PSF
Chlorobenzene	<1.30	1.30	ug/l	SW-846 5030/8260	7/07/95	PSF
2-Chloro-1,3-Butadiene	<3.00	3.00	ug/l	SW-846 5030/8260	7/07/95	PSF
Chlorodibromomethane	<1.80	1.80	ug/l	SW-846 5030/8260	7/07/95	PSF
Chloroethane	<68.0	68.0	ug/l	SW-846 5030/8260	7/07/95	PSF
2-Chloroethylvinyl ether	<5.30	5.30	ug/l	SW-846 5030/8260	7/07/95	PSF
Chloroform	<7.40	7.40	ug/l	SW-846 5030/8260	7/07/95	PSF
Chloromethane	<6.00	6.00	ug/l	SW-846 5030/8260	7/07/95	PSF
1,2-Dibromo-3-chloropropane	<25.7	25.7	ug/l	SW-846 5030/8260	7/07/95	PSF
1,2-Dibromoethane (EDB)	<1.80	1.80	ug/l	SW-846 5030/8260	7/07/95	PSF
Dibromomethane	<2.80	2.80	ug/l	SW-846 5030/8260	7/07/95	PSF
1,2-Dichlorobenzene	<1.70	1.70	ug/l	SW-846 5030/8260	7/07/95	PSF
1,3-Dichlorobenzene	<4.30	4.30	ug/l	SW-846 5030/8260	7/07/95	PSF
1,4-Dichlorobenzene	<3.40	3.40	ug/l	SW-846 5030/8260	7/07/95	PSF
cis-1,4-Dichloro-2-butene	<8.00	8.00	ug/l	SW-846 5030/8260	7/07/95	PSF
trans-1,4-Dichloro-2-butene	<6.60	6.60	ug/l	SW-846 5030/8260	7/07/95	PSF
Dichlorodifluoromethane	<7.00	7.00	ug/l	SW-846 5030/8260	7/07/95	PSF
1,1-Dichloroethane	45.5	1.60	ug/l	SW-846 5030/8260	7/07/95	PSF
1,2-Dichloroethane	<3.80	3.80	ug/l	SW-846 5030/8260	7/07/95	PSF
1,1-Dichloroethene	69.6	4.30	ug/l	SW-846 5030/8260	7/07/95	PSF
trans-1,2-Dichloroethene	<3.90	3.90	ug/l	SW-846 5030/8260	7/07/95	PSF

STANDARD LABORATORIES, INC. 2315 Glenview Drive Evansville, IN 47720 PH (812) 424-2909 FAX (812) 424-0667

LABORATORY TESTS RESULTS

Report Dated: 7/13/95

Page 3

JOB NUMBER: 9507-01209

CUSTOMER: Standard Laboratories, Inc. 55 ATIN: Scott Robbins

LABORATORY I.D.: 9507-01209 -1
 DATE SAMPLED: 7/04/95
 TIME SAMPLED: 7:55
 DATE RECEIVED: 7/07/95
 TIME RECEIVED: 10:00

SAMPLE I.D.: Main line sample S107040755 57551

TEST DESCRIPTION	FINAL RESULT	DETECTION LIMIT	UNIT OF MEASURE	TEST METHOD	DATE	TECHNICIAN
1,2-Dichloropropane	<3.50	3.50	ug/l	SW-846 5030/8260	7/07/95	PSF
cis-1,3-Dichloropropene	<3.90	3.90	ug/l	SW-846 5030/8260	7/07/95	PSF
trans-1,3-Dichloropropene	<4.30	4.30	ug/l	SW-846 5030/8260	7/07/95	PSF
Ethylbenzene	12.5	3.60	ug/l	SW-846 5030/8260	7/07/95	PSF
Ethyl Methacrylate	<1.80	1.80	ug/l	SW-846 5030/8260	7/07/95	PSF
Hexachlorobutadiene	<10.6	10.6	ug/l	SW-846 5030/8260	7/07/95	PSF
Hexachloroethane	<2.40	2.40	ug/l	SW-846 5030/8260	7/07/95	PSF
2-Hexanone	<10.9	10.9	ug/l	SW-846 5030/8260	7/07/95	PSF
Iodomethane	<4.30	4.30	ug/l	SW-846 5030/8260	7/07/95	PSF
Isobutyl alcohol	3.16	1.00	ug/l	SW-846 5030/8260	7/07/95	PSF
Methylene chloride	104	98.4	ug/l	SW-846 5030/8260	7/07/95	PSF
Methyl methacrylate	<4.00	4.00	ug/l	SW-846 5030/8260	7/07/95	PSF
4-Methyl-2-pentanone	<10.0	10.0	ug/l	SW-846 5030/8260	7/07/95	PSF
Naphthalene	<6.80	6.80	ug/l	SW-846 5030/8260	7/07/95	PSF
Pentachloroethane	<1.50	1.50	ug/l	SW-846 5030/8260	7/07/95	PSF
Propionitrile	<6.80	6.80	ug/l	SW-846 5030/8260	7/07/95	PSF
Styrene	<1.30	1.30	ug/l	SW-846 5030/8260	7/07/95	PSF
1,1,1,2-Tetrachloroethane	<3.80	3.80	ug/l	SW-846 5030/8260	7/07/95	PSF
1,1,2,2-Tetrachloroethane	<2.80	2.80	ug/l	SW-846 5030/8260	7/07/95	PSF
Tetrachloroethene	26.3	5.20	ug/l	SW-846 5030/8260	7/07/95	PSF
Toluene	87.8	3.10	ug/l	SW-846 5030/8260	7/07/95	PSF
1,2,4-Trichlorobenzene	<7.90	7.90	ug/l	SW-846 5030/8260	7/07/95	PSF
1,1,1-Trichloroethane	227	3.60	ug/l	SW-846 5030/8260	7/07/95	PSF
1,1,2-Trichloroethane	4.44	2.20	ug/l	SW-846 5030/8260	7/07/95	PSF
Trichloroethene	86.3	3.80	ug/l	SW-846 5030/8260	7/07/95	PSF
Trichlorofluoromethane	<2.60	2.60	ug/l	SW-846 5030/8260	7/07/95	PSF
1,2,3-Trichloropropane	<18.8	18.8	ug/l	SW-846 5030/8260	7/07/95	PSF
Vinyl acetate	<1.50	1.50	ug/l	SW-846 5030/8260	7/07/95	PSF
Vinyl Chloride	<5.10	5.10	ug/l	SW-846 5030/8260	7/07/95	PSF
o-Xylene	10.2	4.00	ug/l	SW-846 5030/8260	7/07/95	PSF
m+p-Xylene	36.2	5.80	ug/l	SW-846 5030/8260	7/07/95	PSF

STANDARD LABORATORIES, INC. 2315 Glenview Drive Evansville, IN 47720 PH (812) 424-2909 FAX (812) 424-0667

LABORATORY TESTS RESULTS

Report Dated: 7/13/95

Page 4

JOB NUMBER: 9507-01209

CUSTOMER: Standard Laboratories, Inc. 55 ATTN: Scott Robbins

LABORATORY I.D.: 9507-01209 -2
 DATE SAMPLED: 7/05/95
 TIME SAMPLED: 8:02
 DATE RECEIVED: 7/07/95
 TIME RECEIVED: 10:00

SAMPLE I.D.: Main line sample S107050802 57552

TEST DESCRIPTION	FINAL RESULT	DETECTION LIMIT	UNIT OF MEASURE	TEST METHOD	DATE	TECHNICIAN
Volatile Organic Compounds				SW-846 5030/8260	7/07/95	PSF
Acetone	257	116	ug/l	SW-846 5030/8260	7/07/95	PSF
Acetonitrile	<3.50	3.50	ug/l	SW-846 5030/8260	7/07/95	PSF
Acrolein	<36.5	36.5	ug/l	SW-846 5030/8260	7/07/95	PSF
Acrylonitrile	<10.8	10.8	ug/l	SW-846 5030/8260	7/07/95	PSF
Allyl chloride	<9.40	9.40	ug/l	SW-846 5030/8260	7/07/95	PSF
Benzene	5.83	1.60	ug/l	SW-846 5030/8260	7/07/95	PSF
Bromochloromethane	<5.90	5.90	ug/l	SW-846 5030/8260	7/07/95	PSF
Bromodichloromethane	<2.80	2.80	ug/l	SW-846 5030/8260	7/07/95	PSF
Bromoform (Tribromomethane)	<2.60	2.60	ug/l	SW-846 5030/8260	7/07/95	PSF
Bromomethane	<24.9	24.9	ug/l	SW-846 5030/8260	7/07/95	PSF
2-Butanone (MEK)	36.6	32.3	ug/l	SW-846 5030/8260	7/07/95	PSF
Carbon disulfide	<1.60	1.60	ug/l	SW-846 5030/8260	7/07/95	PSF
Carbon tetrachloride	<5.00	5.00	ug/l	SW-846 5030/8260	7/07/95	PSF
Chlorobenzene	<1.30	1.30	ug/l	SW-846 5030/8260	7/07/95	PSF
2-Chloro-1,3-Butadiene	<3.00	3.00	ug/l	SW-846 5030/8260	7/07/95	PSF
Chlorodibromomethane	<1.80	1.80	ug/l	SW-846 5030/8260	7/07/95	PSF
Chloroethane	<68.0	68.0	ug/l	SW-846 5030/8260	7/07/95	PSF
2-Chloroethylvinyl ether	<5.30	5.30	ug/l	SW-846 5030/8260	7/07/95	PSF
Chloroform	<7.40	7.40	ug/l	SW-846 5030/8260	7/07/95	PSF
Chloromethane	<6.00	6.00	ug/l	SW-846 5030/8260	7/07/95	PSF
1,2-Dibromo-3-chloropropane	<25.7	25.7	ug/l	SW-846 5030/8260	7/07/95	PSF
1,2-Dibromoethane (EDB)	<1.80	1.80	ug/l	SW-846 5030/8260	7/07/95	PSF
Dibromomethane	<2.80	2.80	ug/l	SW-846 5030/8260	7/07/95	PSF
1,2-Dichlorobenzene	<1.70	1.70	ug/l	SW-846 5030/8260	7/07/95	PSF
1,3-Dichlorobenzene	<4.30	4.30	ug/l	SW-846 5030/8260	7/07/95	PSF
1,4-Dichlorobenzene	<3.40	3.40	ug/l	SW-846 5030/8260	7/07/95	PSF
cis-1,4-Dichloro-2-butene	<8.00	8.00	ug/l	SW-846 5030/8260	7/07/95	PSF
trans-1,4-Dichloro-2-butene	6.92	6.60	ug/l	SW-846 5030/8260	7/07/95	PSF
Dichlorodifluoromethane	<7.00	7.00	ug/l	SW-846 5030/8260	7/07/95	PSF
1,1-Dichloroethane	32.8	1.60	ug/l	SW-846 5030/8260	7/07/95	PSF
1,2-Dichloroethane	<3.80	3.80	ug/l	SW-846 5030/8260	7/07/95	PSF
1,1-Dichloroethene	49.1	4.30	ug/l	SW-846 5030/8260	7/07/95	PSF
trans-1,2-Dichloroethene	<3.90	3.90	ug/l	SW-846 5030/8260	7/07/95	PSF

STANDARD LABORATORIES, INC. 2315 Glenview Drive Evansville, IN 47720 PH (812) 424-2909 FAX (812) 424-0667

LABORATORY TESTS RESULTS

Report Dated: 7/13/95

Page 5

JOB NUMBER: 9507-01209

CUSTOMER: Standard Laboratories, Inc. 55 ATTN: Scott Robbins

LABORATORY I.D.: 9507-01209 -2
 DATE SAMPLED: 7/05/95
 TIME SAMPLED: 8:02
 DATE RECEIVED: 7/07/95
 TIME RECEIVED: 10:00

SAMPLE I.D.: Main line sample S107050802 57552

TEST DESCRIPTION	FINAL RESULT	DETECTION LIMIT	UNIT OF MEASURE	TEST METHOD	DATE	TECHNICIAN
1,2-Dichloropropane	<3.50	3.50	ug/l	SW-846 5030/8260	7/07/95	PSF
cis-1,3-Dichloropropene	<3.90	3.90	ug/l	SW-846 5030/8260	7/07/95	PSF
trans-1,3-Dichloropropene	<4.30	4.30	ug/l	SW-846 5030/8260	7/07/95	PSF
Ethylbenzene	13.5	3.60	ug/l	SW-846 5030/8260	7/07/95	PSF
Ethyl Methacrylate	<1.80	1.80	ug/l	SW-846 5030/8260	7/07/95	PSF
Hexachlorobutadiene	<10.6	10.6	ug/l	SW-846 5030/8260	7/07/95	PSF
Hexachloroethane	<2.40	2.40	ug/l	SW-846 5030/8260	7/07/95	PSF
2-Hexanone	<10.9	10.9	ug/l	SW-846 5030/8260	7/07/95	PSF
Iodomethane	<4.30	4.30	ug/l	SW-846 5030/8260	7/07/95	PSF
Isobutyl alcohol	4.69	1.00	ug/l	SW-846 5030/8260	7/07/95	PSF
Methylene chloride	107	98.4	ug/l	SW-846 5030/8260	7/07/95	PSF
Methyl methacrylate	<4.00	4.00	ug/l	SW-846 5030/8260	7/07/95	PSF
4-Methyl-2-pentanone	<10.0	10.0	ug/l	SW-846 5030/8260	7/07/95	PSF
Naphthalene	<6.80	6.80	ug/l	SW-846 5030/8260	7/07/95	PSF
Pentachloroethane	<1.50	1.50	ug/l	SW-846 5030/8260	7/07/95	PSF
Propionitrile	<6.80	6.80	ug/l	SW-846 5030/8260	7/07/95	PSF
Styrene	<1.30	1.30	ug/l	SW-846 5030/8260	7/07/95	PSF
1,1,1,2-Tetrachloroethane	<3.80	3.80	ug/l	SW-846 5030/8260	7/07/95	PSF
1,1,2,2-Tetrachloroethane	<2.80	2.80	ug/l	SW-846 5030/8260	7/07/95	PSF
Tetrachloroethene	25.8	5.20	ug/l	SW-846 5030/8260	7/07/95	PSF
Toluene	88.2	3.10	ug/l	SW-846 5030/8260	7/07/95	PSF
1,2,4-Trichlorobenzene	<7.90	7.90	ug/l	SW-846 5030/8260	7/07/95	PSF
1,1,1-Trichloroethane	157	3.60	ug/l	SW-846 5030/8260	7/07/95	PSF
1,1,2-Trichloroethane	5.21	2.20	ug/l	SW-846 5030/8260	7/07/95	PSF
Trichloroethene	95.4	3.80	ug/l	SW-846 5030/8260	7/07/95	PSF
Trichlorofluoromethane	<2.60	2.60	ug/l	SW-846 5030/8260	7/07/95	PSF
1,2,3-Trichloropropane	<18.8	18.8	ug/l	SW-846 5030/8260	7/07/95	PSF
Vinyl acetate	<1.50	1.50	ug/l	SW-846 5030/8260	7/07/95	PSF
Vinyl Chloride	<5.10	5.10	ug/l	SW-846 5030/8260	7/07/95	PSF
o-Xylene	11.6	4.00	ug/l	SW-846 5030/8260	7/07/95	PSF
m+p-Xylene	41.9	5.80	ug/l	SW-846 5030/8260	7/07/95	PSF

STANDARD LABORATORIES, INC. 2315 Glenview Drive Evansville, IN 47720 PH (812) 424-2909 FAX (812) 424-0667

LABORATORY TESTS RESULTS

Report Dated: 7/13/95

Page 6

JOB NUMBER: 9507-01209

CUSTOMER: Standard Laboratories, Inc. 55 ATTN: Scott Robbins

LABORATORY I.D.: 9507-01209 -3
 DATE SAMPLED: 7/06/95
 TIME SAMPLED: 8:07
 DATE RECEIVED: 7/07/95
 TIME RECEIVED: 10:00

SAMPLE I.D.: Main line sample S107060807 57553

TEST DESCRIPTION	FINAL RESULT	DETECTION LIMIT	UNIT OF MEASURE	TEST METHOD	DATE	TECHNICIAN
Volatile Organic Compounds				SW-846 5030/8260	7/07/95	PSF
Acetone	219	116	ug/l	SW-846 5030/8260	7/07/95	PSF
Acetonitrile	<3.50	3.50	ug/l	SW-846 5030/8260	7/07/95	PSF
Acrolein	<36.5	36.5	ug/l	SW-846 5030/8260	7/07/95	PSF
Acrylonitrile	<10.8	10.8	ug/l	SW-846 5030/8260	7/07/95	PSF
Allyl chloride	<9.40	9.40	ug/l	SW-846 5030/8260	7/07/95	PSF
Benzene	5.67	1.60	ug/l	SW-846 5030/8260	7/07/95	PSF
Bromochloromethane	<5.90	5.90	ug/l	SW-846 5030/8260	7/07/95	PSF
Bromodichloromethane	<2.80	2.80	ug/l	SW-846 5030/8260	7/07/95	PSF
Bromoform (Tribromomethane)	<2.60	2.60	ug/l	SW-846 5030/8260	7/07/95	PSF
Bromomethane	<24.9	24.9	ug/l	SW-846 5030/8260	7/07/95	PSF
2-Butanone (MEK)	<32.3	32.3	ug/l	SW-846 5030/8260	7/07/95	PSF
Carbon disulfide	<1.60	1.60	ug/l	SW-846 5030/8260	7/07/95	PSF
Carbon tetrachloride	<5.00	5.00	ug/l	SW-846 5030/8260	7/07/95	PSF
Chlorobenzene	<1.30	1.30	ug/l	SW-846 5030/8260	7/07/95	PSF
2-Chloro-1,3-Butadiene	<3.00	3.00	ug/l	SW-846 5030/8260	7/07/95	PSF
Chlorodibromomethane	<1.80	1.80	ug/l	SW-846 5030/8260	7/07/95	PSF
Chloroethane	<68.0	68.0	ug/l	SW-846 5030/8260	7/07/95	PSF
2-Chloroethylvinyl ether	<5.30	5.30	ug/l	SW-846 5030/8260	7/07/95	PSF
Chloroform	<7.40	7.40	ug/l	SW-846 5030/8260	7/07/95	PSF
Chloromethane	<6.00	6.00	ug/l	SW-846 5030/8260	7/07/95	PSF
1,2-Dibromo-3-chloropropane	<25.7	25.7	ug/l	SW-846 5030/8260	7/07/95	PSF
1,2-Dibromoethane (EDB)	<1.80	1.80	ug/l	SW-846 5030/8260	7/07/95	PSF
Dibromomethane	<2.80	2.80	ug/l	SW-846 5030/8260	7/07/95	PSF
1,2-Dichlorobenzene	<1.70	1.70	ug/l	SW-846 5030/8260	7/07/95	PSF
1,3-Dichlorobenzene	<4.30	4.30	ug/l	SW-846 5030/8260	7/07/95	PSF
1,4-Dichlorobenzene	<3.40	3.40	ug/l	SW-846 5030/8260	7/07/95	PSF
cis-1,4-Dichloro-2-butene	<8.00	8.00	ug/l	SW-846 5030/8260	7/07/95	PSF
trans-1,4-Dichloro-2-butene	7.23	6.60	ug/l	SW-846 5030/8260	7/07/95	PSF
Dichlorodifluoromethane	<7.00	7.00	ug/l	SW-846 5030/8260	7/07/95	PSF
1,1-Dichloroethane	33.1	1.60	ug/l	SW-846 5030/8260	7/07/95	PSF
1,2-Dichloroethane	<3.80	3.80	ug/l	SW-846 5030/8260	7/07/95	PSF
1,1-Dichloroethene	36.5	4.30	ug/l	SW-846 5030/8260	7/07/95	PSF
trans-1,2-Dichloroethane	<3.90	3.90	ug/l	SW-846 5030/8260	7/07/95	PSF

STANDARD LABORATORIES, INC. 2315 Glenview Drive Evansville, IN 47720 PH (812) 424-2909 FAX (812) 424-0667

LABORATORY TESTS RESULTS

Report Dated: 7/13/95

Page 7

JOB NUMBER: 9507-01209

CUSTOMER: Standard Laboratories, Inc. 55 ATTN: Scott Robbins

LABORATORY I.D.: 9507-01209 -3
 DATE SAMPLED: 7/06/95
 TIME SAMPLED: 8:07
 DATE RECEIVED: 7/07/95
 TIME RECEIVED: 10:00

SAMPLE I.D.: Main line sample S107060807 57553

TEST DESCRIPTION	FINAL RESULT	DETECTION LIMIT	UNIT OF MEASURE	TEST METHOD	DATE	TECHNICIAN
1,2-Dichloropropane	<3.50	3.50	ug/l	SW-846 5030/8260	7/07/95	PSF
cis-1,3-Dichloropropene	<3.90	3.90	ug/l	SW-846 5030/8260	7/07/95	PSF
trans-1,3-Dichloropropene	<4.30	4.30	ug/l	SW-846 5030/8260	7/07/95	PSF
Ethylbenzene	9.43	3.60	ug/l	SW-846 5030/8260	7/07/95	PSF
Ethyl Methacrylate	<1.80	1.80	ug/l	SW-846 5030/8260	7/07/95	PSF
Hexachlorobutadiene	<10.6	10.6	ug/l	SW-846 5030/8260	7/07/95	PSF
Hexachloroethane	<2.40	2.40	ug/l	SW-846 5030/8260	7/07/95	PSF
2-Hexanone	<10.9	10.9	ug/l	SW-846 5030/8260	7/07/95	PSF
Iodomethane	<4.30	4.30	ug/l	SW-846 5030/8260	7/07/95	PSF
Isobutyl alcohol	4.69	1.00	ug/l	SW-846 5030/8260	7/07/95	PSF
Methylene chloride	<98.4	98.4	ug/l	SW-846 5030/8260	7/07/95	PSF
Methyl methacrylate	<4.00	4.00	ug/l	SW-846 5030/8260	7/07/95	PSF
4-Methyl-2-pentanone	<10.0	10.0	ug/l	SW-846 5030/8260	7/07/95	PSF
Naphthalene	<6.80	6.80	ug/l	SW-846 5030/8260	7/07/95	PSF
Pentachloroethane	<1.50	1.50	ug/l	SW-846 5030/8260	7/07/95	PSF
Propionitrile	<6.80	6.80	ug/l	SW-846 5030/8260	7/07/95	PSF
Styrene	<1.30	1.30	ug/l	SW-846 5030/8260	7/07/95	PSF
1,1,1,2-Tetrachloroethane	<3.80	3.80	ug/l	SW-846 5030/8260	7/07/95	PSF
1,1,2,2-Tetrachloroethane	2.92	2.80	ug/l	SW-846 5030/8260	7/07/95	PSF
Tetrachloroethene	19.5	5.20	ug/l	SW-846 5030/8260	7/07/95	PSF
Toluene	60.4	3.10	ug/l	SW-846 5030/8260	7/07/95	PSF
1,2,4-Trichlorobenzene	<7.90	7.90	ug/l	SW-846 5030/8260	7/07/95	PSF
1,1,1-Trichloroethane	136	3.60	ug/l	SW-846 5030/8260	7/07/95	PSF
1,1,2-Trichloroethane	3.36	2.20	ug/l	SW-846 5030/8260	7/07/95	PSF
Trichloroethene	78.2	3.80	ug/l	SW-846 5030/8260	7/07/95	PSF
Trichlorofluoromethane	<2.60	2.60	ug/l	SW-846 5030/8260	7/07/95	PSF
1,2,3-Trichloropropane	<18.8	18.8	ug/l	SW-846 5030/8260	7/07/95	PSF
Vinyl acetate	<1.50	1.50	ug/l	SW-846 5030/8260	7/07/95	PSF
Vinyl Chloride	<5.10	5.10	ug/l	SW-846 5030/8260	7/07/95	PSF
o-Xylene	8.46	4.00	ug/l	SW-846 5030/8260	7/07/95	PSF
m+p-Xylene	29.6	5.80	ug/l	SW-846 5030/8260	7/07/95	PSF

STANDARD LABORATORIES, INC. 2315 Glenview Drive Evansville, IN 47720 PH (812) 424-2909 FAX (812) 424-0667

LABORATORY TESTS RESULTS

Report Dated: 7/13/95

Page 8

JOB NUMBER: 9507-01209

CUSTOMER: Standard Laboratories, Inc. 55 ATTN: Scott Robbins

LABORATORY I.D.: 9507-01209 -4
 DATE SAMPLED: 7/06/95
 TIME SAMPLED: 10:32
 DATE RECEIVED: 7/07/95
 TIME RECEIVED: 10:00

SAMPLE I.D.: Main line sample S307061032 57554

TEST DESCRIPTION	FINAL RESULT	DETECTION LIMIT	UNIT OF MEASURE	TEST METHOD	DATE	TECHNICIAN
Volatile Organic Compounds						
Acetone	<116	116	ug/l	SW-846 5030/8260	7/07/95	PSF
Acetonitrile	<3.50	3.50	ug/l	SW-846 5030/8260	7/07/95	PSF
Acrolein	<36.5	36.5	ug/l	SW-846 5030/8260	7/07/95	PSF
Acrylonitrile	<10.8	10.8	ug/l	SW-846 5030/8260	7/07/95	PSF
Allyl chloride	<9.40	9.40	ug/l	SW-846 5030/8260	7/07/95	PSF
Benzene	<1.60	1.60	ug/l	SW-846 5030/8260	7/07/95	PSF
Bromochloromethane	<5.90	5.90	ug/l	SW-846 5030/8260	7/07/95	PSF
Bromodichloromethane	<2.80	2.80	ug/l	SW-846 5030/8260	7/07/95	PSF
Bromoform (Tribromomethane)	<2.60	2.60	ug/l	SW-846 5030/8260	7/07/95	PSF
Bromomethane	<24.9	24.9	ug/l	SW-846 5030/8260	7/07/95	PSF
2-Butanone (MEK)	<32.3	32.3	ug/l	SW-846 5030/8260	7/07/95	PSF
Carbon disulfide	<1.60	1.60	ug/l	SW-846 5030/8260	7/07/95	PSF
Carbon tetrachloride	<5.00	5.00	ug/l	SW-846 5030/8260	7/07/95	PSF
Chlorobenzene	<1.30	1.30	ug/l	SW-846 5030/8260	7/07/95	PSF
2-Chloro-1,3-Butadiene	<3.00	3.00	ug/l	SW-846 5030/8260	7/07/95	PSF
Chlorodibromomethane	<1.80	1.80	ug/l	SW-846 5030/8260	7/07/95	PSF
Chloroethane	<68.0	68.0	ug/l	SW-846 5030/8260	7/07/95	PSF
2-Chloroethylvinyl ether	<5.30	5.30	ug/l	SW-846 5030/8260	7/07/95	PSF
Chloroform	<7.40	7.40	ug/l	SW-846 5030/8260	7/07/95	PSF
Chloromethane	<6.00	6.00	ug/l	SW-846 5030/8260	7/07/95	PSF
1,2-Dibromo-3-chloropropane	<25.7	25.7	ug/l	SW-846 5030/8260	7/07/95	PSF
1,2-Dibromoethane (EDB)	<1.80	1.80	ug/l	SW-846 5030/8260	7/07/95	PSF
Dibromomethane	<2.80	2.80	ug/l	SW-846 5030/8260	7/07/95	PSF
1,2-Dichlorobenzene	<1.70	1.70	ug/l	SW-846 5030/8260	7/07/95	PSF
1,3-Dichlorobenzene	<4.30	4.30	ug/l	SW-846 5030/8260	7/07/95	PSF
1,4-Dichlorobenzene	<3.40	3.40	ug/l	SW-846 5030/8260	7/07/95	PSF
cis-1,4-Dichloro-2-butene	<8.00	8.00	ug/l	SW-846 5030/8260	7/07/95	PSF
trans-1,4-Dichloro-2-butene	<6.60	6.60	ug/l	SW-846 5030/8260	7/07/95	PSF
Dichlorodifluoromethane	<7.00	7.00	ug/l	SW-846 5030/8260	7/07/95	PSF
1,1-Dichloroethane	<1.60	1.60	ug/l	SW-846 5030/8260	7/07/95	PSF
1,2-Dichloroethane	<3.80	3.80	ug/l	SW-846 5030/8260	7/07/95	PSF
1,1-Dichloroethane	<4.30	4.30	ug/l	SW-846 5030/8260	7/07/95	PSF
trans-1,2-Dichloroethane	<3.90	3.90	ug/l	SW-846 5030/8260	7/07/95	PSF

STANDARD LABORATORIES, INC. 2315 Glenview Drive Evansville, IN 47720 PH (812) 424-2909 FAX (812) 424-0667

LABORATORY TESTS RESULTS

Report Dated: 7/13/95

Page 9

JOB NUMBER: 9507-01209

CUSTOMER: Standard Laboratories, Inc. 55 ATTN: Scott Robbins

LABORATORY I.D.: 9507-01209 -4
 DATE SAMPLED: 7/06/95
 TIME SAMPLED: 10:32
 DATE RECEIVED: 7/07/95
 TIME RECEIVED: 10:00

SAMPLE I.D.: Main line sample S307061032 57554

TEST DESCRIPTION	FINAL RESULT	DETECTION LIMIT	UNIT OF MEASURE	TEST METHOD	DATE	TECHNICIAN
1,2-Dichloropropane	<3.50	3.50	ug/l	SW-846 5030/8260	7/07/95	PSF
cis-1,3-Dichloropropene	<3.90	3.90	ug/l	SW-846 5030/8260	7/07/95	PSF
trans-1,3-Dichloropropene	<4.30	4.30	ug/l	SW-846 5030/8260	7/07/95	PSF
Ethylbenzene	<3.60	3.60	ug/l	SW-846 5030/8260	7/07/95	PSF
Ethyl Methacrylate	<1.80	1.80	ug/l	SW-846 5030/8260	7/07/95	PSF
Hexachlorobutadiene	<10.6	10.6	ug/l	SW-846 5030/8260	7/07/95	PSF
Hexachloroethane	<2.40	2.40	ug/l	SW-846 5030/8260	7/07/95	PSF
2-Hexanone	<10.9	10.9	ug/l	SW-846 5030/8260	7/07/95	PSF
Iodomethane	<4.30	4.30	ug/l	SW-846 5030/8260	7/07/95	PSF
Isobutyl alcohol	3.80	1.00	ug/l	SW-846 5030/8260	7/07/95	PSF
Methylene chloride	<98.4	98.4	ug/l	SW-846 5030/8260	7/07/95	PSF
Methyl methacrylate	<4.00	4.00	ug/l	SW-846 5030/8260	7/07/95	PSF
4-Methyl-2-pentanone	<10.0	10.0	ug/l	SW-846 5030/8260	7/07/95	PSF
Naphthalene	<6.80	6.80	ug/l	SW-846 5030/8260	7/07/95	PSF
Pentachloroethane	<1.50	1.50	ug/l	SW-846 5030/8260	7/07/95	PSF
Propionitrile	<6.80	6.80	ug/l	SW-846 5030/8260	7/07/95	PSF
Styrene	<1.30	1.30	ug/l	SW-846 5030/8260	7/07/95	PSF
1,1,1,2-Tetrachloroethane	<3.80	3.80	ug/l	SW-846 5030/8260	7/07/95	PSF
1,1,2,2-Tetrachloroethane	<2.80	2.80	ug/l	SW-846 5030/8260	7/07/95	PSF
Tetrachloroethane	<5.20	5.20	ug/l	SW-846 5030/8260	7/07/95	PSF
Toluene	<3.10	3.10	ug/l	SW-846 5030/8260	7/07/95	PSF
1,2,4-Trichlorobenzene	<7.90	7.90	ug/l	SW-846 5030/8260	7/07/95	PSF
1,1,1-Trichloroethane	<3.60	3.60	ug/l	SW-846 5030/8260	7/07/95	PSF
1,1,2-Trichloroethane	<2.20	2.20	ug/l	SW-846 5030/8260	7/07/95	PSF
Trichloroethene	<3.80	3.80	ug/l	SW-846 5030/8260	7/07/95	PSF
Trichlorofluoromethane	<2.60	2.60	ug/l	SW-846 5030/8260	7/07/95	PSF
1,2,3-Trichloropropane	<18.8	18.8	ug/l	SW-846 5030/8260	7/07/95	PSF
Vinyl acetate	<1.50	1.50	ug/l	SW-846 5030/8260	7/07/95	PSF
Vinyl Chloride	<5.10	5.10	ug/l	SW-846 5030/8260	7/07/95	PSF
o-Xylene	<4.00	4.00	ug/l	SW-846 5030/8260	7/07/95	PSF
m+p-Xylene	<5.80	5.80	ug/l	SW-846 5030/8260	7/07/95	PSF

STANDARD LABORATORIES, INC. 2315 Glenview Drive Evansville, IN 47720 PH (812) 424-2909 FAX (812) 424-0667

QUALITY ASSURANCE REPORT

Report Dated: 7/13/95

Page 1

JOB NUMBER: 9507-01209

CUSTOMER: Standard Laboratories, Inc. 55 ATTN: Scott Robbins

ANALYSIS				DUPLICATES		REFERENCE STANDARDS		MATRIX SPIKES		
ANALYSIS TYPE	ANALYSIS SUB-TYPE	ANALYSIS T.D.	ANALYZED VALUE (A)	DUPLICATE VALUE (B)	RPD	TRUE VALUE	PERCENT RECOVERY	ORIGINAL VALUE	SPIKE ADDED	PERCENT RECOVERY
PARAMETER: Ethylbenzene DETECTION LIMIT: 0.04 UNITS: ug/l				DATE/TIME ANALYZED: 7/07/95 12:20 METHOD REFERENCE: SW-846 5030/8260		QC BATCH NUMBER: 952888 TECHNICIAN: PSF				
BLANK SPIKE STANDARD	CALIB CHK ANALYTICAL CALIB CHK	BATCH BLANK 9507-01209-004S CHECK STD	<0.36 <3.60 30			26	115.00	294	260.00	113.00
PARAMETER: Styrene DETECTION LIMIT: 0.01 UNITS: ug/l				DATE/TIME ANALYZED: 7/07/95 12:20 METHOD REFERENCE: SW-846 5030/8260		QC BATCH NUMBER: 952888 TECHNICIAN: PSF				
BLANK SPIKE STANDARD	CALIB CHK ANALYTICAL CALIB CHK	BATCH BLANK 9507-01209-004S CHECK STD	<0.13 <1.30 23			20	115.00	227	200.00	113.00
PARAMETER: cis-1,3-Dichloropropene DETECTION LIMIT: 0.04 UNITS: ug/l				DATE/TIME ANALYZED: 7/07/95 12:20 METHOD REFERENCE: SW-846 5030/8260		QC BATCH NUMBER: 952888 TECHNICIAN: PSF				
BLANK SPIKE STANDARD	CALIB CHK ANALYTICAL CALIB CHK	BATCH BLANK 9507-01209-004S CHECK STD	<0.39 <3.90 51			40	128.00	498	400.00	124.00
PARAMETER: trans-1,3-Dichloropropene DETECTION LIMIT: 0.01 UNITS: ug/l				DATE/TIME ANALYZED: 7/07/95 12:20 METHOD REFERENCE: SW-846 5030/8260		QC BATCH NUMBER: 952888 TECHNICIAN: PSF				
BLANK SPIKE STANDARD	CALIB CHK ANALYTICAL CALIB CHK	BATCH BLANK 9507-01209-004S CHECK STD	<0.43 <4.30 46			40	115.00	447	400.00	112.00
PARAMETER: 1,4-Dichlorobenzene DETECTION LIMIT: 0.03 UNITS: ug/l				DATE/TIME ANALYZED: 7/07/95 12:20 METHOD REFERENCE: SW-846 5030/8260		QC BATCH NUMBER: 952888 TECHNICIAN: PSF				
BLANK SPIKE STANDARD	CALIB CHK ANALYTICAL CALIB CHK	BATCH BLANK 9507-01209-004S CHECK STD	<0.34 <3.40 21			20	105.00	210	200.00	104.00
PARAMETER: 1,2-Dibromomethane (EDB) DETECTION LIMIT: 0.02 UNITS: ug/l				DATE/TIME ANALYZED: 7/07/95 12:20 METHOD REFERENCE: SW-846 5030/8260		QC BATCH NUMBER: 952888 TECHNICIAN: PSF				
BLANK SPIKE STANDARD	CALIB CHK ANALYTICAL CALIB CHK	BATCH BLANK 9507-01209-004S CHECK STD	<0.18 <1.80 20			20	100.00	188	200.00	94.00
PARAMETER: Acrolein DETECTION LIMIT: 0.37 UNITS: ug/l				DATE/TIME ANALYZED: 7/07/95 12:20 METHOD REFERENCE: SW-846 5030/8260		QC BATCH NUMBER: 952888 TECHNICIAN: PSF				
BLANK SPIKE STANDARD	CALIB CHK ANALYTICAL CALIB CHK	BATCH BLANK 9507-01209-004S CHECK STD	<3.65 <36.5 7.99			20	40.00	82.3	200.00	40.00
PARAMETER: Allyl chloride DETECTION LIMIT: 0.09 UNITS: ug/l				DATE/TIME ANALYZED: 7/07/95 12:20 METHOD REFERENCE: SW-846 5030/8260		QC BATCH NUMBER: 952888 TECHNICIAN: PSF				
BLANK SPIKE STANDARD	CALIB CHK ANALYTICAL CALIB CHK	BATCH BLANK 9507-01209-004S CHECK STD	<0.94 <9.40 17			20	85.00	159	200.00	80.00

STANDARD LABORATORIES, INC. 2315 Glenview Drive Evansville, IN 47720 PH (812) 424-2909 FAX (812) 424-0667

NC = Not Calculable Due To Lower Than The Detection Limit

Quality Control Acceptance Criteria:

Blanks..... Analyzed Value <= Detection Limit
 Reference Standards 100 +/- 10 Percent Recovery
 Duplicates..... 20 Percent Relative Difference, Unless Values Are Below Detection Limits
 Spikes..... 100 +/- 25 Percent Recovery

Note: Data Reported In QA Report May Be Lower Than Value On Sample Data Page Due To Dilution Of Sample Into Analytical Range

QUALITY ASSURANCE REPORT

Report Dated: 7/13/95

Page 2

JOB NUMBER: 9507-01209

CUSTOMER: Standard Laboratories, Inc. 55 ATTN: Scott Robbins

ANALYSIS				DUPLICATES		REFERENCE STANDARDS		MATRIX SPIKES		
ANALYSIS TYPE	ANALYSIS SUB-TYPE	ANALYSIS I.D.	ANALYZED VALUE (A)	DUPLICATE VALUE (B)	RPD	TRUE VALUE	PERCENT RECOVERY	ORIGINAL VALUE	SPIKE ADDED	PERCENT RECOVERY
PARAMETER:1,2-Dichloroethane DETECTION LIMIT:0.04 UNITS: ug/l				DATE/TIME ANALYZED:7/07/95 12:20 METHOD REFERENCE:SW-846 5030/8260		QC BATCH NUMBER:952888 TECHNICIAN:PSF				
BLANK SPIKE STANDARD	CALIB CHK ANALYTICAL CALIB CHK	BATCH BLANK 9507-01209-004S CHECK STD	<0.38 <3.80 21			20	105.00	213	200.00	106.00
PARAMETER:Propionitrile DETECTION LIMIT:0.07 UNITS: ug/l				DATE/TIME ANALYZED:7/07/95 12:20 METHOD REFERENCE:SW-846 5030/8260		QC BATCH NUMBER:952888 TECHNICIAN:PSF				
BLANK SPIKE STANDARD	CALIB CHK ANALYTICAL CALIB CHK	BATCH BLANK 9507-01209-004S CHECK STD	<0.68 <6.80 15			20	75.00	151	200.00	76.00
PARAMETER:Acrylonitrile DETECTION LIMIT:0.11 UNITS: ug/l				DATE/TIME ANALYZED:7/07/95 12:20 METHOD REFERENCE:SW-846 5030/8260		QC BATCH NUMBER:952888 TECHNICIAN:PSF				
BLANK SPIKE STANDARD	CALIB CHK ANALYTICAL CALIB CHK	BATCH BLANK 9507-01209-004S CHECK STD	<1.08 <10.8 16.5			20	83.00	154	200.00	77.00
PARAMETER:Vinyl acetate DETECTION LIMIT:0.02 UNITS: ug/l				DATE/TIME ANALYZED:7/07/95 12:20 METHOD REFERENCE:SW-846 5030/8260		QC BATCH NUMBER:952888 TECHNICIAN:PSF				
BLANK SPIKE STANDARD	CALIB CHK ANALYTICAL CALIB CHK	BATCH BLANK 9507-01209-004S CHECK STD	<0.15 <1.50 18			20	90.00	161	200.00	80.00
PARAMETER:4-Methyl-2-pentanone DETECTION LIMIT:0.10 UNITS: ug/l				DATE/TIME ANALYZED:7/07/95 12:20 METHOD REFERENCE:SW-846 5030/8260		QC BATCH NUMBER:952888 TECHNICIAN:PSF				
BLANK SPIKE STANDARD	CALIB CHK ANALYTICAL CALIB CHK	BATCH BLANK 9507-01209-004S CHECK STD	<1.00 <10.0 16.4			20	82.00	146	200.00	72.00
PARAMETER:Toluene DETECTION LIMIT:0.03 UNITS: ug/l				DATE/TIME ANALYZED:7/07/95 12:20 METHOD REFERENCE:SW-846 5030/8260		QC BATCH NUMBER:952888 TECHNICIAN:PSF				
BLANK SPIKE STANDARD	CALIB CHK ANALYTICAL CALIB CHK	BATCH BLANK 9507-01209-004S CHECK STD	<0.31 <3.10 23			20	115.00	228	200.00	113.00
PARAMETER:Chlorobenzene DETECTION LIMIT:0.01 UNITS: ug/l				DATE/TIME ANALYZED:7/07/95 12:20 METHOD REFERENCE:SW-846 5030/8260		QC BATCH NUMBER:952888 TECHNICIAN:PSF				
BLANK SPIKE STANDARD	CALIB CHK ANALYTICAL CALIB CHK	BATCH BLANK 9507-01209-004S CHECK STD	<0.13 <1.30 21			20	105.00	214	200.00	107.00
PARAMETER:trans-1,4-Dichloro-2-butene DETECTION LIMIT:0.07 UNITS: ug/l				DATE/TIME ANALYZED:7/07/95 12:20 METHOD REFERENCE:SW-846 5030/8260		QC BATCH NUMBER:952888 TECHNICIAN:PSF				
BLANK SPIKE STANDARD	CALIB CHK ANALYTICAL CALIB CHK	BATCH BLANK 9507-01209-004S CHECK STD	<0.66 <6.60 36			40	90.00	311	400.00	77.00
STANDARD LABORATORIES, INC. 2315 Glenview Drive Evansville, IN 47720 PH (812) 424-2909 FAX (812) 424-0667										

NC = Not Calculable Due To Lower Than The Detection Limit

Quality Control Acceptance Criteria:

Blanks..... Analyzed Value <= Detection Limit
 Reference Standards 100 +/- 10 Percent Recovery
 Duplicates..... 20 Percent Relative Difference, Unless Values Are Below Detection Limits
 Spikes..... 100 +/- 25 Percent Recovery

Note: Data Reported In QA Report May Be Lower Than Value On Sample Data Page Due To Dilution Of Sample Into Analytical Range

QUALITY ASSURANCE REPORT

Report Dated: 7/13/95

Page 3

JOB NUMBER: 9507-01209

CUSTOMER: Standard Laboratories, Inc. 55 ATTN: Scott Robbins

ANALYSIS				DUPLICATES		REFERENCE STANDARDS		MATRIX SPIKES		
ANALYSIS TYPE	ANALYSIS SUB-TYPE	ANALYSIS I.D.	ANALYZED VALUE (A)	DUPLICATE VALUE (B)	RPD	TRUE VALUE	PERCENT RECOVERY	ORIGINAL VALUE	SPIKE ADDED	PERCENT RECOVERY
PARAMETER: 2-Chloroethylvinyl ether DETECTION LIMIT: 0.05 UNITS: ug/l				DATE/TIME ANALYZED: 7/07/95 12:20 METHOD REFERENCE: SW-846 5030/8260		QC BATCH NUMBER: 952888 TECHNICIAN: PSF				
BLANK SPIKE STANDARD	CALIB CHK ANALYTICAL CALIB CHK	BATCH BLANK 9507-01209-004S CHECK STD	<0.53 <5.30 32			40	80.00	167	400.00	42.00
PARAMETER: 1,2,4-Trichlorobenzene DETECTION LIMIT: 0.08 UNITS: ug/l				DATE/TIME ANALYZED: 7/07/95 12:20 METHOD REFERENCE: SW-846 5030/8260		QC BATCH NUMBER: 952888 TECHNICIAN: PSF				
BLANK SPIKE STANDARD	CALIB CHK ANALYTICAL CALIB CHK	BATCH BLANK 9507-01209-004S CHECK STD	<0.79 <7.90 21			20	105.00	207	200.00	103.00
PARAMETER: Chlorodibromomethane DETECTION LIMIT: 0.02 UNITS: ug/l				DATE/TIME ANALYZED: 7/07/95 12:20 METHOD REFERENCE: SW-846 5030/8260		QC BATCH NUMBER: 952888 TECHNICIAN: PSF				
BLANK SPIKE STANDARD	CALIB CHK ANALYTICAL CALIB CHK	BATCH BLANK 9507-01209-004S CHECK STD	<0.18 <1.80 22			20	110.00	215	200.00	107.00
PARAMETER: 2-Chloro-1,3-Butadiene DETECTION LIMIT: 0.03 UNITS: ug/l				DATE/TIME ANALYZED: 7/07/95 12:20 METHOD REFERENCE: SW-846 5030/8260		QC BATCH NUMBER: 952888 TECHNICIAN: PSF				
BLANK SPIKE STANDARD	CALIB CHK ANALYTICAL CALIB CHK	BATCH BLANK 9507-01209-004S CHECK STD	<0.30 <3.00 21			20	105.00	211	200.00	105.00
PARAMETER: Tetrachloroethene DETECTION LIMIT: 0.05 UNITS: ug/l				DATE/TIME ANALYZED: 7/07/95 12:20 METHOD REFERENCE: SW-846 5030/8260		QC BATCH NUMBER: 952888 TECHNICIAN: PSF				
BLANK SPIKE STANDARD	CALIB CHK ANALYTICAL CALIB CHK	BATCH BLANK 9507-01209-004S CHECK STD	<0.52 <5.20 42			29	145.00	429	290.00	147.00
PARAMETER: cis-1,4-Dichloro-2-butene DETECTION LIMIT: 0.08 UNITS: ug/l				DATE/TIME ANALYZED: 7/07/95 12:20 METHOD REFERENCE: SW-846 5030/8260		QC BATCH NUMBER: 952888 TECHNICIAN: PSF				
BLANK SPIKE STANDARD	CALIB CHK ANALYTICAL CALIB CHK	BATCH BLANK 9507-01209-004S CHECK STD	<0.80 <8.00 38			40	95.00	319	400.00	79.00
PARAMETER: trans-1,2-Dichloroethene DETECTION LIMIT: 0.04 UNITS: ug/l				DATE/TIME ANALYZED: 7/07/95 12:20 METHOD REFERENCE: SW-846 5030/8260		QC BATCH NUMBER: 952888 TECHNICIAN: PSF				
BLANK SPIKE STANDARD	CALIB CHK ANALYTICAL CALIB CHK	BATCH BLANK 9507-01209-004S CHECK STD	<0.39 <3.90 20			20	100.00	193	200.00	96.00
PARAMETER: 1,3-Dichlorobenzene DETECTION LIMIT: 0.04 UNITS: ug/l				DATE/TIME ANALYZED: 7/07/95 12:20 METHOD REFERENCE: SW-846 5030/8260		QC BATCH NUMBER: 952888 TECHNICIAN: PSF				
BLANK SPIKE STANDARD	CALIB CHK ANALYTICAL CALIB CHK	BATCH BLANK 9507-01209-004S CHECK STD	<0.43 <4.30 21			20	105.00	211	200.00	105.00

STANDARD LABORATORIES, INC. 2315 Glenview Drive Evansville, IN 47720 PH (812) 424-2909 FAX (812) 424-0667

NC = Not Calculable Due To Lower Than The Detection Limit

Quality Control Acceptance Criteria:

Blanks..... Analyzed Value <= Detection Limit
Reference Standards 100 +/- 10 Percent Recovery
Duplicates..... 20 Percent Relative Difference, Unless Values Are Below Detection Limits
Spikes..... 100 +/- 25 Percent Recovery

Note: Data Reported In QA Report May Be Lower Than Value On Sample Data Page Due To Dilution Of Sample Into Analytical Range

QUALITY ASSURANCE REPORT

Report Dated: 7/13/95

Page 4

JOB NUMBER: 9507-01209

CUSTOMER: Standard Laboratories, Inc. 55 ATTN: Scott Robbins

ANALYSIS				DUPLICATES		REFERENCE STANDARDS		MATRIX SPIKES		
ANALYSIS TYPE	ANALYSIS SUB-TYPE	ANALYSIS I.D.	ANALYZED VALUE (A)	DUPLICATE VALUE (B)	RPD	TRUE VALUE	PERCENT RECOVERY	ORIGINAL VALUE	SPIKE ADDED	PERCENT RECOVERY
PARAMETER: Carbon tetrachloride DETECTION LIMIT: 0.05 UNITS: ug/l			DATE/TIME ANALYZED: 7/07/95 12:20 METHOD REFERENCE: SW-846 5030/8260			QC BATCH NUMBER: 952888 TECHNICIAN: PSF				
BLANK SPIKE STANDARD	CALIB CHK ANALYTICAL CALIB CHK	BATCH BLANK 9507-01209-004S CHECK STD	<0.50 <5.00 21			20	105.00	214	200.00	107.00
PARAMETER: 2-Hexanone DETECTION LIMIT: 0.11 UNITS: ug/l			DATE/TIME ANALYZED: 7/07/95 12:20 METHOD REFERENCE: SW-846 5030/8260			QC BATCH NUMBER: 952888 TECHNICIAN: PSF				
BLANK SPIKE STANDARD	CALIB CHK ANALYTICAL CALIB CHK	BATCH BLANK 9507-01209-004S CHECK STD	<1.09 <10.9 18.0			20	105.00	138	200.00	67.00
PARAMETER: 1,1,1,2-Tetrachloroethane DETECTION LIMIT: 0.04 UNITS: ug/l			DATE/TIME ANALYZED: 7/07/95 12:20 METHOD REFERENCE: SW-846 5030/8260			QC BATCH NUMBER: 952888 TECHNICIAN: PSF				
BLANK SPIKE STANDARD	CALIB CHK ANALYTICAL CALIB CHK	BATCH BLANK 9507-01209-004S CHECK STD	<0.38 <3.80 22			20	110.00	219	200.00	109.00
PARAMETER: Acetone DETECTION LIMIT: 1.17 UNITS: ug/l			DATE/TIME ANALYZED: 7/07/95 12:20 METHOD REFERENCE: SW-846 5030/8260			QC BATCH NUMBER: 952888 TECHNICIAN: PSF				
BLANK SPIKE STANDARD	CALIB CHK ANALYTICAL CALIB CHK	BATCH BLANK 9507-01209-004S CHECK STD	<11.6 <116 19.3			20	97.00	250	200.00	97.00
PARAMETER: Chloroform DETECTION LIMIT: 0.07 UNITS: ug/l			DATE/TIME ANALYZED: 7/07/95 12:20 METHOD REFERENCE: SW-846 5030/8260			QC BATCH NUMBER: 952888 TECHNICIAN: PSF				
BLANK SPIKE STANDARD	CALIB CHK ANALYTICAL CALIB CHK	BATCH BLANK 9507-01209-004S CHECK STD	<0.74 <7.40 21			20	105.00	212	200.00	103.00
PARAMETER: Hexachloroethane DETECTION LIMIT: 0.02 UNITS: ug/l			DATE/TIME ANALYZED: 7/07/95 12:20 METHOD REFERENCE: SW-846 5030/8260			QC BATCH NUMBER: 952888 TECHNICIAN: PSF				
BLANK SPIKE STANDARD	CALIB CHK ANALYTICAL CALIB CHK	BATCH BLANK 9507-01209-004S CHECK STD	<0.24 <2.40 18			20	90.00	177	200.00	88.00
PARAMETER: Benzene DETECTION LIMIT: 0.02 UNITS: ug/l			DATE/TIME ANALYZED: 7/07/95 12:20 METHOD REFERENCE: SW-846 5030/8260			QC BATCH NUMBER: 952888 TECHNICIAN: PSF				
BLANK SPIKE STANDARD	CALIB CHK ANALYTICAL CALIB CHK	BATCH BLANK 9507-01209-004S CHECK STD	<0.16 <1.60 20			20	100.00	201	200.00	100.00
PARAMETER: 1,1,1-Trichloroethane DETECTION LIMIT: 0.04 UNITS: ug/l			DATE/TIME ANALYZED: 7/07/95 12:20 METHOD REFERENCE: SW-846 5030/8260			QC BATCH NUMBER: 952888 TECHNICIAN: PSF				
BLANK SPIKE STANDARD	CALIB CHK ANALYTICAL CALIB CHK	BATCH BLANK 9507-01209-004S CHECK STD	<0.36 <3.60 22			20	110.00	223	200.00	111.00

STANDARD LABORATORIES, INC. 2315 Glenview Drive Evansville, IN 47720 PH (812) 424-2909 FAX (812) 424-0667

NC = Not Calculable Due To Lower Than The Detection Limit

Quality Control Acceptance Criteria:

Blanks..... Analyzed Value <= Detection Limit
 Reference Standards 100 +/- 10 Percent Recovery
 Duplicates..... 20 Percent Relative Difference, Unless Values Are Below Detection Limits
 Spikes..... 100 +/- 25 Percent Recovery

Note: Data Reported In QA Report May Be Lower Than Value On Sample Data Page Due To Dilution Of Sample Into Analytical Range

QUALITY ASSURANCE REPORT

Report Dated: 7/13/95

Page 5

JOB NUMBER: 9507-01209

CUSTOMER: Standard Laboratories, Inc. 55 ATTN: Scott Robbins

ANALYSIS				DUPLICATES		REFERENCE STANDARDS		MATRIX SPIKES		
ANALYSIS TYPE	ANALYSIS SUB-TYPE	ANALYSIS I.D.	ANALYZED VALUE (A)	DUPLICATE VALUE (B)	RPD	TRUE VALUE	PERCENT RECOVERY	ORIGINAL VALUE	SPIKE ADDED	PERCENT RECOVERY
PARAMETER: Bromomethane DETECTION LIMIT: 0.25 UNITS: ug/l				DATE/TIME ANALYZED: 7/07/95 12:20 METHOD REFERENCE: SW-846 5030/8260		QC BATCH NUMBER: 952888 TECHNICIAN: PSF				
BLANK SPIKE STANDARD	CALIB CHK ANALYTICAL CALIB CHK	BATCH BLANK 9507-01209-004S CHECK STD	<0.49 <24.9 23.5			20	118.00	272	200.00	131.00
PARAMETER: Chloromethane DETECTION LIMIT: 0.06 UNITS: ug/l				DATE/TIME ANALYZED: 7/07/95 12:20 METHOD REFERENCE: SW-846 5030/8260		QC BATCH NUMBER: 952888 TECHNICIAN: PSF				
BLANK SPIKE STANDARD	CALIB CHK ANALYTICAL CALIB CHK	BATCH BLANK 9507-01209-004S CHECK STD	<0.60 <6.00 15			20	75.00	160	200.00	78.00
PARAMETER: Iodomethane DETECTION LIMIT: 0.04 UNITS: ug/l				DATE/TIME ANALYZED: 7/07/95 12:20 METHOD REFERENCE: SW-846 5030/8260		QC BATCH NUMBER: 952888 TECHNICIAN: PSF				
BLANK SPIKE STANDARD	CALIB CHK ANALYTICAL CALIB CHK	BATCH BLANK 9507-01209-004S CHECK STD	<0.43 <4.30 29			20	145.00	240	200.00	119.00
PARAMETER: Dibromomethane DETECTION LIMIT: 0.03 UNITS: ug/l				DATE/TIME ANALYZED: 7/07/95 12:20 METHOD REFERENCE: SW-846 5030/8260		QC BATCH NUMBER: 952888 TECHNICIAN: PSF				
BLANK SPIKE STANDARD	CALIB CHK ANALYTICAL CALIB CHK	BATCH BLANK 9507-01209-004S CHECK STD	<0.28 <2.80 21			20	105.00	204	200.00	102.00
PARAMETER: Bromochloromethane DETECTION LIMIT: 0.06 UNITS: ug/l				DATE/TIME ANALYZED: 7/07/95 12:20 METHOD REFERENCE: SW-846 5030/8260		QC BATCH NUMBER: 952888 TECHNICIAN: PSF				
BLANK SPIKE STANDARD	CALIB CHK ANALYTICAL CALIB CHK	BATCH BLANK 9507-01209-004S CHECK STD	<0.59 <5.90 21			20	105.00	205	200.00	103.00
PARAMETER: Chloroethane DETECTION LIMIT: 0.68 UNITS: ug/l				DATE/TIME ANALYZED: 7/07/95 12:20 METHOD REFERENCE: SW-846 5030/8260		QC BATCH NUMBER: 952888 TECHNICIAN: PSF				
BLANK SPIKE STANDARD	CALIB CHK ANALYTICAL CALIB CHK	BATCH BLANK 9507-01209-004S CHECK STD	<6.80 <68.0 24.2			20	121.00	238	200.00	118.00
PARAMETER: Vinyl Chloride DETECTION LIMIT: 0.05 UNITS: ug/l				DATE/TIME ANALYZED: 7/07/95 12:20 METHOD REFERENCE: SW-846 5030/8260		QC BATCH NUMBER: 952888 TECHNICIAN: PSF				
BLANK SPIKE STANDARD	CALIB CHK ANALYTICAL CALIB CHK	BATCH BLANK 9507-01209-004S CHECK STD	<0.51 <5.10 18			20	90.00	172	200.00	86.00
PARAMETER: Acetonitrile DETECTION LIMIT: 0.04 UNITS: ug/l				DATE/TIME ANALYZED: 7/07/95 12:20 METHOD REFERENCE: SW-846 5030/8260		QC BATCH NUMBER: 952888 TECHNICIAN: PSF				
BLANK SPIKE STANDARD	CALIB CHK ANALYTICAL CALIB CHK	BATCH BLANK 9507-01209-004S CHECK STD	<0.35 <3.50 18			20	90.00	171	200.00	85.00

STANDARD LABORATORIES, INC. 2315 Glenview Drive Evansville, IN 47720 PH (812) 424-2909 FAX (812) 424-0667

NC = Not Calculable Due To Value Below The Detection Limit

Quality Control Acceptance Criteria:

Blanks..... Analyzed Value <= Detection Limit
 Reference Standards 100 +/- 10 Percent Recovery
 Duplicates..... 20 Percent Relative Difference, Unless Values Are Below Detection Limits
 Spikes..... 100 +/- 25 Percent Recovery

Note: Data Reported In QA Report May Be Lower Than Value On Sample Data Page Due To Dilution Of Sample Into Analytical Range

QUALITY ASSURANCE REPORT

Report Dated: 7/13/95

Page 6

JOB NUMBER: 9507-01209

CUSTOMER: Standard Laboratories, Inc. 55 ATTN: Scott Robbins

ANALYSIS				DUPLICATES			REFERENCE STANDARDS		MATRIX SPIKES		
ANALYSIS TYPE	ANALYSIS SUB-TYPE	ANALYSIS I.D.	ANALYZED VALUE (A)	DUPLICATE VALUE (B)	RPD	TRUE VALUE	PERCENT RECOVERY	ORIGINAL VALUE	SPIKE ADDED	PERCENT RECOVERY	
PARAMETER: Methylene chloride DETECTION LIMIT: 0.98 UNITS: ug/l				DATE/TIME ANALYZED: 7/07/95 12:20 METHOD REFERENCE: SW-846 5030/8260			QC BATCH NUMBER: 952888 TECHNICIAN: PSF				
BLANK SPIKE STANDARD	CALIB CHK ANALYTICAL CALIB CHK	BATCH BLANK 9507-01209-004S CHECK STD	<9.84 <98.4 28.9			20	145.00	288	200.00	118.00	
PARAMETER: Carbon disulfide DETECTION LIMIT: 0.02 UNITS: ug/l				DATE/TIME ANALYZED: 7/07/95 12:20 METHOD REFERENCE: SW-846 5030/8260			QC BATCH NUMBER: 952888 TECHNICIAN: PSF				
BLANK SPIKE STANDARD	CALIB CHK ANALYTICAL CALIB CHK	BATCH BLANK 9507-01209-004S CHECK STD	<0.16 <1.60 17			20	85.00	159	200.00	79.00	
PARAMETER: Bromoform (Tribromomethane) DETECTION LIMIT: 0.03 UNITS: ug/l				DATE/TIME ANALYZED: 7/07/95 12:20 METHOD REFERENCE: SW-846 5030/8260			QC BATCH NUMBER: 952888 TECHNICIAN: PSF				
BLANK SPIKE STANDARD	CALIB CHK ANALYTICAL CALIB CHK	BATCH BLANK 9507-01209-004S CHECK STD	<0.26 <2.60 21			20	105.00	190	200.00	95.00	
PARAMETER: Bromodichloromethane DETECTION LIMIT: 0.03 UNITS: ug/l				DATE/TIME ANALYZED: 7/07/95 12:20 METHOD REFERENCE: SW-846 5030/8260			QC BATCH NUMBER: 952888 TECHNICIAN: PSF				
BLANK SPIKE STANDARD	CALIB CHK ANALYTICAL CALIB CHK	BATCH BLANK 9507-01209-004S CHECK STD	<0.28 <2.80 21			20	105.00	214	200.00	107.00	
PARAMETER: 1,1-Dichloroethane DETECTION LIMIT: 0.02 UNITS: ug/l				DATE/TIME ANALYZED: 7/07/95 12:20 METHOD REFERENCE: SW-846 5030/8260			QC BATCH NUMBER: 952888 TECHNICIAN: PSF				
BLANK SPIKE STANDARD	CALIB CHK ANALYTICAL CALIB CHK	BATCH BLANK 9507-01209-004S CHECK STD	<0.16 <1.60 19			20	95.00	194	200.00	97.00	
PARAMETER: 1,1-Dichloroethane DETECTION LIMIT: 0.04 UNITS: ug/l				DATE/TIME ANALYZED: 7/07/95 12:20 METHOD REFERENCE: SW-846 5030/8260			QC BATCH NUMBER: 952888 TECHNICIAN: PSF				
BLANK SPIKE STANDARD	CALIB CHK ANALYTICAL CALIB CHK	BATCH BLANK 9507-01209-004S CHECK STD	<0.43 <4.30 19			20	95.00	186	200.00	92.00	
PARAMETER: Trichlorofluoromethane DETECTION LIMIT: 0.03 UNITS: ug/l				DATE/TIME ANALYZED: 7/07/95 12:20 METHOD REFERENCE: SW-846 5030/8260			QC BATCH NUMBER: 952888 TECHNICIAN: PSF				
BLANK SPIKE STANDARD	CALIB CHK ANALYTICAL CALIB CHK	BATCH BLANK 9507-01209-004S CHECK STD	<0.26 <2.60 18			20	90.00	44.1	200.00	22.00	
PARAMETER: Dichlorodifluoromethane DETECTION LIMIT: 0.07 UNITS: ug/l				DATE/TIME ANALYZED: 7/07/95 12:20 METHOD REFERENCE: SW-846 5030/8260			QC BATCH NUMBER: 952888 TECHNICIAN: PSF				
BLANK SPIKE STANDARD	CALIB CHK ANALYTICAL CALIB CHK	BATCH BLANK 9507-01209-004S CHECK STD	<0.70 <7.00 20			20	100.00	196	200.00	97.00	

STANDARD LABORATORIES, INC. 2315 Glenview Drive Evansville, IN 47720 PH (812) 424-2909 FAX (812) 424-0667

NC = Not Calculable Due To Lower Than The Detection Limit

Quality Control Acceptance Criteria:

Blanks..... Analyzed Value <= Detection Limit
 Reference Standards 100 +/- 10 Percent Recovery
 Duplicates..... 20 Percent Relative Difference, Unless Values Are Below Detection Limits
 Spikes..... 100 +/- 25 Percent Recovery

Note: Data Reported In QA Report May Be Lower Than Value On Sample Data Page Due To Dilution Of Sample Into Analytical Range

QUALITY ASSURANCE REPORT

Report Dated: 7/13/95

Page 7

JOB NUMBER: 9507-01209

CUSTOMER: Standard Laboratories, Inc. 55 ATTN: Scott Robbins

ANALYSIS				DUPLICATES		REFERENCE STANDARDS		MATRIX SPIKES		
ANALYSIS TYPE	ANALYSIS SUB-TYPE	ANALYSIS I.D.	ANALYZED VALUE (A)	DUPLICATE VALUE (B)	RPD	TRUE VALUE	PERCENT RECOVERY	ORIGINAL VALUE	SPIKE ADDED	PERCENT RECOVERY
PARAMETER: Pentachloroethane DETECTION LIMIT: 0.02 UNITS: ug/l				DATE/TIME ANALYZED: 7/07/95 12:20 METHOD REFERENCE: SW-846 5030/8260		QC BATCH NUMBER: 952888 TECHNICIAN: PSF				
BLANK SPIKE STANDARD	CALIB CHK ANALYTICAL CALIB CHK	BATCH BLANK 9507-01209-004S CHECK STD	<0.15 <1.50 21			20	105.00	196	200.00	98.00
PARAMETER: Isobutyl alcohol DETECTION LIMIT: 0.01 UNITS: ug/l				DATE/TIME ANALYZED: 7/07/95 12:20 METHOD REFERENCE: SW-846 5030/8260		QC BATCH NUMBER: 952888 TECHNICIAN: PSF				
BLANK SPIKE STANDARD	CALIB CHK ANALYTICAL CALIB CHK	BATCH BLANK 9507-01209-004S CHECK STD	0.35 3.80 19			20	95.00	165	200.00	81.00
PARAMETER: 1,2-Dichloropropane DETECTION LIMIT: 0.04 UNITS: ug/l				DATE/TIME ANALYZED: 7/07/95 12:20 METHOD REFERENCE: SW-846 5030/8260		QC BATCH NUMBER: 952888 TECHNICIAN: PSF				
BLANK SPIKE STANDARD	CALIB CHK ANALYTICAL CALIB CHK	BATCH BLANK 9507-01209-004S CHECK STD	<0.35 <3.50 19			20	95.00	190	200.00	95.00
PARAMETER: 2-Butanone (MEK) DETECTION LIMIT: 0.32 UNITS: ug/l				DATE/TIME ANALYZED: 7/07/95 12:20 METHOD REFERENCE: SW-846 5030/8260		QC BATCH NUMBER: 952888 TECHNICIAN: PSF				
BLANK SPIKE STANDARD	CALIB CHK ANALYTICAL CALIB CHK	BATCH BLANK 9507-01209-004S CHECK STD	<3.23 <32.3 17.8			20	89.00	184	200.00	85.00
PARAMETER: 1,1,2-Trichloroethane DETECTION LIMIT: 0.02 UNITS: ug/l				DATE/TIME ANALYZED: 7/07/95 12:20 METHOD REFERENCE: SW-846 5030/8260		QC BATCH NUMBER: 952888 TECHNICIAN: PSF				
BLANK SPIKE STANDARD	CALIB CHK ANALYTICAL CALIB CHK	BATCH BLANK 9507-01209-004S CHECK STD	<0.22 <2.20 19			20	95.00	179	200.00	89.00
PARAMETER: Trichloroethene DETECTION LIMIT: 0.04 UNITS: ug/l				DATE/TIME ANALYZED: 7/07/95 12:20 METHOD REFERENCE: SW-846 5030/8260		QC BATCH NUMBER: 952888 TECHNICIAN: PSF				
BLANK SPIKE STANDARD	CALIB CHK ANALYTICAL CALIB CHK	BATCH BLANK 9507-01209-004S CHECK STD	<0.38 <3.80 25			20	125.00	241	200.00	120.00
PARAMETER: 1,1,2,2-Tetrachloroethane DETECTION LIMIT: 0.03 UNITS: ug/l				DATE/TIME ANALYZED: 7/07/95 12:20 METHOD REFERENCE: SW-846 5030/8260		QC BATCH NUMBER: 952888 TECHNICIAN: PSF				
BLANK SPIKE STANDARD	CALIB CHK ANALYTICAL CALIB CHK	BATCH BLANK 9507-01209-004S CHECK STD	<0.28 <2.80 17			20	85.00	153	200.00	76.00
PARAMETER: Methyl methacrylate DETECTION LIMIT: 0.04 UNITS: ug/l				DATE/TIME ANALYZED: 7/07/95 12:20 METHOD REFERENCE: SW-846 5030/8260		QC BATCH NUMBER: 952888 TECHNICIAN: PSF				
BLANK SPIKE STANDARD	CALIB CHK ANALYTICAL CALIB CHK	BATCH BLANK 9507-01209-004S CHECK STD	<0.40 <4.00 19			20	95.00	181	200.00	90.00

STANDARD LABORATORIES, INC. 2315 Glenview Drive Evansville, IN 47720 PH (812) 424-2909 FAX (812) 424-0667

NC = Not Calculable Due To Lower Than The Detection Limit

Quality Control Acceptance Criteria:

Blanks..... Analyzed Value <= Detection Limit
 Reference Standards 100 +/- 10 Percent Recovery
 Duplicates..... 20 Percent Relative Difference, Unless Values Are Below Detection Limits
 Spikes..... 100 +/- 25 Percent Recovery

Note: Data Reported In QA Report May Be Lower Than Value On Sample Data Page Due To Dilution Of Sample Into Analytical Range

QUALITY ASSURANCE REPORT

Report Dated: 7/13/95

Page 8

JOB NUMBER: 9507-01209

CUSTOMER: Standard Laboratories, Inc. 55 ATTN: Scott Robbins

ANALYSIS				DUPLICATES		REFERENCE STANDARDS		MATRIX SPIKES			
ANALYSIS TYPE	ANALYSIS SUB-TYPE	ANALYSIS I.D.	ANALYZED VALUE (A)	DUPLICATE VALUE (B)	RPD	TRUE VALUE	PERCENT RECOVERY	ORIGINAL VALUE	SPIKE ADDED	PERCENT RECOVERY	
PARAMETER: Hexachlorobutadiene DETECTION LIMIT: 0.11 UNITS: ug/l				DATE/TIME ANALYZED: 7/07/95 12:20 METHOD REFERENCE: SW-846 5030/8260				QC BATCH NUMBER: 952888 TECHNICIAN: PSF			
BLANK SPIKE STANDARD	CALIB CHK ANALYTICAL CALIB CHK	BATCH BLANK 9507-01209-004S CHECK STD	<1.06 <10.6 23.0			20	115.00	238	200.00	117.00	
PARAMETER: Naphthalene DETECTION LIMIT: 0.07 UNITS: ug/l				DATE/TIME ANALYZED: 7/07/95 12:20 METHOD REFERENCE: SW-846 5030/8260				QC BATCH NUMBER: 952888 TECHNICIAN: PSF			
BLANK SPIKE STANDARD	CALIB CHK ANALYTICAL CALIB CHK	BATCH BLANK 9507-01209-004S CHECK STD	<0.68 <6.80 19			20	95.00	163	200.00	81.00	
PARAMETER: o-Xylene DETECTION LIMIT: 0.04 UNITS: ug/l				DATE/TIME ANALYZED: 7/07/95 12:20 METHOD REFERENCE: SW-846 5030/8260				QC BATCH NUMBER: 952888 TECHNICIAN: PSF			
BLANK SPIKE STANDARD	CALIB CHK ANALYTICAL CALIB CHK	BATCH BLANK 9507-01209-004S CHECK STD	<0.40 <4.00 29			25	116.00	288	250.00	115.00	
PARAMETER: 1,2-Dichlorobenzene DETECTION LIMIT: 0.02 UNITS: ug/l				DATE/TIME ANALYZED: 7/07/95 12:20 METHOD REFERENCE: SW-846 5030/8260				QC BATCH NUMBER: 952888 TECHNICIAN: PSF			
BLANK SPIKE STANDARD	CALIB CHK ANALYTICAL CALIB CHK	BATCH BLANK 9507-01209-004S CHECK STD	<0.17 <1.70 21			20	105.00	208	200.00	103.00	
PARAMETER: 1,2-Dibromo-3-chloropropane DETECTION LIMIT: 0.26 UNITS: ug/l				DATE/TIME ANALYZED: 7/07/95 12:20 METHOD REFERENCE: SW-846 5030/8260				QC BATCH NUMBER: 952888 TECHNICIAN: PSF			
BLANK SPIKE STANDARD	CALIB CHK ANALYTICAL CALIB CHK	BATCH BLANK 9507-01209-004S CHECK STD	<2.57 <25.7 16.6			20	83.00	152	200.00	75.00	
PARAMETER: 1,2,3-Trichloropropane DETECTION LIMIT: 0.19 UNITS: ug/l				DATE/TIME ANALYZED: 7/07/95 12:20 METHOD REFERENCE: SW-846 5030/8260				QC BATCH NUMBER: 952888 TECHNICIAN: PSF			
BLANK SPIKE STANDARD	CALIB CHK ANALYTICAL CALIB CHK	BATCH BLANK 9507-01209-004S CHECK STD	<1.88 <18.8 18.3			20	92.00	164	200.00	81.00	
PARAMETER: Ethyl Methacrylate DETECTION LIMIT: 0.02 UNITS: ug/l				DATE/TIME ANALYZED: 7/07/95 12:20 METHOD REFERENCE: SW-846 5030/8260				QC BATCH NUMBER: 952888 TECHNICIAN: PSF			
BLANK SPIKE STANDARD	CALIB CHK ANALYTICAL CALIB CHK	BATCH BLANK 9507-01209-004S CHECK STD	<0.18 <1.80 19			20	95.00	170	200.00	85.00	
PARAMETER: m+p-Xylene DETECTION LIMIT: 0.06 UNITS: ug/l				DATE/TIME ANALYZED: 7/07/95 12:20 METHOD REFERENCE: SW-846 5030/8260				QC BATCH NUMBER: 952888 TECHNICIAN: PSF			
BLANK SPIKE STANDARD	CALIB CHK ANALYTICAL CALIB CHK	BATCH BLANK 9507-01209-004S CHECK STD	<0.58 <5.80 44			37	119.00	439	370.00	118.00	

STANDARD LABORATORIES, INC. 2315 Glenview Drive Evansville, IN 47720 PH (812) 424-2909 FAX (812) 424-0667

NC = Not Calculable Due To Lower Than The Detection Limit

Quality Control Acceptance Criteria:

Blanks..... Analyzed Value <= Detection Limit
 Reference Standards 100 +/- 10 Percent Recovery
 Duplicates..... 20 Percent Relative Difference, Unless Values Are Below Detection Limits
 Spikes..... 100 +/- 25 Percent Recovery

Note: Data Reported In QA Report May Be Lower Than Value On Sample Data Page Due To Dilution Of Sample Into Analytical Range



STANDARD LABORATORIES, INC.

2315 Glenview Drive, Evansville, Indiana 47720 (812) 424-2909

RECEIVED

JUL 20 1995

IIT Research Institute
By _____

A N A L Y T I C A L R E P O R T


JOB NUMBER: 9507-01224
REPORT DATED: 7/13/95

FOR
Standard Laboratories, Inc. 55
Route 3 Box 540
Jacksboro, TN 37757

ATTN: Scott Robbins

?

RESPECTFULLY SUBMITTED,


JUDITH SNIDER, LAB MANAGER

IIT Research Institute
B-133

LABORATORY TESTS RESULTS

Report Dated: 7/13/95

Page 2

JOB NUMBER: 9507-01200

CUSTOMER: Standard Laboratories, Inc. 35 ATTN: Scott Robbins

LABORATORY I.D.: 9507-01200 -1
 DATE SAMPLED: 7/01/95
 TIME SAMPLED: 9:18
 DATE RECEIVED: 7/06/95
 TIME RECEIVED: 12:00

SAMPLE I.D.: Main Line sample S107010918 57454

TEST DESCRIPTION	FINAL RESULT	DETECTION LIMIT	UNIT OF MEASURE	TEST METHOD	DATE	TECHNICIAN
Volatile Organic Compounds				SW-846 5030/8260	7/10/95	PSF
Acetone	1060	116	ug/l	SW-846 5030/8260	7/10/95	PSF
Acetonitrile	<3.50	3.50	ug/l	SW-846 5030/8260	7/10/95	PSF
Acrolein	<36.5	36.5	ug/l	SW-846 5030/8260	7/10/95	PSF
Acrylonitrile	<10.8	10.8	ug/l	SW-846 5030/8260	7/10/95	PSF
Allyl chloride	<9.40	9.40	ug/l	SW-846 5030/8260	7/10/95	PSF
Benzene	1.82	1.60	ug/l	SW-846 5030/8260	7/10/95	PSF
Bromochloromethane	<5.90	5.90	ug/l	SW-846 5030/8260	7/10/95	PSF
Bromodichloromethane	<2.80	2.80	ug/l	SW-846 5030/8260	7/10/95	PSF
Bromoform (Tribromomethane)	<2.60	2.60	ug/l	SW-846 5030/8260	7/10/95	PSF
Bromomethane	<24.9	24.9	ug/l	SW-846 5030/8260	7/10/95	PSF
2-Butanone (MEK)	90.6	32.3	ug/l	SW-846 5030/8260	7/10/95	PSF
Carbon disulfide	<1.60	1.60	ug/l	SW-846 5030/8260	7/10/95	PSF
Carbon tetrachloride	<5.00	5.00	ug/l	SW-846 5030/8260	7/10/95	PSF
Chlorobenzene	<1.30	1.30	ug/l	SW-846 5030/8260	7/10/95	PSF
2-Chloro-1,3-Butadiene	<3.00	3.00	ug/l	SW-846 5030/8260	7/10/95	PSF
Chlorodibromomethane	<1.80	1.80	ug/l	SW-846 5030/8260	7/10/95	PSF
Chloroethane	<68.0	68.0	ug/l	SW-846 5030/8260	7/10/95	PSF
2-Chloroethylvinyl ether	<5.30	5.30	ug/l	SW-846 5030/8260	7/10/95	PSF
Chloroform	<7.40	7.40	ug/l	SW-846 5030/8260	7/10/95	PSF
Chloromethane	<6.00	6.00	ug/l	SW-846 5030/8260	7/10/95	PSF
1,2-Dibromo-3-chloropropane	<25.7	25.7	ug/l	SW-846 5030/8260	7/10/95	PSF
1,2-Dibromoethane (EDB)	<1.80	1.80	ug/l	SW-846 5030/8260	7/10/95	PSF
Dibromomethane	<2.80	2.80	ug/l	SW-846 5030/8260	7/10/95	PSF
1,2-Dichlorobenzene	<1.70	1.70	ug/l	SW-846 5030/8260	7/10/95	PSF
1,3-Dichlorobenzene	<4.30	4.30	ug/l	SW-846 5030/8260	7/10/95	PSF
1,4-Dichlorobenzene	<3.40	3.40	ug/l	SW-846 5030/8260	7/10/95	PSF
cis-1,4-Dichloro-2-butene	<8.00	8.00	ug/l	SW-846 5030/8260	7/10/95	PSF
trans-1,4-Dichloro-2-butene	<6.60	6.60	ug/l	SW-846 5030/8260	7/10/95	PSF
Dichlorodifluoromethane	<7.00	7.00	ug/l	SW-846 5030/8260	7/10/95	PSF
1,1-Dichloroethane	7.73	1.60	ug/l	SW-846 5030/8260	7/10/95	PSF
1,2-Dichloroethane	<3.80	3.80	ug/l	SW-846 5030/8260	7/10/95	PSF
1,1-Dichloroethene	<4.30	4.30	ug/l	SW-846 5030/8260	7/10/95	PSF
trans-1,2-Dichloroethene	<3.90	3.90	ug/l	SW-846 5030/8260	7/10/95	PSF

STANDARD LABORATORIES, INC. 2315 Glenview Drive Evansville, IN 47720 PH (812) 424-2909 FAX (812) 424-0667

LABORATORY TESTS RESULTS

Report Dated: 7/13/95

Page 3

JOB NUMBER: 9507-01200

CUSTOMER: Standard Laboratories, Inc. 55 ATTN: Scott Robbins

LABORATORY I.D.: 9507-01200 -1
 DATE SAMPLED: 7/01/95
 TIME SAMPLED: 9:18
 DATE RECEIVED: 7/06/95
 TIME RECEIVED: 12:00

SAMPLE I.D.: Main Line sample S107010918 57454

TEST DESCRIPTION	FINAL RESULT	DETECTION LIMIT	UNIT OF MEASURE	TEST METHOD	DATE	TECHNICIAN
1,2-Dichloropropane	<3.50	3.50	ug/l	SW-846 5030/8260	7/10/95	PSF
cis-1,3-Dichloropropene	<3.90	3.90	ug/l	SW-846 5030/8260	7/10/95	PSF
trans-1,3-Dichloropropene	<4.30	4.30	ug/l	SW-846 5030/8260	7/10/95	PSF
Ethylbenzene	4.57	3.60	ug/l	SW-846 5030/8260	7/10/95	PSF
Ethyl Methacrylate	<1.80	1.80	ug/l	SW-846 5030/8260	7/10/95	PSF
Hexachlorobutadiene	<10.6	10.6	ug/l	SW-846 5030/8260	7/10/95	PSF
Hexachloroethane	<2.40	2.40	ug/l	SW-846 5030/8260	7/10/95	PSF
2-Hexanone	<10.9	10.9	ug/l	SW-846 5030/8260	7/10/95	PSF
Iodomethane	<4.30	4.30	ug/l	SW-846 5030/8260	7/10/95	PSF
Isobutyl alcohol	3.41	1.00	ug/l	SW-846 5030/8260	7/10/95	PSF
Methylene chloride	160	98.4	ug/l	SW-846 5030/8260	7/10/95	PSF
Methyl methacrylate	<4.00	4.00	ug/l	SW-846 5030/8260	7/10/95	PSF
4-Methyl-2-pentanone	<10.0	10.0	ug/l	SW-846 5030/8260	7/10/95	PSF
Naphthalene	<6.80	6.80	ug/l	SW-846 5030/8260	7/10/95	PSF
Pentachloroethane	<1.50	1.50	ug/l	SW-846 5030/8260	7/10/95	PSF
Propionitrile	<6.80	6.80	ug/l	SW-846 5030/8260	7/10/95	PSF
Styrene	<1.30	1.30	ug/l	SW-846 5030/8260	7/10/95	PSF
1,1,1,2-Tetrachloroethane	<3.80	3.80	ug/l	SW-846 5030/8260	7/10/95	PSF
1,1,2,2-Tetrachloroethane	<2.80	2.80	ug/l	SW-846 5030/8260	7/10/95	PSF
Tetrachloroethene	<5.20	5.20	ug/l	SW-846 5030/8260	7/10/95	PSF
Toluene	22.6	3.10	ug/l	SW-846 5030/8260	7/10/95	PSF
1,2,4-Trichlorobenzene	<7.90	7.90	ug/l	SW-846 5030/8260	7/10/95	PSF
1,1,1-Trichloroethane	26.4	3.60	ug/l	SW-846 5030/8260	7/10/95	PSF
1,1,2-Trichloroethane	6.86	2.20	ug/l	SW-846 5030/8260	7/10/95	PSF
Trichloroethene	16.8	3.80	ug/l	SW-846 5030/8260	7/10/95	PSF
Trichlorofluoromethane	<2.60	2.60	ug/l	SW-846 5030/8260	7/10/95	PSF
1,2,3-Trichloropropane	<18.8	18.8	ug/l	SW-846 5030/8260	7/10/95	PSF
Vinyl acetate	<1.50	1.50	ug/l	SW-846 5030/8260	7/10/95	PSF
Vinyl Chloride	<5.10	5.10	ug/l	SW-846 5030/8260	7/10/95	PSF
o-Xylene	6.14	4.00	ug/l	SW-846 5030/8260	7/10/95	PSF
m-p-Xylene	14.4	5.80	ug/l	SW-846 5030/8260	7/10/95	PSF

STANDARD LABORATORIES, INC. 2315 Glenview Drive Evansville, IN 47720 PH (812) 424-2909 FAX (812) 424-0667

LABORATORY TESTS RESULTS

Report Dated: 7/13/95

Page 4

JOB NUMBER: 9507-01200

CUSTOMER: Standard Laboratories, Inc. 55 ATTN: Scott Robbins

LABORATORY I.D.: 9507-01200 -2
 DATE SAMPLED.....: 7/02/95
 TIME SAMPLED.....: 15:26
 DATE RECEIVED.....: 7/06/95
 TIME RECEIVED.....: 12:00

SAMPLE I.D.: Main Line sample S107021526 57455

TEST DESCRIPTION	FINAL RESULT	DETECTION LIMIT	UNIT OF MEASURE	TEST METHOD	DATE	TECHNICIAN
Volatile Organic Compounds				SW-846 5030/8260	7/10/95	PSF
Acetone	615	116	ug/l	SW-846 5030/8260	7/10/95	PSF
Acetonitrile	<3.50	3.50	ug/l	SW-846 5030/8260	7/10/95	PSF
Acrolein	<36.5	36.5	ug/l	SW-846 5030/8260	7/10/95	PSF
Acrylonitrile	<10.8	10.8	ug/l	SW-846 5030/8260	7/10/95	PSF
Allyl chloride	<9.40	9.40	ug/l	SW-846 5030/8260	7/10/95	PSF
Benzene	11.3	1.60	ug/l	SW-846 5030/8260	7/10/95	PSF
Bromochloromethane	<5.90	5.90	ug/l	SW-846 5030/8260	7/10/95	PSF
Bromodichloromethane	<2.80	2.80	ug/l	SW-846 5030/8260	7/10/95	PSF
Bromoform (Tribromomethane)	<2.60	2.60	ug/l	SW-846 5030/8260	7/10/95	PSF
Bromomethane	<24.9	24.9	ug/l	SW-846 5030/8260	7/10/95	PSF
2-Butanone (MEK)	63.5	32.3	ug/l	SW-846 5030/8260	7/10/95	PSF
Carbon disulfide	<1.60	1.60	ug/l	SW-846 5030/8260	7/10/95	PSF
Carbon tetrachloride	<5.00	5.00	ug/l	SW-846 5030/8260	7/10/95	PSF
Chlorobenzene	<1.30	1.30	ug/l	SW-846 5030/8260	7/10/95	PSF
2-Chloro-1,3-Butadiene	<3.00	3.00	ug/l	SW-846 5030/8260	7/10/95	PSF
Chlorodibromomethane	<1.80	1.80	ug/l	SW-846 5030/8260	7/10/95	PSF
Chloroethane	<68.0	68.0	ug/l	SW-846 5030/8260	7/10/95	PSF
2-Chloroethylvinyl ether	<5.30	5.30	ug/l	SW-846 5030/8260	7/10/95	PSF
Chloroform	7.87	7.40	ug/l	SW-846 5030/8260	7/10/95	PSF
Chloromethane	<6.00	6.00	ug/l	SW-846 5030/8260	7/10/95	PSF
1,2-Dibromo-3-chloropropane	<25.7	25.7	ug/l	SW-846 5030/8260	7/10/95	PSF
1,2-Dibromoethane (EDB)	<1.80	1.80	ug/l	SW-846 5030/8260	7/10/95	PSF
Dibromomethane	<2.80	2.80	ug/l	SW-846 5030/8260	7/10/95	PSF
1,2-Dichlorobenzene	<1.70	1.70	ug/l	SW-846 5030/8260	7/10/95	PSF
1,3-Dichlorobenzene	<4.30	4.30	ug/l	SW-846 5030/8260	7/10/95	PSF
1,4-Dichlorobenzene	<3.40	3.40	ug/l	SW-846 5030/8260	7/10/95	PSF
cis-1,4-Dichloro-2-butene	<8.00	8.00	ug/l	SW-846 5030/8260	7/10/95	PSF
trans-1,4-Dichloro-2-butene	8.37	6.60	ug/l	SW-846 5030/8260	7/10/95	PSF
Dichlorodifluoromethane	<7.00	7.00	ug/l	SW-846 5030/8260	7/10/95	PSF
1,1-Dichloroethane	87.5	1.60	ug/l	SW-846 5030/8260	7/10/95	PSF
1,2-Dichloroethane	<3.80	3.80	ug/l	SW-846 5030/8260	7/10/95	PSF
1,1-Dichloroethene	<4.30	4.30	ug/l	SW-846 5030/8260	7/10/95	PSF
trans-1,2-Dichloroethene	<3.90	3.90	ug/l	SW-846 5030/8260	7/10/95	PSF

STANDARD LABORATORIES, INC. 2315 Glenview Drive Evansville, IN 47720 PH (812) 424-2909 FAX (812) 424-0667

LABORATORY TESTS RESULTS

Report Dated: 7/13/95

Page 5

JOB NUMBER: 9507-01200

CUSTOMER: Standard Laboratories, Inc. 55 ATTN: Scott Robbins

LABORATORY I.D.: 9507-01200 -2
 DATE SAMPLED: 7/02/95
 TIME SAMPLED: 15:26
 DATE RECEIVED: 7/06/95
 TIME RECEIVED: 12:00

SAMPLE I.D.: Main Line sample S107021526 57455

TEST DESCRIPTION	FINAL RESULT	DETECTION LIMIT	UNIT OF MEASURE	TEST METHOD	DATE	TECHNICIAN
1,2-Dichloropropane	<3.50	3.50	ug/l	SW-846 5030/8260	7/10/95	PSF
cis-1,3-Dichloropropene	<3.90	3.90	ug/l	SW-846 5030/8260	7/10/95	PSF
trans-1,3-Dichloropropene	<4.30	4.30	ug/l	SW-846 5030/8260	7/10/95	PSF
Ethylbenzene	22.1	3.60	ug/l	SW-846 5030/8260	7/10/95	PSF
Ethyl Methacrylate	<1.80	1.80	ug/l	SW-846 5030/8260	7/10/95	PSF
Hexachlorobutadiene	<10.6	10.6	ug/l	SW-846 5030/8260	7/10/95	PSF
Hexachloroethane	<2.40	2.40	ug/l	SW-846 5030/8260	7/10/95	PSF
2-Hexanone	<10.9	10.9	ug/l	SW-846 5030/8260	7/10/95	PSF
Iodomethane	<4.30	4.30	ug/l	SW-846 5030/8260	7/10/95	PSF
Isobutyl alcohol	4.64	1.00	ug/l	SW-846 5030/8260	7/10/95	PSF
Methylene chloride	186	98.4	ug/l	SW-846 5030/8260	7/10/95	PSF
Methyl methacrylate	<4.00	4.00	ug/l	SW-846 5030/8260	7/10/95	PSF
4-Methyl-2-pentanone	<10.0	10.0	ug/l	SW-846 5030/8260	7/10/95	PSF
Naphthalene	<6.80	6.80	ug/l	SW-846 5030/8260	7/10/95	PSF
Pentachloroethane	<1.50	1.50	ug/l	SW-846 5030/8260	7/10/95	PSF
Propionitrile	<6.80	6.80	ug/l	SW-846 5030/8260	7/10/95	PSF
Styrene	<1.30	1.30	ug/l	SW-846 5030/8260	7/10/95	PSF
1,1,1,2-Tetrachloroethane	<3.80	3.80	ug/l	SW-846 5030/8260	7/10/95	PSF
1,1,1,2-Tetrachloroethane	<2.80	2.80	ug/l	SW-846 5030/8260	7/10/95	PSF
Tetrachloroethane	47.7	5.20	ug/l	SW-846 5030/8260	7/10/95	PSF
Toluene	162	3.10	ug/l	SW-846 5030/8260	7/10/95	PSF
1,2,4-Trichlorobenzene	<7.90	7.90	ug/l	SW-846 5030/8260	7/10/95	PSF
1,1,1-Trichloroethane	541	3.60	ug/l	SW-846 5030/8260	7/10/95	PSF
1,1,2-Trichloroethane	8.78	2.20	ug/l	SW-846 5030/8260	7/10/95	PSF
Trichloroethene	137	3.80	ug/l	SW-846 5030/8260	7/10/95	PSF
Trichlorofluoromethane	<2.60	2.60	ug/l	SW-846 5030/8260	7/10/95	PSF
1,2,3-Trichloropropane	<18.8	18.8	ug/l	SW-846 5030/8260	7/10/95	PSF
Vinyl acetate	<1.50	1.50	ug/l	SW-846 5030/8260	7/10/95	PSF
Vinyl Chloride	<5.10	5.10	ug/l	SW-846 5030/8260	7/10/95	PSF
o-Xylene	20.4	4.00	ug/l	SW-846 5030/8260	7/10/95	PSF
m+p-Xylene	67.6	5.80	ug/l	SW-846 5030/8260	7/10/95	PSF

STANDARD LABORATORIES, INC. 2315 Glenview Drive Evansville, IN 47720 PH (812) 424-2909 FAX (812) 424-0667

LABORATORY TESTS RESULTS

Report Dated: 7/13/95

Page 6

JOB NUMBER: 9507-01200

CUSTOMER: Standard Laboratories, Inc. 55 ATTN: Scott Robbins

LABORATORY I.D.: 9507-01200 -3
 DATE SAMPLED: 7/03/95
 TIME SAMPLED: 8:24
 DATE RECEIVED: 7/06/95
 TIME RECEIVED: 12:00

SAMPLE I.D.: Main Line sample S107030824 57456

TEST DESCRIPTION	FINAL RESULT	DETECTION LIMIT	UNIT OF MEASURE	TEST METHOD	DATE	TECHNICIAN
Volatile Organic Compounds				SW-846 5030/8260	7/10/95	PSF
Acetone	303	116	ug/l	SW-846 5030/8260	7/10/95	PSF
Acetonitrile	<3.50	3.50	ug/l	SW-846 5030/8260	7/10/95	PSF
Acrolein	<36.5	36.5	ug/l	SW-846 5030/8260	7/10/95	PSF
Acrylonitrile	<10.8	10.8	ug/l	SW-846 5030/8260	7/10/95	PSF
Allyl chloride	<9.40	9.40	ug/l	SW-846 5030/8260	7/10/95	PSF
Benzene	5.35	1.60	ug/l	SW-846 5030/8260	7/10/95	PSF
Bromochloromethane	<5.90	5.90	ug/l	SW-846 5030/8260	7/10/95	PSF
Bromodichloromethane	<2.80	2.80	ug/l	SW-846 5030/8260	7/10/95	PSF
Bromoform (Tribromomethane)	<2.60	2.60	ug/l	SW-846 5030/8260	7/10/95	PSF
Bromomethane	<24.9	24.9	ug/l	SW-846 5030/8260	7/10/95	PSF
2-Butanone (MEK)	41.2	32.3	ug/l	SW-846 5030/8260	7/10/95	PSF
Carbon disulfide	<1.60	1.60	ug/l	SW-846 5030/8260	7/10/95	PSF
Carbon tetrachloride	<5.00	5.00	ug/l	SW-846 5030/8260	7/10/95	PSF
Chlorobenzene	<1.30	1.30	ug/l	SW-846 5030/8260	7/10/95	PSF
2-Chloro-1,3-Butadiene	<3.00	3.00	ug/l	SW-846 5030/8260	7/10/95	PSF
Chlorodibromomethane	<1.80	1.80	ug/l	SW-846 5030/8260	7/10/95	PSF
Chloroethane	<68.0	68.0	ug/l	SW-846 5030/8260	7/10/95	PSF
2-Chloroethylvinyl ether	<5.30	5.30	ug/l	SW-846 5030/8260	7/10/95	PSF
Chloroform	<7.40	7.40	ug/l	SW-846 5030/8260	7/10/95	PSF
Chloromethane	<6.00	6.00	ug/l	SW-846 5030/8260	7/10/95	PSF
1,2-Dibromo-3-chloropropane	<25.7	25.7	ug/l	SW-846 5030/8260	7/10/95	PSF
1,2-Dibromoethane (EDB)	<1.80	1.80	ug/l	SW-846 5030/8260	7/10/95	PSF
Dibromomethane	<2.80	2.80	ug/l	SW-846 5030/8260	7/10/95	PSF
1,2-Dichlorobenzene	<1.70	1.70	ug/l	SW-846 5030/8260	7/10/95	PSF
1,3-Dichlorobenzene	<4.30	4.30	ug/l	SW-846 5030/8260	7/10/95	PSF
1,4-Dichlorobenzene	<3.40	3.40	ug/l	SW-846 5030/8260	7/10/95	PSF
cis-1,4-Dichloro-2-butene	<8.00	8.00	ug/l	SW-846 5030/8260	7/10/95	PSF
trans-1,4-Dichloro-2-butene	<6.60	6.60	ug/l	SW-846 5030/8260	7/10/95	PSF
Dichlorodifluoromethane	<7.00	7.00	ug/l	SW-846 5030/8260	7/10/95	PSF
1,1-Dichloroethane	33.2	1.60	ug/l	SW-846 5030/8260	7/10/95	PSF
1,2-Dichloroethane	<3.80	3.80	ug/l	SW-846 5030/8260	7/10/95	PSF
1,1-Dichloroethene	<4.30	4.30	ug/l	SW-846 5030/8260	7/10/95	PSF
trans-1,2-Dichloroethane	<3.90	3.90	ug/l	SW-846 5030/8260	7/10/95	PSF

STANDARD LABORATORIES, INC. 2315 Glenview Drive Evansville, IN 47720 PH (812) 424-2909 FAX (812) 424-0667

LABORATORY TESTS RESULTS

Report Dated: 7/13/95

Page 7

JOB NUMBER: 9507-01224

CUSTOMER: Standard Laboratories, Inc. 55 ATTN: Scott Robbins

LABORATORY I.D.: 9507-01224 -3
 DATE SAMPLED: 7/10/95
 TIME SAMPLED: 8:00
 DATE RECEIVED: 7/11/95
 TIME RECEIVED: 10:00

SAMPLE I.D.: Main line sample S107100800 57559

TEST DESCRIPTION	FINAL RESULT	DETECTION LIMIT	UNIT OF MEASURE	TEST METHOD	DATE	TECHNICIAN
1,2-Dichloropropane	<3.50	3.50	ug/l	SW-846 5030/8260	7/11/95	PSF
cis-1,3-Dichloropropene	<3.90	3.90	ug/l	SW-846 5030/8260	7/11/95	PSF
trans-1,3-Dichloropropene	<4.30	4.30	ug/l	SW-846 5030/8260	7/11/95	PSF
Ethylbenzene	21.8	3.60	ug/l	SW-846 5030/8260	7/11/95	PSF
Ethyl Methacrylate	<1.80	1.80	ug/l	SW-846 5030/8260	7/11/95	PSF
Hexachlorobutadiene	<10.6	10.6	ug/l	SW-846 5030/8260	7/11/95	PSF
Hexachloroethane	<2.40	2.40	ug/l	SW-846 5030/8260	7/11/95	PSF
2-Hexanone	<10.9	10.9	ug/l	SW-846 5030/8260	7/11/95	PSF
Iodomethane	<4.30	4.30	ug/l	SW-846 5030/8260	7/11/95	PSF
Isobutyl alcohol	35.1	1.00	ug/l	SW-846 5030/8260	7/11/95	PSF
Methylene chloride	188	98.4	ug/l	SW-846 5030/8260	7/11/95	PSF
Methyl methacrylate	<4.00	4.00	ug/l	SW-846 5030/8260	7/11/95	PSF
4-Methyl-2-pentanone	<10.0	10.0	ug/l	SW-846 5030/8260	7/11/95	PSF
Naphthalene	8.36	6.80	ug/l	SW-846 5030/8260	7/11/95	PSF
Pentachloroethane	<1.50	1.50	ug/l	SW-846 5030/8260	7/11/95	PSF
Propionitrile	<6.80	6.80	ug/l	SW-846 5030/8260	7/11/95	PSF
Styrene	1.68	1.30	ug/l	SW-846 5030/8260	7/11/95	PSF
1,1,1,2-Tetrachloroethane	<3.80	3.80	ug/l	SW-846 5030/8260	7/11/95	PSF
1,1,2,2-Tetrachloroethane	10.5	2.80	ug/l	SW-846 5030/8260	7/11/95	PSF
Tetrachloroethene	34.5	5.20	ug/l	SW-846 5030/8260	7/11/95	PSF
Toluene	87.1	3.10	ug/l	SW-846 5030/8260	7/11/95	PSF
1,2,4-Trichlorobenzene	<7.90	7.90	ug/l	SW-846 5030/8260	7/11/95	PSF
1,1,1-Trichloroethane	160	3.60	ug/l	SW-846 5030/8260	7/11/95	PSF
1,1,2-Trichloroethane	5.70	2.20	ug/l	SW-846 5030/8260	7/11/95	PSF
Trichloroethane	116	3.80	ug/l	SW-846 5030/8260	7/11/95	PSF
Trichlorofluoromethane	<2.60	2.60	ug/l	SW-846 5030/8260	7/11/95	PSF
1,2,3-Trichloropropane	<18.8	18.8	ug/l	SW-846 5030/8260	7/11/95	PSF
Vinyl acetate	1.85	1.50	ug/l	SW-846 5030/8260	7/11/95	PSF
Vinyl Chloride	<5.10	5.10	ug/l	SW-846 5030/8260	7/11/95	PSF
o-Xylene	21.4	4.00	ug/l	SW-846 5030/8260	7/11/95	PSF
m+p-Xylene	70.7	5.80	ug/l	SW-846 5030/8260	7/11/95	PSF

STANDARD LABORATORIES, INC. 2315 Glenview Drive Evansville, IN 47720 PH (812) 424-2909 FAX (812) 424-0667

QUALITY ASSURANCE REPORT

Report Dated: 7/13/95

Page 1

JOB NUMBER: 9507-01224

CUSTOMER: Standard Laboratories, Inc. 55 ATTN: Scott Robbins

ANALYSIS				DUPLICATES		REFERENCE STANDARDS		MATRIX SPIKES		
ANALYSIS TYPE	ANALYSIS SUB-TYPE	ANALYSIS I.D.	ANALYZED VALUE (A)	DUPLICATE VALUE (B)	RPD	TRUE VALUE	PERCENT RECOVERY	ORIGINAL VALUE	SPIKE ADDED	PERCENT RECOVERY
PARAMETER: Ethylbenzene DETECTION LIMIT: 0.04 UNITS: ug/l				DATE/TIME ANALYZED: 7/11/95 9:00 METHOD REFERENCE: SW-846 5030/8260		QC BATCH NUMBER: 952927 TECHNICIAN: PSF				
BLANK	CALIB CHK	BATCH BLANK	<0.36							
DUP2	DUPLICATE	9507-01224-003Q			2.00					
DUPLICATE	ANALYTICAL	9507-01224-001D	8.08	7.39	9.00			306	260.00	109.00
SPIKE	ANALYTICAL	9507-01224-003S	21.8							
STANDARD	CALIB CHK	CHECK STD	30			26	115.00			
PARAMETER: Styrene DETECTION LIMIT: 0.01 UNITS: ug/l				DATE/TIME ANALYZED: 7/11/95 9:00 METHOD REFERENCE: SW-846 5030/8260		QC BATCH NUMBER: 952927 TECHNICIAN: PSF				
BLANK	CALIB CHK	BATCH BLANK	<0.13							
DUP2	DUPLICATE	9507-01224-003Q			3.00					
DUPLICATE	ANALYTICAL	9507-01224-001D	<1.30	<1.30	5.00			224	200.00	111.00
SPIKE	ANALYTICAL	9507-01224-003S	1.68							
STANDARD	CALIB CHK	CHECK STD	24			20	120.00			
PARAMETER: cis-1,3-Dichloropropene DETECTION LIMIT: 0.04 UNITS: ug/l				DATE/TIME ANALYZED: 7/11/95 9:00 METHOD REFERENCE: SW-846 5030/8260		QC BATCH NUMBER: 952927 TECHNICIAN: PSF				
BLANK	CALIB CHK	BATCH BLANK	<0.39							
DUP2	DUPLICATE	9507-01224-003Q			1.00					
DUPLICATE	ANALYTICAL	9507-01224-001D	<3.90	<3.90	80.00			480	400.00	120.00
SPIKE	ANALYTICAL	9507-01224-003S	<3.90							
STANDARD	CALIB CHK	CHECK STD	51			40	128.00			
PARAMETER: trans-1,3-Dichloropropene DETECTION LIMIT: 0.04 UNITS: ug/l				DATE/TIME ANALYZED: 7/11/95 9:00 METHOD REFERENCE: SW-846 5030/8260		QC BATCH NUMBER: 952927 TECHNICIAN: PSF				
BLANK	CALIB CHK	BATCH BLANK	<0.43							
DUP2	DUPLICATE	9507-01224-003Q			1.00					
DUPLICATE	ANALYTICAL	9507-01224-001D	<4.30	<4.30	11.00			436	400.00	109.00
SPIKE	ANALYTICAL	9507-01224-003S	<4.30							
STANDARD	CALIB CHK	CHECK STD	46			40	115.00			
PARAMETER: 1,4-Dichlorobenzene DETECTION LIMIT: 0.03 UNITS: ug/l				DATE/TIME ANALYZED: 7/11/95 9:00 METHOD REFERENCE: SW-846 5030/8260		QC BATCH NUMBER: 952927 TECHNICIAN: PSF				
BLANK	CALIB CHK	BATCH BLANK	<0.34							
DUP2	DUPLICATE	9507-01224-003Q			2.00					
DUPLICATE	ANALYTICAL	9507-01224-001D	<3.40	<3.40	13.00			205	200.00	102.00
SPIKE	ANALYTICAL	9507-01224-003S	<3.40							
STANDARD	CALIB CHK	CHECK STD	21			20	105.00			
PARAMETER: 1,2-Dibromoethane (EDB) DETECTION LIMIT: 0.02 UNITS: ug/l				DATE/TIME ANALYZED: 7/11/95 9:00 METHOD REFERENCE: SW-846 5030/8260		QC BATCH NUMBER: 952927 TECHNICIAN: PSF				
BLANK	CALIB CHK	BATCH BLANK	<0.18							
DUP2	DUPLICATE	9507-01224-003Q			3.00					
DUPLICATE	ANALYTICAL	9507-01224-001D	<1.80	<1.80	0.00			193	200.00	96.00
SPIKE	ANALYTICAL	9507-01224-003S	<1.80							
STANDARD	CALIB CHK	CHECK STD	21			20	105.00			

STANDARD LABORATORIES, INC. 2315 Glenview Drive Evansville, IN 47720 PH (812) 424-2909 FAX (812) 424-0667

NC = Not Calculable Due To Lower Than The Detection Limit

Quality Control Acceptance Criteria:

- Blanks..... Analyzed Value <= Detection Limit
- Reference Standards 100 +/- 10 Percent Recovery
- Duplicates..... 20 Percent Relative Difference, Unless Values Are Below Detection Limits
- Spikes..... 100 +/- 25 Percent Recovery

Note: Data Reported In QA Report May Be Lower Than Value On Sample Data Page Due To Dilution Of Sample Into Analytical Range

QUALITY ASSURANCE REPORT

Report Dated: 7/13/95

Page 2

JOB NUMBER: 9507-01224

CUSTOMER: Standard Laboratories, Inc. 55 ATTN: Scott Robbins

ANALYSIS				DUPLICATES		REFERENCE STANDARDS		MATRIX SPIKES		
ANALYSIS TYPE	ANALYSIS SUB-TYPE	ANALYSIS I.D.	ANALYZED VALUE (A)	DUPLICATE VALUE (B)	RPD	TRUE VALUE	PERCENT RECOVERY	ORIGINAL VALUE	SPIKE ADDED	PERCENT RECOVERY
PARAMETER: Acrolein DETECTION LIMIT: 0.37 UNITS: ug/l				DATE/TIME ANALYZED: 7/11/95 9:00 METHOD REFERENCE: SW-846 5030/8260		QC BATCH NUMBER: 952927 TECHNICIAN: PSF				
BLANK	CALIB CHK	BATCH BLANK	<3.65							
DUP2	DUPLICATE	9507-01224-003Q			30.00					
DUPLICATE	ANALYTICAL	9507-01224-001D	<36.5	<36.5	16.00			<36.5	200.00	0.00
SPIKE	ANALYTICAL	9507-01224-003S	<36.5							
STANDARD	CALIB CHK	CHECK STD	7.99			20	40.00			
PARAMETER: Allyl chloride DETECTION LIMIT: 0.09 UNITS: ug/l				DATE/TIME ANALYZED: 7/11/95 9:00 METHOD REFERENCE: SW-846 5030/8260		QC BATCH NUMBER: 952927 TECHNICIAN: PSF				
BLANK	CALIB CHK	BATCH BLANK	<0.94							
DUP2	DUPLICATE	9507-01224-003Q			4.00					
DUPLICATE	ANALYTICAL	9507-01224-001D	<9.40	<9.40	0.00			186	200.00	93.00
SPIKE	ANALYTICAL	9507-01224-003S	<9.40							
STANDARD	CALIB CHK	CHECK STD	20			20	100.00			
PARAMETER: 1,2-Dichloroethane DETECTION LIMIT: 0.04 UNITS: ug/l				DATE/TIME ANALYZED: 7/11/95 9:00 METHOD REFERENCE: SW-846 5030/8260		QC BATCH NUMBER: 952927 TECHNICIAN: PSF				
BLANK	CALIB CHK	BATCH BLANK	<0.38							
DUP2	DUPLICATE	9507-01224-003Q			3.00					
DUPLICATE	ANALYTICAL	9507-01224-001D	<3.80	<3.80	25.00			213	200.00	106.00
SPIKE	ANALYTICAL	9507-01224-003S	<3.80							
STANDARD	CALIB CHK	CHECK STD	22			20	110.00			
PARAMETER: Propionitrile DETECTION LIMIT: 0.07 UNITS: ug/l				DATE/TIME ANALYZED: 7/11/95 9:00 METHOD REFERENCE: SW-846 5030/8260		QC BATCH NUMBER: 952927 TECHNICIAN: PSF				
BLANK	CALIB CHK	BATCH BLANK	<0.68							
DUP2	DUPLICATE	9507-01224-003Q			0.00					
DUPLICATE	ANALYTICAL	9507-01224-001D	<6.80	<6.80	0.00			176	200.00	88.00
SPIKE	ANALYTICAL	9507-01224-003S	<6.80							
STANDARD	CALIB CHK	CHECK STD	20			20	100.00			
PARAMETER: Acrylonitrile DETECTION LIMIT: 0.11 UNITS: ug/l				DATE/TIME ANALYZED: 7/11/95 9:00 METHOD REFERENCE: SW-846 5030/8260		QC BATCH NUMBER: 952927 TECHNICIAN: PSF				
BLANK	CALIB CHK	BATCH BLANK	<1.08							
DUP2	DUPLICATE	9507-01224-003Q			3.00					
DUPLICATE	ANALYTICAL	9507-01224-001D	<10.8	<10.8	0.00			176	200.00	88.00
SPIKE	ANALYTICAL	9507-01224-003S	<10.8							
STANDARD	CALIB CHK	CHECK STD	21.1			20	106.00			
PARAMETER: Vinyl acetate DETECTION LIMIT: 0.02 UNITS: ug/l				DATE/TIME ANALYZED: 7/11/95 9:00 METHOD REFERENCE: SW-846 5030/8260		QC BATCH NUMBER: 952927 TECHNICIAN: PSF				
BLANK	CALIB CHK	BATCH BLANK	<0.15							
DUP2	DUPLICATE	9507-01224-003Q			0.00					
DUPLICATE	ANALYTICAL	9507-01224-001D	<1.50	<1.50	77.00			190	200.00	94.00
SPIKE	ANALYTICAL	9507-01224-003S	1.85							
STANDARD	CALIB CHK	CHECK STD	20			20	100.00			

STANDARD LABORATORIES, INC. 2315 Glenview Drive Evansville, IN 47720 PH (812) 424-2909 FAX (812) 424-0667

NC = Not Calculable Due To Lower Than The Detection Limit

Quality Control Acceptance Criteria:

Blanks..... Analyzed Value <= Detection Limit
 Reference Standards 100 +/- 10 Percent Recovery
 Duplicates..... 20 Percent Relative Difference, Unless Values Are Below Detection Limits
 Spikes..... 100 +/- 25 Percent Recovery

Note: Data Reported In QA Report May Be Lower Than Value On Sample Data Page Due To Dilution Of Sample Into Analytical Range

QUALITY ASSURANCE REPORT

Report Dated: 7/13/95

Page 3

JOB NUMBER: 9507-01224

CUSTOMER: Standard Laboratories, Inc. 55 ATTN: Scott Robbins

ANALYSIS				DUPLICATES			REFERENCE STANDARDS		MATRIX SPIKES		
ANALYSIS TYPE	ANALYSIS SUB-TYPE	ANALYSIS I.D.	ANALYZED VALUE (A)	DUPLICATE VALUE (B)	RPD	TRUE VALUE	PERCENT RECOVERY	ORIGINAL VALUE	SPIKE ADDED	PERCENT RECOVERY	
PARAMETER: 4-Methyl-2-pentanone DETECTION LIMIT: 0.10 UNITS: ug/l				DATE/TIME ANALYZED: 7/11/95 9:00 METHOD REFERENCE: SW-846 5030/8260			QC BATCH NUMBER: 952927 TECHNICIAN: PSF				
BLANK	CALIB CHK	BATCH BLANK	<1.00		3.00						
DUP2	DUPLICATE	9507-01224-003Q			35.00						
DUPLICATE	ANALYTICAL	9507-01224-001D	<10.0	<10.0				171	200.00	85.00	
SPIKE	ANALYTICAL	9507-01224-003S	<10.0								
STANDARD	CALIB CHK	CHECK STD	19.3			20	97.00				
PARAMETER: Toluene DETECTION LIMIT: 0.03 UNITS: ug/l				DATE/TIME ANALYZED: 7/11/95 9:00 METHOD REFERENCE: SW-846 5030/8260			QC BATCH NUMBER: 952927 TECHNICIAN: PSF				
BLANK	CALIB CHK	BATCH BLANK	<0.31		2.00						
DUP2	DUPLICATE	9507-01224-003Q			6.00						
DUPLICATE	ANALYTICAL	9507-01224-001D	59.6	56.2				300	200.00	106.00	
SPIKE	ANALYTICAL	9507-01224-003S	87.1								
STANDARD	CALIB CHK	CHECK STD	24			20	120.00				
PARAMETER: Chlorobenzene DETECTION LIMIT: 0.01 UNITS: ug/l				DATE/TIME ANALYZED: 7/11/95 9:00 METHOD REFERENCE: SW-846 5030/8260			QC BATCH NUMBER: 952927 TECHNICIAN: PSF				
BLANK	CALIB CHK	BATCH BLANK	<0.13		3.00						
DUP2	DUPLICATE	9507-01224-003Q			6.00						
DUPLICATE	ANALYTICAL	9507-01224-001D	<1.30	<1.30							
SPIKE	ANALYTICAL	9507-01224-003S	<1.30					203	200.00	101.00	
STANDARD	CALIB CHK	CHECK STD	21			20	105.00				
PARAMETER: trans-1,4-Dichloro-2-butene DETECTION LIMIT: 0.07 UNITS: ug/l				DATE/TIME ANALYZED: 7/11/95 9:00 METHOD REFERENCE: SW-846 5030/8260			QC BATCH NUMBER: 952927 TECHNICIAN: PSF				
BLANK	CALIB CHK	BATCH BLANK	<0.66		1.00						
DUP2	DUPLICATE	9507-01224-003Q			117.00						
DUPLICATE	ANALYTICAL	9507-01224-001D	<6.60	<6.60				349	400.00	83.00	
SPIKE	ANALYTICAL	9507-01224-003S	16.0								
STANDARD	CALIB CHK	CHECK STD	42			40	105.00				
PARAMETER: 2-Chloroethylvinyl ether DETECTION LIMIT: 0.05 UNITS: ug/l				DATE/TIME ANALYZED: 7/11/95 9:00 METHOD REFERENCE: SW-846 5030/8260			QC BATCH NUMBER: 952927 TECHNICIAN: PSF				
BLANK	CALIB CHK	BATCH BLANK	<0.53		3.00						
DUP2	DUPLICATE	9507-01224-003Q			117.00						
DUPLICATE	ANALYTICAL	9507-01224-001D	<5.30	<5.30				398	400.00	99.00	
SPIKE	ANALYTICAL	9507-01224-003S	<5.30								
STANDARD	CALIB CHK	CHECK STD	33			40	83.00				
PARAMETER: 1,2,4-Trichlorobenzene DETECTION LIMIT: 0.08 UNITS: ug/l				DATE/TIME ANALYZED: 7/11/95 9:00 METHOD REFERENCE: SW-846 5030/8260			QC BATCH NUMBER: 952927 TECHNICIAN: PSF				
BLANK	CALIB CHK	BATCH BLANK	<0.79		0.00						
DUP2	DUPLICATE	9507-01224-003Q			29.00						
DUPLICATE	ANALYTICAL	9507-01224-001D	<7.90	<7.90				209	200.00	102.00	
SPIKE	ANALYTICAL	9507-01224-003S	<7.90								
STANDARD	CALIB CHK	CHECK STD	23			20	115.00				

STANDARD LABORATORIES, INC. 2315 Glenview Drive Evansville, IN 47720 PH (812) 424-2909 FAX (812) 424-0667

NC = Not Calculable Due To Lower Than The Detection Limit

Quality Control Acceptance Criteria:

Blanks..... Analyzed Value <= Detection Limit
 Reference Standards 100 +/- 10 Percent Recovery
 Duplicates..... 20 Percent Relative Difference, Unless Values Are Below Detection Limits
 Spikes..... 100 +/- 25 Percent Recovery

Note: Data Reported In QA Report May Be Lower Than Value On Sample Data Page Due To Dilution Of Sample Into Analytical Range

QUALITY ASSURANCE REPORT

Report Dated: 7/13/95

Page 4

JOB NUMBER: 9507-01224

CUSTOMER: Standard Laboratories, Inc. 55 ATTN: Scott Robbins

ANALYSIS				DUPLICATES		REFERENCE STANDARDS		MATRIX SPIKES		
ANALYSIS TYPE	ANALYSIS SUB-TYPE	ANALYSIS I.D.	ANALYZED VALUE (A)	DUPLICATE VALUE (B)	RPD	TRUE VALUE	PERCENT RECOVERY	ORIGINAL VALUE	SPIKE ADDED	PERCENT RECOVERY
PARAMETER: Chlorodibromomethane DETECTION LIMIT: 0.02 UNITS: ug/l				DATE/TIME ANALYZED: 7/11/95 9:00 METHOD REFERENCE: SW-846 5030/8260		QC BATCH NUMBER: 952927 TECHNICIAN: PSF				
BLANK	CALIB CHK	BATCH BLANK	<0.18							
DUP2	DUPLICATE	9507-01224-003Q			3.00					
DUPLICATE	ANALYTICAL	9507-01224-001D	<1.80	<1.80	0.00			202	200.00	101.00
SPIKE	ANALYTICAL	9507-01224-003S	<1.80							
STANDARD	CALIB CHK	CHECK STD	21			20	105.00			
PARAMETER: 2-Chloro-1,3-Butadiene DETECTION LIMIT: 0.03 UNITS: ug/l				DATE/TIME ANALYZED: 7/11/95 9:00 METHOD REFERENCE: SW-846 5030/8260		QC BATCH NUMBER: 952927 TECHNICIAN: PSF				
BLANK	CALIB CHK	BATCH BLANK	<0.30							
DUP2	DUPLICATE	9507-01224-003Q			0.00					
DUPLICATE	ANALYTICAL	9507-01224-001D	<3.00	<3.00	71.00			211	200.00	105.00
SPIKE	ANALYTICAL	9507-01224-003S	<3.00							
STANDARD	CALIB CHK	CHECK STD	23			20	115.00			
PARAMETER: Tetrachloroethene DETECTION LIMIT: 0.05 UNITS: ug/l				DATE/TIME ANALYZED: 7/11/95 9:00 METHOD REFERENCE: SW-846 5030/8260		QC BATCH NUMBER: 952927 TECHNICIAN: PSF				
BLANK	CALIB CHK	BATCH BLANK	<0.52							
DUP2	DUPLICATE	9507-01224-003Q			2.00					
DUPLICATE	ANALYTICAL	9507-01224-001D	17.6	15.8	11.00					
SPIKE	ANALYTICAL	9507-01224-003S	34.5					423	290.00	134.00
STANDARD	CALIB CHK	CHECK STD	39			29	134.00			
PARAMETER: cis-1,4-Dichloro-2-butene DETECTION LIMIT: 0.08 UNITS: ug/l				DATE/TIME ANALYZED: 7/11/95 9:00 METHOD REFERENCE: SW-846 5030/8260		QC BATCH NUMBER: 952927 TECHNICIAN: PSF				
BLANK	CALIB CHK	BATCH BLANK	<0.80							
DUP2	DUPLICATE	9507-01224-003Q			2.00					
DUPLICATE	ANALYTICAL	9507-01224-001D	<8.00	<8.00	20.00					
SPIKE	ANALYTICAL	9507-01224-003S	<8.00					352	400.00	88.00
STANDARD	CALIB CHK	CHECK STD	43			40	108.00			
PARAMETER: trans-1,2-Dichloroethene DETECTION LIMIT: 0.04 UNITS: ug/l				DATE/TIME ANALYZED: 7/11/95 9:00 METHOD REFERENCE: SW-846 5030/8260		QC BATCH NUMBER: 952927 TECHNICIAN: PSF				
BLANK	CALIB CHK	BATCH BLANK	<0.39							
DUP2	DUPLICATE	9507-01224-003Q			4.00					
DUPLICATE	ANALYTICAL	9507-01224-001D	<3.90	<3.90	6.00			201	200.00	100.00
SPIKE	ANALYTICAL	9507-01224-003S	<3.90							
STANDARD	CALIB CHK	CHECK STD	21			20	105.00			
PARAMETER: 1,3-Dichlorobenzene DETECTION LIMIT: 0.04 UNITS: ug/l				DATE/TIME ANALYZED: 7/11/95 9:00 METHOD REFERENCE: SW-846 5030/8260		QC BATCH NUMBER: 952927 TECHNICIAN: PSF				
BLANK	CALIB CHK	BATCH BLANK	<0.43							
DUP2	DUPLICATE	9507-01224-003Q			2.00					
DUPLICATE	ANALYTICAL	9507-01224-001D	<4.30	<4.30	15.00					
SPIKE	ANALYTICAL	9507-01224-003S	<4.30					203	200.00	101.00
STANDARD	CALIB CHK	CHECK STD	21			20	105.00			

STANDARD LABORATORIES, INC. 2315 Glenview Drive Evansville, IN 47720 PH (812) 424-2909 FAX (812) 424-0667

NC = Not Calculable Due To Lower Than The Detection Limit

Quality Control Acceptance Criteria:

- Blanks..... Analyzed Value <= Detection Limit
- Reference Standards 100 +/- 10 Percent Recovery
- Duplicates..... 20 Percent Relative Difference, Unless Values Are Below Detection Limits
- Spikes..... 100 +/- 25 Percent Recovery

Note: Data Reported In QA Report May Be Lower Than Value On Sample Data Page Due To Dilution Of Sample Into Analytical Range

QUALITY ASSURANCE REPORT

Report Dated: 7/13/95

Page 5

JOB NUMBER: 9507-01224

CUSTOMER: Standard Laboratories, Inc. 55 ATTN: Scott Robbins

ANALYSIS				DUPLICATES			REFERENCE STANDARDS		MATRIX SPIKES		
ANALYSIS TYPE	ANALYSIS SUB-TYPE	ANALYSIS T.D.	ANALYZED VALUE (A)	DUPLICATE VALUE (B)	RPD	TRUE VALUE	PERCENT RECOVERY	ORIGINAL VALUE	SPIKE ADDED	PERCENT RECOVERY	
PARAMETER: Carbon tetrachloride DETECTION LIMIT: 0.05 UNITS: ug/l				DATE/TIME ANALYZED: 7/11/95 9:00 METHOD REFERENCE: SW-846 5030/8260			QC BATCH NUMBER: 952927 TECHNICIAN: PSF				
BLANK	CALIB CHK	BATCH BLANK	<0.50								
DUP2	DUPLICATE	9507-01224-003Q			2.00						
DUPLICATE	ANALYTICAL	9507-01224-001D	<5.00	<5.00	63.00			209	200.00	104.00	
SPIKE	ANALYTICAL	9507-01224-003S	<5.00								
STANDARD	CALIB CHK	CHECK STD	21			20	105.00				
PARAMETER: 2-Hexanone DETECTION LIMIT: 0.11 UNITS: ug/l				DATE/TIME ANALYZED: 7/11/95 9:00 METHOD REFERENCE: SW-846 5030/8260			QC BATCH NUMBER: 952927 TECHNICIAN: PSF				
BLANK	CALIB CHK	BATCH BLANK	<1.09								
DUP2	DUPLICATE	9507-01224-003Q			3.00						
DUPLICATE	ANALYTICAL	9507-01224-001D	<10.9	<10.9	165.00			169	200.00	82.00	
SPIKE	ANALYTICAL	9507-01224-003S	<10.9								
STANDARD	CALIB CHK	CHECK STD	19.5			20	98.00				
PARAMETER: 1,1,1,2-Tetrachloroethane DETECTION LIMIT: 0.04 UNITS: ug/l				DATE/TIME ANALYZED: 7/11/95 9:00 METHOD REFERENCE: SW-846 5030/8260			QC BATCH NUMBER: 952927 TECHNICIAN: PSF				
BLANK	CALIB CHK	BATCH BLANK	<0.38								
DUP2	DUPLICATE	9507-01224-003Q			2.00						
DUPLICATE	ANALYTICAL	9507-01224-001D	<3.80	<3.80	0.00						
SPIKE	ANALYTICAL	9507-01224-003S	<3.80					194	200.00	97.00	
STANDARD	CALIB CHK	CHECK STD	21			20	105.00				
PARAMETER: Acetone DETECTION LIMIT: 1.17 UNITS: ug/l				DATE/TIME ANALYZED: 7/11/95 9:00 METHOD REFERENCE: SW-846 5030/8260			QC BATCH NUMBER: 952927 TECHNICIAN: PSF				
BLANK	CALIB CHK	BATCH BLANK	<11.6								
DUP2	DUPLICATE	9507-01224-003Q			6.00						
DUPLICATE	ANALYTICAL	9507-01224-001D	487	509	4.00						
SPIKE	ANALYTICAL	9507-01224-003S	170					445	200.00	138.00	
STANDARD	CALIB CHK	CHECK STD	23.0			20	115.00				
PARAMETER: Chloroform DETECTION LIMIT: 0.07 UNITS: ug/l				DATE/TIME ANALYZED: 7/11/95 9:00 METHOD REFERENCE: SW-846 5030/8260			QC BATCH NUMBER: 952927 TECHNICIAN: PSF				
BLANK	CALIB CHK	BATCH BLANK	<0.74								
DUP2	DUPLICATE	9507-01224-003Q			3.00						
DUPLICATE	ANALYTICAL	9507-01224-001D	<7.40	7.70	7.00						
SPIKE	ANALYTICAL	9507-01224-003S	<7.40					204	200.00	98.00	
STANDARD	CALIB CHK	CHECK STD	21			20	105.00				
PARAMETER: Hexachloroethane DETECTION LIMIT: 0.02 UNITS: ug/l				DATE/TIME ANALYZED: 7/11/95 9:00 METHOD REFERENCE: SW-846 5030/8260			QC BATCH NUMBER: 952927 TECHNICIAN: PSF				
BLANK	CALIB CHK	BATCH BLANK	<0.24								
DUP2	DUPLICATE	9507-01224-003Q			1.00						
DUPLICATE	ANALYTICAL	9507-01224-001D	<2.40	<2.40	33.00						
SPIKE	ANALYTICAL	9507-01224-003S	<2.40					160	200.00	80.00	
STANDARD	CALIB CHK	CHECK STD	18			20	90.00				

STANDARD LABORATORIES, INC. 2315 Glenview Drive Evansville, IN 47720 PH (812) 424-2909 FAX (812) 424-0667

NC = Not Calculable Due To Lower Than The Detection Limit

Quality Control Acceptance Criteria:

Blanks Analyzed Value <= Detection Limit
 Reference Standards 100 +/- 10 Percent Recovery
 Duplicates 20 Percent Relative Difference, Unless Values Are Below Detection Limits
 Spikes 100 +/- 25 Percent Recovery

Note: Data Reported In QA Report May Be Lower Than Value On Sample Data Page Due To Dilution Of Sample Into Analytical Range

QUALITY ASSURANCE REPORT

Report Dated: 7/13/95

Page 6

JOB NUMBER: 9507-01224

CUSTOMER: Standard Laboratories, Inc. 55 ATTN: Scott Robbins

ANALYSIS				DUPLICATES		REFERENCE STANDARDS		MATRIX SPIKES		
ANALYSIS TYPE	ANALYSIS SUB-TYPE	ANALYSIS I.D.	ANALYZED VALUE (A)	DUPLICATE VALUE (B)	RPD	TRUE VALUE	PERCENT RECOVERY	ORIGINAL VALUE	SPIKE ADDED	PERCENT RECOVERY
PARAMETER: Benzene DETECTION LIMIT: 0.02 UNITS: ug/l			DATE/TIME ANALYZED: 7/11/95 9:00 METHOD REFERENCE: SW-846 5030/8260			QC BATCH NUMBER: 952927 TECHNICIAN: PSF				
BLANK	CALIB CHK	BATCH BLANK	<0.16							
DUP2	DUPLICATE	9507-01224-003Q			2.00					
DUPLICATE	ANALYTICAL	9507-01224-001D	7.11	6.89	3.00			198	200.00	96.00
SPIKE	ANALYTICAL	9507-01224-003S	5.98							
STANDARD	CALIB CHK	CHECK STD	20			20	100.00			
PARAMETER: 1,1,1-Trichloroethane DETECTION LIMIT: 0.04 UNITS: ug/l			DATE/TIME ANALYZED: 7/11/95 9:00 METHOD REFERENCE: SW-846 5030/8260			QC BATCH NUMBER: 952927 TECHNICIAN: PSF				
BLANK	CALIB CHK	BATCH BLANK	<0.36							
DUP2	DUPLICATE	9507-01224-003Q			3.00					
DUPLICATE	ANALYTICAL	9507-01224-001D	132	115	14.00			370	200.00	105.00
SPIKE	ANALYTICAL	9507-01224-003S	160							
STANDARD	CALIB CHK	CHECK STD	22			20	110.00			
PARAMETER: Bromomethane DETECTION LIMIT: 0.25 UNITS: ug/l			DATE/TIME ANALYZED: 7/11/95 9:00 METHOD REFERENCE: SW-846 5030/8260			QC BATCH NUMBER: 952927 TECHNICIAN: PSF				
BLANK	CALIB CHK	BATCH BLANK	<2.49							
DUP2	DUPLICATE	9507-01224-003Q			7.00					
DUPLICATE	ANALYTICAL	9507-01224-001D	<24.9	<24.9	35.00					
SPIKE	ANALYTICAL	9507-01224-003S	<24.9					225	200.00	105.00
STANDARD	CALIB CHK	CHECK STD	25.1			20	126.00			
PARAMETER: Chloromethane DETECTION LIMIT: 0.06 UNITS: ug/l			DATE/TIME ANALYZED: 7/11/95 9:00 METHOD REFERENCE: SW-846 5030/8260			QC BATCH NUMBER: 952927 TECHNICIAN: PSF				
BLANK	CALIB CHK	BATCH BLANK	<0.60							
DUP2	DUPLICATE	9507-01224-003Q			2.00					
DUPLICATE	ANALYTICAL	9507-01224-001D	<6.00	<6.00	200.00					
SPIKE	ANALYTICAL	9507-01224-003S	<6.00					148	200.00	73.00
STANDARD	CALIB CHK	CHECK STD	17			20	85.00			
PARAMETER: Iodomethane DETECTION LIMIT: 0.04 UNITS: ug/l			DATE/TIME ANALYZED: 7/11/95 9:00 METHOD REFERENCE: SW-846 5030/8260			QC BATCH NUMBER: 952927 TECHNICIAN: PSF				
BLANK	CALIB CHK	BATCH BLANK	<0.43							
DUP2	DUPLICATE	9507-01224-003Q			4.00					
DUPLICATE	ANALYTICAL	9507-01224-001D	<4.30	<4.30	186.00					
SPIKE	ANALYTICAL	9507-01224-003S	<4.30					240	200.00	119.00
STANDARD	CALIB CHK	CHECK STD	31			20	155.00			
PARAMETER: Dibromomethane DETECTION LIMIT: 0.03 UNITS: ug/l			DATE/TIME ANALYZED: 7/11/95 9:00 METHOD REFERENCE: SW-846 5030/8260			QC BATCH NUMBER: 952927 TECHNICIAN: PSF				
BLANK	CALIB CHK	BATCH BLANK	<0.28							
DUP2	DUPLICATE	9507-01224-003Q			3.00					
DUPLICATE	ANALYTICAL	9507-01224-001D	<2.80	<2.80	0.00					
SPIKE	ANALYTICAL	9507-01224-003S	<2.80					201	200.00	100.00
STANDARD	CALIB CHK	CHECK STD	21			20	105.00			

STANDARD LABORATORIES, INC. 2315 Glenview Drive Evansville, IN 47720 PH (812) 424-2909 FAX (812) 424-0667

NC = Not Calculable Due To Lower Than The Detection Limit

Quality Control Acceptance Criteria:

Blanks..... Analyzed Value <= Detection Limit
 Reference Standards 100 +/- 10 Percent Recovery
 Duplicates..... 20 Percent Relative Difference, Unless Values Are Below Detection Limits
 Spikes..... 100 +/- 25 Percent Recovery

Note: Data Reported In QA Report May Be Lower Than Value On Sample Data Page Due To Dilution Of Sample Into Analytical Range

QUALITY ASSURANCE REPORT

Report Dated: 7/13/95

Page 7

JOB NUMBER: 9507-01224

CUSTOMER: Standard Laboratories, Inc. 55 ATTN: Scott Robbins

ANALYSIS				DUPLICATES		REFERENCE STANDARDS		MATRIX SPIKES			
ANALYSIS TYPE	ANALYSIS SUB-TYPE	ANALYSIS I.D.	ANALYZED VALUE (A)	DUPLICATE VALUE (B)	RPD	TRUE VALUE	PERCENT RECOVERY	ORIGINAL VALUE	SPIKE ADDED	PERCENT RECOVERY	
PARAMETER: Bromochloromethane DETECTION LIMIT: 0.06 UNITS: ug/l				DATE/TIME ANALYZED: 7/11/95 9:00 METHOD REFERENCE: SW-846 5030/8260				QC BATCH NUMBER: 952927 TECHNICIAN: PSF			
BLANK	CALIB CHK	BATCH BLANK	<0.59								
DUP2	DUPLICATE	9507-01224-003Q			2.00						
DUPLICATE	ANALYTICAL	9507-01224-001D	<5.90	<5.90	0.00			200	200.00	100.00	
SPIKE	ANALYTICAL	9507-01224-003S	<5.90								
STANDARD	CALIB CHK	CHECK STD	22			20	110.00				
PARAMETER: Chloroethane DETECTION LIMIT: 0.64 UNITS: ug/l				DATE/TIME ANALYZED: 7/11/95 9:00 METHOD REFERENCE: SW-846 5030/8260				QC BATCH NUMBER: 952927 TECHNICIAN: PSF			
BLANK	CALIB CHK	BATCH BLANK	<6.80								
DUP2	DUPLICATE	9507-01224-003Q			6.00						
DUPLICATE	ANALYTICAL	9507-01224-001D	<68.0	<68.0	81.00			205	200.00	102.00	
SPIKE	ANALYTICAL	9507-01224-003S	<68.0								
STANDARD	CALIB CHK	CHECK STD	28.3			20	142.00				
PARAMETER: Vinyl Chloride DETECTION LIMIT: 0.05 UNITS: ug/l				DATE/TIME ANALYZED: 7/11/95 9:00 METHOD REFERENCE: SW-846 5030/8260				QC BATCH NUMBER: 952927 TECHNICIAN: PSF			
BLANK	CALIB CHK	BATCH BLANK	<0.51								
DUP2	DUPLICATE	9507-01224-003Q			1.00						
DUPLICATE	ANALYTICAL	9507-01224-001D	<5.10	<5.10	0.00						
SPIKE	ANALYTICAL	9507-01224-003S	<5.10					181	200.00	90.00	
STANDARD	CALIB CHK	CHECK STD	18			20	90.00				
PARAMETER: Acetonitrile DETECTION LIMIT: 0.04 UNITS: ug/l				DATE/TIME ANALYZED: 7/11/95 9:00 METHOD REFERENCE: SW-846 5030/8260				QC BATCH NUMBER: 952927 TECHNICIAN: PSF			
BLANK	CALIB CHK	BATCH BLANK	<0.35								
DUP2	DUPLICATE	9507-01224-003Q			1.00						
DUPLICATE	ANALYTICAL	9507-01224-001D	<3.50	<3.50	99.00						
SPIKE	ANALYTICAL	9507-01224-003S	<3.50					155	200.00	77.00	
STANDARD	CALIB CHK	CHECK STD	22			20	110.00				
PARAMETER: Methylene chloride DETECTION LIMIT: 0.98 UNITS: ug/l				DATE/TIME ANALYZED: 7/11/95 9:00 METHOD REFERENCE: SW-846 5030/8260				QC BATCH NUMBER: 952927 TECHNICIAN: PSF			
BLANK	CALIB CHK	BATCH BLANK	<9.84								
DUP2	DUPLICATE	9507-01224-003Q			10.00						
DUPLICATE	ANALYTICAL	9507-01224-001D	316	120	90.00						
SPIKE	ANALYTICAL	9507-01224-003S	188					313	200.00	63.00	
STANDARD	CALIB CHK	CHECK STD	28.5			20	143.00				
PARAMETER: Carbon disulfide DETECTION LIMIT: 0.02 UNITS: ug/l				DATE/TIME ANALYZED: 7/11/95 9:00 METHOD REFERENCE: SW-846 5030/8260				QC BATCH NUMBER: 952927 TECHNICIAN: PSF			
BLANK	CALIB CHK	BATCH BLANK	<0.16								
DUP2	DUPLICATE	9507-01224-003Q			2.00						
DUPLICATE	ANALYTICAL	9507-01224-001D	<1.60	<1.60	100.00						
SPIKE	ANALYTICAL	9507-01224-003S	2.54					148	200.00	73.00	
STANDARD	CALIB CHK	CHECK STD	19			20	95.00				

STANDARD LABORATORIES, INC. 2315 Glenview Drive Evansville, IN 47720 PH (812) 424-2909 FAX (812) 424-0667

NC = Not Calculable Due To Lower Than The Detection Limit

Quality Control Acceptance Criteria:

Blanks..... Analyzed Value <= Detection Limit
Reference Standards 100 +/- 10 Percent Recovery
Duplicats..... 20 Percent Relative Difference, Unless Values Are Below Detection Limits
Spikes..... 100 +/- 25 Percent Recovery

Note: Data Reported In QA Report May Be Lower Than Value On Sample Data Page Due To Dilution Of Sample Into Analytical Range

QUALITY ASSURANCE REPORT

Report Dated: 7/13/95

Page 8

JOB NUMBER: 9507-01224

CUSTOMER: Standard Laboratories, Inc. 55 ATTN: Scott Robbins

ANALYSIS				DUPLICATES		REFERENCE STANDARDS		MATRIX SPIKES		
ANALYSIS TYPE	ANALYSIS SUB-TYPE	ANALYSIS I.D.	ANALYZED VALUE (A)	DUPLICATE VALUE (B)	RPD	TRUE VALUE	PERCENT RECOVERY	ORIGINAL VALUE	SPIKE ADDED	PERCENT RECOVERY
PARAMETER: Bromoform (Tribromomethane)				DATE/TIME ANALYZED: 7/11/95 9:00		METHOD REFERENCE: SW-846 5030/8260		QC BATCH NUMBER: 952927		
DETECTION LIMIT: 0.03 UNITS: ug/l				METHOD REFERENCE: SW-846 5030/8260		TECHNICIAN: PSF				
BLANK	CALIB CHK	BATCH BLANK	<0.26							
DUP2	DUPLICATE	9507-01224-003Q			3.00					
DUPLICATE	ANALYTICAL	9507-01224-001D	<2.60	<2.60	0.00			182	200.00	91.00
SPIKE	ANALYTICAL	9507-01224-003S	<2.60							
STANDARD	CALIB CHK	CHECK STD	20			20	100.00			
PARAMETER: Bromodichloromethane				DATE/TIME ANALYZED: 7/11/95 9:00		METHOD REFERENCE: SW-846 5030/8260		QC BATCH NUMBER: 952927		
DETECTION LIMIT: 0.03 UNITS: ug/l				METHOD REFERENCE: SW-846 5030/8260		TECHNICIAN: PSF				
BLANK	CALIB CHK	BATCH BLANK	<0.28							
DUP2	DUPLICATE	9507-01224-003Q			2.00					
DUPLICATE	ANALYTICAL	9507-01224-001D	<2.80	<2.80	50.00			195	200.00	97.00
SPIKE	ANALYTICAL	9507-01224-003S	<2.80							
STANDARD	CALIB CHK	CHECK STD	21			20	105.00			
PARAMETER: 1,1-Dichloroethane				DATE/TIME ANALYZED: 7/11/95 9:00		METHOD REFERENCE: SW-846 5030/8260		QC BATCH NUMBER: 952927		
DETECTION LIMIT: 0.02 UNITS: ug/l				METHOD REFERENCE: SW-846 5030/8260		TECHNICIAN: PSF				
BLANK	CALIB CHK	BATCH BLANK	<0.16							
DUP2	DUPLICATE	9507-01224-003Q			4.00					
DUPLICATE	ANALYTICAL	9507-01224-001D	28.0	31.8	13.00					
SPIKE	ANALYTICAL	9507-01224-003S	22.7					217	200.00	97.00
STANDARD	CALIB CHK	CHECK STD	21			20	105.00			
PARAMETER: 1,1-Dichloroethane				DATE/TIME ANALYZED: 7/11/95 9:00		METHOD REFERENCE: SW-846 5030/8260		QC BATCH NUMBER: 952927		
DETECTION LIMIT: 0.04 UNITS: ug/l				METHOD REFERENCE: SW-846 5030/8260		TECHNICIAN: PSF				
BLANK	CALIB CHK	BATCH BLANK	0.81							
DUP2	DUPLICATE	9507-01224-003Q			2.00					
DUPLICATE	ANALYTICAL	9507-01224-001D	16.2	20.0	21.00					
SPIKE	ANALYTICAL	9507-01224-003S	<4.30					79.3	200.00	38.00
STANDARD	CALIB CHK	CHECK STD	9.2			20	46.00			
PARAMETER: Trichlorofluoromethane				DATE/TIME ANALYZED: 7/11/95 9:00		METHOD REFERENCE: SW-846 5030/8260		QC BATCH NUMBER: 952927		
DETECTION LIMIT: 0.03 UNITS: ug/l				METHOD REFERENCE: SW-846 5030/8260		TECHNICIAN: PSF				
BLANK	CALIB CHK	BATCH BLANK	<0.26							
DUP2	DUPLICATE	9507-01224-003Q			3.00					
DUPLICATE	ANALYTICAL	9507-01224-001D	<2.60	<2.60	0.00			31.7	200.00	16.00
SPIKE	ANALYTICAL	9507-01224-003S	<2.60							
STANDARD	CALIB CHK	CHECK STD	18			20	90.00			
PARAMETER: Dichlorodifluoromethane				DATE/TIME ANALYZED: 7/11/95 9:00		METHOD REFERENCE: SW-846 5030/8260		QC BATCH NUMBER: 952927		
DETECTION LIMIT: 0.07 UNITS: ug/l				METHOD REFERENCE: SW-846 5030/8260		TECHNICIAN: PSF				
BLANK	CALIB CHK	BATCH BLANK	<0.70							
DUP2	DUPLICATE	9507-01224-003Q			0.00					
DUPLICATE	ANALYTICAL	9507-01224-001D	<7.00	<7.00	13.00					
SPIKE	ANALYTICAL	9507-01224-003S	<7.00					178	200.00	88.00
STANDARD	CALIB CHK	CHECK STD	19			20	95.00			

STANDARD LABORATORIES, INC. 2315 Glenview Drive Evansville, IN 47720 PH (812) 424-2909 FAX (812) 424-0667

NC = Not Calculable Due To Lower Than The Detection Limit

Quality Control Acceptance Criteria:

Blanks..... Analyzed Value <= Detection Limit
 Reference Standards 100 +/- 10 Percent Recovery
 Duplicates..... 20 Percent Relative Difference, Unless Values Are Below Detection Limits
 Spikes..... 100 +/- 25 Percent Recovery

Note: Data Reported In QA Report May Be Lower Than Value On Sample Data Page Due To Dilution Of Sample Into Analytical Range

QUALITY ASSURANCE REPORT

Report Dated: 7/13/95

Page 9

JOB NUMBER: 9507-01224

CUSTOMER: Standard Laboratories, Inc. 55 ATTN: Scott Robbins

ANALYSIS				DUPLICATES			REFERENCE STANDARDS		MATRIX SPIKES		
ANALYSIS TYPE	ANALYSIS SUB-TYPE	ANALYSIS I.D.	ANALYZED VALUE (A)	DUPLICATE VALUE (B)	RPD	TRUE VALUE	PERCENT RECOVERY	ORIGINAL VALUE	SPIKE ADDED	PERCENT RECOVERY	
PARAMETER: Pentachloroethane DETECTION LIMIT: 0.02 UNITS: ug/l				DATE/TIME ANALYZED: 7/11/95 9:00 METHOD REFERENCE: SW-846 5030/8260			QC BATCH NUMBER: 952927 TECHNICIAN: PSF				
BLANK	CALIB CHK	BATCH BLANK	<0.15								
DUP2	DUPLICATE	9507-01224-003Q			1.00						
DUPLICATE	ANALYTICAL	9507-01224-001D	<1.50	<1.50	0.00			171	200.00	85.00	
SPIKE	ANALYTICAL	9507-01224-003S	<1.50								
STANDARD	CALIB CHK	CHECK STD	21			20	105.00				
PARAMETER: Isobutyl alcohol DETECTION LIMIT: 0.01 UNITS: ug/l				DATE/TIME ANALYZED: 7/11/95 9:00 METHOD REFERENCE: SW-846 5030/8260			QC BATCH NUMBER: 952927 TECHNICIAN: PSF				
BLANK	CALIB CHK	BATCH BLANK	0.35								
DUP2	DUPLICATE	9507-01224-003Q			50.00						
DUPLICATE	ANALYTICAL	9507-01224-001D	30.2	19.1	45.00			12.9	200.00	11.00	
SPIKE	ANALYTICAL	9507-01224-003S	35.1								
STANDARD	CALIB CHK	CHECK STD	21			20	105.00				
PARAMETER: 1,2-Dichloropropane DETECTION LIMIT: 0.04 UNITS: ug/l				DATE/TIME ANALYZED: 7/11/95 9:00 METHOD REFERENCE: SW-846 5030/8260			QC BATCH NUMBER: 952927 TECHNICIAN: PSF				
BLANK	CALIB CHK	BATCH BLANK	<0.35								
DUP2	DUPLICATE	9507-01224-003Q			3.00						
DUPLICATE	ANALYTICAL	9507-01224-001D	<3.50	<3.50	76.00						
SPIKE	ANALYTICAL	9507-01224-003S	<3.50					191	200.00	95.00	
STANDARD	CALIB CHK	CHECK STD	20			20	100.00				
PARAMETER: 2-Butanone (MEK) DETECTION LIMIT: 0.32 UNITS: ug/l				DATE/TIME ANALYZED: 7/11/95 9:00 METHOD REFERENCE: SW-846 5030/8260			QC BATCH NUMBER: 952927 TECHNICIAN: PSF				
BLANK	CALIB CHK	BATCH BLANK	<3.23								
DUP2	DUPLICATE	9507-01224-003Q			4.00						
DUPLICATE	ANALYTICAL	9507-01224-001D	59.6	63.8	7.00						
SPIKE	ANALYTICAL	9507-01224-003S	47.8					252	200.00	102.00	
STANDARD	CALIB CHK	CHECK STD	22.6			20	113.00				
PARAMETER: 1,1,2-Trichloroethane DETECTION LIMIT: 0.02 UNITS: ug/l				DATE/TIME ANALYZED: 7/11/95 9:00 METHOD REFERENCE: SW-846 5030/8260			QC BATCH NUMBER: 952927 TECHNICIAN: PSF				
BLANK	CALIB CHK	BATCH BLANK	<0.22								
DUP2	DUPLICATE	9507-01224-003Q			3.00						
DUPLICATE	ANALYTICAL	9507-01224-001D	4.14	4.15	0.00						
SPIKE	ANALYTICAL	9507-01224-003S	5.70					189	200.00	92.00	
STANDARD	CALIB CHK	CHECK STD	20			20	100.00				
PARAMETER: Trichloroethane DETECTION LIMIT: 0.04 UNITS: ug/l				DATE/TIME ANALYZED: 7/11/95 9:00 METHOD REFERENCE: SW-846 5030/8260			QC BATCH NUMBER: 952927 TECHNICIAN: PSF				
BLANK	CALIB CHK	BATCH BLANK	<0.38								
DUP2	DUPLICATE	9507-01224-003Q			2.00						
DUPLICATE	ANALYTICAL	9507-01224-001D	72.2	66.9	8.00						
SPIKE	ANALYTICAL	9507-01224-003S	116					342	200.00	113.00	
STANDARD	CALIB CHK	CHECK STD	25			20	125.00				

STANDARD LABORATORIES, INC. 2315 Glenview Drive Evansville, IN 47720 PH (812) 424-2909 FAX (812) 424-0667

NC = Not Calculable Due To Lower Than The Detection Limit

Quality Control Acceptance Criteria:

Blanks Analyzed Value <= Detection Limit
Reference Standards 100 +/- 10 Percent Recovery
Duplicats 20 Percent Relative Difference, Unless Values Are Below Detection Limits
Spikes 100 +/- 25 Percent Recovery

Note: Data Reported In QA Report May Be Lower Than Value On Sample Data Page Due To Dilution Of Sample Into Analytical Range

QUALITY ASSURANCE REPORT

Report Dated: 7/13/95

Page 10

JOB NUMBER: 9507-01224

CUSTOMER: Standard Laboratories, Inc. 55 ATTN: Scott Robbins

ANALYSIS				DUPLICATES			REFERENCE STANDARDS		MATRIX SPIKES		
ANALYSIS TYPE	ANALYSIS SUB-TYPE	ANALYSIS I.D.	ANALYZED VALUE (A)	DUPLICATE VALUE (B)	RPD	TRUE VALUE	PERCENT RECOVERY	ORIGINAL VALUE	SPIKE ADDED	PERCENT RECOVERY	
PARAMETER: 1,1,2,2-Tetrachloroethane DETECTION LIMIT: 0.03 UNITS: ug/l				DATE/TIME ANALYZED: 7/11/95 9:00 METHOD REFERENCE: SW-846 5030/8260			QC BATCH NUMBER: 952927 TECHNICIAN: PSF				
BLANK	CALIB CHK	BATCH BLANK	<0.28								
DUP2	DUPLICATE	9507-01224-003Q			3.00						
DUPLICATE	ANALYTICAL	9507-01224-001D	<2.80	<2.80	21.00			176	200.00	83.00	
SPIKE	ANALYTICAL	9507-01224-003S									
STANDARD	CALIB CHK	CHECK STD	20			20	100.00				
PARAMETER: Methyl methacrylate DETECTION LIMIT: 0.04 UNITS: ug/l				DATE/TIME ANALYZED: 7/11/95 9:00 METHOD REFERENCE: SW-846 5030/8260			QC BATCH NUMBER: 952927 TECHNICIAN: PSF				
BLANK	CALIB CHK	BATCH BLANK	<0.40								
DUP2	DUPLICATE	9507-01224-003Q			3.00						
DUPLICATE	ANALYTICAL	9507-01224-001D	<4.00	<4.00	56.00			202	200.00	99.00	
SPIKE	ANALYTICAL	9507-01224-003S	<4.00								
STANDARD	CALIB CHK	CHECK STD	21			20	105.00				
PARAMETER: Hexachlorobutadiene DETECTION LIMIT: 0.11 UNITS: ug/l				DATE/TIME ANALYZED: 7/11/95 9:00 METHOD REFERENCE: SW-846 5030/8260			QC BATCH NUMBER: 952927 TECHNICIAN: PSF				
BLANK	CALIB CHK	BATCH BLANK	<1.06								
DUP2	DUPLICATE	9507-01224-003Q			0.00						
DUPLICATE	ANALYTICAL	9507-01224-001D	<10.6	<10.6	20.00						
SPIKE	ANALYTICAL	9507-01224-003S	<10.6					220	200.00	108.00	
STANDARD	CALIB CHK	CHECK STD	23.1			20	116.00				
PARAMETER: Naphthalene DETECTION LIMIT: 0.07 UNITS: ug/l				DATE/TIME ANALYZED: 7/11/95 9:00 METHOD REFERENCE: SW-846 5030/8260			QC BATCH NUMBER: 952927 TECHNICIAN: PSF				
BLANK	CALIB CHK	BATCH BLANK	<0.68								
DUP2	DUPLICATE	9507-01224-003Q			1.00						
DUPLICATE	ANALYTICAL	9507-01224-001D	<6.80	<6.80	81.00						
SPIKE	ANALYTICAL	9507-01224-003S	8.36					209	200.00	100.00	
STANDARD	CALIB CHK	CHECK STD	22			20	110.00				
PARAMETER: o-Xylene DETECTION LIMIT: 0.04 UNITS: ug/l				DATE/TIME ANALYZED: 7/11/95 9:00 METHOD REFERENCE: SW-846 5030/8260			QC BATCH NUMBER: 952927 TECHNICIAN: PSF				
BLANK	CALIB CHK	BATCH BLANK	<0.40								
DUP2	DUPLICATE	9507-01224-003Q			2.00						
DUPLICATE	ANALYTICAL	9507-01224-001D	7.36	6.80	8.00						
SPIKE	ANALYTICAL	9507-01224-003S	21.4					299	250.00	111.00	
STANDARD	CALIB CHK	CHECK STD	30			25	120.00				
PARAMETER: 1,2-Dichlorobenzene DETECTION LIMIT: 0.02 UNITS: ug/l				DATE/TIME ANALYZED: 7/11/95 9:00 METHOD REFERENCE: SW-846 5030/8260			QC BATCH NUMBER: 952927 TECHNICIAN: PSF				
BLANK	CALIB CHK	BATCH BLANK	<0.17								
DUP2	DUPLICATE	9507-01224-003Q			3.00						
DUPLICATE	ANALYTICAL	9507-01224-001D	<1.70	<1.70	44.00						
SPIKE	ANALYTICAL	9507-01224-003S	<1.70					201	200.00	100.00	
STANDARD	CALIB CHK	CHECK STD	21			20	105.00				

STANDARD LABORATORIES, INC. 2315 Glenview Drive Evansville, IN 47720 PH (812) 424-2909 FAX (812) 424-0667

NC = Not Calculable Due To Lower Than The Detection Limit

Quality Control Acceptance Criteria:

Blanks..... Analyzed Value <= Detection Limit
 Reference Standards 100 +/- 10 Percent Recovery
 Duplicates..... 20 Percent Relative Difference, Unless Values Are Below Detection Limits
 Spikes..... 100 +/- 25 Percent Recovery

Note: Data Reported In QA Report May Be Lower Than Value On Sample Data Page Due To Dilution Of Sample Into Analytical Range

QUALITY ASSURANCE REPORT

Report Dated: 7/13/95

Page 11

JOB NUMBER: 9507-01224

CUSTOMER: Standard Laboratories, Inc. 55 ATTN: Scott Robbins

ANALYSIS				DUPLICATES		REFERENCE STANDARDS		MATRIX SPIKES		
ANALYSIS TYPE	ANALYSIS SUB-TYPE	ANALYSIS I.D.	ANALYZED VALUE (A)	DUPLICATE VALUE (B)	RPD	TRUE VALUE	PERCENT RECOVERY	ORIGINAL VALUE	SPIKE ADDED	PERCENT RECOVERY
PARAMETER: 1,2-Dibromo-3-chloropropane DETECTION LIMIT: 0.26 UNITS: ug/l				DATE/TIME ANALYZED: 7/11/95 9:00 METHOD REFERENCE: SW-846 5030/8260		QC BATCH NUMBER: 952927 TECHNICIAN: PSF				
BLANK	CALIB CHK	BATCH BLANK	<2.57		2.00					
DUP2	DUPLICATE	9507-01224-003Q		<25.7	94.00			172	200.00	84.00
DUPLICATE	ANALYTICAL	9507-01224-001D	<25.7							
SPIKE	ANALYTICAL	9507-01224-003S	<25.7							
STANDARD	CALIB CHK	CHECK STD	19.2			20	96.00			
PARAMETER: 1,2,3-Trichloropropane DETECTION LIMIT: 0.19 UNITS: ug/l				DATE/TIME ANALYZED: 7/11/95 9:00 METHOD REFERENCE: SW-846 5030/8260		QC BATCH NUMBER: 952927 TECHNICIAN: PSF				
BLANK	CALIB CHK	BATCH BLANK	<1.88		2.00					
DUP2	DUPLICATE	9507-01224-003Q		<18.8	147.00			188	200.00	93.00
DUPLICATE	ANALYTICAL	9507-01224-001D	<18.8							
SPIKE	ANALYTICAL	9507-01224-003S	<18.8							
STANDARD	CALIB CHK	CHECK STD	21.3			20	107.00			
PARAMETER: Ethyl Methacrylate DETECTION LIMIT: 0.02 UNITS: ug/l				DATE/TIME ANALYZED: 7/11/95 9:00 METHOD REFERENCE: SW-846 5030/8260		QC BATCH NUMBER: 952927 TECHNICIAN: PSF				
BLANK	CALIB CHK	BATCH BLANK	<0.18		3.00					
DUP2	DUPLICATE	9507-01224-003Q		<1.80	161.00			186	200.00	92.00
DUPLICATE	ANALYTICAL	9507-01224-001D	<1.80							
SPIKE	ANALYTICAL	9507-01224-003S	<1.80							
STANDARD	CALIB CHK	CHECK STD	21			20	105.00			
PARAMETER: m+p-Xylene DETECTION LIMIT: 0.06 UNITS: ug/l				DATE/TIME ANALYZED: 7/11/95 9:00 METHOD REFERENCE: SW-846 5030/8260		QC BATCH NUMBER: 952927 TECHNICIAN: PSF				
BLANK	CALIB CHK	BATCH BLANK	<0.58		2.00					
DUP2	DUPLICATE	9507-01224-003Q		22.2	9.00			485	370.00	112.00
DUPLICATE	ANALYTICAL	9507-01224-001D	24.2							
SPIKE	ANALYTICAL	9507-01224-003S	70.7							
STANDARD	CALIB CHK	CHECK STD	45			37	122.00			
PARAMETER: Bromofluorobenzene DETECTION LIMIT: UNITS:				DATE/TIME ANALYZED: 7/11/95 9:00 METHOD REFERENCE:		QC BATCH NUMBER: 952927 TECHNICIAN: PSF				
DUP2	DUPLICATE	9507-01224-003Q			0.00					
SURROGATE	ANALYTICAL	BATCH BLANK					100.00			
SURROGATE	ANALYTICAL	CHECK STD					101.00			
SURROGATE	ANALYTICAL	9507-01224-001					100.00			
SURROGATE	ANALYTICAL	9507-01224-001D					100.00			
SURROGATE	ANALYTICAL	9507-01224-002					100.00			
SURROGATE	ANALYTICAL	9507-01224-003					99.00			
SURROGATE	ANALYTICAL	9507-01224-003S					99.00			
SURROGATE	ANALYTICAL	9507-01224-003Q					98.00			
PARAMETER: 1,2-Dichloroethane-d4 DETECTION LIMIT: UNITS:				DATE/TIME ANALYZED: 7/11/95 9:00 METHOD REFERENCE:		QC BATCH NUMBER: 952927 TECHNICIAN: PSF				
DUP2	DUPLICATE	9507-01224-003Q			1.00					
SURROGATE	ANALYTICAL	BATCH BLANK					105.00			
SURROGATE	ANALYTICAL	CHECK STD					106.00			

STANDARD LABORATORIES, INC. 2315 Glenview Drive Evansville, IN 47720 PH (812) 424-2909 FAX (812) 424-0667

Quality Control Acceptance Criteria:

- Blanks..... Analyzed Value <= Detection Limit
- Reference Standards 100 +/- 10 Percent Recovery
- Duplicates..... 20 Percent Relative Difference, Unless Values Are Below Detection Limits
- Spikes..... 100 +/- 25 Percent Recovery

Note: Data Reported In QA Report May Be Lower Than Value On Sample Data Page Due To Dilution Of Sample Into Analytical Range

QUALITY ASSURANCE REPORT

Report Dated: 7/13/95

Page 12

JOB NUMBER: 9507-01224

CUSTOMER: Standard Laboratories, Inc. 55 ATTN: Scott Robbins

ANALYSIS				DUPLICATES		REFERENCE STANDARDS		MATRIX SPIKES		
ANALYSIS TYPE	ANALYSIS SUB-TYPE	ANALYSIS I.D.	ANALYZED VALUE (A)	DUPLICATE VALUE (B)	RPD	TRUE VALUE	PERCENT RECOVERY	ORIGINAL VALUE	SPIKE ADDED	PERCENT RECOVERY
PARAMETER: 1,2-Dichloroethane-d4				DATE/TIME ANALYZED: 7/11/95 9:00		QC BATCH NUMBER: 952927				
DETECTION LIMIT:				METHOD REFERENCE:		TECHNICIAN: PSF				
SURROGATE	ANALYTICAL	9507-01224-001					102.00			
SURROGATE	ANALYTICAL	9507-01224-001D					104.00			
SURROGATE	ANALYTICAL	9507-01224-002					106.00			
SURROGATE	ANALYTICAL	9507-01224-003					109.00			
SURROGATE	ANALYTICAL	9507-01224-003S					108.00			
SURROGATE	ANALYTICAL	9507-01224-003Q					106.00			
PARAMETER: Toluene-d8				DATE/TIME ANALYZED: 7/11/95 9:00		QC BATCH NUMBER: 952927				
DETECTION LIMIT:				METHOD REFERENCE:		TECHNICIAN: PSF				
DUP2	DUPLICATE	9507-01224-003Q			0.00					
SURROGATE	ANALYTICAL	BATCH BLANK					97.00			
SURROGATE	ANALYTICAL	CHECK STD					98.00			
SURROGATE	ANALYTICAL	9507-01224-001					95.00			
SURROGATE	ANALYTICAL	9507-01224-001D					96.00			
SURROGATE	ANALYTICAL	9507-01224-002					96.00			
SURROGATE	ANALYTICAL	9507-01224-003					96.00			
SURROGATE	ANALYTICAL	9507-01224-003S					95.00			
SURROGATE	ANALYTICAL	9507-01224-003Q					96.00			

STANDARD LABORATORIES, INC. 2315 Glenview Drive Evansville, IN 47720 PH (812) 424-2909 FAX (812) 424-0667

NC = Not Calculable Due To Lower Than The Detection Limit

Quality Control Acceptance Criteria:

Blanks..... Analyzed Value <= Detection Limit
 Reference Standards 100 +/- 10 Percent Recovery
 Duplicates..... 20 Percent Relative Difference, Unless Values Are Below Detection Limits
 Spikes..... 100 +/- 25 Percent Recovery

Note: Data Reported In QA Report May Be Lower Than Value On Sample Data Page Due To Dilution Of Sample Into Analytical Range

RECEIVED

AUG 2 1995

IIT Research Institute
By _____

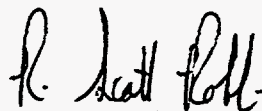
ANALYTICAL REPORT

JOB NUMBER: 9507-01241
REPORT DATED: 7/20/95

FOR
I I T RESEARCH INSTITUTE
10 WEST 35TH STREET
CHICAGO, ILL 60616

ATTN: HARSH DEV

RESPECTFULLY SUBMITTED.



R. SCOTT ROBBINS, LAB MANAGER

RECEIVED

AUG 2 1995

IIT Research Institute
By _____

LABORATORY TESTS RESULTS

Report Dated: 7/20/95

Page 2

JOB NUMBER: 9507-01241

CUSTOMER: Standard Laboratories, Inc. 55 ATTN: Scott Robbins

LABORATORY I.D.: 9507-01241 -1
DATE SAMPLED: 7/11/95
TIME SAMPLED: 9:43
DATE RECEIVED: 7/14/95
TIME RECEIVED: 10:00

SAMPLE I.D.: Main line S107110943 57610

TEST DESCRIPTION	FINAL RESULT	DETECTION LIMIT	UNIT OF MEASURE	TEST METHOD	DATE	TECHNICIAN
Volatile Organic Compounds				SW-846 5030/8260	7/14/95	PSF
Acetone	197	116	ug/l	SW-846 5030/8260	7/14/95	PSF
Acetonitrile	<3.50	3.50	ug/l	SW-846 5030/8260	7/14/95	PSF
Acrolein	<36.5	36.5	ug/l	SW-846 5030/8260	7/14/95	PSF
Acrylonitrile	<10.8	10.8	ug/l	SW-846 5030/8260	7/14/95	PSF
Allyl chloride	<9.40	9.40	ug/l	SW-846 5030/8260	7/14/95	PSF
Benzene	3.07	1.60	ug/l	SW-846 5030/8260	7/14/95	PSF
Bromochloromethane	<5.90	5.90	ug/l	SW-846 5030/8260	7/14/95	PSF
Bromodichloromethane	<2.80	2.80	ug/l	SW-846 5030/8260	7/14/95	PSF
Bromoform (Tribromomethane)	<2.60	2.60	ug/l	SW-846 5030/8260	7/14/95	PSF
Bromomethane	41.9	24.9	ug/l	SW-846 5030/8260	7/14/95	PSF
2-Butanone (MEK)	54.2	32.3	ug/l	SW-846 5030/8260	7/14/95	PSF
Carbon disulfide	<1.60	1.60	ug/l	SW-846 5030/8260	7/14/95	PSF
Carbon tetrachloride	<5.00	5.00	ug/l	SW-846 5030/8260	7/14/95	PSF
Chlorobenzene	<1.30	1.30	ug/l	SW-846 5030/8260	7/14/95	PSF
2-Chloro-1,3-Butadiene	<3.00	3.00	ug/l	SW-846 5030/8260	7/14/95	PSF
Chlorodibromomethane	<1.80	1.80	ug/l	SW-846 5030/8260	7/14/95	PSF
Chloroethane	<68.0	68.0	ug/l	SW-846 5030/8260	7/14/95	PSF
2-Chloroethylvinyl ether	<5.30	5.30	ug/l	SW-846 5030/8260	7/14/95	PSF
Chloroform	9.17	7.40	ug/l	SW-846 5030/8260	7/14/95	PSF
Chloromethane	<6.00	6.00	ug/l	SW-846 5030/8260	7/14/95	PSF
1,2-Dibromo-3-chloropropane	<25.7	25.7	ug/l	SW-846 5030/8260	7/14/95	PSF
1,2-Dibromoethane (EDB)	<1.80	1.80	ug/l	SW-846 5030/8260	7/14/95	PSF
Dibromomethane	<2.80	2.80	ug/l	SW-846 5030/8260	7/14/95	PSF
1,2-Dichlorobenzene	<1.70	1.70	ug/l	SW-846 5030/8260	7/14/95	PSF
1,3-Dichlorobenzene	<4.30	4.30	ug/l	SW-846 5030/8260	7/14/95	PSF
1,4-Dichlorobenzene	<3.40	3.40	ug/l	SW-846 5030/8260	7/14/95	PSF
cis-1,4-Dichloro-2-butene	<8.00	8.00	ug/l	SW-846 5030/8260	7/14/95	PSF
trans-1,4-Dichloro-2-butene	<6.60	6.60	ug/l	SW-846 5030/8260	7/14/95	PSF
Dichlorodifluoromethane	<7.00	7.00	ug/l	SW-846 5030/8260	7/14/95	PSF
1,1-Dichloroethane	15.9	1.60	ug/l	SW-846 5030/8260	7/14/95	PSF
1,2-Dichloroethane	<3.80	3.80	ug/l	SW-846 5030/8260	7/14/95	PSF
1,1-Dichloroethene	8.28	4.30	ug/l	SW-846 5030/8260	7/14/95	PSF
trans-1,2-Dichloroethene	<3.90	3.90	ug/l	SW-846 5030/8260	7/14/95	PSF

STANDARD LABORATORIES, INC. 2315 Glenview Drive Evansville, IN 47720 PH (812) 424-2909 FAX (812) 424-0667

IIT Research Institute
B-153

RECEIVED

AUG 2 1995

IIT Research Institute
By _____

LABORATORY TESTS RESULTS

Report Dated: 7/20/95

Page 3

JOB NUMBER: 9507-01241

CUSTOMER: Standard Laboratories, Inc. 55 ATTN: Scott Robbins

LABORATORY I.D.: 9507-01241 -1
DATE SAMPLED: 7/11/95
TIME SAMPLED: 9:43
DATE RECEIVED: 7/14/95
TIME RECEIVED: 10:00

SAMPLE I.D.: Main line S107110943 57610

TEST DESCRIPTION	FINAL RESULT	DETECTION LIMIT	UNIT OF MEASURE	TEST METHOD	DATE	TECHNICIAN
1,2-Dichloropropane	<3.50	3.50	ug/l	SW-846 5030/8260	7/14/95	PSF
cis-1,3-Dichloropropene	<3.90	3.90	ug/l	SW-846 5030/8260	7/14/95	PSF
trans-1,3-Dichloropropene	<4.30	4.30	ug/l	SW-846 5030/8260	7/14/95	PSF
Ethylbenzene	11.2	3.60	ug/l	SW-846 5030/8260	7/14/95	PSF
Ethyl Methacrylate	<1.80	1.80	ug/l	SW-846 5030/8260	7/14/95	PSF
Hexachlorobutadiene	<10.6	10.6	ug/l	SW-846 5030/8260	7/14/95	PSF
Hexachloroethane	<2.40	2.40	ug/l	SW-846 5030/8260	7/14/95	PSF
2-Hexanone	<10.9	10.9	ug/l	SW-846 5030/8260	7/14/95	PSF
Iodomethane	<4.30	4.30	ug/l	SW-846 5030/8260	7/14/95	PSF
Isobutyl alcohol	51.7	1.00	ug/l	SW-846 5030/8260	7/14/95	PSF
Methylene chloride	138	98.4	ug/l	SW-846 5030/8260	7/14/95	PSF
Methyl methacrylate	<4.00	4.00	ug/l	SW-846 5030/8260	7/14/95	PSF
4-Methyl-2-pentanone	<10.0	10.0	ug/l	SW-846 5030/8260	7/14/95	PSF
Naphthalene	<6.80	6.80	ug/l	SW-846 5030/8260	7/14/95	PSF
Pentachloroethane	<1.50	1.50	ug/l	SW-846 5030/8260	7/14/95	PSF
Propionitrile	<6.80	6.80	ug/l	SW-846 5030/8260	7/14/95	PSF
Styrene	<1.30	1.30	ug/l	SW-846 5030/8260	7/14/95	PSF
1,1,1,2-Tetrachloroethane	<3.80	3.80	ug/l	SW-846 5030/8260	7/14/95	PSF
1,1,2,2-Tetrachloroethane	3.80	2.80	ug/l	SW-846 5030/8260	7/14/95	PSF
Tetrachloroethane	20.3	5.20	ug/l	SW-846 5030/8260	7/14/95	PSF
Toluene	59.3	3.10	ug/l	SW-846 5030/8260	7/14/95	PSF
1,2,4-Trichlorobenzene	<7.90	7.90	ug/l	SW-846 5030/8260	7/14/95	PSF
1,1,1-Trichloroethane	132	3.60	ug/l	SW-846 5030/8260	7/14/95	PSF
1,1,2-Trichloroethane	2.86	2.20	ug/l	SW-846 5030/8260	7/14/95	PSF
Trichloroethane	81.3	3.80	ug/l	SW-846 5030/8260	7/14/95	PSF
Trichlorofluoromethane	<2.60	2.60	ug/l	SW-846 5030/8260	7/14/95	PSF
1,2,3-Trichloropropane	<18.8	18.8	ug/l	SW-846 5030/8260	7/14/95	PSF
Vinyl acetate	<1.50	1.50	ug/l	SW-846 5030/8260	7/14/95	PSF
Vinyl Chloride	<5.10	5.10	ug/l	SW-846 5030/8260	7/14/95	PSF
o-Xylene	10.3	4.00	ug/l	SW-846 5030/8260	7/14/95	PSF
m-p-Xylene	36.0	5.80	ug/l	SW-846 5030/8260	7/14/95	PSF

STANDARD LABORATORIES, INC. 2315 Glenview Drive Evansville, IN 47720 PH (812) 424-2909 FAX (812) 424-0667

RECEIVED

AUG 2 1995

IIT Research Institute
By _____

LABORATORY TESTS RESULTS						
Report Dated: 7/20/95				Page 4		
JOB NUMBER: 9507-01241		CUSTOMER: Standard Laboratories, Inc. 55 ATTN: Scott Robbins				
LABORATORY I.D.: 9507-01241 -2		SAMPLE I.D.: Main line S107120243 57611				
DATE SAMPLED: 7/12/95						
TIME SAMPLED: 8:45						
DATE RECEIVED: 7/14/95						
TIME RECEIVED: 10:00						
TEST DESCRIPTION	FINAL RESULT	DETECTION LIMIT	UNIT OF MEASURE	TEST METHOD	DATE	TECHNICIAN
Volatile Organic Compounds				SW-846 5030/8260	7/14/95	PSF
Acetone	143	116	ug/l	SW-846 5030/8260	7/14/95	PSF
Acetonitrile	<3.50	3.50	ug/l	SW-846 5030/8260	7/14/95	PSF
Acrolein	<36.5	36.5	ug/l	SW-846 5030/8260	7/14/95	PSF
Acrylonitrile	<10.8	10.8	ug/l	SW-846 5030/8260	7/14/95	PSF
Allyl chloride	<9.40	9.40	ug/l	SW-846 5030/8260	7/14/95	PSF
Benzene	2.93	1.60	ug/l	SW-846 5030/8260	7/14/95	PSF
Bromochloromethane	<5.90	5.90	ug/l	SW-846 5030/8260	7/14/95	PSF
Bromodichloromethane	<2.80	2.80	ug/l	SW-846 5030/8260	7/14/95	PSF
Bromoform (Tribromomethane)	<2.60	2.60	ug/l	SW-846 5030/8260	7/14/95	PSF
Bromomethane	26.0	24.9	ug/l	SW-846 5030/8260	7/14/95	PSF
2-Butanone (MEK)	40.6	32.3	ug/l	SW-846 5030/8260	7/14/95	PSF
Carbon disulfide	<1.60	1.60	ug/l	SW-846 5030/8260	7/14/95	PSF
Carbon tetrachloride	<5.00	5.00	ug/l	SW-846 5030/8260	7/14/95	PSF
Chlorobenzene	<1.30	1.30	ug/l	SW-846 5030/8260	7/14/95	PSF
2-Chloro-1,3-Butadiene	<3.00	3.00	ug/l	SW-846 5030/8260	7/14/95	PSF
Chlorodibromomethane	<1.80	1.80	ug/l	SW-846 5030/8260	7/14/95	PSF
Chloroethane	<68.0	68.0	ug/l	SW-846 5030/8260	7/14/95	PSF
2-Chloroethylvinyl ether	<5.30	5.30	ug/l	SW-846 5030/8260	7/14/95	PSF
Chloroform	8.86	7.40	ug/l	SW-846 5030/8260	7/14/95	PSF
Chloromethane	<6.00	6.00	ug/l	SW-846 5030/8260	7/14/95	PSF
1,2-Dibromo-3-chloropropane	<25.7	25.7	ug/l	SW-846 5030/8260	7/14/95	PSF
1,2-Dibromoethane (EDB)	<1.80	1.80	ug/l	SW-846 5030/8260	7/14/95	PSF
Dibromomethane	<2.80	2.80	ug/l	SW-846 5030/8260	7/14/95	PSF
1,2-Dichlorobenzene	<1.70	1.70	ug/l	SW-846 5030/8260	7/14/95	PSF
1,3-Dichlorobenzene	<4.30	4.30	ug/l	SW-846 5030/8260	7/14/95	PSF
1,4-Dichlorobenzene	<3.40	3.40	ug/l	SW-846 5030/8260	7/14/95	PSF
cis-1,4-Dichloro-2-butene	<8.00	8.00	ug/l	SW-846 5030/8260	7/14/95	PSF
trans-1,4-Dichloro-2-butene	<6.60	6.60	ug/l	SW-846 5030/8260	7/14/95	PSF
Dichlorodifluoromethane	<7.00	7.00	ug/l	SW-846 5030/8260	7/14/95	PSF
1,1-Dichloroethane	13.7	1.60	ug/l	SW-846 5030/8260	7/14/95	PSF
1,2-Dichloroethane	<3.80	3.80	ug/l	SW-846 5030/8260	7/14/95	PSF
1,1-Dichloroethene	<4.30	4.30	ug/l	SW-846 5030/8260	7/14/95	PSF
trans-1,2-Dichloroethene	<3.90	3.90	ug/l	SW-846 5030/8260	7/14/95	PSF

STANDARD LABORATORIES, INC. 2315 Glenview Drive Evansville, IN 47720 PH (812) 424-2909 FAX (812) 424-0667

RECEIVED

AUG 2 1995

IIT Research Institute
By _____

LABORATORY TESTS RESULTS

Report Dated: 7/20/95

Page 5

JOB NUMBER: 9507-01241

CUSTOMER: Standard Laboratories, Inc. 55 ATTN: Scott Robbins

LABORATORY I.D.: 9507-01241 -2
DATE SAMPLED.....: 7/12/95
TIME SAMPLED.....: 8:45
DATE RECEIVED.....: 7/14/95
TIME RECEIVED.....: 10:00

SAMPLE I.D.: Main line S107120243 57611

TEST DESCRIPTION	FINAL RESULT	DETECTION LIMIT	UNIT OF MEASURE	TEST METHOD	DATE	TECHNICIAN
1,2-Dichloropropane	<3.50	3.50	ug/l	SW-846 5030/8260	7/14/95	PSF
cis-1,3-Dichloropropene	<3.90	3.90	ug/l	SW-846 5030/8260	7/14/95	PSF
trans-1,3-Dichloropropene	<4.30	4.30	ug/l	SW-846 5030/8260	7/14/95	PSF
Ethylbenzene	7.60	3.60	ug/l	SW-846 5030/8260	7/14/95	PSF
Ethyl Methacrylate	<1.80	1.80	ug/l	SW-846 5030/8260	7/14/95	PSF
Hexachlorobutadiene	<10.6	10.6	ug/l	SW-846 5030/8260	7/14/95	PSF
Hexachloroethane	<2.40	2.40	ug/l	SW-846 5030/8260	7/14/95	PSF
2-Hexanone	<10.9	10.9	ug/l	SW-846 5030/8260	7/14/95	PSF
Iodomethane	<4.30	4.30	ug/l	SW-846 5030/8260	7/14/95	PSF
Isobutyl alcohol	40.2	1.00	ug/l	SW-846 5030/8260	7/14/95	PSF
Methylene chloride	<98.4	98.4	ug/l	SW-846 5030/8260	7/14/95	PSF
Methyl methacrylate	<4.00	4.00	ug/l	SW-846 5030/8260	7/14/95	PSF
4-Methyl-2-pentanone	<10.0	10.0	ug/l	SW-846 5030/8260	7/14/95	PSF
Naphthalene	<6.80	6.80	ug/l	SW-846 5030/8260	7/14/95	PSF
Pentachloroethane	<1.50	1.50	ug/l	SW-846 5030/8260	7/14/95	PSF
Propionitrile	<6.80	6.80	ug/l	SW-846 5030/8260	7/14/95	PSF
Styrene	<1.30	1.30	ug/l	SW-846 5030/8260	7/14/95	PSF
1,1,1,2-Tetrachloroethane	<3.80	3.80	ug/l	SW-846 5030/8260	7/14/95	PSF
1,1,2,2-Tetrachloroethane	<2.80	2.80	ug/l	SW-846 5030/8260	7/14/95	PSF
Tetrachloroethene	14.1	5.20	ug/l	SW-846 5030/8260	7/14/95	PSF
Toluene	39.0	3.10	ug/l	SW-846 5030/8260	7/14/95	PSF
1,2,4-Trichlorobenzene	<7.90	7.90	ug/l	SW-846 5030/8260	7/14/95	PSF
1,1,1-Trichloroethane	112	3.60	ug/l	SW-846 5030/8260	7/14/95	PSF
1,1,2-Trichloroethane	<2.20	2.20	ug/l	SW-846 5030/8260	7/14/95	PSF
Trichloroethene	57.4	3.80	ug/l	SW-846 5030/8260	7/14/95	PSF
Trichlorofluoromethane	<2.60	2.60	ug/l	SW-846 5030/8260	7/14/95	PSF
1,2,3-Trichloropropane	<18.8	18.8	ug/l	SW-846 5030/8260	7/14/95	PSF
Vinyl acetate	<1.50	1.50	ug/l	SW-846 5030/8260	7/14/95	PSF
Vinyl Chloride	<5.10	5.10	ug/l	SW-846 5030/8260	7/14/95	PSF
o-Xylene	6.64	4.00	ug/l	SW-846 5030/8260	7/14/95	PSF
m-p-Xylene	23.1	5.80	ug/l	SW-846 5030/8260	7/14/95	PSF

STANDARD LABORATORIES, INC. 2315 Glenview Drive Evansville, IN 47720 PH (812) 424-2909 FAX (812) 424-0667

IIT Research Institute
B-156

RECEIVED

AUG 2 1995

IIT Research Institute
By _____

LABORATORY TESTS RESULTS

Report Dated: 7/20/95

Page 6

JOB NUMBER: 9507-01241

CUSTOMER: Standard Laboratories, Inc. 55 ATTN: Scott Robbins

LABORATORY I.D.: 9507-01241 -3
DATE SAMPLED: 7/13/95
TIME SAMPLED: 8:42
DATE RECEIVED: 7/14/95
TIME RECEIVED: 10:00

SAMPLE I.D.: Main line S107130843 57612

TEST DESCRIPTION	FINAL RESULT	DETECTION LIMIT	UNIT OF MEASURE	TEST METHOD	DATE	TECHNICIAN
Volatile Organic Compounds				SW-846 5030/8260	7/14/95	PSF
Acetone	235	116	ug/l	SW-846 5030/8260	7/14/95	PSF
Acetonitrile	<3.50	3.50	ug/l	SW-846 5030/8260	7/14/95	PSF
Acrolein	<36.5	36.5	ug/l	SW-846 5030/8260	7/14/95	PSF
Acrylonitrile	<10.8	10.8	ug/l	SW-846 5030/8260	7/14/95	PSF
Allyl chloride	<9.40	9.40	ug/l	SW-846 5030/8260	7/14/95	PSF
Benzene	1.96	1.60	ug/l	SW-846 5030/8260	7/14/95	PSF
Bromochloromethane	<5.90	5.90	ug/l	SW-846 5030/8260	7/14/95	PSF
Bromodichloromethane	<2.80	2.80	ug/l	SW-846 5030/8260	7/14/95	PSF
Bromoform (Tribromomethane)	<2.60	2.60	ug/l	SW-846 5030/8260	7/14/95	PSF
Bromomethane	<24.9	24.9	ug/l	SW-846 5030/8260	7/14/95	PSF
2-Butanone (MEK)	<32.3	32.3	ug/l	SW-846 5030/8260	7/14/95	PSF
Carbon disulfide	<1.60	1.60	ug/l	SW-846 5030/8260	7/14/95	PSF
Carbon tetrachloride	<5.00	5.00	ug/l	SW-846 5030/8260	7/14/95	PSF
Chlorobenzene	<1.30	1.30	ug/l	SW-846 5030/8260	7/14/95	PSF
2-Chloro-1,3-Butadiene	<3.00	3.00	ug/l	SW-846 5030/8260	7/14/95	PSF
Chlorodibromomethane	<1.80	1.80	ug/l	SW-846 5030/8260	7/14/95	PSF
Chloroethane	<68.0	68.0	ug/l	SW-846 5030/8260	7/14/95	PSF
2-Chloroethylvinyl ether	<5.30	5.30	ug/l	SW-846 5030/8260	7/14/95	PSF
Chloroform	9.77	7.40	ug/l	SW-846 5030/8260	7/14/95	PSF
Chloromethane	<6.00	6.00	ug/l	SW-846 5030/8260	7/14/95	PSF
1,2-Dibromo-3-chloropropane	<25.7	25.7	ug/l	SW-846 5030/8260	7/14/95	PSF
1,2-Dibromoethane (EDB)	<1.80	1.80	ug/l	SW-846 5030/8260	7/14/95	PSF
Dibromomethane	<2.80	2.80	ug/l	SW-846 5030/8260	7/14/95	PSF
1,2-Dichlorobenzene	<1.70	1.70	ug/l	SW-846 5030/8260	7/14/95	PSF
1,3-Dichlorobenzene	<4.30	4.30	ug/l	SW-846 5030/8260	7/14/95	PSF
1,4-Dichlorobenzene	<3.40	3.40	ug/l	SW-846 5030/8260	7/14/95	PSF
cis-1,4-Dichloro-2-butene	<8.00	8.00	ug/l	SW-846 5030/8260	7/14/95	PSF
trans-1,4-Dichloro-2-butene	<6.60	6.60	ug/l	SW-846 5030/8260	7/14/95	PSF
Dichlorodifluoromethane	<7.00	7.00	ug/l	SW-846 5030/8260	7/14/95	PSF
1,1-Dichloroethane	12.6	1.60	ug/l	SW-846 5030/8260	7/14/95	PSF
1,2-Dichloroethane	<3.80	3.80	ug/l	SW-846 5030/8260	7/14/95	PSF
1,1-Dichloroethene	6.81	4.30	ug/l	SW-846 5030/8260	7/14/95	PSF
trans-1,2-Dichloroethene	<3.90	3.90	ug/l	SW-846 5030/8260	7/14/95	PSF

STANDARD LABORATORIES, INC. 2315 Glenview Drive Evansville, IN 47720 PH (812) 424-2909 FAX (812) 424-0667

IIT Research Institute
B-157

RECEIVED

AUG 2 1995

IIT Research Institute
By _____

LABORATORY TESTS RESULTS

Report Dated: 7/20/95

Page 7

JOB NUMBER: 9507-01241

CUSTOMER: Standard Laboratories, Inc. 55 ATTN: Scott Robbins

LABORATORY I.D.: 9507-01241 -3
DATE SAMPLED: 7/13/95
TIME SAMPLED: 8:42
DATE RECEIVED: 7/14/95
TIME RECEIVED: 10:00

SAMPLE I.D.: Main line S107130843 57612

TEST DESCRIPTION	FINAL RESULT	DETECTION LIMIT	UNIT OF MEASURE	TEST METHOD	DATE	TECHNICIAN
1,2-Dichloropropane	<3.50	3.50	ug/l	SW-846 5030/8260	7/14/95	PSF
cis-1,3-Dichloropropene	<3.90	3.90	ug/l	SW-846 5030/8260	7/14/95	PSF
trans-1,3-Dichloropropene	<4.30	4.30	ug/l	SW-846 5030/8260	7/14/95	PSF
Ethylbenzene	6.78	3.60	ug/l	SW-846 5030/8260	7/14/95	PSF
Ethyl Methacrylate	<1.80	1.80	ug/l	SW-846 5030/8260	7/14/95	PSF
Hexachlorobutadiene	<10.6	10.6	ug/l	SW-846 5030/8260	7/14/95	PSF
Hexachloroethane	<2.40	2.40	ug/l	SW-846 5030/8260	7/14/95	PSF
2-Hexanone	<10.9	10.9	ug/l	SW-846 5030/8260	7/14/95	PSF
Iodomethane	<4.30	4.30	ug/l	SW-846 5030/8260	7/14/95	PSF
Isobutyl alcohol	8.43	1.00	ug/l	SW-846 5030/8260	7/14/95	PSF
Methylene chloride	103	98.4	ug/l	SW-846 5030/8260	7/14/95	PSF
Methyl methacrylate	<4.00	4.00	ug/l	SW-846 5030/8260	7/14/95	PSF
4-Methyl-2-pentanone	<10.0	10.0	ug/l	SW-846 5030/8260	7/14/95	PSF
Naphthalene	<6.80	6.80	ug/l	SW-846 5030/8260	7/14/95	PSF
Pentachloroethane	<1.50	1.50	ug/l	SW-846 5030/8260	7/14/95	PSF
Propionitrile	<6.80	6.80	ug/l	SW-846 5030/8260	7/14/95	PSF
Styrene	<1.30	1.30	ug/l	SW-846 5030/8260	7/14/95	PSF
1,1,1,2-Tetrachloroethane	<3.80	3.80	ug/l	SW-846 5030/8260	7/14/95	PSF
1,1,2,2-Tetrachloroethane	2.91	2.80	ug/l	SW-846 5030/8260	7/14/95	PSF
Tetrachloroethene	13.9	5.20	ug/l	SW-846 5030/8260	7/14/95	PSF
Toluene	33.4	3.10	ug/l	SW-846 5030/8260	7/14/95	PSF
1,2,4-Trichlorobenzene	<7.90	7.90	ug/l	SW-846 5030/8260	7/14/95	PSF
1,1,1-Trichloroethane	101	3.60	ug/l	SW-846 5030/8260	7/14/95	PSF
1,1,2-Trichloroethane	<2.20	2.20	ug/l	SW-846 5030/8260	7/14/95	PSF
Trichloroethene	52.1	3.80	ug/l	SW-846 5030/8260	7/14/95	PSF
Trichlorofluoromethane	<2.60	2.60	ug/l	SW-846 5030/8260	7/14/95	PSF
1,2,3-Trichloropropane	<18.8	18.8	ug/l	SW-846 5030/8260	7/14/95	PSF
Vinyl acetate	<1.50	1.50	ug/l	SW-846 5030/8260	7/14/95	PSF
Vinyl Chloride	<5.10	5.10	ug/l	SW-846 5030/8260	7/14/95	PSF
o-Xylene	6.33	4.00	ug/l	SW-846 5030/8260	7/14/95	PSF
m+p-Xylene	21.5	5.80	ug/l	SW-846 5030/8260	7/14/95	PSF

STANDARD LABORATORIES, INC. 2315 Glenview Drive Evansville, IN 47720 PH (812) 424-2909 FAX (812) 424-0667

IIT Research Institute
B-158

RECEIVED

AUG 2 1995

IIT Research Institute
By _____

QUALITY ASSURANCE REPORT

Report Dated: 7/20/95

Page 1

JOB NUMBER: 9507-01241

CUSTOMER: Standard Laboratories, Inc. 55 ATTN: Scott Robbins

ANALYSIS				DUPLICATES		REFERENCE STANDARDS		MATRIX SPIKES		
ANALYSIS TYPE	ANALYSIS SUB-TYPE	ANALYSIS I.D.	ANALYZED VALUE (A)	DUPLICATE VALUE (B)	RPD	TRUE VALUE	PERCENT RECOVERY	ORIGINAL VALUE	SPIKE ADDED	PERCENT RECOVERY
PARAMETER: Ethylbenzene DETECTION LIMIT: 0.04 UNITS: ug/l				DATE/TIME ANALYZED: 7/14/95 10:24 METHOD REFERENCE: SW-846 5030/8260		QC BATCH NUMBER: 952982 TECHNICIAN: PSF				
BLANK	CALIB CHK	BATCH BLANK	<0.36							
DUP2	DUPLICATE	9507-01241-003Q			1.00					
DUPLICATE	ANALYTICAL	9507-01241-001D	11.4	11.2	2.00			289	260.00	109.00
SPIKE	ANALYTICAL	9507-01241-003S	6.78							
STANDARD	CALIB CHK	CHECK STD	29			26	112.00			
PARAMETER: Styrene DETECTION LIMIT: 0.01 UNITS: ug/l				DATE/TIME ANALYZED: 7/14/95 10:24 METHOD REFERENCE: SW-846 5030/8260		QC BATCH NUMBER: 952982 TECHNICIAN: PSF				
BLANK	CALIB CHK	BATCH BLANK	<0.13							
DUP2	DUPLICATE	9507-01241-003Q			1.00					
DUPLICATE	ANALYTICAL	9507-01241-001D	<1.30	<1.30	3.00			220	200.00	110.00
SPIKE	ANALYTICAL	9507-01241-003S	<1.30							
STANDARD	CALIB CHK	CHECK STD	22			20	110.00			
PARAMETER: cis-1,3-Dichloropropene DETECTION LIMIT: 0.04 UNITS: ug/l				DATE/TIME ANALYZED: 7/14/95 10:24 METHOD REFERENCE: SW-846 5030/8260		QC BATCH NUMBER: 952982 TECHNICIAN: PSF				
BLANK	CALIB CHK	BATCH BLANK	<0.39							
DUP2	DUPLICATE	9507-01241-003Q			0.00					
DUPLICATE	ANALYTICAL	9507-01241-001D	<3.90	<3.90	33.00			484	400.00	121.00
SPIKE	ANALYTICAL	9507-01241-003S	<3.90							
STANDARD	CALIB CHK	CHECK STD	50			40	125.00			
PARAMETER: trans-1,3-Dichloropropene DETECTION LIMIT: 0.04 UNITS: ug/l				DATE/TIME ANALYZED: 7/14/95 10:24 METHOD REFERENCE: SW-846 5030/8260		QC BATCH NUMBER: 952982 TECHNICIAN: PSF				
BLANK	CALIB CHK	BATCH BLANK	<0.43							
DUP2	DUPLICATE	9507-01241-003Q			0.00					
DUPLICATE	ANALYTICAL	9507-01241-001D	<4.30	<4.30	200.00			446	400.00	112.00
SPIKE	ANALYTICAL	9507-01241-003S	<4.30							
STANDARD	CALIB CHK	CHECK STD	47			40	118.00			
PARAMETER: 1,4-Dichlorobenzene DETECTION LIMIT: 0.03 UNITS: ug/l				DATE/TIME ANALYZED: 7/14/95 10:24 METHOD REFERENCE: SW-846 5030/8260		QC BATCH NUMBER: 952982 TECHNICIAN: PSF				
BLANK	CALIB CHK	BATCH BLANK	<0.34							
DUP2	DUPLICATE	9507-01241-003Q			3.00					
DUPLICATE	ANALYTICAL	9507-01241-001D	<3.40	<3.40	44.00			195	200.00	97.00
SPIKE	ANALYTICAL	9507-01241-003S	<3.40							
STANDARD	CALIB CHK	CHECK STD	21			20	105.00			
PARAMETER: 1,2-Dibromoethane (EDB) DETECTION LIMIT: 0.02 UNITS: ug/l				DATE/TIME ANALYZED: 7/14/95 10:24 METHOD REFERENCE: SW-846 5030/8260		QC BATCH NUMBER: 952982 TECHNICIAN: PSF				
BLANK	CALIB CHK	BATCH BLANK	<0.18							
DUP2	DUPLICATE	9507-01241-003Q			2.00					
DUPLICATE	ANALYTICAL	9507-01241-001D	<1.80	<1.80	0.00			188	200.00	94.00
SPIKE	ANALYTICAL	9507-01241-003S	<1.80							
STANDARD	CALIB CHK	CHECK STD	19			20	95.00			

STANDARD LABORATORIES, INC. 2315 Glenview Drive Evansville, IN 47720 PH (812) 424-2909 FAX (812) 424-0667

NC = Not Calculable Due To Lower Than The Detection Limit

Quality Control Acceptance Criteria:

Blanks..... Analyzed Value <= Detection Limit
Reference Standards 100 +/- 10 Percent Recovery
Duplicates..... 20 Percent Relative Difference, Unless Values Are Below Detection Limits
Spikes..... 100 +/- 25 Percent Recovery

Note: Data Reported In QA Report May Be Lower Than Value On Sample Data Page Due To Dilution Of Sample Into Analytical Range

RECEIVED

AUG 2 1995

IIT Research Institute
By _____

QUALITY ASSURANCE REPORT											
Report Dated: 7/20/95 Page 2											
JOB NUMBER: 9507-01241				CUSTOMER: Standard Laboratories, Inc. 55 ATTN: Scott Robbins							
ANALYSIS				DUPLICATES		REFERENCE STANDARDS		MATRIX SPIKES			
ANALYSIS TYPE	ANALYSIS SUB-TYPE	ANALYSIS I.D.	ANALYZED VALUE (A)	DUPLICATE VALUE (B)	RPD	TRUE VALUE	PERCENT RECOVERY	ORIGINAL VALUE	SPIKE ADDED	PERCENT RECOVERY	
PARAMETER: Acrolein DETECTION LIMIT: 0.37			UNITS: ug/l		DATE/TIME ANALYZED: 7/14/95 10:24 METHOD REFERENCE: SW-846 5030/8260		QC BATCH NUMBER: 952982 TECHNICIAN: PSF				
BLANK	CALIB CHK	BATCH BLANK	<3.65								
DUP2	DUPLICATE	9507-01241-003Q			30.00						
DUPLICATE	ANALYTICAL	9507-01241-001D	<36.5	<36.5	16.00			<36.5	200.00	0.00	
SPIKE	ANALYTICAL	9507-01241-003S	<36.5								
STANDARD	CALIB CHK	CHECK STD	7.99			20	40.00				
PARAMETER: Allyl chloride DETECTION LIMIT: 0.09			UNITS: ug/l		DATE/TIME ANALYZED: 7/14/95 10:24 METHOD REFERENCE: SW-846 5030/8260		QC BATCH NUMBER: 952982 TECHNICIAN: PSF				
BLANK	CALIB CHK	BATCH BLANK	<0.94								
DUP2	DUPLICATE	9507-01241-003Q			3.00						
DUPLICATE	ANALYTICAL	9507-01241-001D	<9.40	<9.40	0.00			173	200.00	87.00	
SPIKE	ANALYTICAL	9507-01241-003S	<9.40								
STANDARD	CALIB CHK	CHECK STD	19			20	95.00				
PARAMETER: 1,2-Dichloroethane DETECTION LIMIT: 0.04			UNITS: ug/l		DATE/TIME ANALYZED: 7/14/95 10:24 METHOD REFERENCE: SW-846 5030/8260		QC BATCH NUMBER: 952982 TECHNICIAN: PSF				
BLANK	CALIB CHK	BATCH BLANK	<0.38								
DUP2	DUPLICATE	9507-01241-003Q			1.00						
DUPLICATE	ANALYTICAL	9507-01241-001D	<3.80	<3.80	63.00						
SPIKE	ANALYTICAL	9507-01241-003S	<3.80					221	200.00	110.00	
STANDARD	CALIB CHK	CHECK STD	21			20	105.00				
PARAMETER: Propionitrile DETECTION LIMIT: 0.07			UNITS: ug/l		DATE/TIME ANALYZED: 7/14/95 10:24 METHOD REFERENCE: SW-846 5030/8260		QC BATCH NUMBER: 952982 TECHNICIAN: PSF				
BLANK	CALIB CHK	BATCH BLANK	<0.68								
DUP2	DUPLICATE	9507-01241-003Q			1.00						
DUPLICATE	ANALYTICAL	9507-01241-001D	<6.80	<6.80	0.00						
SPIKE	ANALYTICAL	9507-01241-003S	<6.80					179	200.00	90.00	
STANDARD	CALIB CHK	CHECK STD	19			20	95.00				
PARAMETER: Acrylonitrile DETECTION LIMIT: 0.11			UNITS: ug/l		DATE/TIME ANALYZED: 7/14/95 10:24 METHOD REFERENCE: SW-846 5030/8260		QC BATCH NUMBER: 952982 TECHNICIAN: PSF				
BLANK	CALIB CHK	BATCH BLANK	<1.08								
DUP2	DUPLICATE	9507-01241-003Q			0.00						
DUPLICATE	ANALYTICAL	9507-01241-001D	<10.8	<10.8	0.00						
SPIKE	ANALYTICAL	9507-01241-003S	<10.8					174	200.00	87.00	
STANDARD	CALIB CHK	CHECK STD	19.9			20	100.00				
PARAMETER: Vinyl acetate DETECTION LIMIT: 0.02			UNITS: ug/l		DATE/TIME ANALYZED: 7/14/95 10:24 METHOD REFERENCE: SW-846 5030/8260		QC BATCH NUMBER: 952982 TECHNICIAN: PSF				
BLANK	CALIB CHK	BATCH BLANK	<0.15								
DUP2	DUPLICATE	9507-01241-003Q			1.00						
DUPLICATE	ANALYTICAL	9507-01241-001D	<1.50	<1.50	44.00						
SPIKE	ANALYTICAL	9507-01241-003S	<1.50					202	200.00	101.00	
STANDARD	CALIB CHK	CHECK STD	22			20	110.00				

STANDARD LABORATORIES, INC. 2315 Glenview Drive Evansville, IN 47720 PH (812) 424-2909 FAX (812) 424-0667

NC = Not Calculable Due To Lower Than The Detection Limit

Quality Control Acceptance Criteria:

Blanks..... Analyzed Value <= Detection Limit
Reference Standards 100 +/- 10 Percent Recovery
Dulicates..... 20 Percent Relative Difference, Unless Values Are Below Detection Limits
Spikes..... 100 +/- 25 Percent Recovery

Note: Data Reported In QA Report May Be Lower Than Value On Sample Data Page Due To Dilution Of Sample Into Analytical Range

RECEIVED

AUG 2 1995

IIT Research Institute
By _____

QUALITY ASSURANCE REPORT

Report Dated: 7/20/95

Page 3

JOB NUMBER: 9507-01241

CUSTOMER: Standard Laboratories, Inc. 55 ATTN: Scott Robbins

ANALYSIS				DUPLICATES		REFERENCE STANDARDS		MATRIX SPIKES		
ANALYSIS TYPE	ANALYSIS SUB-TYPE	ANALYSIS I.D.	ANALYZED VALUE (A)	DUPLICATE VALUE (B)	RPD	TRUE VALUE	PERCENT RECOVERY	ORIGINAL VALUE	SPIKE ADDED	PERCENT RECOVERY
PARAMETER: 4-Methyl-2-pentanone DETECTION LIMIT: 0.10 UNITS: ug/l				DATE/TIME ANALYZED: 7/14/95 10:24 METHOD REFERENCE: SW-846 5030/8260		QC BATCH NUMBER: 952982 TECHNICIAN: PSF				
BLANK	CALIB CHK	BATCH BLANK	<1.00							
DUP2	DUPLICATE	9507-01241-003Q			4.00					
DUPLICATE	ANALYTICAL	9507-01241-001D	<10.0	<10.0	49.00			170	200.00	85.00
SPIKE	ANALYTICAL	9507-01241-003S	<10.0							
STANDARD	CALIB CHK	CHECK STD	18.4			20	92.00			
PARAMETER: Toluene DETECTION LIMIT: 0.03 UNITS: ug/l				DATE/TIME ANALYZED: 7/14/95 10:24 METHOD REFERENCE: SW-846 5030/8260		QC BATCH NUMBER: 952982 TECHNICIAN: PSF				
BLANK	CALIB CHK	BATCH BLANK	<0.31							
DUP2	DUPLICATE	9507-01241-003Q			2.00					
DUPLICATE	ANALYTICAL	9507-01241-001D	58.5	59.3	1.00			245	200.00	106.00
SPIKE	ANALYTICAL	9507-01241-003S	33.4							
STANDARD	CALIB CHK	CHECK STD	22			20	110.00			
PARAMETER: Chlorobenzene DETECTION LIMIT: 0.01 UNITS: ug/l				DATE/TIME ANALYZED: 7/14/95 10:24 METHOD REFERENCE: SW-846 5030/8260		QC BATCH NUMBER: 952982 TECHNICIAN: PSF				
BLANK	CALIB CHK	BATCH BLANK	<0.13							
DUP2	DUPLICATE	9507-01241-003Q			1.00					
DUPLICATE	ANALYTICAL	9507-01241-001D	<1.30	<1.30	44.00			198	200.00	99.00
SPIKE	ANALYTICAL	9507-01241-003S	<1.30							
STANDARD	CALIB CHK	CHECK STD	20			20	100.00			
PARAMETER: trans-1,4-Dichloro-2-butene DETECTION LIMIT: 0.07 UNITS: ug/l				DATE/TIME ANALYZED: 7/14/95 10:24 METHOD REFERENCE: SW-846 5030/8260		QC BATCH NUMBER: 952982 TECHNICIAN: PSF				
BLANK	CALIB CHK	BATCH BLANK	<0.66							
DUP2	DUPLICATE	9507-01241-003Q			2.00					
DUPLICATE	ANALYTICAL	9507-01241-001D	7.42	<6.60	189.00			351	400.00	88.00
SPIKE	ANALYTICAL	9507-01241-003S	<6.60							
STANDARD	CALIB CHK	CHECK STD	42			40	105.00			
PARAMETER: 2-Chloroethylvinyl ether DETECTION LIMIT: 0.05 UNITS: ug/l				DATE/TIME ANALYZED: 7/14/95 10:24 METHOD REFERENCE: SW-846 5030/8260		QC BATCH NUMBER: 952982 TECHNICIAN: PSF				
BLANK	CALIB CHK	BATCH BLANK	<0.53							
DUP2	DUPLICATE	9507-01241-003Q			6.00					
DUPLICATE	ANALYTICAL	9507-01241-001D	<5.30	<5.30	0.00			391	400.00	98.00
SPIKE	ANALYTICAL	9507-01241-003S	<5.30							
STANDARD	CALIB CHK	CHECK STD	36			40	90.00			
PARAMETER: 1,2,4-Trichlorobenzene DETECTION LIMIT: 0.08 UNITS: ug/l				DATE/TIME ANALYZED: 7/14/95 10:24 METHOD REFERENCE: SW-846 5030/8260		QC BATCH NUMBER: 952982 TECHNICIAN: PSF				
BLANK	CALIB CHK	BATCH BLANK	<0.79							
DUP2	DUPLICATE	9507-01241-003Q			2.00					
DUPLICATE	ANALYTICAL	9507-01241-001D	<7.90	<7.90	44.00			205	200.00	102.00
SPIKE	ANALYTICAL	9507-01241-003S	<7.90							
STANDARD	CALIB CHK	CHECK STD	22			20	110.00			

STANDARD LABORATORIES, INC. 2315 Glenview Drive Evansville, IN 47720 PH (812) 424-2909 FAX (812) 424-0667

NC = Not Calculable Due To Lower Than The Detection Limit

Quality Control Acceptance Criteria:

Blanks..... Analyzed Value <= Detection Limit
Reference Standards 100 +/- 10 Percent Recovery
Duplicates..... 20 Percent Relative Difference, Unless Values Are Below Detection Limits
Spikes..... 100 +/- 25 Percent Recovery

Note: Data Reported In QA Report May Be Lower Than Value On Sample Data Page Due To Dilution Of Sample Into Analytical Range

RECEIVED

AUG 2 1995

IIT Research Institute
By _____

QUALITY ASSURANCE REPORT

Report Dated: 7/20/95

Page 4

JOB NUMBER: 9507-01241

CUSTOMER: Standard Laboratories, Inc. 55 ATTN: Scott Robbins

ANALYSIS				DUPLICATES		REFERENCE STANDARDS		MATRIX SPIKES			
ANALYSIS TYPE	ANALYSIS SUB-TYPE	ANALYSIS I.D.	ANALYZED VALUE (A)	DUPLICATE VALUE (B)	RPD	TRUE VALUE	PERCENT RECOVERY	ORIGINAL VALUE	SPIKE ADDED	PERCENT RECOVERY	
PARAMETER: Chlorodibromomethane DETECTION LIMIT: 0.02 UNITS: ug/l				DATE/TIME ANALYZED: 7/14/95 10:24 METHOD REFERENCE: SW-846 5030/8260				QC BATCH NUMBER: 952982 TECHNICIAN: PSF			
BLANK	CALIB CHK	BATCH BLANK	<0.18								
DUP2	DUPLICATE	9507-01241-003Q			1.00						
DUPLICATE	ANALYTICAL	9507-01241-001D	<1.80	<1.80	0.00			207	200.00	104.00	
SPIKE	ANALYTICAL	9507-01241-003S	<1.80								
STANDARD	CALIB CHK	CHECK STD	21			20	105.00				
PARAMETER: 2-Chloro-1,3-Butadiene DETECTION LIMIT: 0.03 UNITS: ug/l				DATE/TIME ANALYZED: 7/14/95 10:24 METHOD REFERENCE: SW-846 5030/8260				QC BATCH NUMBER: 952982 TECHNICIAN: PSF			
BLANK	CALIB CHK	BATCH BLANK	<0.30								
DUP2	DUPLICATE	9507-01241-003Q			0.00						
DUPLICATE	ANALYTICAL	9507-01241-001D	<3.00	<3.00	15.00			221	200.00	110.00	
SPIKE	ANALYTICAL	9507-01241-003S	<3.00								
STANDARD	CALIB CHK	CHECK STD	23			20	115.00				
PARAMETER: Tetrachloroethene DETECTION LIMIT: 0.05 UNITS: ug/l				DATE/TIME ANALYZED: 7/14/95 10:24 METHOD REFERENCE: SW-846 5030/8260				QC BATCH NUMBER: 952982 TECHNICIAN: PSF			
BLANK	CALIB CHK	BATCH BLANK	<0.52								
DUP2	DUPLICATE	9507-01241-003Q			1.00						
DUPLICATE	ANALYTICAL	9507-01241-001D	20.1	20.3	1.00						
SPIKE	ANALYTICAL	9507-01241-003S	13.9					387	290.00	129.00	
STANDARD	CALIB CHK	CHECK STD	36			29	124.00				
PARAMETER: cis-1,4-Dichloro-2-butene DETECTION LIMIT: 0.08 UNITS: ug/l				DATE/TIME ANALYZED: 7/14/95 10:24 METHOD REFERENCE: SW-846 5030/8260				QC BATCH NUMBER: 952982 TECHNICIAN: PSF			
BLANK	CALIB CHK	BATCH BLANK	<0.80								
DUP2	DUPLICATE	9507-01241-003Q			2.00						
DUPLICATE	ANALYTICAL	9507-01241-001D	<8.00	<8.00	1.00						
SPIKE	ANALYTICAL	9507-01241-003S	<8.00					342	400.00	85.00	
STANDARD	CALIB CHK	CHECK STD	41			40	103.00				
PARAMETER: trans-1,2-Dichloroethene DETECTION LIMIT: 0.04 UNITS: ug/l				DATE/TIME ANALYZED: 7/14/95 10:24 METHOD REFERENCE: SW-846 5030/8260				QC BATCH NUMBER: 952982 TECHNICIAN: PSF			
BLANK	CALIB CHK	BATCH BLANK	<0.39								
DUP2	DUPLICATE	9507-01241-003Q			1.00						
DUPLICATE	ANALYTICAL	9507-01241-001D	<3.90	<3.90	30.00						
SPIKE	ANALYTICAL	9507-01241-003S	<3.90					196	200.00	98.00	
STANDARD	CALIB CHK	CHECK STD	20			20	100.00				
PARAMETER: 1,3-Dichlorobenzene DETECTION LIMIT: 0.04 UNITS: ug/l				DATE/TIME ANALYZED: 7/14/95 10:24 METHOD REFERENCE: SW-846 5030/8260				QC BATCH NUMBER: 952982 TECHNICIAN: PSF			
BLANK	CALIB CHK	BATCH BLANK	<0.43								
DUP2	DUPLICATE	9507-01241-003Q			2.00						
DUPLICATE	ANALYTICAL	9507-01241-001D	<4.30	<4.30	12.00						
SPIKE	ANALYTICAL	9507-01241-003S	<4.30					192	200.00	96.00	
STANDARD	CALIB CHK	CHECK STD	20			20	100.00				

STANDARD LABORATORIES, INC. 2315 Glenview Drive Evansville, IN 47720 PH (812) 424-2909 FAX (812) 424-0667

NC = Not Calculable Due To Lower Than The Detection Limit

Quality Control Acceptance Criteria:

Blanks Analyzed Value <= Detection Limit
Reference Standards 100 +/- 10 Percent Recovery
Duplicates 20 Percent Relative Difference, Unless Values Are Below Detection Limits
Spikes 100 +/- 25 Percent Recovery

Note: Data Reported In QA Report May Be Lower Than Value On Sample Data Page Due To Dilution Of Sample Into Analytical Range

RECEIVED

AUG 2 1995

IIT Research Institute

QUALITY ASSURANCE REPORT											
Report Dated: 7/20/95											
Page 5											
JOB NUMBER: 9507-01241				CUSTOMER: Standard Laboratories, Inc. 55 ATTN: Scott Robbins							
ANALYSIS				DUPLICATES		REFERENCE STANDARDS		MATRIX SPIKES			
ANALYSIS TYPE	ANALYSIS SUB-TYPE	ANALYSIS I.D.	ANALYZED VALUE (A)	DUPLICATE VALUE (B)	RPD	TRUE VALUE	PERCENT RECOVERY	ORIGINAL VALUE	SPIKE ADDED	PERCENT RECOVERY	
PARAMETER: Carbon tetrachloride DETECTION LIMIT: 0.05 UNITS: ug/l				DATE/TIME ANALYZED: 7/14/95 10:24 METHOD REFERENCE: SW-846 5030/8260				QC BATCH NUMBER: 952982 TECHNICIAN: PSF			
BLANK	CALIB CHK	BATCH BLANK	<0.50								
DUP2	DUPLICATE	9507-01241-003Q			1.00						
DUPLICATE	ANALYTICAL	9507-01241-001D	<5.00	<5.00	174.00			219	200.00	109.00	
SPIKE	ANALYTICAL	9507-01241-003S	<5.00								
STANDARD	CALIB CHK	CHECK STD	22			20	110.00				
PARAMETER: 2-Hexanone DETECTION LIMIT: 0.11 UNITS: ug/l				DATE/TIME ANALYZED: 7/14/95 10:24 METHOD REFERENCE: SW-846 5030/8260				QC BATCH NUMBER: 952982 TECHNICIAN: PSF			
BLANK	CALIB CHK	BATCH BLANK	<1.09								
DUP2	DUPLICATE	9507-01241-003Q			2.00						
DUPLICATE	ANALYTICAL	9507-01241-001D	<10.9	<10.9	183.00			166	200.00	82.00	
SPIKE	ANALYTICAL	9507-01241-003S	<10.9								
STANDARD	CALIB CHK	CHECK STD	18.0			20	90.00				
PARAMETER: 1,1,1,2-Tetrachloroethane DETECTION LIMIT: 0.04 UNITS: ug/l				DATE/TIME ANALYZED: 7/14/95 10:24 METHOD REFERENCE: SW-846 5030/8260				QC BATCH NUMBER: 952982 TECHNICIAN: PSF			
BLANK	CALIB CHK	BATCH BLANK	<0.38								
DUP2	DUPLICATE	9507-01241-003Q			2.00						
DUPLICATE	ANALYTICAL	9507-01241-001D	<3.80	<3.80	0.00			195	200.00	98.00	
SPIKE	ANALYTICAL	9507-01241-003S	<3.80								
STANDARD	CALIB CHK	CHECK STD	20			20	100.00				
PARAMETER: Acetone DETECTION LIMIT: 1.17 UNITS: ug/l				DATE/TIME ANALYZED: 7/14/95 10:24 METHOD REFERENCE: SW-846 5030/8260				QC BATCH NUMBER: 952982 TECHNICIAN: PSF			
BLANK	CALIB CHK	BATCH BLANK	<11.6								
DUP2	DUPLICATE	9507-01241-003Q			3.00						
DUPLICATE	ANALYTICAL	9507-01241-001D	176	197	11.00			499	200.00	132.00	
SPIKE	ANALYTICAL	9507-01241-003S	235								
STANDARD	CALIB CHK	CHECK STD	23.2			20	116.00				
PARAMETER: Chloroform DETECTION LIMIT: 0.07 UNITS: ug/l				DATE/TIME ANALYZED: 7/14/95 10:24 METHOD REFERENCE: SW-846 5030/8260				QC BATCH NUMBER: 952982 TECHNICIAN: PSF			
BLANK	CALIB CHK	BATCH BLANK	0.75								
DUP2	DUPLICATE	9507-01241-003Q			1.00						
DUPLICATE	ANALYTICAL	9507-01241-001D	8.55	9.17	7.00			209	200.00	100.00	
SPIKE	ANALYTICAL	9507-01241-003S	9.77								
STANDARD	CALIB CHK	CHECK STD	21			20	105.00				
PARAMETER: Hexachloroethane DETECTION LIMIT: 0.02 UNITS: ug/l				DATE/TIME ANALYZED: 7/14/95 10:24 METHOD REFERENCE: SW-846 5030/8260				QC BATCH NUMBER: 952982 TECHNICIAN: PSF			
BLANK	CALIB CHK	BATCH BLANK	<0.24								
DUP2	DUPLICATE	9507-01241-003Q			2.00						
DUPLICATE	ANALYTICAL	9507-01241-001D	<2.40	<2.40	200.00			171	200.00	86.00	
SPIKE	ANALYTICAL	9507-01241-003S	<2.40								
STANDARD	CALIB CHK	CHECK STD	19			20	95.00				

STANDARD LABORATORIES, INC. 2315 Glenview Drive Evansville, IN 47720 PH (812) 424-2909 FAX (812) 424-0667

NC = Not Calculable Due To Lower Than The Detection Limit

Quality Control Acceptance Criteria:

Blanks..... Analyzed Value <= Detection Limit
 Reference Standards 100 +/- 10 Percent Recovery
 Duplicates..... 20 Percent Relative Difference, Unless Values Are Below Detection Limits
 Spikes..... 100 +/- 25 Percent Recovery

Note: Data Reported In QA Report May Be Lower Than Value On Sample Data Page Due To Dilution Of Sample Into Analytical Range

RECEIVED

AUG 2 1995

IIT Research Institute
E/

QUALITY ASSURANCE REPORT										
Report Dated: 7/20/95										
Page 6										
JOB NUMBER: 9507-01241				CUSTOMER: Standard Laboratories, Inc. 55 ATTN: Scott Robbins						
ANALYSIS				DUPLICATES			REFERENCE STANDARDS		MATRIX SPIKES	
ANALYSIS TYPE	ANALYSIS SUB-TYPE	ANALYSIS I.D.	ANALYZED VALUE (A)	DUPLICATE VALUE (B)	RPD	TRUE VALUE	PERCENT RECOVERY	ORIGINAL VALUE	SPIKE ADDED	PERCENT RECOVERY
PARAMETER: Benzene DETECTION LIMIT: 0.02 UNITS: ug/l				DATE/TIME ANALYZED: 7/14/95 10:24 METHOD REFERENCE: SW-846 5030/8260			QC BATCH NUMBER: 952982 TECHNICIAN: PSF			
BLANK	CALIB CHK	BATCH BLANK	<0.16							
DUP2	DUPLICATE	9507-01241-003Q			1.00					
DUPLICATE	ANALYTICAL	9507-01241-001D	3.06	3.07	0.00			191	200.00	95.00
SPIKE	ANALYTICAL	9507-01241-003S	1.96							
STANDARD	CALIB CHK	CHECK STD	20			20	100.00			
PARAMETER: 1,1,1-Trichloroethane DETECTION LIMIT: 0.04 UNITS: ug/l				DATE/TIME ANALYZED: 7/14/95 10:24 METHOD REFERENCE: SW-846 5030/8260			QC BATCH NUMBER: 952982 TECHNICIAN: PSF			
BLANK	CALIB CHK	BATCH BLANK	<0.36							
DUP2	DUPLICATE	9507-01241-003Q			2.00					
DUPLICATE	ANALYTICAL	9507-01241-001D	130	132	2.00			322	200.00	111.00
SPIKE	ANALYTICAL	9507-01241-003S	101							
STANDARD	CALIB CHK	CHECK STD	22			20	110.00			
PARAMETER: Bromomethane DETECTION LIMIT: 0.25 UNITS: ug/l				DATE/TIME ANALYZED: 7/14/95 10:24 METHOD REFERENCE: SW-846 5030/8260			QC BATCH NUMBER: 952982 TECHNICIAN: PSF			
BLANK	CALIB CHK	BATCH BLANK	<2.49							
DUP2	DUPLICATE	9507-01241-003Q			3.00					
DUPLICATE	ANALYTICAL	9507-01241-001D	34.6	41.9	19.00					
SPIKE	ANALYTICAL	9507-01241-003S	<24.9					298	200.00	139.00
STANDARD	CALIB CHK	CHECK STD	42.4			20	212.00			
PARAMETER: Chloromethane DETECTION LIMIT: 0.06 UNITS: ug/l				DATE/TIME ANALYZED: 7/14/95 10:24 METHOD REFERENCE: SW-846 5030/8260			QC BATCH NUMBER: 952982 TECHNICIAN: PSF			
BLANK	CALIB CHK	BATCH BLANK	<0.60							
DUP2	DUPLICATE	9507-01241-003Q			3.00					
DUPLICATE	ANALYTICAL	9507-01241-001D	<6.00	<6.00	9.00					
SPIKE	ANALYTICAL	9507-01241-003S	<6.00					153	200.00	76.00
STANDARD	CALIB CHK	CHECK STD	16			20	80.00			
PARAMETER: Iodomethane DETECTION LIMIT: 0.04 UNITS: ug/l				DATE/TIME ANALYZED: 7/14/95 10:24 METHOD REFERENCE: SW-846 5030/8260			QC BATCH NUMBER: 952982 TECHNICIAN: PSF			
BLANK	CALIB CHK	BATCH BLANK	<0.43							
DUP2	DUPLICATE	9507-01241-003Q			3.00					
DUPLICATE	ANALYTICAL	9507-01241-001D	<4.30	<4.30	83.00					
SPIKE	ANALYTICAL	9507-01241-003S	<4.30					185	200.00	93.00
STANDARD	CALIB CHK	CHECK STD	15			20	75.00			
PARAMETER: Dibromomethane DETECTION LIMIT: 0.03 UNITS: ug/l				DATE/TIME ANALYZED: 7/14/95 10:24 METHOD REFERENCE: SW-846 5030/8260			QC BATCH NUMBER: 952982 TECHNICIAN: PSF			
BLANK	CALIB CHK	BATCH BLANK	<0.28							
DUP2	DUPLICATE	9507-01241-003Q			1.00					
DUPLICATE	ANALYTICAL	9507-01241-001D	<2.80	<2.80	0.00					
SPIKE	ANALYTICAL	9507-01241-003S	<2.80					202	200.00	101.00
STANDARD	CALIB CHK	CHECK STD	21			20	105.00			

STANDARD LABORATORIES, INC. 2315 Glenview Drive Evansville, IN 47720 PH (812) 424-2909 FAX (812) 424-0667

NC = Not Calculable Due To Lower Than The Detection Limit

Quality Control Acceptance Criteria:

Blanks..... Analyzed Value <= Detection Limit
Reference Standards 100 +/- 10 Percent Recovery
Dulicates..... 20 Percent Relative Difference, Unless Values Are Below Detection Limits
Spikes..... 100 +/- 25 Percent Recovery

Note: Data Reported In QA Report May Be Lower Than Value On Sample Data Page Due To Dilution Of Sample Into Analytical Range

RECEIVED

AUG 2 1995

IIT Research Institute
By _____

QUALITY ASSURANCE REPORT											
JOB NUMBER: 9507-01241						CUSTOMER: Standard Laboratories, Inc. 55 ATTN: Scott Robbins					
ANALYSIS				DUPLICATES		REFERENCE STANDARDS		MATRIX SPIKES			
ANALYSIS TYPE	ANALYSIS SUB-TYPE	ANALYSIS I.D.	ANALYZED VALUE (A)	DUPLICATE VALUE (B)	RPD	TRUE VALUE	PERCENT RECOVERY	ORIGINAL VALUE	SPIKE ADDED	PERCENT RECOVERY	
PARAMETER: Bromochloromethane DETECTION LIMIT: 0.06 UNITS: ug/l				DATE/TIME ANALYZED: 7/14/95 10:24 METHOD REFERENCE: SW-846 5030/8260				QC BATCH NUMBER: 952982 TECHNICIAN: PSF			
BLANK	CALIB CHK	BATCH BLANK	<0.59								
DUP2	DUPLICATE	9507-01241-003Q			1.00						
DUPLICATE	ANALYTICAL	9507-01241-001D	<5.90	<5.90	0.00			202	200.00	101.00	
SPIKE	ANALYTICAL	9507-01241-003S	<5.90								
STANDARD	CALIB CHK	CHECK STD	21			20	105.00				
PARAMETER: Chloroethane DETECTION LIMIT: 0.68 UNITS: ug/l				DATE/TIME ANALYZED: 7/14/95 10:24 METHOD REFERENCE: SW-846 5030/8260				QC BATCH NUMBER: 952982 TECHNICIAN: PSF			
BLANK	CALIB CHK	BATCH BLANK	<6.80								
DUP2	DUPLICATE	9507-01241-003Q			3.00						
DUPLICATE	ANALYTICAL	9507-01241-001D	<68.0	<68.0	97.00			264	200.00	131.00	
SPIKE	ANALYTICAL	9507-01241-003S	<68.0								
STANDARD	CALIB CHK	CHECK STD	25.0			20	125.00				
PARAMETER: Vinyl Chloride DETECTION LIMIT: 0.05 UNITS: ug/l				DATE/TIME ANALYZED: 7/14/95 10:24 METHOD REFERENCE: SW-846 5030/8260				QC BATCH NUMBER: 952982 TECHNICIAN: PSF			
BLANK	CALIB CHK	BATCH BLANK	<0.51								
DUP2	DUPLICATE	9507-01241-003Q			1.00						
DUPLICATE	ANALYTICAL	9507-01241-001D	<5.10	<5.10	0.00						
SPIKE	ANALYTICAL	9507-01241-003S	<5.10					176	200.00	88.00	
STANDARD	CALIB CHK	CHECK STD	18			20	90.00				
PARAMETER: Acetonitrile DETECTION LIMIT: 0.04 UNITS: ug/l				DATE/TIME ANALYZED: 7/14/95 10:24 METHOD REFERENCE: SW-846 5030/8260				QC BATCH NUMBER: 952982 TECHNICIAN: PSF			
BLANK	CALIB CHK	BATCH BLANK	<0.35								
DUP2	DUPLICATE	9507-01241-003Q			7.00						
DUPLICATE	ANALYTICAL	9507-01241-001D	<3.50	<3.50	87.00						
SPIKE	ANALYTICAL	9507-01241-003S	<3.50					189	200.00	94.00	
STANDARD	CALIB CHK	CHECK STD	20			20	100.00				
PARAMETER: Methylene chloride DETECTION LIMIT: 0.98 UNITS: ug/l				DATE/TIME ANALYZED: 7/14/95 10:24 METHOD REFERENCE: SW-846 5030/8260				QC BATCH NUMBER: 952982 TECHNICIAN: PSF			
BLANK	CALIB CHK	BATCH BLANK	<9.84								
DUP2	DUPLICATE	9507-01241-003Q			7.00						
DUPLICATE	ANALYTICAL	9507-01241-001D	268	138	64.00						
SPIKE	ANALYTICAL	9507-01241-003S	103					344	200.00	121.00	
STANDARD	CALIB CHK	CHECK STD	24.3			20	122.00				
PARAMETER: Carbon disulfide DETECTION LIMIT: 0.02 UNITS: ug/l				DATE/TIME ANALYZED: 7/14/95 10:24 METHOD REFERENCE: SW-846 5030/8260				QC BATCH NUMBER: 952982 TECHNICIAN: PSF			
BLANK	CALIB CHK	BATCH BLANK	<0.16								
DUP2	DUPLICATE	9507-01241-003Q			2.00						
DUPLICATE	ANALYTICAL	9507-01241-001D	<1.60	<1.60	12.00						
SPIKE	ANALYTICAL	9507-01241-003S	<1.60					163	200.00	81.00	
STANDARD	CALIB CHK	CHECK STD	19			20	95.00				

STANDARD LABORATORIES, INC. 2315 Glenview Drive Evansville, IN 47720 PH (812) 424-2909 FAX (812) 424-0667

NC = Not Calculable Due To Lower Than The Detection Limit

Quality Control Acceptance Criteria:

Blanks..... Analyzed Value <= Detection Limit
Reference Standards 100 +/- 10 Percent Recovery
Dulicates..... 20 Percent Relative Difference, Unless Values Are Below Detection Limits
Spikes..... 100 +/- 25 Percent Recovery

Note: Data Reported In QA Report May Be Lower Than Value On Sample Data Page Due To Dilution Of Sample Into Analytical Range

RECEIVED

AUG 2 1995

IIT Research Institute

QUALITY ASSURANCE REPORT

Report Dated: 7/20/95

Page 8

JOB NUMBER: 9507-01241

CUSTOMER: Standard Laboratories, Inc. 55 ATTN: Scott Robbins

ANALYSIS				DUPLICATES		REFERENCE STANDARDS		MATRIX SPIKES		
ANALYSIS TYPE	ANALYSIS SUB-TYPE	ANALYSIS I.D.	ANALYZED VALUE (A)	DUPLICATE VALUE (B)	RPD	TRUE VALUE	PERCENT RECOVERY	ORIGINAL VALUE	SPIKE ADDED	PERCENT RECOVERY
PARAMETER: Bromoform (Tribromomethane) DETECTION LIMIT: 0.03 UNITS: ug/l				DATE/TIME ANALYZED: 7/14/95 10:24 METHOD REFERENCE: SW-846 5030/8260		QC BATCH NUMBER: 952982 TECHNICIAN: PSF				
BLANK	CALIB CHK	BATCH BLANK	<0.26							
DUP2	DUPLICATE	9507-01241-003Q			2.00					
DUPLICATE	ANALYTICAL	9507-01241-001D	<2.60	<2.60	0.00			184	200.00	92.00
SPIKE	ANALYTICAL	9507-01241-003S	<2.60							
STANDARD	CALIB CHK	CHECK STD	20			20	100.00			
PARAMETER: Bromodichloromethane DETECTION LIMIT: 0.03 UNITS: ug/l				DATE/TIME ANALYZED: 7/14/95 10:24 METHOD REFERENCE: SW-846 5030/8260		QC BATCH NUMBER: 952982 TECHNICIAN: PSF				
BLANK	CALIB CHK	BATCH BLANK	<0.28							
DUP2	DUPLICATE	9507-01241-003Q			1.00					
DUPLICATE	ANALYTICAL	9507-01241-001D	<2.80	<2.80	200.00			200	200.00	100.00
SPIKE	ANALYTICAL	9507-01241-003S	<2.80							
STANDARD	CALIB CHK	CHECK STD	21			20	105.00			
PARAMETER: 1,1-Dichloroethane DETECTION LIMIT: 0.02 UNITS: ug/l				DATE/TIME ANALYZED: 7/14/95 10:24 METHOD REFERENCE: SW-846 5030/8260		QC BATCH NUMBER: 952982 TECHNICIAN: PSF				
BLANK	CALIB CHK	BATCH BLANK	<0.16							
DUP2	DUPLICATE	9507-01241-003Q			0.00					
DUPLICATE	ANALYTICAL	9507-01241-001D	15.5	15.9	3.00					
SPIKE	ANALYTICAL	9507-01241-003S	12.6					204	200.00	96.00
STANDARD	CALIB CHK	CHECK STD	19			20	95.00			
PARAMETER: 1,1-Dichloroethane DETECTION LIMIT: 0.04 UNITS: ug/l				DATE/TIME ANALYZED: 7/14/95 10:24 METHOD REFERENCE: SW-846 5030/8260		QC BATCH NUMBER: 952982 TECHNICIAN: PSF				
BLANK	CALIB CHK	BATCH BLANK	1.2							
DUP2	DUPLICATE	9507-01241-003Q			7.00					
DUPLICATE	ANALYTICAL	9507-01241-001D	<4.30	8.28	149.00					
SPIKE	ANALYTICAL	9507-01241-003S	6.81					100	200.00	47.00
STANDARD	CALIB CHK	CHECK STD	14			20	70.00			
PARAMETER: Trichlorofluoromethane DETECTION LIMIT: 0.03 UNITS: ug/l				DATE/TIME ANALYZED: 7/14/95 10:24 METHOD REFERENCE: SW-846 5030/8260		QC BATCH NUMBER: 952982 TECHNICIAN: PSF				
BLANK	CALIB CHK	BATCH BLANK	<0.26							
DUP2	DUPLICATE	9507-01241-003Q			3.00					
DUPLICATE	ANALYTICAL	9507-01241-001D	<2.60	<2.60	40.00					
SPIKE	ANALYTICAL	9507-01241-003S	<2.60					44.9	200.00	22.00
STANDARD	CALIB CHK	CHECK STD	19			20	95.00			
PARAMETER: Dichlorodifluoromethane DETECTION LIMIT: 0.07 UNITS: ug/l				DATE/TIME ANALYZED: 7/14/95 10:24 METHOD REFERENCE: SW-846 5030/8260		QC BATCH NUMBER: 952982 TECHNICIAN: PSF				
BLANK	CALIB CHK	BATCH BLANK	<0.70							
DUP2	DUPLICATE	9507-01241-003Q			0.00					
DUPLICATE	ANALYTICAL	9507-01241-001D	<7.00	<7.00	1.00					
SPIKE	ANALYTICAL	9507-01241-003S	<7.00					184	200.00	91.00
STANDARD	CALIB CHK	CHECK STD	19			20	95.00			

STANDARD LABORATORIES, INC. 2315 Glenview Drive Evansville, IN 47720 PH (812) 424-2909 FAX (812) 424-0667

NC = Not Calculable Due To Lower Than The Detection Limit

Quality Control Acceptance Criteria:

Blanks..... Analyzed Value <= Detection Limit
 Reference Standards 100 +/- 10 Percent Recovery
 Duplicates..... 20 Percent Relative Difference, Unless Values Are Below Detection Limits
 Spikes..... 100 +/- 25 Percent Recovery

Note: Data Reported In QA Report May Be Lower Than Value On Sample Data Page Due To Dilution Of Sample Into Analytical Range

RECEIVED

AUG 2 1995

IIT Research Institute
By _____

QUALITY ASSURANCE REPORT											
Report Dated: 7/20/95											
Page 9											
JOB NUMBER: 9507-01241				CUSTOMER: Standard Laboratories, Inc. 55 ATTN: Scott Robbins							
ANALYSIS				DUPLICATES			REFERENCE STANDARDS		MATRIX SPIKES		
ANALYSIS TYPE	ANALYSIS SUB-TYPE	ANALYSIS I.D.	ANALYZED VALUE (A)	DUPLICATE VALUE (B)	RPD	TRUE VALUE	PERCENT RECOVERY	ORIGINAL VALUE	SPIKE ADDED	PERCENT RECOVERY	
PARAMETER: Pentachloroethane DETECTION LIMIT: 0.02 UNITS: ug/l				DATE/TIME ANALYZED: 7/14/95 10:24 METHOD REFERENCE: SW-846 5030/8260			QC BATCH NUMBER: 952982 TECHNICIAN: PSF				
BLANK	CALIB CHK	BATCH BLANK	<0.15								
DUP2	DUPLICATE	9507-01241-003Q			2.00						
DUPLICATE	ANALYTICAL	9507-01241-001D	<1.50	<1.50	0.00			187	200.00	94.00	
SPIKE	ANALYTICAL	9507-01241-003S	<1.50								
STANDARD	CALIB CHK	CHECK STD	21			20	105.00				
PARAMETER: Isobutyl alcohol DETECTION LIMIT: 0.01 UNITS: ug/l				DATE/TIME ANALYZED: 7/14/95 10:24 METHOD REFERENCE: SW-846 5030/8260			QC BATCH NUMBER: 952982 TECHNICIAN: PSF				
BLANK	CALIB CHK	BATCH BLANK	0.26								
DUP2	DUPLICATE	9507-01241-003Q			90.00						
DUPLICATE	ANALYTICAL	9507-01241-001D	17.2	51.7	100.00			60.7	200.00	26.00	
SPIKE	ANALYTICAL	9507-01241-003S	8.43								
STANDARD	CALIB CHK	CHECK STD	18			20	90.00				
PARAMETER: 1,2-Dichloropropane DETECTION LIMIT: 0.04 UNITS: ug/l				DATE/TIME ANALYZED: 7/14/95 10:24 METHOD REFERENCE: SW-846 5030/8260			QC BATCH NUMBER: 952982 TECHNICIAN: PSF				
BLANK	CALIB CHK	BATCH BLANK	<0.35								
DUP2	DUPLICATE	9507-01241-003Q			1.00						
DUPLICATE	ANALYTICAL	9507-01241-001D	<3.50	<3.50	28.00						
SPIKE	ANALYTICAL	9507-01241-003S	<3.50					183	200.00	91.00	
STANDARD	CALIB CHK	CHECK STD	19			20	95.00				
PARAMETER: 2-Butanone (MEK) DETECTION LIMIT: 0.32 UNITS: ug/l				DATE/TIME ANALYZED: 7/14/95 10:24 METHOD REFERENCE: SW-846 5030/8260			QC BATCH NUMBER: 952982 TECHNICIAN: PSF				
BLANK	CALIB CHK	BATCH BLANK	<3.23								
DUP2	DUPLICATE	9507-01241-003Q			3.00						
DUPLICATE	ANALYTICAL	9507-01241-001D	48.0	54.2	12.00						
SPIKE	ANALYTICAL	9507-01241-003S	<32.3					224	200.00	98.00	
STANDARD	CALIB CHK	CHECK STD	21.1			20	106.00				
PARAMETER: 1,1,2-Trichloroethane DETECTION LIMIT: 0.02 UNITS: ug/l				DATE/TIME ANALYZED: 7/14/95 10:24 METHOD REFERENCE: SW-846 5030/8260			QC BATCH NUMBER: 952982 TECHNICIAN: PSF				
BLANK	CALIB CHK	BATCH BLANK	<0.22								
DUP2	DUPLICATE	9507-01241-003Q			2.00						
DUPLICATE	ANALYTICAL	9507-01241-001D	3.08	2.86	7.00						
SPIKE	ANALYTICAL	9507-01241-003S	<2.20					177	200.00	88.00	
STANDARD	CALIB CHK	CHECK STD	18			20	90.00				
PARAMETER: Trichloroethene DETECTION LIMIT: 0.04 UNITS: ug/l				DATE/TIME ANALYZED: 7/14/95 10:24 METHOD REFERENCE: SW-846 5030/8260			QC BATCH NUMBER: 952982 TECHNICIAN: PSF				
BLANK	CALIB CHK	BATCH BLANK	<0.38								
DUP2	DUPLICATE	9507-01241-003Q			1.00						
DUPLICATE	ANALYTICAL	9507-01241-001D	00.9	81.3	0.00						
SPIKE	ANALYTICAL	9507-01241-003S	52.1					279	200.00	113.00	
STANDARD	CALIB CHK	CHECK STD	24			20	120.00				

STANDARD LABORATORIES, INC. 2315 Glenview Drive Evansville, IN 47720 PH (812) 424-2909 FAX (812) 424-0667

NC = Not Calculable Due To Lower Than The Detection Limit

Quality Control Acceptance Criteria:

Blanks..... Analyzed Value <= Detection Limit

Reference Standards 100 +/- 10 Percent Recovery

Duplicates..... 20 Percent Relative Difference, Unless Values Are Below Detection Limits

Spikes..... 100 +/- 25 Percent Recovery

Note: Data Reported In QA Report May Be Lower Than Value On Sample Data Page Due To Dilution Of Sample Into Analytical Range

IIT Research Institute

B-167

RECEIVED
 AUG 2 1995
 IIT Research Institute

QUALITY ASSURANCE REPORT

Report Dated: 7/20/95

Page 10

JOB NUMBER: 9507-01241

CUSTOMER: Standard Laboratories, Inc. 55 ATTN: Scott Robbins

ANALYSIS				DUPLICATES		REFERENCE STANDARDS		MATRIX SPIKES		
ANALYSIS TYPE	ANALYSIS SUB-TYPE	ANALYSIS I.D.	ANALYZED VALUE (A)	DUPLICATE VALUE (B)	RPD	TRUE VALUE	PERCENT RECOVERY	ORIGINAL VALUE	SPIKE ADDED	PERCENT RECOVERY
PARAMETER: 1,1,2,2-Tetrachloroethane DETECTION LIMIT: 0.03 UNITS: ug/l				DATE/TIME ANALYZED: 7/14/95 10:24 METHOD REFERENCE: SW-846 5030/8260		QC BATCH NUMBER: 952982 TECHNICIAN: PSF				
BLANK	CALIB CHK	BATCH BLANK	<0.28							
DUP2	DUPLICATE	9507-01241-003Q			3.00					
DUPLICATE	ANALYTICAL	9507-01241-001D	2.91	3.80	27.00			163	200.00	80.00
SPIKE	ANALYTICAL	9507-01241-003S	2.91							
STANDARD	CALIB CHK	CHECK STD	18			20	90.00			
PARAMETER: Methyl methacrylate DETECTION LIMIT: 0.04 UNITS: ug/l				DATE/TIME ANALYZED: 7/14/95 10:24 METHOD REFERENCE: SW-846 5030/8260		QC BATCH NUMBER: 952982 TECHNICIAN: PSF				
BLANK	CALIB CHK	BATCH BLANK	<0.40							
DUP2	DUPLICATE	9507-01241-003Q			1.00					
DUPLICATE	ANALYTICAL	9507-01241-001D	<4.00	<4.00	0.00			197	200.00	97.00
SPIKE	ANALYTICAL	9507-01241-003S	<4.00							
STANDARD	CALIB CHK	CHECK STD	21			20	105.00			
PARAMETER: Hexachlorobutadiene DETECTION LIMIT: 0.11 UNITS: ug/l				DATE/TIME ANALYZED: 7/14/95 10:24 METHOD REFERENCE: SW-846 5030/8260		QC BATCH NUMBER: 952982 TECHNICIAN: PSF				
BLANK	CALIB CHK	BATCH BLANK	<1.06							
DUP2	DUPLICATE	9507-01241-003Q			2.00					
DUPLICATE	ANALYTICAL	9507-01241-001D	<10.6	<10.6	113.00					
SPIKE	ANALYTICAL	9507-01241-003S	<10.6					226	200.00	113.00
STANDARD	CALIB CHK	CHECK STD	24.2			20	121.00			
PARAMETER: Naphthalene DETECTION LIMIT: 0.07 UNITS: ug/l				DATE/TIME ANALYZED: 7/14/95 10:24 METHOD REFERENCE: SW-846 5030/8260		QC BATCH NUMBER: 952982 TECHNICIAN: PSF				
BLANK	CALIB CHK	BATCH BLANK	<0.68							
DUP2	DUPLICATE	9507-01241-003Q			2.00					
DUPLICATE	ANALYTICAL	9507-01241-001D	<6.80	<6.80	2.00					
SPIKE	ANALYTICAL	9507-01241-003S	<6.80					193	200.00	96.00
STANDARD	CALIB CHK	CHECK STD	21			20	105.00			
PARAMETER: o-Xylene DETECTION LIMIT: 0.04 UNITS: ug/l				DATE/TIME ANALYZED: 7/14/95 10:24 METHOD REFERENCE: SW-846 5030/8260		QC BATCH NUMBER: 952982 TECHNICIAN: PSF				
BLANK	CALIB CHK	BATCH BLANK	<0.40							
DUP2	DUPLICATE	9507-01241-003Q			2.00					
DUPLICATE	ANALYTICAL	9507-01241-001D	10.4	10.3	1.00					
SPIKE	ANALYTICAL	9507-01241-003S	6.33					281	250.00	110.00
STANDARD	CALIB CHK	CHECK STD	28			25	112.00			
PARAMETER: 1,2-Dichlorobenzene DETECTION LIMIT: 0.02 UNITS: ug/l				DATE/TIME ANALYZED: 7/14/95 10:24 METHOD REFERENCE: SW-846 5030/8260		QC BATCH NUMBER: 952982 TECHNICIAN: PSF				
BLANK	CALIB CHK	BATCH BLANK	<0.17							
DUP2	DUPLICATE	9507-01241-003Q			2.00					
DUPLICATE	ANALYTICAL	9507-01241-001D	<1.70	<1.70	105.00					
SPIKE	ANALYTICAL	9507-01241-003S	<1.70					191	200.00	95.00
STANDARD	CALIB CHK	CHECK STD	20			20	100.00			

STANDARD LABORATORIES, INC. 2315 Glenview Drive Evansville, IN 47720 PH (812) 424-2909 FAX (812) 424-0667

NC = Not Calculable Due To Lower Than The Detection Limit

Quality Control Acceptance Criteria:
 Blanks..... Analyzed Value <= Detection Limit
 Reference Standards 100 +/- 10 Percent Recovery
 Duplicates..... 20 Percent Relative Difference, Unless Values Are Below Detection Limits
 Spikes..... 100 +/- 25 Percent Recovery

Note: Data Reported In QA Report May Be Lower Than Value On Sample Data Page Due To Dilution Of Sample Into Analytical Range

RECEIVED

AUG 2 1995

IIT Research Institute
By _____

QUALITY ASSURANCE REPORT

Report Dated: 7/20/95

Page 11

JOB NUMBER: 9507-01241

CUSTOMER: Standard Laboratories, Inc. 55 ATTN: Scott Robbins

ANALYSIS				DUPLICATES			REFERENCE STANDARDS		MATRIX SPIKES		
ANALYSIS TYPE	ANALYSIS SUB-TYPE	ANALYSIS I.D.	ANALYZED VALUE (A)	DUPLICATE VALUE (B)	RPD	TRUE VALUE	PERCENT RECOVERY	ORIGINAL VALUE	SPIKE ADDED	PERCENT RECOVERY	
PARAMETER: 1,2-Dibromo-3-chloropropane DETECTION LIMIT: 0.26 UNITS: ug/l				DATE/TIME ANALYZED: 7/14/95 10:24 METHOD REFERENCE: SW-846 5030/8260			QC BATCH NUMBER: 952982 TECHNICIAN: PSF				
BLANK	CALIB CHK	BATCH BLANK	<2.57								
DUP2	DUPLICATE	9507-01241-003Q			3.00						
DUPLICATE	ANALYTICAL	9507-01241-001D	<25.7	<25.7	56.00			171	200.00	85.00	
SPIKE	ANALYTICAL	9507-01241-003S	<25.7								
STANDARD	CALIB CHK	CHECK STD	19.6			20	98.00				
PARAMETER: 1,2,3-Trichloropropane DETECTION LIMIT: 0.19 UNITS: ug/l				DATE/TIME ANALYZED: 7/14/95 10:24 METHOD REFERENCE: SW-846 5030/8260			QC BATCH NUMBER: 952982 TECHNICIAN: PSF				
BLANK	CALIB CHK	BATCH BLANK	<1.88								
DUP2	DUPLICATE	9507-01241-003Q			2.00						
DUPLICATE	ANALYTICAL	9507-01241-001D	<18.8	<18.8	76.00			180	200.00	90.00	
SPIKE	ANALYTICAL	9507-01241-003S	<18.8								
STANDARD	CALIB CHK	CHECK STD	20.6			20	103.00				
PARAMETER: Ethyl Methacrylate DETECTION LIMIT: 0.02 UNITS: ug/l				DATE/TIME ANALYZED: 7/14/95 10:24 METHOD REFERENCE: SW-846 5030/8260			QC BATCH NUMBER: 952982 TECHNICIAN: PSF				
BLANK	CALIB CHK	BATCH BLANK	<0.18								
DUP2	DUPLICATE	9507-01241-003Q			2.00						
DUPLICATE	ANALYTICAL	9507-01241-001D	<1.80	<1.80	5.00						
SPIKE	ANALYTICAL	9507-01241-003S	<1.80					181	200.00	90.00	
STANDARD	CALIB CHK	CHECK STD	19			20	95.00				
PARAMETER: m+p-Xylene DETECTION LIMIT: 0.06 UNITS: ug/l				DATE/TIME ANALYZED: 7/14/95 10:24 METHOD REFERENCE: SW-846 5030/8260			QC BATCH NUMBER: 952982 TECHNICIAN: PSF				
BLANK	CALIB CHK	BATCH BLANK	<0.58								
DUP2	DUPLICATE	9507-01241-003Q			1.00						
DUPLICATE	ANALYTICAL	9507-01241-001D	36.0	36.0	0.00						
SPIKE	ANALYTICAL	9507-01241-003S	21.5					441	370.00	113.00	
STANDARD	CALIB CHK	CHECK STD	43			37	116.00				
PARAMETER: Bromofluorobenzene DETECTION LIMIT: UNITS:				DATE/TIME ANALYZED: 7/14/95 10:24 METHOD REFERENCE:			QC BATCH NUMBER: 952982 TECHNICIAN: PSF				
DUP2	DUPLICATE	9507-01241-003Q			0.00						
SURROGATE	ANALYTICAL	BATCH BLANK					102.00				
SURROGATE	ANALYTICAL	CHECK STD					100.00				
SURROGATE	ANALYTICAL	9507-01241-001					103.00				
SURROGATE	ANALYTICAL	9507-01241-001D					103.00				
SURROGATE	ANALYTICAL	9507-01241-002					102.00				
SURROGATE	ANALYTICAL	9507-01241-003					103.00				
SURROGATE	ANALYTICAL	9507-01241-003S					103.00				
SURROGATE	ANALYTICAL	9507-01241-003Q					102.00				
PARAMETER: 1,2-Dichloroethane-d4 DETECTION LIMIT: UNITS:				DATE/TIME ANALYZED: 7/14/95 10:24 METHOD REFERENCE:			QC BATCH NUMBER: 952982 TECHNICIAN: PSF				
DUP2	DUPLICATE	9507-01241-003Q			1.00						
SURROGATE	ANALYTICAL	BATCH BLANK					107.00				
SURROGATE	ANALYTICAL	CHECK STD					109.00				

STANDARD LABORATORIES, INC. 2315 Glenview Drive Evansville, IN 47720 PH (812) 424-2909 FAX (812) 424-0667

NC = Not Calculable Due To Lower Than The Detection Limit

Quality Control Acceptance Criteria:

Blanks... Analyzed Value <= Detection Limit
Reference Standards 100 +/- 10 Percent Recovery
Duplicates... 20 Percent Relative Difference, Unless Values Are Below Detection Limits
Spikes... 100 +/- 25 Percent Recovery

Note: Data Reported In QA Report May Be Lower Than Value On Sample Data Page Due To Dilution Of Sample Into Analytical Range

K L -

AUG 2 1995

IIT Research Institute
By _____

QUALITY ASSURANCE REPORT										
Report Dated: 7/20/95 Page 12										
ANALYSIS				DUPLICATES		REFERENCE STANDARDS		MATRIX SPIKES		
ANALYSIS TYPE	ANALYSIS SUB-TYPE	ANALYSIS I.D.	ANALYZED VALUE (A)	DUPLICATE VALUE (B)	RPD	TRUE VALUE	PERCENT RECOVERY	ORIGINAL VALUE	SPIKE ADDED	PERCENT RECOVERY
PARAMETER: 1,2-Dichloroethane-d4			DATE/TIME ANALYZED: 7/14/95 10:24			QC BATCH NUMBER: 952982				
DETECTION LIMIT:			METHOD REFERENCE:			TECHNICIAN: PSF				
SURROGATE	ANALYTICAL	9507-01241-001					109.00			
SURROGATE	ANALYTICAL	9507-01241-001D					108.00			
SURROGATE	ANALYTICAL	9507-01241-002					109.00			
SURROGATE	ANALYTICAL	9507-01241-003					113.00			
SURROGATE	ANALYTICAL	9507-01241-003S					112.00			
SURROGATE	ANALYTICAL	9507-01241-003Q					114.00			
PARAMETER: Toluene-d8			DATE/TIME ANALYZED: 7/14/95 10:24			QC BATCH NUMBER: 952982				
DETECTION LIMIT:			METHOD REFERENCE:			TECHNICIAN: PSF				
DUP2	DUPLICATE	9507-01241-003Q			1.00					
SURROGATE	ANALYTICAL	BATCH BLANK					97.00			
SURROGATE	ANALYTICAL	CHECK STD					94.00			
SURROGATE	ANALYTICAL	9507-01241-001					96.00			
SURROGATE	ANALYTICAL	9507-01241-001D					96.00			
SURROGATE	ANALYTICAL	9507-01241-002					96.00			
SURROGATE	ANALYTICAL	9507-01241-003					96.00			
SURROGATE	ANALYTICAL	9507-01241-003S					93.00			
SURROGATE	ANALYTICAL	9507-01241-003Q					95.00			
STANDARD LABORATORIES, INC. 2315 Glenview Drive Evansville, IN 47720 PH (812) 424-2909 FAX (812) 424-0667										

NC = Not Calculable Due To Lower Than The Detection Limit

Quality Control Acceptance Criteria:

Blanks Analyzed Value <= Detection Limit
 Reference Standards 100 +/- 10 Percent Recovery
 Duplicates 20 Percent Relative Difference, Unless Values Are Below Detection Limits
 Spikes 100 +/- 25 Percent Recovery

Note: Data Reported In QA Report May Be Lower Than Value On Sample Data Page Due To Dilution Of Sample Into Analytical Range

RECEIVED
AUG 4 1995
IIT Research Institute

ANALYTICAL REPORT

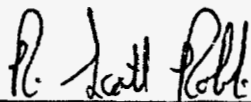
JOB NUMBER: 9507-01313
REPORT DATED: 7/28/95

FOR

I I T RESEARCH INSTITUTE
10 WEST 35TH STREET
CHICAGO, ILL 60616

ATTN: HARSH DEV

RESPECTFULLY SUBMITTED,



R. SCOTT ROBBINS, LAB MANAGER

RECEIVED

AUG 4 1995

IIT Research Institute
By _____

*was
dilution
required.*

LABORATORY TESTS RESULTS

Report Dated: 7/28/95

Page 2

JOB NUMBER: 9507-01313

CUSTOMER: Standard Laboratories, Inc. 55 ATTN: Scott Robbins

LABORATORY I.D.: 9507-01313 -1
DATE SAMPLED: 7/19/95
TIME SAMPLED: 10:50
DATE RECEIVED: 7/22/95
TIME RECEIVED: 12:00

SAMPLE I.D.: 57710 S107191050

TEST DESCRIPTION	FINAL RESULT	DETECTION LIMIT	UNIT OF MEASURE	TEST METHOD	DATE	TECHNICIAN
Volatile Organic Compounds	51600			SW-846 5030/8260	7/26/95	PSF
Acetone	51580	2320	ug/l	SW-846 5030/8260	7/26/95	PSF
Acetonitrile	<70.0	70.0	ug/l	SW-846 5030/8260	7/26/95	PSF
Acrolein	<730	730	ug/l	SW-846 5030/8260	7/26/95	PSF
Acrylonitrile	<216	216	ug/l	SW-846 5030/8260	7/26/95	PSF
Allyl chloride	<188	188	ug/l	SW-846 5030/8260	7/26/95	PSF
Benzene	20100	32.0	ug/l	SW-846 5030/8260	7/26/95	PSF
Bromochloromethane	<118	118	ug/l	SW-846 5030/8260	7/26/95	PSF
Bromodichloromethane	19700	56.0	ug/l	SW-846 5030/8260	7/26/95	PSF
Bromoform (Tribromomethane)	49500	52.0	ug/l	SW-846 5030/8260	7/26/95	PSF
Bromomethane	<498	498	ug/l	SW-846 5030/8260	7/26/95	PSF
2-Butanone (MEK)	57400	646	ug/l	SW-846 5030/8260	7/26/95	PSF
Carbon disulfide	21900	32.0	ug/l	SW-846 5030/8260	7/26/95	PSF
Carbon tetrachloride	17400	100	ug/l	SW-846 5030/8260	7/26/95	PSF
Chlorobenzene	20400	26.0	ug/l	SW-846 5030/8260	7/26/95	PSF
2-Chloro-1,3-Butadiene	<60.0	60.0	ug/l	SW-846 5030/8260	7/26/95	PSF
Chlorodibromomethane	19800	36.0	ug/l	SW-846 5030/8260	7/26/95	PSF
Chloroethane	<1360	1360	ug/l	SW-846 5030/8260	7/26/95	PSF
2-Chloroethylvinyl ether	<106	106	ug/l	SW-846 5030/8260	7/26/95	PSF
Chloroform	19700	148	ug/l	SW-846 5030/8260	7/26/95	PSF
Chloromethane	<120	120	ug/l	SW-846 5030/8260	7/26/95	PSF
1,2-Dibromo-3-chloropropane	<514	514	ug/l	SW-846 5030/8260	7/26/95	PSF
1,2-Dibromoethane (EDB)	<36.0	36.0	ug/l	SW-846 5030/8260	7/26/95	PSF
Dibromomethane	<56.0	56.0	ug/l	SW-846 5030/8260	7/26/95	PSF
1,2-Dichlorobenzene	<34.0	34.0	ug/l	SW-846 5030/8260	7/26/95	PSF
1,3-Dichlorobenzene	<86.0	86.0	ug/l	SW-846 5030/8260	7/26/95	PSF
1,4-Dichlorobenzene	<68.0	68.0	ug/l	SW-846 5030/8260	7/26/95	PSF
cis-1,4-Dichloro-2-butene	<160	160	ug/l	SW-846 5030/8260	7/26/95	PSF
trans-1,4-Dichloro-2-butene	<132	132	ug/l	SW-846 5030/8260	7/26/95	PSF
Dichlorodifluoromethane	<140	140	ug/l	SW-846 5030/8260	7/26/95	PSF
1,1-Dichloroethane	19000	32.0	ug/l	SW-846 5030/8260	7/26/95	PSF
1,2-Dichloroethane	19500	76.0	ug/l	SW-846 5030/8260	7/26/95	PSF
1,1-Dichloroethene	17800	86.0	ug/l	SW-846 5030/8260	7/26/95	PSF
trans-1,2-Dichloroethene	19300	78.0	ug/l	SW-846 5030/8260	7/26/95	PSF
cis-1,2 Dichloro ethene	23400					
DIBROMO chloro methane	19,800					

STANDARD LABORATORIES, INC. 2315 Glenview Drive Evansville, IN 47720 PH (812) 424-2909 FAX (812) 424-0667

RECEIVED

AUG 4 1995

IIT Research Institute
By _____

LABORATORY TESTS RESULTS

Report Dated: 7/28/95

Page 3

JOB NUMBER: 9507-01313

CUSTOMER: Standard Laboratories, Inc. 55 ATTN: Scott Robbins

LABORATORY I.D.: 9507-01313 -1
DATE SAMPLED: 7/19/95
TIME SAMPLED: 10:50
DATE RECEIVED: 7/22/95
TIME RECEIVED: 12:00

SAMPLE I.D.: 57710 S107191050

TEST DESCRIPTION	FINAL RESULT	DETECTION LIMIT	UNIT OF MEASURE	TEST METHOD	DATE	TECHNICIAN
1,2-Dichloropropane	20900	70.0	ug/l	SW-846 5030/8260	7/26/95	PSF
cis-1,3-Dichloropropene	24400	78.0	ug/l	SW-846 5030/8260	7/26/95	PSF
trans-1,3-Dichloropropene	20500	86.0	ug/l	SW-846 5030/8260	7/26/95	PSF
Ethylbenzene	23300	72.0	ug/l	SW-846 5030/8260	7/26/95	PSF
Ethyl Methacrylate	<36.0	36.0	ug/l	SW-846 5030/8260	7/26/95	PSF
Hexachlorobutadiene	<212	212	ug/l	SW-846 5030/8260	7/26/95	PSF
Hexachloroethane	<48.0	48.0	ug/l	SW-846 5030/8260	7/26/95	PSF
2-Hexanone	54000	218	ug/l	SW-846 5030/8260	7/26/95	PSF
Iodomethane	<86.0	86.0	ug/l	SW-846 5030/8260	7/26/95	PSF
Isobutyl alcohol	537	20.0	ug/l	SW-846 5030/8260	7/26/95	PSF
Methylene chloride	21350	1970	ug/l	SW-846 5030/8260	7/26/95	PSF
Methyl methacrylate	<80.0	80.0	ug/l	SW-846 5030/8260	7/26/95	PSF
4-Methyl-2-pentanone	53100	200	ug/l	SW-846 5030/8260	7/26/95	PSF
Naphthalene	<136	136	ug/l	SW-846 5030/8260	7/26/95	PSF
Pentachloroethane	282	30.0	ug/l	SW-846 5030/8260	7/26/95	PSF
Propionitrile	433	136	ug/l	SW-846 5030/8260	7/26/95	PSF
Styrene	21300	26.0	ug/l	SW-846 5030/8260	7/26/95	PSF
1,1,1,2-Tetrachloroethane	<76.0	76.0	ug/l	SW-846 5030/8260	7/26/95	PSF
1,1,2,2-Tetrachloroethane	20800	56.0	ug/l	SW-846 5030/8260	7/26/95	PSF
Tetrachloroethene	25800	104	ug/l	SW-846 5030/8260	7/26/95	PSF
Toluene	22000	62.0	ug/l	SW-846 5030/8260	7/26/95	PSF
1,2,4-Trichlorobenzene	<158	158	ug/l	SW-846 5030/8260	7/26/95	PSF
1,1,1-Trichloroethane	17100	72.0	ug/l	SW-846 5030/8260	7/26/95	PSF
1,1,2-Trichloroethane	21700	44.0	ug/l	SW-846 5030/8260	7/26/95	PSF
Trichloroethene	20900	76.0	ug/l	SW-846 5030/8260	7/26/95	PSF
Trichlorofluoromethane	<52.0	52.0	ug/l	SW-846 5030/8260	7/26/95	PSF
1,2,3-Trichloropropane	<376	376	ug/l	SW-846 5030/8260	7/26/95	PSF
Vinyl acetate	21500	30.0	ug/l	SW-846 5030/8260	7/26/95	PSF
Vinyl Chloride	<102	102	ug/l	SW-846 5030/8260	7/26/95	PSF
o-Xylene	22400	80.0	ug/l	SW-846 5030/8260	7/26/95	PSF
m+p-Xylene	39700	116	ug/l	SW-846 5030/8260	7/26/95	PSF

STANDARD LABORATORIES, INC. 2315 Glenview Drive Evansville, IN 47720 PH (812) 424-2909 FAX (812) 424-0667

IIT Research Institute
B-173

RECEIVED

AUG 4 1995

IIT Research Institute

LABORATORY TESTS RESULTS

Report Dated: 7/28/95

Page 4

JOB NUMBER: 9507-01313

CUSTOMER: Standard Laboratories, Inc. 55 ATTN: Scott Robbins

LABORATORY I.D.: 9507-01313 -2
 DATE SAMPLED: 7/19/95
 TIME SAMPLED: 11:15
 DATE RECEIVED: 7/22/95
 TIME RECEIVED: 12:00

SAMPLE I.D.: 57711 S107191115

TEST DESCRIPTION	FINAL RESULT	DETECTION LIMIT	UNIT OF MEASURE	TEST METHOD	DATE	TECHNICIAN
Volatile Organic Compounds				SW-846 5030/8260	7/26/95	PSF
Acetone	5870	580	ug/l	SW-846 5030/8260	7/26/95	PSF
Acetonitrile	<17.5	17.5	ug/l	SW-846 5030/8260	7/26/95	PSF
Acrolein	<183	183	ug/l	SW-846 5030/8260	7/26/95	PSF
Acrylonitrile	<54.0	54.0	ug/l	SW-846 5030/8260	7/26/95	PSF
Allyl chloride	<47.0	47.0	ug/l	SW-846 5030/8260	7/26/95	PSF
Benzene	1990	8.00	ug/l	SW-846 5030/8260	7/26/95	PSF
Bromochloromethane	<29.5	29.5	ug/l	SW-846 5030/8260	7/26/95	PSF
Bromodichloromethane	2090	14.0	ug/l	SW-846 5030/8260	7/26/95	PSF
Bromoform (Tribromomethane)	2160	13.0	ug/l	SW-846 5030/8260	7/26/95	PSF
Bromomethane	262	125	ug/l	SW-846 5030/8260	7/26/95	PSF
2-Butanone (MEK)	6700	162	ug/l	SW-846 5030/8260	7/26/95	PSF
Carbon disulfide	2180	8.00	ug/l	SW-846 5030/8260	7/26/95	PSF
Carbon tetrachloride	1810	25.0	ug/l	SW-846 5030/8260	7/26/95	PSF
Chlorobenzene	2170	6.50	ug/l	SW-846 5030/8260	7/26/95	PSF
2-Chloro-1,3-Butadiene	<15.0	15.0	ug/l	SW-846 5030/8260	7/26/95	PSF
Chlorodibromomethane	2190	9.00	ug/l	SW-846 5030/8260	7/26/95	PSF
Chloroethane	<340	340	ug/l	SW-846 5030/8260	7/26/95	PSF
2-Chloroethylvinyl ether	<26.5	26.5	ug/l	SW-846 5030/8260	7/26/95	PSF
Chloroform	2030	37.0	ug/l	SW-846 5030/8260	7/26/95	PSF
Chloromethane	<30.0	30.0	ug/l	SW-846 5030/8260	7/26/95	PSF
1,2-Dibromo-3-chloropropane	<129	129	ug/l	SW-846 5030/8260	7/26/95	PSF
1,2-Dibromoethane (EDB)	<9.00	9.00	ug/l	SW-846 5030/8260	7/26/95	PSF
Dibromomethane	<14.0	14.0	ug/l	SW-846 5030/8260	7/26/95	PSF
1,2-Dichlorobenzene	<8.50	8.50	ug/l	SW-846 5030/8260	7/26/95	PSF
1,3-Dichlorobenzene	<21.5	21.5	ug/l	SW-846 5030/8260	7/26/95	PSF
1,4-Dichlorobenzene	<17.0	17.0	ug/l	SW-846 5030/8260	7/26/95	PSF
cis-1,4-Dichloro-2-butene	<40.0	40.0	ug/l	SW-846 5030/8260	7/26/95	PSF
trans-1,4-Dichloro-2-butene	<33.0	33.0	ug/l	SW-846 5030/8260	7/26/95	PSF
Dichlorodifluoromethane	<35.0	35.0	ug/l	SW-846 5030/8260	7/26/95	PSF
1,1-Dichloroethane	1920	8.00	ug/l	SW-846 5030/8260	7/26/95	PSF
1,2-Dichloroethane	2040	19.0	ug/l	SW-846 5030/8260	7/26/95	PSF
1,1-Dichloroethene	1920	21.5	ug/l	SW-846 5030/8260	7/26/95	PSF
trans-1,2-Dichloroethene	2000	19.5	ug/l	SW-846 5030/8260	7/26/95	PSF

STANDARD LABORATORIES, INC. 2315 Glenview Drive Evansville, IN 47720 PH (812) 424-2909 FAX (812) 424-0667

IIT Research Institute
 B-174

RECEIVED

AUG 4 1995

IIT Research Institute
By _____

LABORATORY TESTS RESULTS

Report Dated: 7/28/95

Page 5

JOB NUMBER: 9507-01313

CUSTOMER: Standard Laboratories, Inc. 55 ATTN: Scott Robbins

LABORATORY I.D.: 9507-01313 -2
DATE SAMPLED.....: 7/19/95
TIME SAMPLED.....: 11:15
DATE RECEIVED.....: 7/22/95
TIME RECEIVED.....: 12:00

SAMPLE I.D.: 57711 S107191115

TEST DESCRIPTION	FINAL RESULT	DETECTION LIMIT	UNIT OF MEASURE	TEST METHOD	DATE	TECHNICIAN
1,2-Dichloropropane	2260	17.5	ug/l	SW-846 5030/8260	7/26/95	PSF
cis-1,3-Dichloropropene	2650	19.5	ug/l	SW-846 5030/8260	7/26/95	PSF
trans-1,3-Dichloropropene	2230	21.5	ug/l	SW-846 5030/8260	7/26/95	PSF
Ethylbenzene	2250	18.0	ug/l	SW-846 5030/8260	7/26/95	PSF
Ethyl Methacrylate	<9.00	9.00	ug/l	SW-846 5030/8260	7/26/95	PSF
Hexachlorobutadiene	<53.0	53.0	ug/l	SW-846 5030/8260	7/26/95	PSF
Hexachloroethane	<12.0	12.0	ug/l	SW-846 5030/8260	7/26/95	PSF
2-Hexanone	6450	54.5	ug/l	SW-846 5030/8260	7/26/95	PSF
Iodomethane	<21.5	21.5	ug/l	SW-846 5030/8260	7/26/95	PSF
Isobutyl alcohol	19.0	5.00	ug/l	SW-846 5030/8260	7/26/95	PSF
Methylene chloride	2200	492	ug/l	SW-846 5030/8260	7/26/95	PSF
Methyl methacrylate	<20.0	20.0	ug/l	SW-846 5030/8260	7/26/95	PSF
4-Methyl-2-pentanone	6130	50.0	ug/l	SW-846 5030/8260	7/26/95	PSF
Naphthalene	<34.0	34.0	ug/l	SW-846 5030/8260	7/26/95	PSF
Pentachloroethane	22.2	7.50	ug/l	SW-846 5030/8260	7/26/95	PSF
Propionitrile	47.8	34.0	ug/l	SW-846 5030/8260	7/26/95	PSF
Styrene	2200	6.5	ug/l	SW-846 5030/8260	7/26/95	PSF
1,1,1,2-Tetrachloroethane	<19.0	19.0	ug/l	SW-846 5030/8260	7/26/95	PSF
1,1,2,2-Tetrachloroethane	2390	14.0	ug/l	SW-846 5030/8260	7/26/95	PSF
Tetrachloroethene	2870	26.0	ug/l	SW-846 5030/8260	7/26/95	PSF
Toluene	2290	15.5	ug/l	SW-846 5030/8260	7/26/95	PSF
1,2,4-Trichlorobenzene	<39.5	39.5	ug/l	SW-846 5030/8260	7/26/95	PSF
1,1,1-Trichloroethane	1790	18.0	ug/l	SW-846 5030/8260	7/26/95	PSF
1,1,2-Trichloroethane	2340	11.0	ug/l	SW-846 5030/8260	7/26/95	PSF
Trichloroethene	2340	19.0	ug/l	SW-846 5030/8260	7/26/95	PSF
Trichlorofluoromethane	<13.0	13.0	ug/l	SW-846 5030/8260	7/26/95	PSF
1,2,3-Trichloropropane	<94.0	94.0	ug/l	SW-846 5030/8260	7/26/95	PSF
Vinyl acetate	1200	7.50	ug/l	SW-846 5030/8260	7/26/95	PSF
Vinyl Chloride	<25.5	25.5	ug/l	SW-846 5030/8260	7/26/95	PSF
o-Xylene	2360	20.0	ug/l	SW-846 5030/8260	7/26/95	PSF
m+p-Xylene	4180	29.0	ug/l	SW-846 5030/8260	7/26/95	PSF

STANDARD LABORATORIES, INC. 2315 Glenview Drive Evansville, IN 47720 PH (812) 424-2909 FAX (812) 424-0667

RECEIVED

AUG 4 1995

IIT Research Institute
By _____

LABORATORY TESTS RESULTS

Report Dated: 7/28/95

Page 6

JOB NUMBER: 9507-01313

CUSTOMER: Standard Laboratories, Inc. 55 ATTN: Scott Robbins

LABORATORY I.D.: 9507-01313 -3
DATE SAMPLED: 6/01/95
TIME SAMPLED: 0:00
DATE RECEIVED: 7/22/95
TIME RECEIVED: 12:00

SAMPLE I.D.: 57712 QAQC6

TEST DESCRIPTION	FINAL RESULT	DETECTION LIMIT	UNIT OF MEASURE	TEST METHOD	DATE	TECHNICIAN
Volatile Organic Compounds				SW-846 5030/8260	7/26/95	PSF
Acetone	354	116	ug/l	SW-846 5030/8260	7/26/95	PSF
Acetonitrile	<3.50	3.50	ug/l	SW-846 5030/8260	7/26/95	PSF
Acrolain	<36.5	36.5	ug/l	SW-846 5030/8260	7/26/95	PSF
Acrylonitrile	<10.8	10.8	ug/l	SW-846 5030/8260	7/26/95	PSF
Allyl chloride	<9.40	9.40	ug/l	SW-846 5030/8260	7/26/95	PSF
Benzene	90.8	1.60	ug/l	SW-846 5030/8260	7/26/95	PSF
Bromochloromethane	<5.90	5.90	ug/l	SW-846 5030/8260	7/26/95	PSF
Bromodichloromethane	95.1	2.80	ug/l	SW-846 5030/8260	7/26/95	PSF
Bromoform (Tribromomethane)	87.5	2.60	ug/l	SW-846 5030/8260	7/26/95	PSF
Bromomethane	123	24.9	ug/l	SW-846 5030/8260	7/26/95	PSF
2-Butanone (MEK)	288	32.3	ug/l	SW-846 5030/8260	7/26/95	PSF
Carbon disulfide	83.4	1.60	ug/l	SW-846 5030/8260	7/26/95	PSF
Carbon tetrachloride	86.4	5.00	ug/l	SW-846 5030/8260	7/26/95	PSF
Chlorobenzene	108	1.30	ug/l	SW-846 5030/8260	7/26/95	PSF
2-Chloro-1,3-Butadiene	<3.00	3.00	ug/l	SW-846 5030/8260	7/26/95	PSF
Chlorodibromomethane	96.3	1.80	ug/l	SW-846 5030/8260	7/26/95	PSF
Chloroethane	<68.0	68.0	ug/l	SW-846 5030/8260	7/26/95	PSF
2-Chloroethylvinyl ether	<5.30	5.30	ug/l	SW-846 5030/8260	7/26/95	PSF
Chloroform	104	7.40	ug/l	SW-846 5030/8260	7/26/95	PSF
Chloromethane	<6.00	6.00	ug/l	SW-846 5030/8260	7/26/95	PSF
1,2-Dibromo-3-chloropropane	<25.7	25.7	ug/l	SW-846 5030/8260	7/26/95	PSF
1,2-Dibromoethane (EDB)	<1.80	1.80	ug/l	SW-846 5030/8260	7/26/95	PSF
Dibromomethane	<2.80	2.80	ug/l	SW-846 5030/8260	7/26/95	PSF
1,2-Dichlorobenzene	<1.70	1.70	ug/l	SW-846 5030/8260	7/26/95	PSF
1,3-Dichlorobenzene	<4.30	4.30	ug/l	SW-846 5030/8260	7/26/95	PSF
1,4-Dichlorobenzene	<3.40	3.40	ug/l	SW-846 5030/8260	7/26/95	PSF
cis-1,4-Dichloro-2-butene	<8.00	8.00	ug/l	SW-846 5030/8260	7/26/95	PSF
trans-1,4-Dichloro-2-butene	<6.60	6.60	ug/l	SW-846 5030/8260	7/26/95	PSF
Dichlorodifluoromethane	<7.00	7.00	ug/l	SW-846 5030/8260	7/26/95	PSF
1,1-Dichloroethane	84.9	1.60	ug/l	SW-846 5030/8260	7/26/95	PSF
1,2-Dichloroethane	94.6	3.80	ug/l	SW-846 5030/8260	7/26/95	PSF
1,1-Dichloroethene	26.0	4.30	ug/l	SW-846 5030/8260	7/26/95	PSF
trans-1,2-Dichloroethene	94.2	3.90	ug/l	SW-846 5030/8260	7/26/95	PSF
CIS - 1,2 - Dichloro ethene	115.0					

STANDARD LABORATORIES, INC. 2315 Glenview Drive Evansville, IN 47720 PH (812) 424-2909 FAX (812) 424-0667

IIT Research Institute
B-176

RECEIVED

AUG 4 1995

IIT Research Institute
By _____

LABORATORY TESTS RESULTS

Report Dated: 7/28/95

Page 7

JOB NUMBER: 9507-01313

CUSTOMER: Standard Laboratories, Inc. 55 ATTN: Scott Robbins

LABORATORY I.D.: 9507-01313 -3
DATE SAMPLED: 6/01/95
TIME SAMPLED: 0:00
DATE RECEIVED: 7/22/95
TIME RECEIVED: 12:00

SAMPLE I.D.: 57712 QAQC6

TEST DESCRIPTION	FINAL RESULT	DETECTION LIMIT	UNIT OF MEASURE	TEST METHOD	DATE	TECHNICIAN
1,2-Dichloropropane	102	3.50	ug/l	SW-846 5030/8260	7/26/95	PSF
cis-1,3-Dichloropropene	121	3.90	ug/l	SW-846 5030/8260	7/26/95	PSF
trans-1,3-Dichloropropene	98.9	4.30	ug/l	SW-846 5030/8260	7/26/95	PSF
Ethylbenzene	106	3.60	ug/l	SW-846 5030/8260	7/26/95	PSF
Ethyl Methacrylate	<1.80	1.80	ug/l	SW-846 5030/8260	7/26/95	PSF
Hexachlorobutadiene	<10.6	10.6	ug/l	SW-846 5030/8260	7/26/95	PSF
Hexachloroethane	<2.40	2.40	ug/l	SW-846 5030/8260	7/26/95	PSF
2-Hexanone	244	10.9	ug/l	SW-846 5030/8260	7/26/95	PSF
Iodomethane	<4.30	4.30	ug/l	SW-846 5030/8260	7/26/95	PSF
Isobutyl alcohol	5.85	1.00	ug/l	SW-846 5030/8260	7/26/95	PSF
Methylene chloride	149	98.4	ug/l	SW-846 5030/8260	7/26/95	PSF
Methyl methacrylate	<4.00	4.00	ug/l	SW-846 5030/8260	7/26/95	PSF
4-Methyl-2-pentanone	257	10.0	ug/l	SW-846 5030/8260	7/26/95	PSF
Naphthalene	<6.80	6.80	ug/l	SW-846 5030/8260	7/26/95	PSF
Pentachloroethane	<1.50	1.50	ug/l	SW-846 5030/8260	7/26/95	PSF
Propionitrile	<6.80	6.80	ug/l	SW-846 5030/8260	7/26/95	PSF
Styrene	107	1.30	ug/l	SW-846 5030/8260	7/26/95	PSF
1,1,1,2-Tetrachloroethane	<3.80	3.80	ug/l	SW-846 5030/8260	7/26/95	PSF
1,1,2,2-Tetrachloroethane	101	2.80	ug/l	SW-846 5030/8260	7/26/95	PSF
Tetrachloroethene	139	5.20	ug/l	SW-846 5030/8260	7/26/95	PSF
Toluene	110	3.10	ug/l	SW-846 5030/8260	7/26/95	PSF
1,2,4-Trichlorobenzene	<7.90	7.90	ug/l	SW-846 5030/8260	7/26/95	PSF
1,1,1-Trichloroethane	88.1	3.60	ug/l	SW-846 5030/8260	7/26/95	PSF
1,1,2-Trichloroethane	100	2.20	ug/l	SW-846 5030/8260	7/26/95	PSF
Trichloroethene	112	3.80	ug/l	SW-846 5030/8260	7/26/95	PSF
Trichlorofluoromethane	<2.60	2.60	ug/l	SW-846 5030/8260	7/26/95	PSF
1,2,3-Trichloropropane	<18.8	18.8	ug/l	SW-846 5030/8260	7/26/95	PSF
Vinyl acetate	22.0	1.50	ug/l	SW-846 5030/8260	7/26/95	PSF
Vinyl Chloride	<5.10	5.10	ug/l	SW-846 5030/8260	7/26/95	PSF
o-Xylene	115	4.00	ug/l	SW-846 5030/8260	7/26/95	PSF
m+p-Xylene	209	5.80	ug/l	SW-846 5030/8260	7/26/95	PSF

STANDARD LABORATORIES, INC. 2315 Glenview Drive Evansville, IN 47720 PH (812) 424-2909 FAX (812) 424-0667

IIT Research Institute
B-177

RECEIVED

AUG 4 1995

IIT Research Institute
By: _____

LABORATORY TESTS RESULTS

Report Dated: 7/28/95

Page 8

JOB NUMBER: 9507-01313

CUSTOMER: Standard Laboratories, Inc. 55 ATTN: Scott Robbins

LABORATORY I.D.: 9507-01313 -4
DATE SAMPLED.....: 7/21/95
TIME SAMPLED.....: 9:22
DATE RECEIVED.....: 7/22/95
TIME RECEIVED.....: 12:00

SAMPLE I.D.: 57713 S107210922 Main line

TEST DESCRIPTION	FINAL RESULT	DETECTION LIMIT	UNIT OF MEASURE	TEST METHOD	DATE	TECHNICIAN
Volatile Organic Compounds				SW-846 5030/8260	7/26/95	PSF
Acetone	191	116	ug/l	SW-846 5030/8260	7/26/95	PSF
Acetonitrile	<3.50	3.50	ug/l	SW-846 5030/8260	7/26/95	PSF
Acrolein	<36.5	36.5	ug/l	SW-846 5030/8260	7/26/95	PSF
Acrylonitrile	<10.8	10.8	ug/l	SW-846 5030/8260	7/26/95	PSF
Allyl chloride	<9.40	9.40	ug/l	SW-846 5030/8260	7/26/95	PSF
Benzene	2.64	1.60	ug/l	SW-846 5030/8260	7/26/95	PSF
Bromochloromethane	<5.90	5.90	ug/l	SW-846 5030/8260	7/26/95	PSF
Bromodichloromethane	<2.80	2.80	ug/l	SW-846 5030/8260	7/26/95	PSF
Bromoform (Tribromomethane)	<2.60	2.60	ug/l	SW-846 5030/8260	7/26/95	PSF
Bromomethane	43.7	24.9	ug/l	SW-846 5030/8260	7/26/95	PSF
2-Butanone (MEK)	<32.3	32.3	ug/l	SW-846 5030/8260	7/26/95	PSF
Carbon disulfide	<1.60	1.60	ug/l	SW-846 5030/8260	7/26/95	PSF
Carbon tetrachloride	<5.00	5.00	ug/l	SW-846 5030/8260	7/26/95	PSF
Chlorobenzene	1.79	1.30	ug/l	SW-846 5030/8260	7/26/95	PSF
2-Chloro-1,3-Butadiene	<3.00	3.00	ug/l	SW-846 5030/8260	7/26/95	PSF
Chlorodibromomethane	<1.80	1.80	ug/l	SW-846 5030/8260	7/26/95	PSF
Chloroethane	<68.0	68.0	ug/l	SW-846 5030/8260	7/26/95	PSF
2-Chloroethylvinyl ether	<5.30	5.30	ug/l	SW-846 5030/8260	7/26/95	PSF
Chloroform	<7.40	7.40	ug/l	SW-846 5030/8260	7/26/95	PSF
Chloromethane	<6.00	6.00	ug/l	SW-846 5030/8260	7/26/95	PSF
1,2-Dibromo-3-chloropropane	<25.7	25.7	ug/l	SW-846 5030/8260	7/26/95	PSF
1,2-Dibromoethane (EDB)	<1.80	1.80	ug/l	SW-846 5030/8260	7/26/95	PSF
Dibromomethane	<2.80	2.80	ug/l	SW-846 5030/8260	7/26/95	PSF
1,2-Dichlorobenzene	<1.70	1.70	ug/l	SW-846 5030/8260	7/26/95	PSF
1,3-Dichlorobenzene	<4.30	4.30	ug/l	SW-846 5030/8260	7/26/95	PSF
1,4-Dichlorobenzene	<3.40	3.40	ug/l	SW-846 5030/8260	7/26/95	PSF
cis-1,4-Dichloro-2-butene	<8.00	8.00	ug/l	SW-846 5030/8260	7/26/95	PSF
trans-1,4-Dichloro-2-butene	<6.60	6.60	ug/l	SW-846 5030/8260	7/26/95	PSF
Dichlorodifluoromethane	<7.00	7.00	ug/l	SW-846 5030/8260	7/26/95	PSF
1,1-Dichloroethane	9.46	1.60	ug/l	SW-846 5030/8260	7/26/95	PSF
1,2-Dichloroethane	<3.80	3.80	ug/l	SW-846 5030/8260	7/26/95	PSF
1,1-Dichloroethane	24.2	4.30	ug/l	SW-846 5030/8260	7/26/95	PSF
trans-1,2-Dichloroethane	<3.90	3.90	ug/l	SW-846 5030/8260	7/26/95	PSF

STANDARD LABORATORIES, INC. 2315 Glenview Drive Evansville, IN 47720 PH (812) 424-2909 FAX (812) 424-0667

IIT Research Institute
B-178

RECEIVED

AUG 4 1995

IIT Research Institute

By _____

LABORATORY TESTS RESULTS

Report Dated: 7/28/95

Page 9

JOB NUMBER: 9507-01313

CUSTOMER: Standard Laboratories, Inc. 55 ATTN: Scott Robbins

LABORATORY I.D.: 9507-01313 -4
 DATE SAMPLED: 7/21/95
 TIME SAMPLED: 9:22
 DATE RECEIVED: 7/22/95
 TIME RECEIVED: 12:00

SAMPLE I.D.: 57713 S107210922 Main line

TEST DESCRIPTION	FINAL RESULT	DETECTION LIMIT	UNIT OF MEASURE	TEST METHOD	DATE	TECHNICIAN
1,2-Dichloropropane	<3.50	3.50	ug/l	SW-846 5030/8260	7/26/95	PSF
cis-1,3-Dichloropropene	<3.90	3.90	ug/l	SW-846 5030/8260	7/26/95	PSF
trans-1,3-Dichloropropene	<4.30	4.30	ug/l	SW-846 5030/8260	7/26/95	PSF
Ethylbenzene	6.56	3.60	ug/l	SW-846 5030/8260	7/26/95	PSF
Ethyl Methacrylate	<1.80	1.80	ug/l	SW-846 5030/8260	7/26/95	PSF
Hexachlorobutadiene	<10.6	10.6	ug/l	SW-846 5030/8260	7/26/95	PSF
Hexachloroethane	<2.40	2.40	ug/l	SW-846 5030/8260	7/26/95	PSF
2-Hexanone	<10.9	10.9	ug/l	SW-846 5030/8260	7/26/95	PSF
Iodomethane	<4.30	4.30	ug/l	SW-846 5030/8260	7/26/95	PSF
Isobutyl alcohol	3.03	1.00	ug/l	SW-846 5030/8260	7/26/95	PSF
Methylene chloride	<98.4	98.4	ug/l	SW-846 5030/8260	7/26/95	PSF
Methyl methacrylate	<4.00	4.00	ug/l	SW-846 5030/8260	7/26/95	PSF
4-Methyl-2-pentanone	<10.0	10.0	ug/l	SW-846 5030/8260	7/26/95	PSF
Naphthalene	<6.80	6.80	ug/l	SW-846 5030/8260	7/26/95	PSF
Pentachloroethane	<1.50	1.50	ug/l	SW-846 5030/8260	7/26/95	PSF
Propionitrile	<6.80	6.80	ug/l	SW-846 5030/8260	7/26/95	PSF
Styrene	2.90	1.30	ug/l	SW-846 5030/8260	7/26/95	PSF
1,1,1,2-Tetrachloroethane	<3.80	3.80	ug/l	SW-846 5030/8260	7/26/95	PSF
1,1,2,2-Tetrachloroethane	3.88	2.80	ug/l	SW-846 5030/8260	7/26/95	PSF
Tetrachloroethene	10.7	5.20	ug/l	SW-846 5030/8260	7/26/95	PSF
Toluene	17.7	3.10	ug/l	SW-846 5030/8260	7/26/95	PSF
1,2,4-Trichlorobenzene	<7.90	7.90	ug/l	SW-846 5030/8260	7/26/95	PSF
1,1,1-Trichloroethane	63.5	3.60	ug/l	SW-846 5030/8260	7/26/95	PSF
1,1,2-Trichloroethane	<2.20	2.20	ug/l	SW-846 5030/8260	7/26/95	PSF
Trichloroethene	32.8	3.80	ug/l	SW-846 5030/8260	7/26/95	PSF
Trichlorofluoromethane	<2.60	2.60	ug/l	SW-846 5030/8260	7/26/95	PSF
1,2,3-Trichloropropane	<18.8	18.8	ug/l	SW-846 5030/8260	7/26/95	PSF
Vinyl acetate	<1.50	1.50	ug/l	SW-846 5030/8260	7/26/95	PSF
Vinyl Chloride	<5.10	5.10	ug/l	SW-846 5030/8260	7/26/95	PSF
o-Xylene	4.61	4.00	ug/l	SW-846 5030/8260	7/26/95	PSF
m+p-Xylene	11.3	5.80	ug/l	SW-846 5030/8260	7/26/95	PSF

STANDARD LABORATORIES, INC. 2315 Glenview Drive Evansville, IN 47720 PH (812) 424-2909 FAX (812) 424-0667

IIT Research Institute

B-179

RECEIVED

AUG 4 1995

IIT Research Institute
By _____

QUALITY ASSURANCE REPORT											
Report Dated: 7/28/95											
Page 1											
JOB NUMBER: 9507-01313				CUSTOMER: Standard Laboratories, Inc. 55 ATTN: Scott Robbins							
ANALYSIS				DUPLICATES			REFERENCE STANDARDS		MATRIX SPIKES		
ANALYSIS TYPE	ANALYSIS SUB-TYPE	ANALYSIS I.D.	ANALYZED VALUE (A)	DUPLICATE VALUE (B)	RPD	TRUE VALUE	PERCENT RECOVERY	ORIGINAL VALUE	SPIKE ADDED	PERCENT RECOVERY	
PARAMETER: Ethylbenzene DETECTION LIMIT: 0.04 UNITS: ug/l				DATE/TIME ANALYZED: 7/26/95 12:00 METHOD REFERENCE: SW-846 5030/8260			QC BATCH NUMBER: 953167 TECHNICIAN: PSF				
BLANK	CALIB CHK	BATCH BLANK	<0.36								
DUP2	DUPLICATE	9507-01313-004Q			0.00						
DUPLICATE	ANALYTICAL	9507-01313-001D	22300	23300	4.00			273	260.00	102.00	
SPIKE	ANALYTICAL	9507-01313-004S	6.56								
STANDARD	CALIB CHK	CHECK STD	26			26	100.00				
PARAMETER: Styrene DETECTION LIMIT: 0.01 UNITS: ug/l				DATE/TIME ANALYZED: 7/26/95 12:00 METHOD REFERENCE: SW-846 5030/8260			QC BATCH NUMBER: 953167 TECHNICIAN: PSF				
BLANK	CALIB CHK	BATCH BLANK	<0.13								
DUP2	DUPLICATE	9507-01313-004Q			0.00						
DUPLICATE	ANALYTICAL	9507-01313-001D	20400	21300	4.00			210	200.00	104.00	
SPIKE	ANALYTICAL	9507-01313-004S	2.90								
STANDARD	CALIB CHK	CHECK STD	20			20	100.00				
PARAMETER: cis-1,3-Dichloropropene DETECTION LIMIT: 0.04 UNITS: ug/l				DATE/TIME ANALYZED: 7/26/95 12:00 METHOD REFERENCE: SW-846 5030/8260			QC BATCH NUMBER: 953167 TECHNICIAN: PSF				
BLANK	CALIB CHK	BATCH BLANK	<0.39								
DUP2	DUPLICATE	9507-01313-004Q			0.00						
DUPLICATE	ANALYTICAL	9507-01313-001D	23900	24400	2.00						
SPIKE	ANALYTICAL	9507-01313-004S	<3.90								
STANDARD	CALIB CHK	CHECK STD	49			40	123.00	494	400.00	123.00	
PARAMETER: trans-1,3-Dichloropropene DETECTION LIMIT: 0.04 UNITS: ug/l				DATE/TIME ANALYZED: 7/26/95 12:00 METHOD REFERENCE: SW-846 5030/8260			QC BATCH NUMBER: 953167 TECHNICIAN: PSF				
BLANK	CALIB CHK	BATCH BLANK	<0.43								
DUP2	DUPLICATE	9507-01313-004Q			0.00						
DUPLICATE	ANALYTICAL	9507-01313-001D	20100	20500	2.00						
SPIKE	ANALYTICAL	9507-01313-004S	<4.30								
STANDARD	CALIB CHK	CHECK STD	44			40	110.00	398	400.00	99.00	
PARAMETER: 1,4-Dichlorobenzene DETECTION LIMIT: 0.03 UNITS: ug/l				DATE/TIME ANALYZED: 7/26/95 12:00 METHOD REFERENCE: SW-846 5030/8260			QC BATCH NUMBER: 953167 TECHNICIAN: PSF				
BLANK	CALIB CHK	BATCH BLANK	<0.34								
DUP2	DUPLICATE	9507-01313-004Q			0.00						
DUPLICATE	ANALYTICAL	9507-01313-001D	<68.0	<68.0	58.00						
SPIKE	ANALYTICAL	9507-01313-004S	<3.40								
STANDARD	CALIB CHK	CHECK STD	21			20	105.00	215	200.00	107.00	
PARAMETER: 1,2-Dibromoethane (EDB) DETECTION LIMIT: 0.02 UNITS: ug/l				DATE/TIME ANALYZED: 7/26/95 12:00 METHOD REFERENCE: SW-846 5030/8260			QC BATCH NUMBER: 953167 TECHNICIAN: PSF				
BLANK	CALIB CHK	BATCH BLANK	<0.18								
DUP2	DUPLICATE	9507-01313-004Q			1.00						
DUPLICATE	ANALYTICAL	9507-01313-001D	<36.0	<36.0	135.00						
SPIKE	ANALYTICAL	9507-01313-004S	<1.80								
STANDARD	CALIB CHK	CHECK STD	20			20	100.00	183	200.00	91.00	

STANDARD LABORATORIES, INC. 2315 Glenview Drive Evansville, IN 47720 PH (812) 424-2909 FAX (812) 424-0667

NC = Not Calculable Due To Lower Than The Detection Limit

Quality Control Acceptance Criteria:

- Blanks..... Analyzed Value <= Detection Limit
- Reference Standards 100 +/- 10 Percent Recovery
- Duplicates..... 20 Percent Relative Difference, Unless Values Are Below Detection Limits
- Spikes..... 100 +/- 25 Percent Recovery

Note: Data Reported In QA Report May Be Lower Than Value On Sample Data Page Due To Dilution Of Sample Into Analytical Range

RECEIVED

AUG 4 1995

IIT Research Institute

QUALITY ASSURANCE REPORT

Report Dated: 7/28/95

Page 2

JOB NUMBER: 9507-01313

CUSTOMER: Standard Laboratories, Inc. 55 ATTN: Scott Robbins

ANALYSIS				DUPLICATES		REFERENCE STANDARDS		MATRIX SPIKES		
ANALYSIS TYPE	ANALYSIS SUB-TYPE	ANALYSIS I.D.	ANALYZED VALUE (A)	DUPLICATE VALUE (B)	RPD	TRUE VALUE	PERCENT RECOVERY	ORIGINAL VALUE	SPIKE ADDED	PERCENT RECOVERY
PARAMETER:Acrolein DETECTION LIMIT:0.37 UNITS: ug/l				DATE/TIME ANALYZED:7/26/95 12:00 METHOD REFERENCE:SW-846 5030/8260		QC BATCH NUMBER:953167 TECHNICIAN:PSF				
BLANK DUP2 DUPLICATE SPIKE STANDARD	CALIB CHK DUPLICATE ANALYTICAL ANALYTICAL CALIB CHK	BATCH BLANK 9507-01313-004Q 9507-01313-001D 9507-01313-004S CHECK STD	<3.65 <730 <36.5 17.3	<730	3.00 25.00	20	87.00	215	200.00	106.00
PARAMETER:Allyl chloride DETECTION LIMIT:0.09 UNITS: ug/l				DATE/TIME ANALYZED:7/26/95 12:00 METHOD REFERENCE:SW-846 5030/8260		QC BATCH NUMBER:953167 TECHNICIAN:PSF				
BLANK DUP2 DUPLICATE SPIKE STANDARD	CALIB CHK DUPLICATE ANALYTICAL ANALYTICAL CALIB CHK	BATCH BLANK 9507-01313-004Q 9507-01313-001D 9507-01313-004S CHECK STD	<0.94 <188 <9.40 21	<188	1.00 8.00	20	105.00	221	200.00	110.00
PARAMETER:1,2-Dichloroethane DETECTION LIMIT:0.04 UNITS: ug/l				DATE/TIME ANALYZED:7/26/95 12:00 METHOD REFERENCE:SW-846 5030/8260		QC BATCH NUMBER:953167 TECHNICIAN:PSF				
BLANK DUP2 DUPLICATE SPIKE STANDARD	CALIB CHK DUPLICATE ANALYTICAL ANALYTICAL CALIB CHK	BATCH BLANK 9507-01313-004Q 9507-01313-001D 9507-01313-004S CHECK STD	<0.38 19200 <3.80 18	19500	1.00 2.00	20	90.00	183	200.00	90.00
PARAMETER:Propionitrile DETECTION LIMIT:0.07 UNITS: ug/l				DATE/TIME ANALYZED:7/26/95 12:00 METHOD REFERENCE:SW-846 5030/8260		QC BATCH NUMBER:953167 TECHNICIAN:PSF				
BLANK DUP2 DUPLICATE SPIKE STANDARD	CALIB CHK DUPLICATE ANALYTICAL ANALYTICAL CALIB CHK	BATCH BLANK 9507-01313-004Q 9507-01313-001D 9507-01313-004S CHECK STD	<0.68 <136 <6.80 19	433	1.00 189.00	20	95.00	193	200.00	95.00
PARAMETER:Acrylonitrile DETECTION LIMIT:0.11 UNITS: ug/l				DATE/TIME ANALYZED:7/26/95 12:00 METHOD REFERENCE:SW-846 5030/8260		QC BATCH NUMBER:953167 TECHNICIAN:PSF				
BLANK DUP2 DUPLICATE SPIKE STANDARD	CALIB CHK DUPLICATE ANALYTICAL ANALYTICAL CALIB CHK	BATCH BLANK 9507-01313-004Q 9507-01313-001D 9507-01313-004S CHECK STD	<1.08 <216 <10.8 22.9	<216	1.00 37.00	20	115.00	204	200.00	102.00
PARAMETER:Vinyl acetate DETECTION LIMIT:0.02 UNITS: ug/l				DATE/TIME ANALYZED:7/26/95 12:00 METHOD REFERENCE:SW-846 5030/8260		QC BATCH NUMBER:953167 TECHNICIAN:PSF				
BLANK DUP2 DUPLICATE SPIKE STANDARD	CALIB CHK DUPLICATE ANALYTICAL ANALYTICAL CALIB CHK	BATCH BLANK 9507-01313-004Q 9507-01313-001D 9507-01313-004S CHECK STD	<0.15 21100 <1.50 21	21500	1.00 2.00	20	105.00	195	200.00	97.00

STANDARD LABORATORIES, INC. 2315 Glenview Drive Evansville, IN 47720 PH (812) 424-2909 FAX (812) 424-0667

NC = Not Calculable Due To Lower Than The Detection Limit

Quality Control Acceptance Criteria:

- Blanks..... Analyzed Value <= Detection Limit
- Reference Standards 100 +/- 10 Percent Recovery
- Duplicates..... 20 Percent Relative Difference, Unless Values Are Below Detection Limits
- Spikes..... 100 +/- 25 Percent Recovery

Note: Data Reported In QA Report May Be Lower Than Value On Sample Data Page Due To Dilution Of Sample Into Analytical Range

RECEIVED

AUG 4 1995

IIT Research Institute

QUALITY ASSURANCE REPORT

Report Dated: 7/28/95

Page 3

JOB NUMBER: 9507-01313

CUSTOMER: Standard Laboratories, Inc. 55 ATTN: Scott Robbins

ANALYSIS				DUPLICATES			REFERENCE STANDARDS		MATRIX SPIKES		
ANALYSIS TYPE	ANALYSIS SUB-TYPE	ANALYSIS I.D.	ANALYZED VALUE (A)	DUPLICATE VALUE (B)	RPD	TRUE VALUE	PERCENT RECOVERY	ORIGINAL VALUE	SPIKE ADDED	PERCENT RECOVERY	
PARAMETER: 4-Methyl-2-pentanone DETECTION LIMIT: 0.10 UNITS: ug/l				DATE/TIME ANALYZED: 7/26/95 12:00 METHOD REFERENCE: SW-846 5030/8260			QC BATCH NUMBER: 953167 TECHNICIAN: PSF				
BLANK	CALIB CHK	BATCH BLANK	<1.00								
DUP2	DUPLICATE	9507-01313-004Q		53100	2.00						
DUPLICATE	ANALYTICAL	9507-01313-001D	51800		2.00			161	200.00	77.00	
SPIKE	ANALYTICAL	9507-01313-004S	<10.0								
STANDARD	CALIB CHK	CHECK STD	20.1			20	101.00				
PARAMETER: Toluene DETECTION LIMIT: 0.03 UNITS: ug/l				DATE/TIME ANALYZED: 7/26/95 12:00 METHOD REFERENCE: SW-846 5030/8260			QC BATCH NUMBER: 953167 TECHNICIAN: PSF				
BLANK	CALIB CHK	BATCH BLANK	<0.31								
DUP2	DUPLICATE	9507-01313-004Q		22000	0.00						
DUPLICATE	ANALYTICAL	9507-01313-001D	21400		3.00			244	200.00	113.00	
SPIKE	ANALYTICAL	9507-01313-004S	17.7								
STANDARD	CALIB CHK	CHECK STD	22			20	110.00				
PARAMETER: Chlorobenzene DETECTION LIMIT: 0.01 UNITS: ug/l				DATE/TIME ANALYZED: 7/26/95 12:00 METHOD REFERENCE: SW-846 5030/8260			QC BATCH NUMBER: 953167 TECHNICIAN: PSF				
BLANK	CALIB CHK	BATCH BLANK	<0.13								
DUP2	DUPLICATE	9507-01313-004Q		20400	0.00						
DUPLICATE	ANALYTICAL	9507-01313-001D	19400		5.00			212	200.00	105.00	
SPIKE	ANALYTICAL	9507-01313-004S	1.79								
STANDARD	CALIB CHK	CHECK STD	20			20	100.00				
PARAMETER: trans-1,4-Dichloro-2-butene DETECTION LIMIT: 0.07 UNITS: ug/l				DATE/TIME ANALYZED: 7/26/95 12:00 METHOD REFERENCE: SW-846 5030/8260			QC BATCH NUMBER: 953167 TECHNICIAN: PSF				
BLANK	CALIB CHK	BATCH BLANK	<0.66								
DUP2	DUPLICATE	9507-01313-004Q		<132	1.00						
DUPLICATE	ANALYTICAL	9507-01313-001D	<132		98.00			316	400.00	78.00	
SPIKE	ANALYTICAL	9507-01313-004S	<6.60								
STANDARD	CALIB CHK	CHECK STD	41			40	103.00				
PARAMETER: 2-Chloroethylvinyl ether DETECTION LIMIT: 0.05 UNITS: ug/l				DATE/TIME ANALYZED: 7/26/95 12:00 METHOD REFERENCE: SW-846 5030/8260			QC BATCH NUMBER: 953167 TECHNICIAN: PSF				
BLANK	CALIB CHK	BATCH BLANK	<0.53								
DUP2	DUPLICATE	9507-01313-004Q		<106	2.00						
DUPLICATE	ANALYTICAL	9507-01313-001D	<106		45.00			416	400.00	104.00	
SPIKE	ANALYTICAL	9507-01313-004S	<5.30								
STANDARD	CALIB CHK	CHECK STD	44			40	110.00				
PARAMETER: 1,2,4-Trichlorobenzene DETECTION LIMIT: 0.08 UNITS: ug/l				DATE/TIME ANALYZED: 7/26/95 12:00 METHOD REFERENCE: SW-846 5030/8260			QC BATCH NUMBER: 953167 TECHNICIAN: PSF				
BLANK	CALIB CHK	BATCH BLANK	<0.79								
DUP2	DUPLICATE	9507-01313-004Q		<158	1.00						
DUPLICATE	ANALYTICAL	9507-01313-001D	<158		119.00			181	200.00	90.00	
SPIKE	ANALYTICAL	9507-01313-004S	<7.90								
STANDARD	CALIB CHK	CHECK STD	20			20	100.00				

STANDARD LABORATORIES, INC. 2315 Glenview Drive Evansville, IN 47720 PH (812) 424-2909 FAX (812) 424-0667

NC = Not Calculable Due To Lower Than The Detection Limit

Quality Control Acceptance Criteria:

Blanks..... Analyzed Value <= Detection Limit
Reference Standards 100 +/- 10 Percent Recovery
Dulicates..... 20 Percent Relative Difference, Unless Values Are Below Detection Limits
Spike..... 20 Percent Recovery

Note: Data Reported In QA Report May Be Lower Than Value On Sample Data Page Due To Dilution Of Sample Into Analytical Range

RECEIVED

AUG 4 1995

IIT Research Institute

QUALITY ASSURANCE REPORT

Report Dated: 7/28/95

Page 4

JOB NUMBER: 9507-01313

CUSTOMER: Standard Laboratories, Inc. 55 ATTN: Scott Robbins

ANALYSIS				DUPLICATES			REFERENCE STANDARDS		MATRIX SPIKES		
ANALYSIS TYPE	ANALYSIS SUB-TYPE	ANALYSIS I.D.	ANALYZED VALUE (A)	DUPLICATE VALUE (B)	RPD	TRUE VALUE	PERCENT RECOVERY	ORIGINAL VALUE	SPIKE ADDED	PERCENT RECOVERY	
PARAMETER: Chlorodibromomethane DETECTION LIMIT: 0.02 UNITS: ug/l				DATE/TIME ANALYZED: 7/26/95 12:00 METHOD REFERENCE: SW-846 5030/8260			QC BATCH NUMBER: 953167 TECHNICIAN: PSF				
BLANK	CALIB CHK	BATCH BLANK	<0.18								
DUP2	DUPLICATE	9507-01313-004Q			1.00						
DUPLICATE	ANALYTICAL	9507-01313-001D	19500	19800	2.00			184	200.00	92.00	
SPIKE	ANALYTICAL	9507-01313-004S	<1.80								
STANDARD	CALIB CHK	CHECK STD	20			20	100.00				
PARAMETER: 2-Chloro-1,3-Butadiene DETECTION LIMIT: 0.03 UNITS: ug/l				DATE/TIME ANALYZED: 7/26/95 12:00 METHOD REFERENCE: SW-846 5030/8260			QC BATCH NUMBER: 953167 TECHNICIAN: PSF				
BLANK	CALIB CHK	BATCH BLANK	<0.30								
DUP2	DUPLICATE	9507-01313-004Q			1.00						
DUPLICATE	ANALYTICAL	9507-01313-001D	<60.0	<60.0	13.00			209	200.00	104.00	
SPIKE	ANALYTICAL	9507-01313-004S	<3.00								
STANDARD	CALIB CHK	CHECK STD	22			20	110.00				
PARAMETER: Tetrachloroethene DETECTION LIMIT: 0.05 UNITS: ug/l				DATE/TIME ANALYZED: 7/26/95 12:00 METHOD REFERENCE: SW-846 5030/8260			QC BATCH NUMBER: 953167 TECHNICIAN: PSF				
BLANK	CALIB CHK	BATCH BLANK	<0.52								
DUP2	DUPLICATE	9507-01313-004Q			2.00						
DUPLICATE	ANALYTICAL	9507-01313-001D	24500	25800	5.00			377	290.00	126.00	
SPIKE	ANALYTICAL	9507-01313-004S	10.7								
STANDARD	CALIB CHK	CHECK STD	38			29	131.00				
PARAMETER: cis-1,4-Dichloro-2-butene DETECTION LIMIT: 0.08 UNITS: ug/l				DATE/TIME ANALYZED: 7/26/95 12:00 METHOD REFERENCE: SW-846 5030/8260			QC BATCH NUMBER: 953167 TECHNICIAN: PSF				
BLANK	CALIB CHK	BATCH BLANK	<0.80								
DUP2	DUPLICATE	9507-01313-004Q			1.00						
DUPLICATE	ANALYTICAL	9507-01313-001D	<160	<160	125.00			339	400.00	84.00	
SPIKE	ANALYTICAL	9507-01313-004S	<8.00								
STANDARD	CALIB CHK	CHECK STD	44			40	110.00				
PARAMETER: trans-1,2-Dichloroethene DETECTION LIMIT: 0.04 UNITS: ug/l				DATE/TIME ANALYZED: 7/26/95 12:00 METHOD REFERENCE: SW-846 5030/8260			QC BATCH NUMBER: 953167 TECHNICIAN: PSF				
BLANK	CALIB CHK	BATCH BLANK	<0.39								
DUP2	DUPLICATE	9507-01313-004Q			1.00						
DUPLICATE	ANALYTICAL	9507-01313-001D	18600	19300	4.00			204	200.00	101.00	
SPIKE	ANALYTICAL	9507-01313-004S	<3.90								
STANDARD	CALIB CHK	CHECK STD	21			20	105.00				
PARAMETER: 1,3-Dichlorobenzene DETECTION LIMIT: 0.04 UNITS: ug/l				DATE/TIME ANALYZED: 7/26/95 12:00 METHOD REFERENCE: SW-846 5030/8260			QC BATCH NUMBER: 953167 TECHNICIAN: PSF				
BLANK	CALIB CHK	BATCH BLANK	<0.43								
DUP2	DUPLICATE	9507-01313-004Q			0.00						
DUPLICATE	ANALYTICAL	9507-01313-001D	<86.0	<86.0	200.00			210	200.00	104.00	
SPIKE	ANALYTICAL	9507-01313-004S	<4.30								
STANDARD	CALIB CHK	CHECK STD	20			20	100.00				

STANDARD LABORATORIES, INC. 2315 Glenview Drive Evansville, IN 47720 PH (812) 424-2909 FAX (812) 424-0667

NC = Not Calculable Due To Lower Than The Detection Limit

Quality Control Acceptance Criteria:

Blanks..... Analyzed Value <= Detection Limit
Reference Standards 100 +/- 10 Percent Recovery
Duplications..... 20 Percent Relative Difference, Unless Values Are Below Detection Limits
Spikes..... 100 +/- 25 Percent Recovery

Note: Data Reported In QA Report May Be Lower Than Value On Sample Data Page Due To Dilution Of Sample Into Analytical Range

IIT Research Institute

B-183

RECEIVED

AUG 4 1995

IIT Research Institute

QUALITY ASSURANCE REPORT

Report Dated: 7/28/95

Page 5

JOB NUMBER: 9507-01313

CUSTOMER: Standard Laboratories, Inc. 55 ATTN: Scott Robbins

ANALYSIS				DUPLICATES		REFERENCE STANDARDS		MATRIX SPIKES		
ANALYSIS TYPE	ANALYSIS SUB-TYPE	ANALYSIS I.D.	ANALYZED VALUE (A)	DUPLICATE VALUE (B)	RPD	TRUE VALUE	PERCENT RECOVERY	ORIGINAL VALUE	SPIKE ADDED	PERCENT RECOVERY
PARAMETER: Carbon tetrachloride DETECTION LIMIT: 0.05 UNITS: ug/l				DATE/TIME ANALYZED: 7/26/95 12:00 METHOD REFERENCE: SW-846 5030/8260		QC BATCH NUMBER: 953167 TECHNICIAN: PSF				
BLANK	CALIB CHK	BATCH BLANK	<0.50							
DUP2	DUPLICATE	9507-01313-004Q		17400	1.00					
DUPLICATE	ANALYTICAL	9507-01313-001D	16900		3.00			179	200.00	89.00
SPIKE	ANALYTICAL	9507-01313-004S	<5.00			20	90.00			
STANDARD	CALIB CHK	CHECK STD	18							
PARAMETER: 2-Hexanone DETECTION LIMIT: 0.11 UNITS: ug/l				DATE/TIME ANALYZED: 7/26/95 12:00 METHOD REFERENCE: SW-846 5030/8260		QC BATCH NUMBER: 953167 TECHNICIAN: PSF				
BLANK	CALIB CHK	BATCH BLANK	<1.09							
DUP2	DUPLICATE	9507-01313-004Q		54000	2.00					
DUPLICATE	ANALYTICAL	9507-01313-001D	52200		3.00			153	200.00	72.00
SPIKE	ANALYTICAL	9507-01313-004S	<10.9			20	98.00			
STANDARD	CALIB CHK	CHECK STD	19.5							
PARAMETER: 1,1,1,2-Tetrachloroethane DETECTION LIMIT: 0.04 UNITS: ug/l				DATE/TIME ANALYZED: 7/26/95 12:00 METHOD REFERENCE: SW-846 5030/8260		QC BATCH NUMBER: 953167 TECHNICIAN: PSF				
BLANK	CALIB CHK	BATCH BLANK	<0.38							
DUP2	DUPLICATE	9507-01313-004Q		<76.0	0.00					
DUPLICATE	ANALYTICAL	9507-01313-001D	<76.0		3.00			197	200.00	98.00
SPIKE	ANALYTICAL	9507-01313-004S	<3.80			20	100.00			
STANDARD	CALIB CHK	CHECK STD	20							
PARAMETER: Acetone DETECTION LIMIT: 1.17 UNITS: ug/l				DATE/TIME ANALYZED: 7/26/95 12:00 METHOD REFERENCE: SW-846 5030/8260		QC BATCH NUMBER: 953167 TECHNICIAN: PSF				
BLANK	CALIB CHK	BATCH BLANK	<11.6							
DUP2	DUPLICATE	9507-01313-004Q		51580	2.00					
DUPLICATE	ANALYTICAL	9507-01313-001D	49110		5.00			347	200.00	78.00
SPIKE	ANALYTICAL	9507-01313-004S	191			20	94.00			
STANDARD	CALIB CHK	CHECK STD	18.8							
PARAMETER: Chloroform DETECTION LIMIT: 0.07 UNITS: ug/l				DATE/TIME ANALYZED: 7/26/95 12:00 METHOD REFERENCE: SW-846 5030/8260		QC BATCH NUMBER: 953167 TECHNICIAN: PSF				
BLANK	CALIB CHK	BATCH BLANK	<0.74							
DUP2	DUPLICATE	9507-01313-004Q		19700	2.00					
DUPLICATE	ANALYTICAL	9507-01313-001D	19300		2.00			196	200.00	95.00
SPIKE	ANALYTICAL	9507-01313-004S	<7.40			20	105.00			
STANDARD	CALIB CHK	CHECK STD	21							
PARAMETER: Hexachloroethane DETECTION LIMIT: 0.02 UNITS: ug/l				DATE/TIME ANALYZED: 7/26/95 12:00 METHOD REFERENCE: SW-846 5030/8260		QC BATCH NUMBER: 953167 TECHNICIAN: PSF				
BLANK	CALIB CHK	BATCH BLANK	<0.24							
DUP2	DUPLICATE	9507-01313-004Q		<48.0	1.00					
DUPLICATE	ANALYTICAL	9507-01313-001D	<48.0		50.00			162	200.00	81.00
SPIKE	ANALYTICAL	9507-01313-004S	<2.40			20	80.00			
STANDARD	CALIB CHK	CHECK STD	16							

STANDARD LABORATORIES, INC. 2315 Glenview Drive Evansville, IN 47720 PH (812) 424-2909 FAX (812) 424-0667

NC = Not Calculable Due To Lower Than The Detection Limit

Quality Control Acceptance Criteria:

Blanks..... Analyzed Value <= Detection Limit
 Reference Standards 100 +/- 10 Percent Recovery
 Duplicates..... 20 Percent Relative Difference, Unless Values Are Below Detection Limits
 Spikes..... 100 +/- 25 Percent Recovery

Note: Data Reported In QA Report May Be Lower Than Value On Sample Data Page Due To Dilution Of Sample Into Analytical Range

RECEIVED

AUG 4 1995

IIT Research Institute

QUALITY ASSURANCE REPORT

Report Dated: 7/28/95

Page 6

JOB NUMBER: 9507-01313

CUSTOMER: Standard Laboratories, Inc. 55 ATTN: Scott Robbins

ANALYSIS				DUPLICATES			REFERENCE STANDARDS		MATRIX SPIKES		
ANALYSIS TYPE	ANALYSIS SUB-TYPE	ANALYSIS I.D.	ANALYZED VALUE (A)	DUPLICATE VALUE (B)	RPD	TRUE VALUE	PERCENT RECOVERY	ORIGINAL VALUE	SPIKE ADDED	PERCENT RECOVERY	
PARAMETER: Benzene DETECTION LIMIT: 0.02 UNITS: ug/l				DATE/TIME ANALYZED: 7/26/95 12:00 METHOD REFERENCE: SW-846 5030/8260			QC BATCH NUMBER: 953167 TECHNICIAN: PSF				
BLANK	CALIB CHK	BATCH BLANK	<0.16								
DUP2	DUPLICATE	9507-01313-004Q			0.00						
DUPLICATE	ANALYTICAL	9507-01313-001D	19400	20100	4.00			195	200.00	96.00	
SPIKE	ANALYTICAL	9507-01313-004S	2.64								
STANDARD	CALIB CHK	CHECK STD	19			20	95.00				
PARAMETER: 1,1,1-Trichloroethane DETECTION LIMIT: 0.04 UNITS: ug/l				DATE/TIME ANALYZED: 7/26/95 12:00 METHOD REFERENCE: SW-846 5030/8260			QC BATCH NUMBER: 953167 TECHNICIAN: PSF				
BLANK	CALIB CHK	BATCH BLANK	<0.36								
DUP2	DUPLICATE	9507-01313-004Q			1.00						
DUPLICATE	ANALYTICAL	9507-01313-001D	16800	17100	2.00			243	200.00	90.00	
SPIKE	ANALYTICAL	9507-01313-004S	63.5								
STANDARD	CALIB CHK	CHECK STD	18			20	90.00				
PARAMETER: Bromomethane DETECTION LIMIT: 0.25 UNITS: ug/l				DATE/TIME ANALYZED: 7/26/95 12:00 METHOD REFERENCE: SW-846 5030/8260			QC BATCH NUMBER: 953167 TECHNICIAN: PSF				
BLANK	CALIB CHK	BATCH BLANK	<2.49								
DUP2	DUPLICATE	9507-01313-004Q			3.00						
DUPLICATE	ANALYTICAL	9507-01313-001D	<498	<498	12.00			253	200.00	105.00	
SPIKE	ANALYTICAL	9507-01313-004S	43.7								
STANDARD	CALIB CHK	CHECK STD	23.3			20	117.00				
PARAMETER: Chloromethane DETECTION LIMIT: 0.06 UNITS: ug/l				DATE/TIME ANALYZED: 7/26/95 12:00 METHOD REFERENCE: SW-846 5030/8260			QC BATCH NUMBER: 953167 TECHNICIAN: PSF				
BLANK	CALIB CHK	BATCH BLANK	<0.60								
DUP2	DUPLICATE	9507-01313-004Q			1.00						
DUPLICATE	ANALYTICAL	9507-01313-001D	<120	<120	31.00			187	200.00	94.00	
SPIKE	ANALYTICAL	9507-01313-004S	<6.00								
STANDARD	CALIB CHK	CHECK STD	23			20	115.00				
PARAMETER: Iodomethane DETECTION LIMIT: 0.04 UNITS: ug/l				DATE/TIME ANALYZED: 7/26/95 12:00 METHOD REFERENCE: SW-846 5030/8260			QC BATCH NUMBER: 953167 TECHNICIAN: PSF				
BLANK	CALIB CHK	BATCH BLANK	<0.43								
DUP2	DUPLICATE	9507-01313-004Q			10.00						
DUPLICATE	ANALYTICAL	9507-01313-001D	<86.0	<86.0	4.00			93.8	200.00	47.00	
SPIKE	ANALYTICAL	9507-01313-004S	<4.30								
STANDARD	CALIB CHK	CHECK STD	19			20	95.00				
PARAMETER: Dibromomethane DETECTION LIMIT: 0.03 UNITS: ug/l				DATE/TIME ANALYZED: 7/26/95 12:00 METHOD REFERENCE: SW-846 5030/8260			QC BATCH NUMBER: 953167 TECHNICIAN: PSF				
BLANK	CALIB CHK	BATCH BLANK	<0.28								
DUP2	DUPLICATE	9507-01313-004Q			2.00						
DUPLICATE	ANALYTICAL	9507-01313-001D	<56.0	<56.0	39.00			196	200.00	98.00	
SPIKE	ANALYTICAL	9507-01313-004S	<2.80								
STANDARD	CALIB CHK	CHECK STD	21			20	105.00				

STANDARD LABORATORIES, INC. 2315 Glenview Drive Evansville, IN 47720 PH (812) 424-2909 FAX (812) 424-0667

NC = Not Calculable Due To Lower Than The Detection Limit

Quality Control Acceptance Criteria:

Blanks..... Analyzed Value <= Detection Limit
 Reference Standards 100 +/- 10 Percent Recovery
 Duplicates..... 20 Percent Relative Difference, Unless Values Are Below Detection Limits
 Spikes..... 100 +/- 25 Percent Recovery

Note: Data Reported In QA Report May Be Lower Than Value On Sample Data Page Due To Dilution Of Sample Into Analytical Range

RECEIVED
AUG 4 1995

IIT Research Institute

QUALITY ASSURANCE REPORT										
Report Dated: 7/28/95										
Page 7										
JOB NUMBER: 9507-01313				CUSTOMER: Standard Laboratories, Inc. 55 ATTN: Scott Robbins						
ANALYSIS			DUPLICATES			REFERENCE STANDARDS		MATRIX SPIKES		
ANALYSIS TYPE	ANALYSIS SUB-TYPE	ANALYSIS I.D.	ANALYZED VALUE (A)	DUPLICATE VALUE (B)	RPD	TRUE VALUE	PERCENT RECOVERY	ORIGINAL VALUE	SPIKE ADDED	PERCENT RECOVERY
PARAMETER: Bromochloromethane DETECTION LIMIT: 0.06 UNITS: ug/l			DATE/TIME ANALYZED: 7/26/95 12:00 METHOD REFERENCE: SW-846 5030/8260			QC BATCH NUMBER: 953167 TECHNICIAN: PSF				
BLANK	CALIB CHK	BATCH BLANK	<0.59							
DUP2	DUPLICATE	9507-01313-004Q			3.00					
DUPLICATE	ANALYTICAL	9507-01313-001D	<118	<118	48.00			207	200.00	103.00
SPIKE	ANALYTICAL	9507-01313-004S	<5.90							
STANDARD	CALIB CHK	CHECK STD	21			20	105.00			
PARAMETER: Chloroethane DETECTION LIMIT: 0.68 UNITS: ug/l			DATE/TIME ANALYZED: 7/26/95 12:00 METHOD REFERENCE: SW-846 5030/8260			QC BATCH NUMBER: 953167 TECHNICIAN: PSF				
BLANK	CALIB CHK	BATCH BLANK	<6.80							
DUP2	DUPLICATE	9507-01313-004Q			4.00					
DUPLICATE	ANALYTICAL	9507-01313-001D	<1360	<1360	43.00			140	200.00	70.00
SPIKE	ANALYTICAL	9507-01313-004S	<68.0							
STANDARD	CALIB CHK	CHECK STD	21.5			20	108.00			
PARAMETER: Vinyl Chloride DETECTION LIMIT: 0.05 UNITS: ug/l			DATE/TIME ANALYZED: 7/26/95 12:00 METHOD REFERENCE: SW-846 5030/8260			QC BATCH NUMBER: 953167 TECHNICIAN: PSF				
BLANK	CALIB CHK	BATCH BLANK	<0.51							
DUP2	DUPLICATE	9507-01313-004Q			0.00					
DUPLICATE	ANALYTICAL	9507-01313-001D	<102	<102	19.00			212	200.00	106.00
SPIKE	ANALYTICAL	9507-01313-004S	<5.10							
STANDARD	CALIB CHK	CHECK STD	24			20	120.00			
PARAMETER: Acetonitrile DETECTION LIMIT: 0.04 UNITS: ug/l			DATE/TIME ANALYZED: 7/26/95 12:00 METHOD REFERENCE: SW-846 5030/8260			QC BATCH NUMBER: 953167 TECHNICIAN: PSF				
BLANK	CALIB CHK	BATCH BLANK	<0.35							
DUP2	DUPLICATE	9507-01313-004Q			1.00					
DUPLICATE	ANALYTICAL	9507-01313-001D	74.5	<70.0	191.00			210	200.00	105.00
SPIKE	ANALYTICAL	9507-01313-004S	<3.50							
STANDARD	CALIB CHK	CHECK STD	23			20	115.00			
PARAMETER: Methylene chloride DETECTION LIMIT: 0.98 UNITS: ug/l			DATE/TIME ANALYZED: 7/26/95 12:00 METHOD REFERENCE: SW-846 5030/8260			QC BATCH NUMBER: 953167 TECHNICIAN: PSF				
BLANK	CALIB CHK	BATCH BLANK	<9.84							
DUP2	DUPLICATE	9507-01313-004Q			1.00					
DUPLICATE	ANALYTICAL	9507-01313-001D	21020	21350	2.00			403	200.00	164.00
SPIKE	ANALYTICAL	9507-01313-004S	<98.4							
STANDARD	CALIB CHK	CHECK STD	25.0			20	125.00			
PARAMETER: Carbon disulfide DETECTION LIMIT: 0.02 UNITS: ug/l			DATE/TIME ANALYZED: 7/26/95 12:00 METHOD REFERENCE: SW-846 5030/8260			QC BATCH NUMBER: 953167 TECHNICIAN: PSF				
BLANK	CALIB CHK	BATCH BLANK	<0.16							
DUP2	DUPLICATE	9507-01313-004Q			2.00					
DUPLICATE	ANALYTICAL	9507-01313-001D	21300	21900	3.00			195	200.00	97.00
SPIKE	ANALYTICAL	9507-01313-004S	<1.60							
STANDARD	CALIB CHK	CHECK STD	23			20	115.00			

STANDARD LABORATORIES, INC. 2315 Glenview Drive Evansville, IN 47720 PH (812) 424-2909 FAX (812) 424-0667

NC = Not Calculable Due To Lower Than The Detection Limit

Quality Control Acceptance Criteria:

Blanks Analyzed Value <= Detection Limit

Reference Standards 100 +/- 10 Percent Recovery

Duplicates 20 Percent Relative Difference, Unless Values Are Below Detection Limits

Spikes 100 Percent Recovery

Note: Data Reported In QA Report May Be Lower Than Value On Sample Data Page Due To Dilution Of Sample Into Analytical Range

RECEIVED

AUG 4 1995

IIT Research Institute

QUALITY ASSURANCE REPORT											
Report Dated: 7/28/95											
Page 8											
JOB NUMBER: 9507-01313				CUSTOMER: Standard Laboratories, Inc. 55 ATTN: Scott Robbins							
ANALYSIS				DUPLICATES		REFERENCE STANDARDS		MATRIX SPIKES			
ANALYSIS TYPE	ANALYSIS SUB-TYPE	ANALYSIS I.D.	ANALYZED VALUE (A)	DUPLICATE VALUE (B)	RPD	TRUE VALUE	PERCENT RECOVERY	ORIGINAL VALUE	SPIKE ADDED	PERCENT RECOVERY	
PARAMETER: Bromoform (Tribromomethane) DETECTION LIMIT: 0.03 UNITS: ug/l				DATE/TIME ANALYZED: 7/26/95 12:00 METHOD REFERENCE: SW-846 5030/8260				QC BATCH NUMBER: 953167 TECHNICIAN: PSF			
BLANK	CALIB CHK	BATCH BLANK	<0.26								
DUP2	DUPLICATE	9507-01313-004Q			1.00						
DUPLICATE	ANALYTICAL	9507-01313-001D	19100	19500	2.00			164	200.00	81.00	
SPIKE	ANALYTICAL	9507-01313-004S	<2.60								
STANDARD	CALIB CHK	CHECK STD	19			20	95.00				
PARAMETER: Bromodichloromethane DETECTION LIMIT: 0.03 UNITS: ug/l				DATE/TIME ANALYZED: 7/26/95 12:00 METHOD REFERENCE: SW-846 5030/8260				QC BATCH NUMBER: 953167 TECHNICIAN: PSF			
BLANK	CALIB CHK	BATCH BLANK	<0.28								
DUP2	DUPLICATE	9507-01313-004Q			1.00						
DUPLICATE	ANALYTICAL	9507-01313-001D	19500	19700	1.00			187	200.00	93.00	
SPIKE	ANALYTICAL	9507-01313-004S	<2.80								
STANDARD	CALIB CHK	CHECK STD	19			20	95.00				
PARAMETER: 1,1-Dichloroethane DETECTION LIMIT: 0.02 UNITS: ug/l				DATE/TIME ANALYZED: 7/26/95 12:00 METHOD REFERENCE: SW-846 5030/8260				QC BATCH NUMBER: 953167 TECHNICIAN: PSF			
BLANK	CALIB CHK	BATCH BLANK	<0.16								
DUP2	DUPLICATE	9507-01313-004Q			2.00						
DUPLICATE	ANALYTICAL	9507-01313-001D	18600	19000	2.00						
SPIKE	ANALYTICAL	9507-01313-004S	9.46					201	200.00	96.00	
STANDARD	CALIB CHK	CHECK STD	20			20	100.00				
PARAMETER: 1,1-Dichloroethane DETECTION LIMIT: 0.04 UNITS: ug/l				DATE/TIME ANALYZED: 7/26/95 12:00 METHOD REFERENCE: SW-846 5030/8260				QC BATCH NUMBER: 953167 TECHNICIAN: PSF			
BLANK	CALIB CHK	BATCH BLANK	<0.43								
DUP2	DUPLICATE	9507-01313-004Q			2.00						
DUPLICATE	ANALYTICAL	9507-01313-001D	17300	17800	3.00						
SPIKE	ANALYTICAL	9507-01313-004S	24.2					201	200.00	88.00	
STANDARD	CALIB CHK	CHECK STD	19			20	95.00				
PARAMETER: Trichlorofluoromethane DETECTION LIMIT: 0.03 UNITS: ug/l				DATE/TIME ANALYZED: 7/26/95 12:00 METHOD REFERENCE: SW-846 5030/8260				QC BATCH NUMBER: 953167 TECHNICIAN: PSF			
BLANK	CALIB CHK	BATCH BLANK	<0.26								
DUP2	DUPLICATE	9507-01313-004Q			2.00						
DUPLICATE	ANALYTICAL	9507-01313-001D	<52.0	<52.0	117.00						
SPIKE	ANALYTICAL	9507-01313-004S	<2.60					21.8	200.00	11.00	
STANDARD	CALIB CHK	CHECK STD	18			20	90.00				
PARAMETER: Dichlorodifluoromethane DETECTION LIMIT: 0.07 UNITS: ug/l				DATE/TIME ANALYZED: 7/26/95 12:00 METHOD REFERENCE: SW-846 5030/8260				QC BATCH NUMBER: 953167 TECHNICIAN: PSF			
BLANK	CALIB CHK	BATCH BLANK	<0.70								
DUP2	DUPLICATE	9507-01313-004Q			0.00						
DUPLICATE	ANALYTICAL	9507-01313-001D	<140	<140	15.00						
SPIKE	ANALYTICAL	9507-01313-004S	<7.00					203	200.00	101.00	
STANDARD	CALIB CHK	CHECK STD	23			20	115.00				

STANDARD LABORATORIES, INC. 2315 Glenview Drive Evansville, IN 47720 PH (812) 424-2909 FAX (812) 424-0667

NC = Not Calculable Due To Lower Than The Detection Limit

Quality Control Acceptance Criteria:
 Blanks..... Analyzed Value <= Detection Limit
 Reference Standards 100 +/- 10 Percent Recovery
 Duplicates..... 20 Percent Relative Difference, Unless Values Are Below Detection Limits
 Spikes..... 100 +/- 25 Percent Recovery

Note: Data Reported In QA Report May Be Lower Than Value On Sample Data Page Due To Dilution Of Sample Into Analytical Range

RECEIVED
 AUG 4 1995
 IIT Research Institute

QUALITY ASSURANCE REPORT
 Report Dated: 7/28/95

JOB NUMBER: 9507-01313 CUSTOMER: Standard Laboratories, Inc. 55 ATTN: Scott Robbins

ANALYSIS				DUPLICATES		REFERENCE STANDARDS		MATRIX SPIKES		
ANALYSIS TYPE	ANALYSIS SUB-TYPE	ANALYSIS I.D.	ANALYZED VALUE (A)	DUPLICATE VALUE (B)	RPD	TRUE VALUE	PERCENT RECOVERY	ORIGINAL VALUE	SPIKE ADDED	PERCENT RECOVERY
PARAMETER: Pentachloroethane DETECTION LIMIT: 0.02 UNITS: ug/l				DATE/TIME ANALYZED: 7/26/95 12:00 METHOD REFERENCE: SW-846 5030/8260		QC BATCH NUMBER: 953167 TECHNICIAN: PSF				
BLANK	CALIB CHK	BATCH BLANK	<0.15							
DUP2	DUPLICATE	9507-01313-004Q		282	2.00					
DUPLICATE	ANALYTICAL	9507-01313-001D	264		7.00			184	200.00	92.00
SPIKE	ANALYTICAL	9507-01313-004S	<1.50							
STANDARD	CALIB CHK	CHECK STD	20			20	100.00			
PARAMETER: Isobutyl alcohol DETECTION LIMIT: 0.01 UNITS: ug/l				DATE/TIME ANALYZED: 7/26/95 12:00 METHOD REFERENCE: SW-846 5030/8260		QC BATCH NUMBER: 953167 TECHNICIAN: PSF				
BLANK	CALIB CHK	BATCH BLANK	<0.10							
DUP2	DUPLICATE	9507-01313-004Q		537	50.00					
DUPLICATE	ANALYTICAL	9507-01313-001D	79.0		149.00			2.57	200.00	0.00
SPIKE	ANALYTICAL	9507-01313-004S	3.03							
STANDARD	CALIB CHK	CHECK STD	21			20	105.00			
PARAMETER: 1,2-Dichloropropane DETECTION LIMIT: 0.04 UNITS: ug/l				DATE/TIME ANALYZED: 7/26/95 12:00 METHOD REFERENCE: SW-846 5030/8260		QC BATCH NUMBER: 953167 TECHNICIAN: PSF				
BLANK	CALIB CHK	BATCH BLANK	<0.35							
DUP2	DUPLICATE	9507-01313-004Q		20900	1.00					
DUPLICATE	ANALYTICAL	9507-01313-001D	20400		2.00			210	200.00	104.00
SPIKE	ANALYTICAL	9507-01313-004S	<3.50							
STANDARD	CALIB CHK	CHECK STD	22			20	110.00			
PARAMETER: 2-Butanone (MEK) DETECTION LIMIT: 0.32 UNITS: ug/l				DATE/TIME ANALYZED: 7/26/95 12:00 METHOD REFERENCE: SW-846 5030/8260		QC BATCH NUMBER: 953167 TECHNICIAN: PSF				
BLANK	CALIB CHK	BATCH BLANK	<3.23							
DUP2	DUPLICATE	9507-01313-004Q		57400	2.00					
DUPLICATE	ANALYTICAL	9507-01313-001D	54900		4.00			203	200.00	89.00
SPIKE	ANALYTICAL	9507-01313-004S	<32.3							
STANDARD	CALIB CHK	CHECK STD	21.4			20	107.00			
PARAMETER: 1,1,2-Trichloroethane DETECTION LIMIT: 0.02 UNITS: ug/l				DATE/TIME ANALYZED: 7/26/95 12:00 METHOD REFERENCE: SW-846 5030/8260		QC BATCH NUMBER: 953167 TECHNICIAN: PSF				
BLANK	CALIB CHK	BATCH BLANK	<0.22							
DUP2	DUPLICATE	9507-01313-004Q		21700	1.00					
DUPLICATE	ANALYTICAL	9507-01313-001D	21100		3.00			192	200.00	95.00
SPIKE	ANALYTICAL	9507-01313-004S	<2.20							
STANDARD	CALIB CHK	CHECK STD	21			20	105.00			
PARAMETER: Trichloroethene DETECTION LIMIT: 0.04 UNITS: ug/l				DATE/TIME ANALYZED: 7/26/95 12:00 METHOD REFERENCE: SW-846 5030/8260		QC BATCH NUMBER: 953167 TECHNICIAN: PSF				
BLANK	CALIB CHK	BATCH BLANK	<0.38							
DUP2	DUPLICATE	9507-01313-004Q		20900	2.00					
DUPLICATE	ANALYTICAL	9507-01313-001D	19900		5.00			252	200.00	110.00
SPIKE	ANALYTICAL	9507-01313-004S	32.8							
STANDARD	CALIB CHK	CHECK STD	24			20	120.00			

STANDARD LABORATORIES, INC. 2315 Glenview Drive Evansville, IN 47720 PH (812) 424-2909 FAX (812) 424-0667

NC = Not Calculable Due To Lower Than The Detection Limit

Quality Control Acceptance Criteria:
 Blanks..... Analyzed Value <= Detection Limit
 Reference Standards 100 +/- 10 Percent Recovery
 Duplicates..... 20 Percent Relative Difference, Unless Values Are Below Detection Limits
 Spikes..... 100 +/- 25 Percent Recovery

Note: Data Reported In QA Report May Be Lower Than Value On Sample Data Page Due To Dilution Of Sample Into Analytical Range

RECEIVED

AUG 4 1995

IIT Research Institute

QUALITY ASSURANCE REPORT										
Report Dated: 7/28/95						Page 10				
JOB NUMBER: 9507-01313				CUSTOMER: Standard Laboratories, Inc. 55 ATTN: Scott Robbins						
ANALYSIS				DUPLICATES			REFERENCE STANDARDS		MATRIX SPIKES	
ANALYSIS TYPE	ANALYSIS SUB-TYPE	ANALYSIS I.D.	ANALYZED VALUE (A)	DUPLICATE VALUE (B)	RPD	TRUE VALUE	PERCENT RECOVERY	ORIGINAL VALUE	SPIKE ADDED	PERCENT RECOVERY
PARAMETER: 1,1,2,2-Tetrachloroethane DETECTION LIMIT: 0.03 UNITS: ug/l				DATE/TIME ANALYZED: 7/26/95 12:00 METHOD REFERENCE: SW-846 5030/8260			QC BATCH NUMBER: 953167 TECHNICIAN: PSF			
BLANK	CALIB CHK	BATCH BLANK	<0.28		0.00					
DUP2	DUPLICATE	9507-01313-004Q			3.00					
DUPLICATE	ANALYTICAL	9507-01313-001D	20100	20800				186	200.00	91.00
SPIKE	ANALYTICAL	9507-01313-004S	3.88							
STANDARD	CALIB CHK	CHECK STD	21			20	105.00			
PARAMETER: Methyl methacrylate DETECTION LIMIT: 0.04 UNITS: ug/l				DATE/TIME ANALYZED: 7/26/95 12:00 METHOD REFERENCE: SW-846 5030/8260			QC BATCH NUMBER: 953167 TECHNICIAN: PSF			
BLANK	CALIB CHK	BATCH BLANK	<0.40		2.00					
DUP2	DUPLICATE	9507-01313-004Q			108.00					
DUPLICATE	ANALYTICAL	9507-01313-001D	<80.0	<80.0				190	200.00	94.00
SPIKE	ANALYTICAL	9507-01313-004S	<4.00							
STANDARD	CALIB CHK	CHECK STD	22			20	110.00			
PARAMETER: Hexachlorobutadiene DETECTION LIMIT: 0.11 UNITS: ug/l				DATE/TIME ANALYZED: 7/26/95 12:00 METHOD REFERENCE: SW-846 5030/8260			QC BATCH NUMBER: 953167 TECHNICIAN: PSF			
BLANK	CALIB CHK	BATCH BLANK	<1.06		1.00					
DUP2	DUPLICATE	9507-01313-004Q			107.00					
DUPLICATE	ANALYTICAL	9507-01313-001D	<212	<212				189	200.00	94.00
SPIKE	ANALYTICAL	9507-01313-004S	<10.6							
STANDARD	CALIB CHK	CHECK STD	19.7			20	99.00			
PARAMETER: Naphthalene DETECTION LIMIT: 0.07 UNITS: ug/l				DATE/TIME ANALYZED: 7/26/95 12:00 METHOD REFERENCE: SW-846 5030/8260			QC BATCH NUMBER: 953167 TECHNICIAN: PSF			
BLANK	CALIB CHK	BATCH BLANK	<0.68		2.00					
DUP2	DUPLICATE	9507-01313-004Q			135.00					
DUPLICATE	ANALYTICAL	9507-01313-001D	<136	<136				152	200.00	76.00
SPIKE	ANALYTICAL	9507-01313-004S	<6.80							
STANDARD	CALIB CHK	CHECK STD	19			20	95.00			
PARAMETER: o-Xylene DETECTION LIMIT: 0.04 UNITS: ug/l				DATE/TIME ANALYZED: 7/26/95 12:00 METHOD REFERENCE: SW-846 5030/8260			QC BATCH NUMBER: 953167 TECHNICIAN: PSF			
BLANK	CALIB CHK	BATCH BLANK	<0.40		0.00					
DUP2	DUPLICATE	9507-01313-004Q			4.00					
DUPLICATE	ANALYTICAL	9507-01313-001D	21500	22400				269	250.00	106.00
SPIKE	ANALYTICAL	9507-01313-004S	4.61							
STANDARD	CALIB CHK	CHECK STD	26			25	104.00			
PARAMETER: 1,2-Dichlorobenzene DETECTION LIMIT: 0.02 UNITS: ug/l				DATE/TIME ANALYZED: 7/26/95 12:00 METHOD REFERENCE: SW-846 5030/8260			QC BATCH NUMBER: 953167 TECHNICIAN: PSF			
BLANK	CALIB CHK	BATCH BLANK	<0.17		1.00					
DUP2	DUPLICATE	9507-01313-004Q			93.00					
DUPLICATE	ANALYTICAL	9507-01313-001D	<34.0	<34.0				205	200.00	102.00
SPIKE	ANALYTICAL	9507-01313-004S	<1.70							
STANDARD	CALIB CHK	CHECK STD	20			20	100.00			

STANDARD LABORATORIES, INC. 2315 Glenview Drive Evansville, IN 47720 PH (812) 424-2909 FAX (812) 424-0667

NC = Not Calculable Due To Lower Than The Detection Limit

Quality Control Acceptance Criteria:

- Blanks..... Analyzed Value <= Detection Limit
- Reference Standards 100 +/- 10 Percent Recovery
- Duplicates..... 20 Percent Relative Difference, Unless Values Are Below Detection Limits
- Spikes..... 100 +/- 25 Percent Recovery

Note: Data Reported In QA Report May Be Lower Than Value On Sample Data Page Due To Dilution Of Sample Into Analytical Range

RECEIVED

AUG 4 1995

IIT Research Institute

QUALITY ASSURANCE REPORT

Report Dated: 7/28/95

Page 11

JOB NUMBER: 9507-01313

CUSTOMER: Standard Laboratories, Inc. 55 ATTN: Scott Robbins

ANALYSIS				DUPLICATES		REFERENCE STANDARDS		MATRIX SPIKES		
ANALYSIS TYPE	ANALYSIS SUB-TYPE	ANALYSIS I.D.	ANALYZED VALUE (A)	DUPLICATE VALUE (B)	RPD	TRUE VALUE	PERCENT RECOVERY	ORIGINAL VALUE	SPIKE ADDED	PERCENT RECOVERY
PARAMETER: 1,2-Dibromo-3-chloropropane DETECTION LIMIT: 0.25 UNITS: ug/l				DATE/TIME ANALYZED: 7/26/95 12:00 METHOD REFERENCE: SW-846 5030/8260		QC BATCH NUMBER: 953167 TECHNICIAN: PSF				
BLANK	CALIB CHK	BATCH BLANK	<2.57							
DUP2	DUPLICATE	9507-01313-004Q			2.00					
DUPLICATE	ANALYTICAL	9507-01313-001D	<514	<514	146.00			142	200.00	70.00
SPIKE	ANALYTICAL	9507-01313-004S	<25.7							
STANDARD	CALIB CHK	CHECK STD	17.6			20	88.00			
PARAMETER: 1,2,3-Trichloropropane DETECTION LIMIT: 0.19 UNITS: ug/l				DATE/TIME ANALYZED: 7/26/95 12:00 METHOD REFERENCE: SW-846 5030/8260		QC BATCH NUMBER: 953167 TECHNICIAN: PSF				
BLANK	CALIB CHK	BATCH BLANK	<1.88							
DUP2	DUPLICATE	9507-01313-004Q			1.00					
DUPLICATE	ANALYTICAL	9507-01313-001D	<376	<376	186.00			185	200.00	92.00
SPIKE	ANALYTICAL	9507-01313-004S	<18.8							
STANDARD	CALIB CHK	CHECK STD	22.1			20	111.00			
PARAMETER: Ethyl Methacrylate DETECTION LIMIT: 0.02 UNITS: ug/l				DATE/TIME ANALYZED: 7/26/95 12:00 METHOD REFERENCE: SW-846 5030/8260		QC BATCH NUMBER: 953167 TECHNICIAN: PSF				
BLANK	CALIB CHK	BATCH BLANK	<0.18							
DUP2	DUPLICATE	9507-01313-004Q			1.00					
DUPLICATE	ANALYTICAL	9507-01313-001D	<36.0	<36.0	6.00			177	200.00	88.00
SPIKE	ANALYTICAL	9507-01313-004S	<1.80							
STANDARD	CALIB CHK	CHECK STD	20			20	100.00			
PARAMETER: m,p-Xylene DETECTION LIMIT: 0.06 UNITS: ug/l				DATE/TIME ANALYZED: 7/26/95 12:00 METHOD REFERENCE: SW-846 5030/8260		QC BATCH NUMBER: 953167 TECHNICIAN: PSF				
BLANK	CALIB CHK	BATCH BLANK	<0.58							
DUP2	DUPLICATE	9507-01313-004Q			0.00					
DUPLICATE	ANALYTICAL	9507-01313-001D	37600	39700	5.00			413	370.00	109.00
SPIKE	ANALYTICAL	9507-01313-004S	11.3							
STANDARD	CALIB CHK	CHECK STD	40			37	108.00			
PARAMETER: Bromofluorobenzene DETECTION LIMIT: UNITS:				DATE/TIME ANALYZED: 7/26/95 12:00 METHOD REFERENCE:		QC BATCH NUMBER: 953167 TECHNICIAN: PSF				
DUP2	DUPLICATE	9507-01313-004Q			0.00					
SURROGATE	ANALYTICAL	BATCH BLANK					96.00			
SURROGATE	ANALYTICAL	CHECK STD					96.00			
SURROGATE	ANALYTICAL	9507-01313-001					98.00			
SURROGATE	ANALYTICAL	9507-01313-001D					98.00			
SURROGATE	ANALYTICAL	9507-01313-002					98.00			
SURROGATE	ANALYTICAL	9507-01313-002					98.00			
SURROGATE	ANALYTICAL	9507-01313-003					94.00			
SURROGATE	ANALYTICAL	9507-01313-004					93.00			
SURROGATE	ANALYTICAL	9507-01313-004S					94.00			
SURROGATE	ANALYTICAL	9507-01313-004Q					94.00			
PARAMETER: 1,2-Dichloroethane-d4 DETECTION LIMIT: UNITS:				DATE/TIME ANALYZED: 7/26/95 12:00 METHOD REFERENCE:		QC BATCH NUMBER: 953167 TECHNICIAN: PSF				
DUP2	DUPLICATE	9507-01313-004Q			20.00					
SURROGATE	ANALYTICAL	BATCH BLANK					100.00			

STANDARD LABORATORIES, INC. 2315 Glenview Drive Evansville, IN 47720 PH (812) 424-2909 FAX (812) 424-0667

NC = Not Calculable Due To Lower Than The Detection Limit

Quality Control Acceptance Criteria:

Blanks..... Analyzed Value <= Detection Limit
 Reference Standards 100 +/- 10 Percent Recovery
 Duplicates..... 20 Percent Relative Difference, Unless Values Are Below Detection Limits
 Spikes..... 100 +/- 25 Percent Recovery

Note: Data Reported In QA Report May Be Lower Than Value On Sample Data Page Due To Dilution Of Sample Into Analytical Range

RECEIVED

AUG 4 1995

IIT Research Institute

QUALITY ASSURANCE REPORT											
Report Dated: 7/28/95											
Page 12											
JOB NUMBER: 9507-01313				CUSTOMER: Standard Laboratories, Inc. 55 ATTN: Scott Robbins							
ANALYSIS				DUPLICATES			REFERENCE STANDARDS		MATRIX SPIKES		
ANALYSIS TYPE	ANALYSIS SUB-TYPE	ANALYSIS I.D.	ANALYZED VALUE (A)	DUPLICATE VALUE (B)	RPD	TRUE VALUE	PERCENT RECOVERY	ORIGINAL VALUE	SPIKE ADDED	PERCENT RECOVERY	
PARAMETER: 1,2-Dichloroethane-d4 DETECTION LIMIT:				DATE/TIME ANALYZED: 7/26/95 12:00 METHOD REFERENCE:			QC BATCH NUMBER: 953167 TECHNICIAN: PSF				
SURROGATE	ANALYTICAL	CHECK STD					101.00				
SURROGATE	ANALYTICAL	9507-01313-001					98.00				
SURROGATE	ANALYTICAL	9507-01313-001D					103.00				
SURROGATE	ANALYTICAL	9507-01313-002					101.00				
SURROGATE	ANALYTICAL	9507-01313-003					97.00				
SURROGATE	ANALYTICAL	9507-01313-004					92.00				
SURROGATE	ANALYTICAL	9507-01313-004S					94.00				
SURROGATE	ANALYTICAL	9507-01313-004Q					101.00				
PARAMETER: Toluene-d8 DETECTION LIMIT:				DATE/TIME ANALYZED: 7/26/95 12:00 METHOD REFERENCE:			QC BATCH NUMBER: 953167 TECHNICIAN: PSF				
DUP2	DUPLICATE	9507-01313-004Q			0.00						
SURROGATE	ANALYTICAL	BATCH BLANK					96.00				
SURROGATE	ANALYTICAL	CHECK STD					96.00				
SURROGATE	ANALYTICAL	9507-01313-001					101.00				
SURROGATE	ANALYTICAL	9507-01313-001D					101.00				
SURROGATE	ANALYTICAL	9507-01313-002					97.00				
SURROGATE	ANALYTICAL	9507-01313-003					93.00				
SURROGATE	ANALYTICAL	9507-01313-004					95.00				
SURROGATE	ANALYTICAL	9507-01313-004S					96.00				
SURROGATE	ANALYTICAL	9507-01313-004Q					96.00				
STANDARD LABORATORIES, INC. 2315 Glenview Drive Evansville, IN 47720 PH (812) 424-2909 FAX (812) 424-0667											

NC = Not Calculable Due To Lower Than The Detection Limit

Quality Control Acceptance Criteria:

Blanks..... Analyzed Value <= Detection Limit
 Reference Standards 100 +/- 10 Percent Recovery
 Duplicates..... 20 Percent Relative Difference, Unless Values Are Below Detection Limits
 Spikes..... 100 +/- 25 Percent Recovery

Note: Data Reported In QA Report May Be Lower Than Value On Sample Data Page Due To Dilution Of Sample Into Analytical Range



STANDARD LABORATORIES, INC.

219 Main Street • Jacksboro, TN 37757 • 615-562-1934

RECEIVED

AUG 4 1995

IIT Research Institute

ANALYTICAL REPORT

JOB NUMBER: 9507-01325
REPORT DATED: 7/31/95

FOR
I I T RESEARCH INSTITUTE
10 WEST 35TH STREET
CHICAGO, ILL 60616

ATTN: HARSH DEV

RESPECTFULLY SUBMITTED,

A handwritten signature in cursive script that reads "R. Scott Robbins". The signature is written in dark ink and is positioned above a horizontal line.

R. SCOTT ROBBINS, LAB MANAGER

IIT Research Institute
B-192

RECEIVED

AUG 4 1995

IIT Research Institute

LABORATORY TESTS RESULTS

Report Dated: 7/31/95

Page 2

JOB NUMBER: 9507-01325

CUSTOMER: Standard Laboratories, Inc. 55 ATTN: Scott Robbins

LABORATORY I.D.: 9507-01325 -1
 DATE SAMPLED: 6/01/95
 TIME SAMPLED: 0:00
 DATE RECEIVED: 7/26/95
 TIME RECEIVED: 9:30

SAMPLE I.D.: 57746 QAQCS

TEST DESCRIPTION	FINAL RESULT	DETECTION LIMIT	UNIT OF MEASURE	TEST METHOD	DATE	TECHNICIAN
Volatile Organic Compounds				SW-846 5030/8260	7/28/95	KSG
Acetone	1890	116	ug/l	SW-846 5030/8260	7/28/95	KSG
Acetonitrile	<3.50	3.50	ug/l	SW-846 5030/8260	7/28/95	KSG
Acrolein	<36.5	36.5	ug/l	SW-846 5030/8260	7/28/95	KSG
Acrylonitrile	<10.8	10.8	ug/l	SW-846 5030/8260	7/28/95	KSG
Allyl chloride	<9.40	9.40	ug/l	SW-846 5030/8260	7/28/95	KSG
Benzene	878	1.60	ug/l	SW-846 5030/8260	7/28/95	KSG
Bromochloromethane	<5.90	5.90	ug/l	SW-846 5030/8260	7/28/95	KSG
Bromodichloromethane	917	2.80	ug/l	SW-846 5030/8260	7/28/95	KSG
Bromoform (Tribromomethane)	823	2.60	ug/l	SW-846 5030/8260	7/28/95	KSG
Bromomethane	29.8	24.9	ug/l	SW-846 5030/8260	7/28/95	KSG
2-Butanone (MEK)	2070	32.3	ug/l	SW-846 5030/8260	7/28/95	KSG
Carbon disulfide	505	1.60	ug/l	SW-846 5030/8260	7/28/95	KSG
Carbon tetrachloride	844	5.00	ug/l	SW-846 5030/8260	7/28/95	KSG
Chlorobenzene	965	1.30	ug/l	SW-846 5030/8260	7/28/95	KSG
2-Chloro-1,3-Butadiene	<3.00	3.00	ug/l	SW-846 5030/8260	7/28/95	KSG
Chlorodibromomethane	933	1.80	ug/l	SW-846 5030/8260	7/28/95	KSG
Chloroethane	<68.0	68.0	ug/l	SW-846 5030/8260	7/28/95	KSG
2-Chloroethylvinyl ether	6.02	5.30	ug/l	SW-846 5030/8260	7/28/95	KSG
Chloroform	919	7.40	ug/l	SW-846 5030/8260	7/28/95	KSG
Chloromethane	<6.00	6.00	ug/l	SW-846 5030/8260	7/28/95	KSG
1,2-Dibromo-3-chloropropane	<25.7	25.7	ug/l	SW-846 5030/8260	7/28/95	KSG
1,2-Dibromoethane (EDB)	<1.80	1.80	ug/l	SW-846 5030/8260	7/28/95	KSG
Dibromomethane	<2.80	2.80	ug/l	SW-846 5030/8260	7/28/95	KSG
1,2-Dichlorobenzene	<1.70	1.70	ug/l	SW-846 5030/8260	7/28/95	KSG
1,3-Dichlorobenzene	<4.30	4.30	ug/l	SW-846 5030/8260	7/28/95	KSG
1,4-Dichlorobenzene	<3.40	3.40	ug/l	SW-846 5030/8260	7/28/95	KSG
cis-1,4-Dichloro-2-butene	<8.00	8.00	ug/l	SW-846 5030/8260	7/28/95	KSG
trans-1,4-Dichloro-2-butene	8.36	6.60	ug/l	SW-846 5030/8260	7/28/95	KSG
Dichlorodifluoromethane	<7.00	7.00	ug/l	SW-846 5030/8260	7/28/95	KSG
1,1-Dichloroethane	828	1.60	ug/l	SW-846 5030/8260	7/28/95	KSG
1,2-Dichloroethane	892	3.80	ug/l	SW-846 5030/8260	7/28/95	KSG
1,1-Dichloroethene	39.6	4.30	ug/l	SW-846 5030/8260	7/28/95	KSG
trans-1,2-Dichloroethene	705	3.90	ug/l	SW-846 5030/8260	7/28/95	KSG

STANDARD LABORATORIES, INC. 2315 Glenview Drive Evansville, IN 47720 PH (812) 424-2909 FAX (812) 424-0667

RECEIVED

AUG 4 1995

IIT Research Institute

LABORATORY TESTS RESULTS

Report Dated: 7/31/95

Page 3

JOB NUMBER: 9507-01325

CUSTOMER: Standard Laboratories, Inc. 55 ATTN: Scott Robbins

LABORATORY I.D.: 9507-01325 -1
 DATE SAMPLED: 6/01/95
 TIME SAMPLED: 0:00
 DATE RECEIVED: 7/26/95
 TIME RECEIVED: 9:30

SAMPLE I.D.: 57746 QAQCS

TEST DESCRIPTION	FINAL RESULT	DETECTION LIMIT	UNIT OF MEASURE	TEST METHOD	DATE	TECHNICIAN
1,2-Dichloropropane	897	3.50	ug/l	SW-846 5030/8260	7/28/95	KSG
cis-1,3-Dichloropropene	1130	3.90	ug/l	SW-846 5030/8260	7/28/95	KSG
trans-1,3-Dichloropropene	946	4.30	ug/l	SW-846 5030/8260	7/28/95	KSG
Ethylbenzene	1070	3.60	ug/l	SW-846 5030/8260	7/28/95	KSG
Ethyl Methacrylate	<1.80	1.80	ug/l	SW-846 5030/8260	7/28/95	KSG
Hexachlorobutadiene	<10.6	10.6	ug/l	SW-846 5030/8260	7/28/95	KSG
Hexachloroethane	<2.40	2.40	ug/l	SW-846 5030/8260	7/28/95	KSG
2-Hexanone	1570	10.9	ug/l	SW-846 5030/8260	7/28/95	KSG
Iodomethane	<4.30	4.30	ug/l	SW-846 5030/8260	7/28/95	KSG
Isobutyl alcohol	3.33	1.00	ug/l	SW-846 5030/8260	7/28/95	KSG
Methylene chloride	1010	98.4	ug/l	SW-846 5030/8260	7/28/95	KSG
Methyl methacrylate	6.25	4.00	ug/l	SW-846 5030/8260	7/28/95	KSG
4-Methyl-2-pentanone	1660	10.0	ug/l	SW-846 5030/8260	7/28/95	KSG
Naphthalene	<6.80	6.80	ug/l	SW-846 5030/8260	7/28/95	KSG
Pentachloroethane	9.47	1.50	ug/l	SW-846 5030/8260	7/28/95	KSG
Propionitrile	<6.80	6.80	ug/l	SW-846 5030/8260	7/28/95	KSG
Styrene	1010	1.30	ug/l	SW-846 5030/8260	7/28/95	KSG
1,1,1,2-Tetrachloroethane	<3.80	3.80	ug/l	SW-846 5030/8260	7/28/95	KSG
1,1,1,2,2-Tetrachloroethane	720	2.80	ug/l	SW-846 5030/8260	7/28/95	KSG
Tetrachloroethene	1210	5.20	ug/l	SW-846 5030/8260	7/28/95	KSG
Toluene	978	3.10	ug/l	SW-846 5030/8260	7/28/95	KSG
1,2,4-Trichlorobenzene	<7.90	7.90	ug/l	SW-846 5030/8260	7/28/95	KSG
1,1,1-Trichloroethane	831	3.60	ug/l	SW-846 5030/8260	7/28/95	KSG
1,1,2-Trichloroethane	923	2.20	ug/l	SW-846 5030/8260	7/28/95	KSG
Trichloroethene	982	3.80	ug/l	SW-846 5030/8260	7/28/95	KSG
Trichlorofluoromethane	<2.60	2.60	ug/l	SW-846 5030/8260	7/28/95	KSG
1,2,3-Trichloropropane	<18.8	18.8	ug/l	SW-846 5030/8260	7/28/95	KSG
Vinyl acetate	393	1.50	ug/l	SW-846 5030/8260	7/28/95	KSG
Vinyl Chloride	<5.10	5.10	ug/l	SW-846 5030/8260	7/28/95	KSG
o-Xylene	1060	4.00	ug/l	SW-846 5030/8260	7/28/95	KSG
m+p-Xylene	1860	5.80	ug/l	SW-846 5030/8260	7/28/95	KSG

STANDARD LABORATORIES, INC. 2315 Glenview Drive Evansville, IN 47720 PH (812) 424-2909 FAX (812) 424-0667

RECEIVED

AUG 4 1995

IIT Research Institute
Evansville, IN

LABORATORY TESTS RESULTS

Report Dated: 7/31/95

Page 4

JOB NUMBER: 9507-01325

CUSTOMER: Standard Laboratories, Inc. 55 ATTN: Scott Robbins

LABORATORY I.D.: 9507-01325 -2
DATE SAMPLED: 7/19/95
TIME SAMPLED: 2:15
DATE RECEIVED: 7/26/95
TIME RECEIVED: 9:30

SAMPLE I.D.: 57747 S107190215

TEST DESCRIPTION	FINAL RESULT	DETECTION LIMIT	UNIT OF MEASURE	TEST METHOD	DATE	TECHNICIAN
Volatile Organic Compounds				SW-846 5030/8260	7/28/95	KSG
Acetone	<116	116	ug/l	SW-846 5030/8260	7/28/95	KSG
Acetonitrile	<3.50	3.50	ug/l	SW-846 5030/8260	7/28/95	KSG
Acrolein	<36.5	36.5	ug/l	SW-846 5030/8260	7/28/95	KSG
Acrylonitrile	24.3	10.8	ug/l	SW-846 5030/8260	7/28/95	KSG
Allyl chloride	<9.40	9.40	ug/l	SW-846 5030/8260	7/28/95	KSG
Benzene	2.28	1.60	ug/l	SW-846 5030/8260	7/28/95	KSG
Bromochloromethane	<5.90	5.90	ug/l	SW-846 5030/8260	7/28/95	KSG
Bromodichloromethane	<2.80	2.80	ug/l	SW-846 5030/8260	7/28/95	KSG
Bromoform (Tribromomethane)	5.91	2.60	ug/l	SW-846 5030/8260	7/28/95	KSG
Bromomethane	36.6	24.9	ug/l	SW-846 5030/8260	7/28/95	KSG
2-Butanone (MEK)	71.4	32.3	ug/l	SW-846 5030/8260	7/28/95	KSG
Carbon disulfide	<1.60	1.60	ug/l	SW-846 5030/8260	7/28/95	KSG
Carbon tetrachloride	<5.00	5.00	ug/l	SW-846 5030/8260	7/28/95	KSG
Chlorobenzene	3.74	1.30	ug/l	SW-846 5030/8260	7/28/95	KSG
2-Chloro-1,3-Butadiene	<3.00	3.00	ug/l	SW-846 5030/8260	7/28/95	KSG
Chlorodibromomethane	2.43	1.80	ug/l	SW-846 5030/8260	7/28/95	KSG
Chloroethane	<68.0	68.0	ug/l	SW-846 5030/8260	7/28/95	KSG
2-Chloroethylvinyl ether	6.75	5.30	ug/l	SW-846 5030/8260	7/28/95	KSG
Chloroform	22.1	7.40	ug/l	SW-846 5030/8260	7/28/95	KSG
Chloromethane	<6.00	6.00	ug/l	SW-846 5030/8260	7/28/95	KSG
1,2-Dibromo-3-chloropropane	<25.7	25.7	ug/l	SW-846 5030/8260	7/28/95	KSG
1,2-Dibromoethane (EDB)	2.69	1.80	ug/l	SW-846 5030/8260	7/28/95	KSG
Dibromomethane	<2.80	2.80	ug/l	SW-846 5030/8260	7/28/95	KSG
1,2-Dichlorobenzene	3.05	1.70	ug/l	SW-846 5030/8260	7/28/95	KSG
1,3-Dichlorobenzene	<4.30	4.30	ug/l	SW-846 5030/8260	7/28/95	KSG
1,4-Dichlorobenzene	3.53	3.40	ug/l	SW-846 5030/8260	7/28/95	KSG
cis-1,4-Dichloro-2-butene	10.5	8.00	ug/l	SW-846 5030/8260	7/28/95	KSG
trans-1,4-Dichloro-2-butene	11.9	6.60	ug/l	SW-846 5030/8260	7/28/95	KSG
Dichlorodifluoromethane	<7.00	7.00	ug/l	SW-846 5030/8260	7/28/95	KSG
1,1-Dichloroethane	<1.60	1.60	ug/l	SW-846 5030/8260	7/28/95	KSG
1,2-Dichloroethane	<3.80	3.80	ug/l	SW-846 5030/8260	7/28/95	KSG
1,1-Dichloroethane	<4.30	4.30	ug/l	SW-846 5030/8260	7/28/95	KSG
trans-1,2-Dichloroethane	<3.90	3.90	ug/l	SW-846 5030/8260	7/28/95	KSG

STANDARD LABORATORIES, INC. 2315 Glenview Drive Evansville, IN 47720 PH (812) 424-2909 FAX (812) 424-0667

IIT Research Institute
B-195

RECEIVED

AUG 4 1995

IIT Research Institute
By _____

LABORATORY TESTS RESULTS

Report Dated: 7/31/95

Page 5

JOB NUMBER: 9507-01325

CUSTOMER: Standard Laboratories, Inc. 55 ATTN: Scott Robbins

LABORATORY I.D.: 9507-01325 -2
DATE SAMPLED.....: 7/19/95
TIME SAMPLED.....: 2:15
DATE RECEIVED.....: 7/26/95
TIME RECEIVED.....: 9:30

SAMPLE I.D.: 57747 S107190215

TEST DESCRIPTION	FINAL RESULT	DETECTION LIMIT	UNIT OF MEASURE	TEST METHOD	DATE	TECHNICIAN
1,2-Dichloropropane	<3.50	3.50	ug/l	SW-846 5030/8260	7/28/95	KSG
cis-1,3-Dichloropropane	<3.90	3.90	ug/l	SW-846 5030/8260	7/28/95	KSG
trans-1,3-Dichloropropene	<4.30	4.30	ug/l	SW-846 5030/8260	7/28/95	KSG
Ethylbenzene	5.23	3.60	ug/l	SW-846 5030/8260	7/28/95	KSG
Ethyl Methacrylate	4.22	1.80	ug/l	SW-846 5030/8260	7/28/95	KSG
Hexachlorobutadiene	<10.6	10.6	ug/l	SW-846 5030/8260	7/28/95	KSG
Hexachloroethane	<2.40	2.40	ug/l	SW-846 5030/8260	7/28/95	KSG
2-Hexanone	46.3	10.9	ug/l	SW-846 5030/8260	7/28/95	KSG
Iodomethane	<4.30	4.30	ug/l	SW-846 5030/8260	7/28/95	KSG
Isobutyl alcohol	8.10	1.00	ug/l	SW-846 5030/8260	7/28/95	KSG
Methylene chloride	<98.4	98.4	ug/l	SW-846 5030/8260	7/28/95	KSG
Methyl methacrylate	12.3	4.00	ug/l	SW-846 5030/8260	7/28/95	KSG
4-Methyl-2-pentanone	42.7	10.0	ug/l	SW-846 5030/8260	7/28/95	KSG
Naphthalene	<6.80	6.80	ug/l	SW-846 5030/8260	7/28/95	KSG
Pentachloroethane	<1.50	1.50	ug/l	SW-846 5030/8260	7/28/95	KSG
Propionitrile	<6.80	6.80	ug/l	SW-846 5030/8260	7/28/95	KSG
Styrene	4.45	1.30	ug/l	SW-846 5030/8260	7/28/95	KSG
1,1,1,2-Tetrachloroethane	<3.80	3.80	ug/l	SW-846 5030/8260	7/28/95	KSG
1,1,2,2-Tetrachloroethane	13.5	2.80	ug/l	SW-846 5030/8260	7/28/95	KSG
Tetrachloroethene	6.80	5.20	ug/l	SW-846 5030/8260	7/28/95	KSG
Toluene	5.19	3.10	ug/l	SW-846 5030/8260	7/28/95	KSG
1,2,4-Trichlorobenzene	<7.90	7.90	ug/l	SW-846 5030/8260	7/28/95	KSG
1,1,1-Trichloroethane	<3.60	3.60	ug/l	SW-846 5030/8260	7/28/95	KSG
1,1,2-Trichloroethane	4.56	2.20	ug/l	SW-846 5030/8260	7/28/95	KSG
Trichloroethene	5.63	3.80	ug/l	SW-846 5030/8260	7/28/95	KSG
Trichlorofluoromethane	<2.60	2.60	ug/l	SW-846 5030/8260	7/28/95	KSG
1,2,3-Trichloropropane	<18.8	18.8	ug/l	SW-846 5030/8260	7/28/95	KSG
Vinyl acetate	2.28	1.50	ug/l	SW-846 5030/8260	7/28/95	KSG
Vinyl Chloride	<5.10	5.10	ug/l	SW-846 5030/8260	7/28/95	KSG
o-Xylene	5.40	4.00	ug/l	SW-846 5030/8260	7/28/95	KSG
m-p-Xylene	9.85	5.80	ug/l	SW-846 5030/8260	7/28/95	KSG

STANDARD LABORATORIES, INC. 2315 Glenview Drive Evansville, IN 47720 PH (812) 424-2909 FAX (812) 424-0667

RECEIVED

AUG 4 1995

IIT Research Institute

QUALITY ASSURANCE REPORT

Report Dated: 7/31/95

Page 1

JOB NUMBER: 9507-01325

CUSTOMER: Standard Laboratories, Inc. 55 ATTN: Scott Robbins

ANALYSIS				DUPLICATES		REFERENCE STANDARDS		MATRIX SPIKES		
ANALYSIS TYPE	ANALYSIS SUB-TYPE	ANALYSIS I.D.	ANALYZED VALUE (A)	DUPLICATE VALUE (B)	RPD	TRUE VALUE	PERCENT RECOVERY	ORIGINAL VALUE	SPIKE ADDED	PERCENT RECOVERY
PARAMETER: Ethylbenzene DETECTION LIMIT: 0.04 UNITS: ug/l				DATE/TIME ANALYZED: 7/28/95 12:00 METHOD REFERENCE: SW-846 5030/8260		QC BATCH NUMBER: 953207 TECHNICIAN: KSG				
BLANK	CALIB CHK	BATCH BLANK	<0.36							
DUP2	ANALYTICAL	9507-01325-002Q			1.00					
DUPLICATE	ANALYTICAL	9507-01325-001D	1080	1070	1.00			267	260.00	101.00
SPIKE	ANALYTICAL	9507-01325-002S	5.23							
STANDARD	CALIB CHK	CHECK STD	26			26	100.00			
PARAMETER: Styrene DETECTION LIMIT: 0.01 UNITS: ug/l				DATE/TIME ANALYZED: 7/28/95 12:00 METHOD REFERENCE: SW-846 5030/8260		QC BATCH NUMBER: 953207 TECHNICIAN: KSG				
BLANK	CALIB CHK	BATCH BLANK	<0.13							
DUP2	ANALYTICAL	9507-01325-002Q			1.00					
DUPLICATE	ANALYTICAL	9507-01325-001D	1010	1010	0.00			209	200.00	102.00
SPIKE	ANALYTICAL	9507-01325-002S	4.45							
STANDARD	CALIB CHK	CHECK STD	21			20	105.00			
PARAMETER: cis-1,3-Dichloropropene DETECTION LIMIT: 0.04 UNITS: ug/l				DATE/TIME ANALYZED: 7/28/95 12:00 METHOD REFERENCE: SW-846 5030/8260		QC BATCH NUMBER: 953207 TECHNICIAN: KSG				
BLANK	CALIB CHK	BATCH BLANK	<0.39							
DUP2	ANALYTICAL	9507-01325-002Q			1.00					
DUPLICATE	ANALYTICAL	9507-01325-001D	1120	1130	1.00			494	400.00	123.00
SPIKE	ANALYTICAL	9507-01325-002S	<3.90							
STANDARD	CALIB CHK	CHECK STD	48			40	120.00			
PARAMETER: trans-1,3-Dichloropropene DETECTION LIMIT: 0.04 UNITS: ug/l				DATE/TIME ANALYZED: 7/28/95 12:00 METHOD REFERENCE: SW-846 5030/8260		QC BATCH NUMBER: 953207 TECHNICIAN: KSG				
BLANK	CALIB CHK	BATCH BLANK	<0.43							
DUP2	ANALYTICAL	9507-01325-002Q			1.00					
DUPLICATE	ANALYTICAL	9507-01325-001D	937	946	1.00			397	400.00	98.00
SPIKE	ANALYTICAL	9507-01325-002S	<4.30							
STANDARD	CALIB CHK	CHECK STD	40			40	100.00			
PARAMETER: 1,4-Dichlorobenzene DETECTION LIMIT: 0.03 UNITS: ug/l				DATE/TIME ANALYZED: 7/28/95 12:00 METHOD REFERENCE: SW-846 5030/8260		QC BATCH NUMBER: 953207 TECHNICIAN: KSG				
BLANK	CALIB CHK	BATCH BLANK	<0.34							
DUP2	ANALYTICAL	9507-01325-002Q			1.00					
DUPLICATE	ANALYTICAL	9507-01325-001D	<3.40	<3.40	23.00			205	200.00	101.00
SPIKE	ANALYTICAL	9507-01325-002S	3.53							
STANDARD	CALIB CHK	CHECK STD	21			20	105.00			
PARAMETER: 1,2-Dibromoethane (EDB) DETECTION LIMIT: 0.02 UNITS: ug/l				DATE/TIME ANALYZED: 7/28/95 12:00 METHOD REFERENCE: SW-846 5030/8260		QC BATCH NUMBER: 953207 TECHNICIAN: KSG				
BLANK	CALIB CHK	BATCH BLANK	<0.18							
DUP2	ANALYTICAL	9507-01325-002Q			2.00					
DUPLICATE	ANALYTICAL	9507-01325-001D	3.79	<1.80	78.00			186	200.00	92.00
SPIKE	ANALYTICAL	9507-01325-002S	2.69							
STANDARD	CALIB CHK	CHECK STD	20			20	100.00			

STANDARD LABORATORIES, INC. 2315 Glenview Drive Evansville, IN 47720 PH (812) 424-2909 FAX (812) 424-0667

NC = Not Calculable Due To Lower Than The Detection Limit

Quality Control Acceptance Criteria:

Blanks..... Analyzed Value <= Detection Limit
 Reference Standards 100 +/- 10 Percent Recovery
 Duplicates..... 20 Percent Relative Difference, Unless Values Are Below Detection Limits
 Spikes..... 100 +/- 25 Percent Recovery

Note: Data Reported In QA Report May Be Lower Than Value On Sample Data Page Due To Dilution Of Sample Into Analytical Range

RECEIVED

AUG 4 1995

IIT Research Institute

QUALITY ASSURANCE REPORT											
Report Dated: 7/31/95											
Page 2											
JOB NUMBER: 9507-01325				CUSTOMER: Standard Laboratories, Inc. 55 ATTN: Scott Robbins							
ANALYSIS				DUPLICATES			REFERENCE STANDARDS		MATRIX SPIKES		
ANALYSIS TYPE	ANALYSIS SUB-TYPE	ANALYSIS I.D.	ANALYZED VALUE (A)	DUPLICATE VALUE (B)	RPD	TRUE VALUE	PERCENT RECOVERY	ORIGINAL VALUE	SPIKE ADDED	PERCENT RECOVERY	
PARAMETER: Acrolein DETECTION LIMIT: 0.37 UNITS: ug/l				DATE/TIME ANALYZED: 7/28/95 12:00 METHOD REFERENCE: SW-846 5030/8260			QC BATCH NUMBER: 953207 TECHNICIAN: KSG				
BLANK	CALIB CHK	BATCH BLANK	<3.65								
DUP2	ANALYTICAL	9507-01325-002Q			0.00						
DUPLICATE	ANALYTICAL	9507-01325-001D	<36.5	<36.5	8.00			<36.5	200.00	14.00	
SPIKE	ANALYTICAL	9507-01325-002S	<36.5								
STANDARD	CALIB CHK	CHECK STD	16.4			20	82.00				
PARAMETER: Allyl chloride DETECTION LIMIT: 0.09 UNITS: ug/l				DATE/TIME ANALYZED: 7/28/95 12:00 METHOD REFERENCE: SW-846 5030/8260			QC BATCH NUMBER: 953207 TECHNICIAN: KSG				
BLANK	CALIB CHK	BATCH BLANK	<0.94								
DUP2	ANALYTICAL	9507-01325-002Q			0.00						
DUPLICATE	ANALYTICAL	9507-01325-001D	<9.40	<9.40	0.00			217	200.00	108.00	
SPIKE	ANALYTICAL	9507-01325-002S	<9.40								
STANDARD	CALIB CHK	CHECK STD	21			20	105.00				
PARAMETER: 1,2-Dichloroethane DETECTION LIMIT: 0.04 UNITS: ug/l				DATE/TIME ANALYZED: 7/28/95 12:00 METHOD REFERENCE: SW-846 5030/8260			QC BATCH NUMBER: 953207 TECHNICIAN: KSG				
BLANK	CALIB CHK	BATCH BLANK	<0.38								
DUP2	ANALYTICAL	9507-01325-002Q			1.00						
DUPLICATE	ANALYTICAL	9507-01325-001D	880	892	1.00						
SPIKE	ANALYTICAL	9507-01325-002S	<3.80					185	200.00	91.00	
STANDARD	CALIB CHK	CHECK STD	19			20	95.00				
PARAMETER: Propionitrile DETECTION LIMIT: 0.07 UNITS: ug/l				DATE/TIME ANALYZED: 7/28/95 12:00 METHOD REFERENCE: SW-846 5030/8260			QC BATCH NUMBER: 953207 TECHNICIAN: KSG				
BLANK	CALIB CHK	BATCH BLANK	<0.68								
DUP2	ANALYTICAL	9507-01325-002Q			10.00						
DUPLICATE	ANALYTICAL	9507-01325-001D	<6.80	<6.80	156.00						
SPIKE	ANALYTICAL	9507-01325-002S	<6.80					281	200.00	141.00	
STANDARD	CALIB CHK	CHECK STD	18			20	90.00				
PARAMETER: Acrylonitrile DETECTION LIMIT: 0.11 UNITS: ug/l				DATE/TIME ANALYZED: 7/28/95 12:00 METHOD REFERENCE: SW-846 5030/8260			QC BATCH NUMBER: 953207 TECHNICIAN: KSG				
BLANK	CALIB CHK	BATCH BLANK	<1.08								
DUP2	ANALYTICAL	9507-01325-002Q			9.00						
DUPLICATE	ANALYTICAL	9507-01325-001D	32.0	<10.8	198.00						
SPIKE	ANALYTICAL	9507-01325-002S	24.3					201	200.00	88.00	
STANDARD	CALIB CHK	CHECK STD	19.3			20	97.00				
PARAMETER: Vinyl acetate DETECTION LIMIT: 0.02 UNITS: ug/l				DATE/TIME ANALYZED: 7/28/95 12:00 METHOD REFERENCE: SW-846 5030/8260			QC BATCH NUMBER: 953207 TECHNICIAN: KSG				
BLANK	CALIB CHK	BATCH BLANK	<0.15								
DUP2	ANALYTICAL	9507-01325-002Q			1.00						
DUPLICATE	ANALYTICAL	9507-01325-001D	407	393	4.00						
SPIKE	ANALYTICAL	9507-01325-002S	2.28					180	200.00	89.00	
STANDARD	CALIB CHK	CHECK STD	17			20	85.00				

STANDARD LABORATORIES, INC. 2315 Glenview Drive Evansville, IN 47720 PH (812) 424-2909 FAX (812) 424-0667

NC = Not Calculable Due To Lower Than The Detection Limit

Quality Control Acceptance Criteria:

Blanks..... Analyzed Value <= Detection Limit
 Reference Standards 100 +/- 10 Percent Recovery
 Duplicates..... 20 Percent Relative Difference, Unless Values Are Below Detection Limits
 Spikes..... 100 +/- 25 Percent Recovery

Note: Data Reported In QA Report May Be Lower Than Value On Sample Data Page Due To Dilution Of Sample Into Analytical Range

RECEIVED

AUG 4 1995

IIT Research Institute

QUALITY ASSURANCE REPORT											
Report Dated: 7/31/95										Page 3	
JOB NUMBER: 9507-01325				CUSTOMER: Standard Laboratories, Inc. 55 ATTN: Scott Robbins							
ANALYSIS				DUPLICATES			REFERENCE STANDARDS		MATRIX SPIKES		
ANALYSIS TYPE	ANALYSIS SUB-TYPE	ANALYSIS I.D.	ANALYZED VALUE (A)	DUPLICATE VALUE (B)	RPD	TRUE VALUE	PERCENT RECOVERY	ORIGINAL VALUE	SPIKE ADDED	PERCENT RECOVERY	
PARAMETER: 4-Methyl-2-pentanone DETECTION LIMIT: 0.10 UNITS: ug/l				DATE/TIME ANALYZED: 7/28/95 12:00 METHOD REFERENCE: SW-846 5030/8260			QC BATCH NUMBER: 953207 TECHNICIAN: KSG				
BLANK	CALIB CHK	BATCH BLANK	<1.00								
DUP2	ANALYTICAL	9507-01325-002Q			8.00						
DUPLICATE	ANALYTICAL	9507-01325-001D	1670	1660	1.00			179	200.00	68.00	
SPIKE	ANALYTICAL	9507-01325-002S	42.7								
STANDARD	CALIB CHK	CHECK STD	16.4			20	82.00				
PARAMETER: Toluene DETECTION LIMIT: 0.03 UNITS: ug/l				DATE/TIME ANALYZED: 7/28/95 12:00 METHOD REFERENCE: SW-846 5030/8260			QC BATCH NUMBER: 953207 TECHNICIAN: KSG				
BLANK	CALIB CHK	BATCH BLANK	<0.31								
DUP2	ANALYTICAL	9507-01325-002Q			1.00						
DUPLICATE	ANALYTICAL	9507-01325-001D	984	978	1.00			217	200.00	106.00	
SPIKE	ANALYTICAL	9507-01325-002S	5.19								
STANDARD	CALIB CHK	CHECK STD	23			20	115.00				
PARAMETER: Chlorobenzene DETECTION LIMIT: 0.01 UNITS: ug/l				DATE/TIME ANALYZED: 7/28/95 12:00 METHOD REFERENCE: SW-846 5030/8260			QC BATCH NUMBER: 953207 TECHNICIAN: KSG				
BLANK	CALIB CHK	BATCH BLANK	<0.13								
DUP2	ANALYTICAL	9507-01325-002Q			1.00						
DUPLICATE	ANALYTICAL	9507-01325-001D	956	965	1.00						
SPIKE	ANALYTICAL	9507-01325-002S	3.74								
STANDARD	CALIB CHK	CHECK STD	21			20	105.00	207	200.00	102.00	
PARAMETER: trans-1,4-Dichloro-2-butene DETECTION LIMIT: 0.07 UNITS: ug/l				DATE/TIME ANALYZED: 7/28/95 12:00 METHOD REFERENCE: SW-846 5030/8260			QC BATCH NUMBER: 953207 TECHNICIAN: KSG				
BLANK	CALIB CHK	BATCH BLANK	<0.66								
DUP2	ANALYTICAL	9507-01325-002Q			3.00						
DUPLICATE	ANALYTICAL	9507-01325-001D	17.1	8.36	69.00						
SPIKE	ANALYTICAL	9507-01325-002S	11.9								
STANDARD	CALIB CHK	CHECK STD	34			40	85.00	319	400.00	77.00	
PARAMETER: 2-Chloroethylvinyl ether DETECTION LIMIT: 0.05 UNITS: ug/l				DATE/TIME ANALYZED: 7/28/95 12:00 METHOD REFERENCE: SW-846 5030/8260			QC BATCH NUMBER: 953207 TECHNICIAN: KSG				
BLANK	CALIB CHK	BATCH BLANK	<0.53								
DUP2	ANALYTICAL	9507-01325-002Q			2.00						
DUPLICATE	ANALYTICAL	9507-01325-001D	12.5	6.02	70.00						
SPIKE	ANALYTICAL	9507-01325-002S	6.75								
STANDARD	CALIB CHK	CHECK STD	33			40	83.00	436	400.00	107.00	
PARAMETER: 1,2,4-Trichlorobenzene DETECTION LIMIT: 0.08 UNITS: ug/l				DATE/TIME ANALYZED: 7/28/95 12:00 METHOD REFERENCE: SW-846 5030/8260			QC BATCH NUMBER: 953207 TECHNICIAN: KSG				
BLANK	CALIB CHK	BATCH BLANK	<0.79								
DUP2	ANALYTICAL	9507-01325-002Q			2.00						
DUPLICATE	ANALYTICAL	9507-01325-001D	<7.90	<7.90	41.00						
SPIKE	ANALYTICAL	9507-01325-002S	<7.90								
STANDARD	CALIB CHK	CHECK STD	20			20	100.00	212	200.00	104.00	

STANDARD LABORATORIES, INC. 2315 Glenview Drive Evansville, IN 47720 PH (812) 424-2909 FAX (812) 424-0667

NC = Not Calculable Due To Lower Than The Detection Limit

Quality Control Acceptance Criteria:

Blanks Analyzed Value <= Detection Limit
Reference Standards 100 +/- 10 Percent Recovery
Duplications 20 Percent Relative Difference, Unless Values Are Below Detection Limits
Spikes 100 +/- 25 Percent Recovery

Note: Data Reported In QA Report May Be Lower Than Value On Sample Data Page Due To Dilution Of Sample Into Analytical Range

RECEIVED
 AUG 4 1995
 IIT Research Institute

QUALITY ASSURANCE REPORT

Report Dated: 7/31/95

Page 4

JOB NUMBER: 9507-01325

CUSTOMER: Standard Laboratories, Inc. 55 ATTN: Scott Robbins

ANALYSIS				DUPLICATES			REFERENCE STANDARDS		MATRIX SPIKES		
ANALYSIS TYPE	ANALYSIS SUB-TYPE	ANALYSIS I.D.	ANALYZED VALUE (A)	DUPLICATE VALUE (B)	RPD	TRUE VALUE	PERCENT RECOVERY	ORIGINAL VALUE	SPIKE ADDED	PERCENT RECOVERY	
PARAMETER: Chlorodibromomethane DETECTION LIMIT: 0.02 UNITS: ug/l				DATE/TIME ANALYZED: 7/28/95 12:00 METHOD REFERENCE: SW-846 5030/8260			QC BATCH NUMBER: 953207 TECHNICIAN: KSG				
BLANK	CALIB CHK	BATCH BLANK	<0.18								
DUP2	ANALYTICAL	9507-01325-002Q			1.00						
DUPLICATE	ANALYTICAL	9507-01325-001D	920	933	1.00			180	200.00	89.00	
SPIKE	ANALYTICAL	9507-01325-002S	2.43								
STANDARD	CALIB CHK	CHECK STD	20			20	100.00				
PARAMETER: 2-Chloro-1,3-Butadiene DETECTION LIMIT: 0.03 UNITS: ug/l				DATE/TIME ANALYZED: 7/28/95 12:00 METHOD REFERENCE: SW-846 5030/8260			QC BATCH NUMBER: 953207 TECHNICIAN: KSG				
BLANK	CALIB CHK	BATCH BLANK	<0.30								
DUP2	ANALYTICAL	9507-01325-002Q			1.00						
DUPLICATE	ANALYTICAL	9507-01325-001D	<3.00	<3.00	7.00			205	200.00	101.00	
SPIKE	ANALYTICAL	9507-01325-002S	<3.00								
STANDARD	CALIB CHK	CHECK STD	19			20	95.00				
PARAMETER: Tetrachloroethene DETECTION LIMIT: 0.05 UNITS: ug/l				DATE/TIME ANALYZED: 7/28/95 12:00 METHOD REFERENCE: SW-846 5030/8260			QC BATCH NUMBER: 953207 TECHNICIAN: KSG				
BLANK	CALIB CHK	BATCH BLANK	<0.52								
DUP2	ANALYTICAL	9507-01325-002Q			1.00						
DUPLICATE	ANALYTICAL	9507-01325-001D	1210	1210	0.00			326	290.00	110.00	
SPIKE	ANALYTICAL	9507-01325-002S	6.80								
STANDARD	CALIB CHK	CHECK STD	39			29	134.00				
PARAMETER: cis-1,4-Dichloro-2-butene DETECTION LIMIT: 0.08 UNITS: ug/l				DATE/TIME ANALYZED: 7/28/95 12:00 METHOD REFERENCE: SW-846 5030/8260			QC BATCH NUMBER: 953207 TECHNICIAN: KSG				
BLANK	CALIB CHK	BATCH BLANK	<0.80								
DUP2	ANALYTICAL	9507-01325-002Q			3.00						
DUPLICATE	ANALYTICAL	9507-01325-001D	15.1	<8.00	75.00			337	400.00	82.00	
SPIKE	ANALYTICAL	9507-01325-002S	10.5								
STANDARD	CALIB CHK	CHECK STD	37			40	93.00				
PARAMETER: trans-1,2-Dichloroethene DETECTION LIMIT: 0.04 UNITS: ug/l				DATE/TIME ANALYZED: 7/28/95 12:00 METHOD REFERENCE: SW-846 5030/8260			QC BATCH NUMBER: 953207 TECHNICIAN: KSG				
BLANK	CALIB CHK	BATCH BLANK	<0.39								
DUP2	ANALYTICAL	9507-01325-002Q			1.00						
DUPLICATE	ANALYTICAL	9507-01325-001D	762	705	8.00			183	200.00	90.00	
SPIKE	ANALYTICAL	9507-01325-002S	<3.90								
STANDARD	CALIB CHK	CHECK STD	20			20	100.00				
PARAMETER: 1,3-Dichlorobenzene DETECTION LIMIT: 0.04 UNITS: ug/l				DATE/TIME ANALYZED: 7/28/95 12:00 METHOD REFERENCE: SW-846 5030/8260			QC BATCH NUMBER: 953207 TECHNICIAN: KSG				
BLANK	CALIB CHK	BATCH BLANK	<0.43								
DUP2	ANALYTICAL	9507-01325-002Q			1.00						
DUPLICATE	ANALYTICAL	9507-01325-001D	<4.30	<4.30	20.00			205	200.00	101.00	
SPIKE	ANALYTICAL	9507-01325-002S	<4.30								
STANDARD	CALIB CHK	CHECK STD	21			20	105.00				

STANDARD LABORATORIES, INC. 2315 Glenview Drive Evansville, IN 47720 PH (812) 424-2909 FAX (812) 424-0667

... - Not Calculable Due To Lower Than The Detection Limit

Quality Control Acceptance Criteria:
 Blanks..... Analyzed Value <= Detection Limit
 Reference Standards 100 +/- 10 Percent Recovery
 Duplicates..... 20 Percent Relative Difference, Unless Values Are Below Detection Limits
 Spikes..... 100 +/- 25 Percent Recovery

Note: Data Reported In QA Report May Be Lower Than Value On Sample Data Page Due To Dilution Of Sample Into Analytical Range

RECEIVED

AUG 4 1995

IIT Research Institute

QUALITY ASSURANCE REPORT										
Report Dated: 7/31/95 Page 5										
JOB NUMBER: 9507-01325				CUSTOMER: Standard Laboratories, Inc. 55 ATTN: Scott Robbins						
ANALYSIS				DUPLICATES		REFERENCE STANDARDS		MATRIX SPIKES		
ANALYSIS TYPE	ANALYSIS SUB-TYPE	ANALYSIS I.D.	ANALYZED VALUE (A)	DUPLICATE VALUE (B)	RPD	TRUE VALUE	PERCENT RECOVERY	ORIGINAL VALUE	SPIKE ADDED	PERCENT RECOVERY
PARAMETER: Carbon tetrachloride DETECTION LIMIT: 0.05 UNITS: ug/l				DATE/TIME ANALYZED: 7/28/95 12:00 METHOD REFERENCE: SW-846 5030/8260		QC BATCH NUMBER: 953207 TECHNICIAN: KSG				
BLANK	CALIB CHK	BATCH BLANK	<0.50							
DUP2	ANALYTICAL	9507-01325-002Q			1.00					
DUPLICATE	ANALYTICAL	9507-01325-001D	819	844	3.00			176	200.00	87.00
SPIKE	ANALYTICAL	9507-01325-002S	<5.00							
STANDARD	CALIB CHK	CHECK STD	19			20	95.00			
PARAMETER: 2-Hexanone DETECTION LIMIT: 0.11 UNITS: ug/l				DATE/TIME ANALYZED: 7/28/95 12:00 METHOD REFERENCE: SW-846 5030/8260		QC BATCH NUMBER: 953207 TECHNICIAN: KSG				
BLANK	CALIB CHK	BATCH BLANK	<1.09							
DUP2	ANALYTICAL	9507-01325-002Q			9.00					
DUPLICATE	ANALYTICAL	9507-01325-001D	1580	1570	1.00			167	200.00	60.00
SPIKE	ANALYTICAL	9507-01325-002S	46.3							
STANDARD	CALIB CHK	CHECK STD	15.5			20	78.00			
PARAMETER: 1,1,1,2-Tetrachloroethane DETECTION LIMIT: 0.04 UNITS: ug/l				DATE/TIME ANALYZED: 7/28/95 12:00 METHOD REFERENCE: SW-846 5030/8260		QC BATCH NUMBER: 953207 TECHNICIAN: KSG				
BLANK	CALIB CHK	BATCH BLANK	<0.38							
DUP2	ANALYTICAL	9507-01325-002Q			1.00					
DUPLICATE	ANALYTICAL	9507-01325-001D	<3.80	<3.80	48.00					
SPIKE	ANALYTICAL	9507-01325-002S	<3.80					188	200.00	94.00
STANDARD	CALIB CHK	CHECK STD	21			20	105.00			
PARAMETER: Acetone DETECTION LIMIT: 1.17 UNITS: ug/l				DATE/TIME ANALYZED: 7/28/95 12:00 METHOD REFERENCE: SW-846 5030/8260		QC BATCH NUMBER: 953207 TECHNICIAN: KSG				
BLANK	CALIB CHK	BATCH BLANK	<11.6							
DUP2	ANALYTICAL	9507-01325-002Q			5.00					
DUPLICATE	ANALYTICAL	9507-01325-001D	1810	1890	4.00			247	200.00	90.00
SPIKE	ANALYTICAL	9507-01325-002S	<11.6							
STANDARD	CALIB CHK	CHECK STD	26.6			20	133.00			
PARAMETER: Chloroform DETECTION LIMIT: 0.07 UNITS: ug/l				DATE/TIME ANALYZED: 7/28/95 12:00 METHOD REFERENCE: SW-846 5030/8260		QC BATCH NUMBER: 953207 TECHNICIAN: KSG				
BLANK	CALIB CHK	BATCH BLANK	<0.74							
DUP2	ANALYTICAL	9507-01325-002Q			2.00					
DUPLICATE	ANALYTICAL	9507-01325-001D	888	919	3.00			215	200.00	96.00
SPIKE	ANALYTICAL	9507-01325-002S	22.1							
STANDARD	CALIB CHK	CHECK STD	20			20	100.00			
PARAMETER: Hexachloroethane DETECTION LIMIT: 0.02 UNITS: ug/l				DATE/TIME ANALYZED: 7/28/95 12:00 METHOD REFERENCE: SW-846 5030/8260		QC BATCH NUMBER: 953207 TECHNICIAN: KSG				
BLANK	CALIB CHK	BATCH BLANK	<0.24							
DUP2	ANALYTICAL	9507-01325-002Q			1.00					
DUPLICATE	ANALYTICAL	9507-01325-001D	<2.40	<2.40	16.00			148	200.00	74.00
SPIKE	ANALYTICAL	9507-01325-002S	<2.40							
STANDARD	CALIB CHK	CHECK STD	14			20	70.00			

STANDARD LABORATORIES, INC. 2315 Glenview Drive Evansville, IN 47720 PH (812) 424-2909 FAX (812) 424-0667

NC = Not Calculable Due To Lower Than The Detection Limit

Quality Control Acceptance Criteria:

- Blanks..... Analyzed Value <= Detection Limit
- Reference Standards 100 +/- 10 Percent Recovery
- Duplicates..... 20 Percent Relative Difference, Unless Values Are Below Detection Limits
- Spikes..... 100 +/- 25 Percent Recovery

Note: Data Reported In QA Report May Be Lower Than Value On Sample Data Page Due To Dilution Of Sample Into Analytical Range

RECEIVED

AUG 4 1995

IIT Research Institute

QUALITY ASSURANCE REPORT										
Report Dated: 7/31/95						Page 6				
JOB NUMBER: 9507-01325				CUSTOMER: Standard Laboratories, Inc. 55 ATTN: Scott Robbins						
ANALYSIS				DUPLICATES		REFERENCE STANDARDS		MATRIX SPIKES		
ANALYSIS TYPE	ANALYSIS SUB-TYPE	ANALYSIS I.D.	ANALYZED VALUE (A)	DUPLICATE VALUE (B)	RPD	TRUE VALUE	PERCENT RECOVERY	ORIGINAL VALUE	SPIKE ADDED	PERCENT RECOVERY
PARAMETER: Benzene DETECTION LIMIT: 0.02 UNITS: ug/l				DATE/TIME ANALYZED: 7/28/95 12:00 METHOD REFERENCE: SW-846 5030/8260		QC BATCH NUMBER: 953207 TECHNICIAN: KSG				
BLANK	CALIB CHK	BATCH BLANK	<0.16							
DUP2	ANALYTICAL	9507-01325-002Q			1.00					
DUPLICATE	ANALYTICAL	9507-01325-001D	867	878	1.00			187	200.00	92.00
SPIKE	ANALYTICAL	9507-01325-002S	2.28							
STANDARD	CALIB CHK	CHECK STD	19			20	95.00			
PARAMETER: 1,1,1-Trichloroethane DETECTION LIMIT: 0.04 UNITS: ug/l				DATE/TIME ANALYZED: 7/28/95 12:00 METHOD REFERENCE: SW-846 5030/8260		QC BATCH NUMBER: 953207 TECHNICIAN: KSG				
BLANK	CALIB CHK	BATCH BLANK	<0.36							
DUP2	ANALYTICAL	9507-01325-002Q			1.00					
DUPLICATE	ANALYTICAL	9507-01325-001D	810	831	3.00			183	200.00	91.00
SPIKE	ANALYTICAL	9507-01325-002S	<3.60							
STANDARD	CALIB CHK	CHECK STD	19			20	95.00			
PARAMETER: Bromomethane DETECTION LIMIT: 0.25 UNITS: ug/l				DATE/TIME ANALYZED: 7/28/95 12:00 METHOD REFERENCE: SW-846 5030/8260		QC BATCH NUMBER: 953207 TECHNICIAN: KSG				
BLANK	CALIB CHK	BATCH BLANK	<2.49							
DUP2	ANALYTICAL	9507-01325-002Q			3.00					
DUPLICATE	ANALYTICAL	9507-01325-001D	40.9	29.8	31.00			187	200.00	75.00
SPIKE	ANALYTICAL	9507-01325-002S	36.6							
STANDARD	CALIB CHK	CHECK STD	24.1			20	121.00			
PARAMETER: Chloromethane DETECTION LIMIT: 0.06 UNITS: ug/l				DATE/TIME ANALYZED: 7/28/95 12:00 METHOD REFERENCE: SW-846 5030/8260		QC BATCH NUMBER: 953207 TECHNICIAN: KSG				
BLANK	CALIB CHK	BATCH BLANK	<0.60							
DUP2	ANALYTICAL	9507-01325-002Q			1.00					
DUPLICATE	ANALYTICAL	9507-01325-001D	<6.00	<6.00	0.00			200	200.00	98.00
SPIKE	ANALYTICAL	9507-01325-002S	<6.00							
STANDARD	CALIB CHK	CHECK STD	18			20	90.00			
PARAMETER: Iodomethane DETECTION LIMIT: 0.04 UNITS: ug/l				DATE/TIME ANALYZED: 7/28/95 12:00 METHOD REFERENCE: SW-846 5030/8260		QC BATCH NUMBER: 953207 TECHNICIAN: KSG				
BLANK	CALIB CHK	BATCH BLANK	<0.43							
DUP2	ANALYTICAL	9507-01325-002Q			5.00					
DUPLICATE	ANALYTICAL	9507-01325-001D	<4.30	<4.30	157.00			57.2	200.00	29.00
SPIKE	ANALYTICAL	9507-01325-002S	<4.30							
STANDARD	CALIB CHK	CHECK STD	12			20	60.00			
PARAMETER: Dibromomethane DETECTION LIMIT: 0.03 UNITS: ug/l				DATE/TIME ANALYZED: 7/28/95 12:00 METHOD REFERENCE: SW-846 5030/8260		QC BATCH NUMBER: 953207 TECHNICIAN: KSG				
BLANK	CALIB CHK	BATCH BLANK	<0.28							
DUP2	ANALYTICAL	9507-01325-002Q			1.00					
DUPLICATE	ANALYTICAL	9507-01325-001D	<2.80	<2.80	57.00			199	200.00	99.00
SPIKE	ANALYTICAL	9507-01325-002S	<2.80							
STANDARD	CALIB CHK	CHECK STD	21			20	105.00			

STANDARD LABORATORIES, INC. 2315 Glenview Drive Evansville, IN 47720 PH (812) 424-2909 FAX (812) 424-0667

NC - Not Calculable Due To Lower Than The Detection Limit

Quality Control Acceptance Criteria:

Blanks..... Analyzed Value <= Detection Limit
 Reference Standards 100 +/- 10 Percent Recovery
 Duplicates..... 20 Percent Relative Difference, Unless Values Are Below Detection Limits
 Spikes..... 100 +/- 25 Percent Recovery

Note: Data Reported In QA Report May Be Lower Than Value On Sample Data Page Due To Dilution Of Sample Into Analytical Range

RECEIVED

AUG 4 1995

IIT Research Institute

QUALITY ASSURANCE REPORT

Report Dated: 7/31/95

Page 7

JOB NUMBER: 9507-01325

CUSTOMER: Standard Laboratories, Inc. 55 ATTN: Scott Robbins

ANALYSIS				DUPLICATES		REFERENCE STANDARDS		MATRIX SPIKES		
ANALYSIS TYPE	ANALYSIS SUB-TYPE	ANALYSIS I.D.	ANALYZED VALUE (A)	DUPLICATE VALUE (B)	RPD	TRUE VALUE	PERCENT RECOVERY	ORIGINAL VALUE	SPIKE ADDED	PERCENT RECOVERY
PARAMETER: Bromochloromethane DETECTION LIMIT: 0.06 UNITS: ug/l				DATE/TIME ANALYZED: 7/28/95 12:00 METHOD REFERENCE: SW-846 5030/8260		QC BATCH NUMBER: 953207 TECHNICIAN: KSG				
BLANK	CALIB CHK	BATCH BLANK	<0.59							
DUP2	ANALYTICAL	9507-01325-002Q			2.00					
DUPLICATE	ANALYTICAL	9507-01325-001D	<5.90	<5.90	178.00			201	200.00	100.00
SPIKE	ANALYTICAL	9507-01325-002S	<5.90							
STANDARD	CALIB CHK	CHECK STD	21			20	105.00			
PARAMETER: Chloroethane DETECTION LIMIT: 0.68 UNITS: ug/l				DATE/TIME ANALYZED: 7/28/95 12:00 METHOD REFERENCE: SW-846 5030/8260		QC BATCH NUMBER: 953207 TECHNICIAN: KSG				
BLANK	CALIB CHK	BATCH BLANK	<6.80							
DUP2	ANALYTICAL	9507-01325-002Q			2.00					
DUPLICATE	ANALYTICAL	9507-01325-001D	<68.0	<68.0	200.00			140	200.00	69.00
SPIKE	ANALYTICAL	9507-01325-002S	<68.0							
STANDARD	CALIB CHK	CHECK STD	20.3			20	102.00			
PARAMETER: Vinyl Chloride DETECTION LIMIT: 0.05 UNITS: ug/l				DATE/TIME ANALYZED: 7/28/95 12:00 METHOD REFERENCE: SW-846 5030/8260		QC BATCH NUMBER: 953207 TECHNICIAN: KSG				
BLANK	CALIB CHK	BATCH BLANK	<0.51							
DUP2	ANALYTICAL	9507-01325-002Q			0.00					
DUPLICATE	ANALYTICAL	9507-01325-001D	<5.10	<5.10	200.00			220	200.00	110.00
SPIKE	ANALYTICAL	9507-01325-002S	<5.10							
STANDARD	CALIB CHK	CHECK STD	20			20	100.00			
PARAMETER: Acetonitrile DETECTION LIMIT: 0.04 UNITS: ug/l				DATE/TIME ANALYZED: 7/28/95 12:00 METHOD REFERENCE: SW-846 5030/8260		QC BATCH NUMBER: 953207 TECHNICIAN: KSG				
BLANK	CALIB CHK	BATCH BLANK	<0.35							
DUP2	ANALYTICAL	9507-01325-002Q			1.00					
DUPLICATE	ANALYTICAL	9507-01325-001D	<3.50	<3.50	13.00			150	200.00	75.00
SPIKE	ANALYTICAL	9507-01325-002S	<3.50							
STANDARD	CALIB CHK	CHECK STD	22			20	110.00			
PARAMETER: Methylene chloride DETECTION LIMIT: 0.98 UNITS: ug/l				DATE/TIME ANALYZED: 7/28/95 12:00 METHOD REFERENCE: SW-846 5030/8260		QC BATCH NUMBER: 953207 TECHNICIAN: KSG				
BLANK	CALIB CHK	BATCH BLANK	<9.84							
DUP2	ANALYTICAL	9507-01325-002Q			5.00					
DUPLICATE	ANALYTICAL	9507-01325-001D	917	1010	10.00			319	200.00	119.00
SPIKE	ANALYTICAL	9507-01325-002S	<98.4							
STANDARD	CALIB CHK	CHECK STD	25.1			20	126.00			
PARAMETER: Carbon disulfide DETECTION LIMIT: 0.02 UNITS: ug/l				DATE/TIME ANALYZED: 7/28/95 12:00 METHOD REFERENCE: SW-846 5030/8260		QC BATCH NUMBER: 953207 TECHNICIAN: KSG				
BLANK	CALIB CHK	BATCH BLANK	<0.16							
DUP2	ANALYTICAL	9507-01325-002Q			0.00					
DUPLICATE	ANALYTICAL	9507-01325-001D	543	505	7.00			85.7	200.00	42.00
SPIKE	ANALYTICAL	9507-01325-002S	<1.60							
STANDARD	CALIB CHK	CHECK STD	19			20	95.00			

STANDARD LABORATORIES, INC. 2315 Glenview Drive Evansville, IN 47720 PH (812) 424-2909 FAX (812) 424-0667

NC = Not Calculable Due To Lower Than The Detection Limit

Quality Control Acceptance Criteria:

Blanks..... Analyzed Value <= Detection Limit
Reference Standards 100 +/- 10 Percent Recovery
Duplicates..... 20 Percent Relative Difference, Unless Values Are Below Detection Limits
Spikes..... 100 +/- 25 Percent Recovery

Note: Data Reported In QA Report May Be Lower Than Value On Sample Data Page Due To Dilution Of Sample Into Analytical Range

RECEIVED

AUG 4 1995

IIT Research Institute

QUALITY ASSURANCE REPORT											
Report Dated: 7/31/95											
Page 8											
JOB NUMBER: 9507-01325				CUSTOMER: Standard Laboratories, Inc. 55 ATTN: Scott Robbins							
ANALYSIS				DUPLICATES			REFERENCE STANDARDS		MATRIX SPIKES		
ANALYSIS TYPE	ANALYSIS SUB-TYPE	ANALYSIS I.D.	ANALYZED VALUE (A)	DUPLICATE VALUE (B)	RPD	TRUE VALUE	PERCENT RECOVERY	ORIGINAL VALUE	SPIKE ADDED	PERCENT RECOVERY	
PARAMETER: Bromoform (Tribromomethane) DETECTION LIMIT: 0.03 UNITS: ug/l				DATE/TIME ANALYZED: 7/28/95 12:00 METHOD REFERENCE: SW-846 5030/8260			QC BATCH NUMBER: 953207 TECHNICIAN: KSG				
BLANK	CALIB CHK	BATCH BLANK	<0.26								
DUP2	ANALYTICAL	9507-01325-002Q			2.00						
DUPLICATE	ANALYTICAL	9507-01325-001D	822	823	0.00			157	200.00	76.00	
SPIKE	ANALYTICAL	9507-01325-002S	5.91								
STANDARD	CALIB CHK	CHECK STD	18			20	90.00				
PARAMETER: Bromodichloromethane DETECTION LIMIT: 0.03 UNITS: ug/l				DATE/TIME ANALYZED: 7/28/95 12:00 METHOD REFERENCE: SW-846 5030/8260			QC BATCH NUMBER: 953207 TECHNICIAN: KSG				
BLANK	CALIB CHK	BATCH BLANK	<0.28								
DUP2	ANALYTICAL	9507-01325-002Q			1.00						
DUPLICATE	ANALYTICAL	9507-01325-001D	907	917	1.00			184	200.00	91.00	
SPIKE	ANALYTICAL	9507-01325-002S	<2.80								
STANDARD	CALIB CHK	CHECK STD	20			20	100.00				
PARAMETER: 1,1-Dichloroethane DETECTION LIMIT: 0.02 UNITS: ug/l				DATE/TIME ANALYZED: 7/28/95 12:00 METHOD REFERENCE: SW-846 5030/8260			QC BATCH NUMBER: 953207 TECHNICIAN: KSG				
BLANK	CALIB CHK	BATCH BLANK	<0.16								
DUP2	ANALYTICAL	9507-01325-002Q			0.00						
DUPLICATE	ANALYTICAL	9507-01325-001D	829	828	0.00			183	200.00	91.00	
SPIKE	ANALYTICAL	9507-01325-002S	<1.60								
STANDARD	CALIB CHK	CHECK STD	20			20	100.00				
PARAMETER: 1,1-Dichloroethane DETECTION LIMIT: 0.04 UNITS: ug/l				DATE/TIME ANALYZED: 7/28/95 12:00 METHOD REFERENCE: SW-846 5030/8260			QC BATCH NUMBER: 953207 TECHNICIAN: KSG				
BLANK	CALIB CHK	BATCH BLANK	0.46								
DUP2	ANALYTICAL	9507-01325-002Q			2.00						
DUPLICATE	ANALYTICAL	9507-01325-001D	40.4	39.6	2.00			9.21	200.00	5.00	
SPIKE	ANALYTICAL	9507-01325-002S	<4.30								
STANDARD	CALIB CHK	CHECK STD	18			20	90.00				
PARAMETER: Trichlorofluoromethane DETECTION LIMIT: 0.03 UNITS: ug/l				DATE/TIME ANALYZED: 7/28/95 12:00 METHOD REFERENCE: SW-846 5030/8260			QC BATCH NUMBER: 953207 TECHNICIAN: KSG				
BLANK	CALIB CHK	BATCH BLANK	<0.26								
DUP2	ANALYTICAL	9507-01325-002Q			5.00						
DUPLICATE	ANALYTICAL	9507-01325-001D	<2.60	<2.60	0.00			13.9	200.00	7.00	
SPIKE	ANALYTICAL	9507-01325-002S	<2.60								
STANDARD	CALIB CHK	CHECK STD	17			20	85.00				
PARAMETER: Dichlorodifluoromethane DETECTION LIMIT: 0.07 UNITS: ug/l				DATE/TIME ANALYZED: 7/28/95 12:00 METHOD REFERENCE: SW-846 5030/8260			QC BATCH NUMBER: 953207 TECHNICIAN: KSG				
BLANK	CALIB CHK	BATCH BLANK	<0.70								
DUP2	ANALYTICAL	9507-01325-002Q			0.00						
DUPLICATE	ANALYTICAL	9507-01325-001D	<7.00	<7.00	0.00			210	200.00	105.00	
SPIKE	ANALYTICAL	9507-01325-002S	<7.00								
STANDARD	CALIB CHK	CHECK STD	21			20	105.00				

STANDARD LABORATORIES, INC. 2315 Glenview Drive Evansville, IN 47720 PH (812) 424-2909 FAX (812) 424-0667

NC = Not Calculable Due To Lower Than The Detection Limit

Quality Control Acceptance Criteria:

Blanks..... Analyzed Value <= Detection Limit
 Reference Standards 100 +/- 10 Percent Recovery
 Duplicates..... 20 Percent Relative Difference, Unless Values Are Below Detection Limits
 Spikes..... 100 +/- 25 Percent Recovery

Note: Data Reported In QA Report May Be Lower Than Value On Sample Data Page Due To Dilution Of Sample Into Analytical Range

RECEIVED

AUG 4 1995

IIT Research Institute

QUALITY ASSURANCE REPORT

Report Dated: 7/31/95

Page 9

JOB NUMBER: 9507-01325

CUSTOMER: Standard Laboratories, Inc. 55 ATTN: Scott Robbins

ANALYSIS			DUPLICATES			REFERENCE STANDARDS		MATRIX SPIKES		
ANALYSIS TYPE	ANALYSIS SUB-TYPE	ANALYSIS I.D.	ANALYZED VALUE (A)	DUPLICATE VALUE (B)	RPD	TRUE VALUE	PERCENT RECOVERY	ORIGINAL VALUE	SPIKE ADDED	PERCENT RECOVERY
PARAMETER: Pentachloroethane DETECTION LIMIT: 0.02 UNITS: ug/l			DATE/TIME ANALYZED: 7/28/95 12:00 METHOD REFERENCE: SW-846 5030/8260			QC BATCH NUMBER: 953207 TECHNICIAN: KSG				
BLANK	CALIB CHK	BATCH BLANK	<0.15							
DUP2	ANALYTICAL	9507-01325-002Q			0.00					
DUPLICATE	ANALYTICAL	9507-01325-001D	9.70	9.47	2.00			164	200.00	82.00
SPIKE	ANALYTICAL	9507-01325-002S	<1.50							
STANDARD	CALIB CHK	CHECK STD	17			20	85.00			
PARAMETER: Isobutyl alcohol DETECTION LIMIT: 0.01 UNITS: ug/l			DATE/TIME ANALYZED: 7/28/95 12:00 METHOD REFERENCE: SW-846 5030/8260			QC BATCH NUMBER: 953207 TECHNICIAN: KSG				
BLANK	CALIB CHK	BATCH BLANK	0.69							
DUP2	ANALYTICAL	9507-01325-002Q			0.00					
DUPLICATE	ANALYTICAL	9507-01325-001D	7.02	3.33	71.00			64.5	200.00	28.00
SPIKE	ANALYTICAL	9507-01325-002S	8.10							
STANDARD	CALIB CHK	CHECK STD	21			20	105.00			
PARAMETER: 1,2-Dichloropropane DETECTION LIMIT: 0.04 UNITS: ug/l			DATE/TIME ANALYZED: 7/28/95 12:00 METHOD REFERENCE: SW-846 5030/8260			QC BATCH NUMBER: 953207 TECHNICIAN: KSG				
BLANK	CALIB CHK	BATCH BLANK	<0.35							
DUP2	ANALYTICAL	9507-01325-002Q			1.00					
DUPLICATE	ANALYTICAL	9507-01325-001D	894	897	0.00			210	200.00	104.00
SPIKE	ANALYTICAL	9507-01325-002S	<3.50							
STANDARD	CALIB CHK	CHECK STD	21			20	105.00			
PARAMETER: 2-Butanone (MEK) DETECTION LIMIT: 0.32 UNITS: ug/l			DATE/TIME ANALYZED: 7/28/95 12:00 METHOD REFERENCE: SW-846 5030/8260			QC BATCH NUMBER: 953207 TECHNICIAN: KSG				
BLANK	CALIB CHK	BATCH BLANK	<3.23							
DUP2	ANALYTICAL	9507-01325-002Q			10.00					
DUPLICATE	ANALYTICAL	9507-01325-001D	2090	2070	1.00			281	200.00	105.00
SPIKE	ANALYTICAL	9507-01325-002S	71.4							
STANDARD	CALIB CHK	CHECK STD	20.7			20	104.00			
PARAMETER: 1,1,2-Trichloroethane DETECTION LIMIT: 0.02 UNITS: ug/l			DATE/TIME ANALYZED: 7/28/95 12:00 METHOD REFERENCE: SW-846 5030/8260			QC BATCH NUMBER: 953207 TECHNICIAN: KSG				
BLANK	CALIB CHK	BATCH BLANK	<0.22							
DUP2	ANALYTICAL	9507-01325-002Q			1.00					
DUPLICATE	ANALYTICAL	9507-01325-001D	929	923	1.00			189	200.00	92.00
SPIKE	ANALYTICAL	9507-01325-002S	4.56							
STANDARD	CALIB CHK	CHECK STD	20			20	100.00			
PARAMETER: Trichloroethane DETECTION LIMIT: 0.04 UNITS: ug/l			DATE/TIME ANALYZED: 7/28/95 12:00 METHOD REFERENCE: SW-846 5030/8260			QC BATCH NUMBER: 953207 TECHNICIAN: KSG				
BLANK	CALIB CHK	BATCH BLANK	<0.38							
DUP2	ANALYTICAL	9507-01325-002Q			2.00					
DUPLICATE	ANALYTICAL	9507-01325-001D	970	982	1.00			233	200.00	114.00
SPIKE	ANALYTICAL	9507-01325-002S	5.63							
STANDARD	CALIB CHK	CHECK STD	25			20	125.00			

STANDARD LABORATORIES, INC. 2315 Glenview Drive Evansville, IN 47720 PH (812) 424-2909 FAX (812) 424-0667

NC = Not Calculable Due To Lower Than The Detection Limit

Quality Control Acceptance Criteria:

Blanks..... Analyzed Value <= Detection Limit
 Reference Standards 100 +/- 10 Percent Recovery
 Duplicates..... 20 Percent Relative Difference, Unless Values Are Below Detection Limits
 Spikes..... 100 +/- 25 Percent Recovery

Note: Data Reported In QA Report May Be Lower Than Value On Sample Data Page Due To Dilution Of Sample Into Analytical Range

RECEIVED

AUG 4 1995

IIT Research Institute

QUALITY ASSURANCE REPORT										
JOB NUMBER: 9507-01325				CUSTOMER: Standard Laboratories, Inc. 55 ATTN: Scott Robbins				Page 10		
ANALYSIS				DUPLICATES		REFERENCE STANDARDS		MATRIX SPIKES		
ANALYSIS TYPE	ANALYSIS SUB-TYPE	ANALYSIS I.D.	ANALYZED VALUE (A)	DUPLICATE VALUE (B)	RPD	TRUE VALUE	PERCENT RECOVERY	ORIGINAL VALUE	SPIKE ADDED	PERCENT RECOVERY
PARAMETER: 1,1,2,2-Tetrachloroethane DETECTION LIMIT: 0.03 UNITS: ug/l				DATE/TIME ANALYZED: 7/28/95 12:00 METHOD REFERENCE: SW-846 5030/8260		QC BATCH NUMBER: 953207 TECHNICIAN: KSG				
BLANK	CALIB CHK	BATCH BLANK	<0.28							
DUP2	ANALYTICAL	9507-01325-002Q			3.00					
DUPLICATE	ANALYTICAL	9507-01325-001D	734	720	2.00			176	200.00	81.00
SPIKE	ANALYTICAL	9507-01325-002S	13.5							
STANDARD	CALIB CHK	CHECK STD	18			20	90.00			
PARAMETER: Methyl methacrylate DETECTION LIMIT: 0.04 UNITS: ug/l				DATE/TIME ANALYZED: 7/28/95 12:00 METHOD REFERENCE: SW-846 5030/8260		QC BATCH NUMBER: 953207 TECHNICIAN: KSG				
BLANK	CALIB CHK	BATCH BLANK	<0.40							
DUP2	ANALYTICAL	9507-01325-002Q			4.00					
DUPLICATE	ANALYTICAL	9507-01325-001D	14.8	6.25	81.00			214	200.00	101.00
SPIKE	ANALYTICAL	9507-01325-002S	12.3							
STANDARD	CALIB CHK	CHECK STD	20			20	100.00			
PARAMETER: Hexachlorobutadiene DETECTION LIMIT: 0.11 UNITS: ug/l				DATE/TIME ANALYZED: 7/28/95 12:00 METHOD REFERENCE: SW-846 5030/8260		QC BATCH NUMBER: 953207 TECHNICIAN: KSG				
BLANK	CALIB CHK	BATCH BLANK	<1.06							
DUP2	ANALYTICAL	9507-01325-002Q			3.00					
DUPLICATE	ANALYTICAL	9507-01325-001D	<10.6	<10.6	56.00			225	200.00	108.00
SPIKE	ANALYTICAL	9507-01325-002S	<10.6							
STANDARD	CALIB CHK	CHECK STD	21.3			20	107.00			
PARAMETER: Naphthalene DETECTION LIMIT: 0.07 UNITS: ug/l				DATE/TIME ANALYZED: 7/28/95 12:00 METHOD REFERENCE: SW-846 5030/8260		QC BATCH NUMBER: 953207 TECHNICIAN: KSG				
BLANK	CALIB CHK	BATCH BLANK	<0.68							
DUP2	ANALYTICAL	9507-01325-002Q			3.00					
DUPLICATE	ANALYTICAL	9507-01325-001D	<6.80	<6.80	112.00			174	200.00	85.00
SPIKE	ANALYTICAL	9507-01325-002S	<6.80							
STANDARD	CALIB CHK	CHECK STD	16			20	80.00			
PARAMETER: o-Xylene DETECTION LIMIT: 0.04 UNITS: ug/l				DATE/TIME ANALYZED: 7/28/95 12:00 METHOD REFERENCE: SW-846 5030/8260		QC BATCH NUMBER: 953207 TECHNICIAN: KSG				
BLANK	CALIB CHK	BATCH BLANK	<0.40							
DUP2	ANALYTICAL	9507-01325-002Q			1.00					
DUPLICATE	ANALYTICAL	9507-01325-001D	1070	1060	1.00			268	250.00	105.00
SPIKE	ANALYTICAL	9507-01325-002S	5.40							
STANDARD	CALIB CHK	CHECK STD	27			25	109.00			
PARAMETER: 1,2-Dichlorobenzene DETECTION LIMIT: 0.02 UNITS: ug/l				DATE/TIME ANALYZED: 7/28/95 12:00 METHOD REFERENCE: SW-846 5030/8260		QC BATCH NUMBER: 953207 TECHNICIAN: KSG				
BLANK	CALIB CHK	BATCH BLANK	<0.17							
DUP2	ANALYTICAL	9507-01325-002Q			1.00					
DUPLICATE	ANALYTICAL	9507-01325-001D	1.83	<1.70	20.00			199	200.00	98.00
SPIKE	ANALYTICAL	9507-01325-002S	3.05							
STANDARD	CALIB CHK	CHECK STD	21			20	105.00			

STANDARD LABORATORIES, INC. 2315 Glenview Drive Evansville, IN 47720 PH (812) 424-2909 FAX (812) 424-0667

NC = Not Calculable Due To Lower Than The Detection Limit

Quality Control Acceptance Criteria:

Blanks..... Analyzed Value <= Detection Limit
 Reference Standards 100 +/- 10 Percent Recovery
 Duplicates..... 20 Percent Relative Difference, Unless Values Are Below Detection Limits
 Spikes..... 100 +/- 25 Percent Recovery

Note: Data Reported In QA Report May Be Lower Than Value On Sample Data Page Due To Dilution Of Sample Into Analytical Range

RECEIVED

AUG 4 1995

IIT Research Institute

QUALITY ASSURANCE REPORT										
Report Dated: 7/31/95 Page 11										
JOB NUMBER: 9507-01325				CUSTOMER: Standard Laboratories, Inc. 55 ATTN: Scott Robbins						
ANALYSIS				DUPLICATES		REFERENCE STANDARDS		MATRIX SPIKES		
ANALYSIS TYPE	ANALYSIS SUB-TYPE	ANALYSIS I.D.	ANALYZED VALUE (A)	DUPLICATE VALUE (B)	RPD	TRUE VALUE	PERCENT RECOVERY	ORIGINAL VALUE	SPIKE ADDED	PERCENT RECOVERY
PARAMETER: 1,2-Dibromo-3-chloropropane DETECTION LIMIT: 0.26 UNITS: ug/l				DATE/TIME ANALYZED: 7/28/95 12:00 METHOD REFERENCE: SW-846 5030/8260		QC BATCH NUMBER: 953207 TECHNICIAN: KSG				
BLANK	CALIB CHK	BATCH BLANK	<2.57							
DUP2	ANALYTICAL	9507-01325-002Q			9.00					
DUPLICATE	ANALYTICAL	9507-01325-001D	27.7	<25.7	73.00			182	200.00	82.00
SPIKE	ANALYTICAL	9507-01325-002S	<25.7							
STANDARD	CALIB CHK	CHECK STD	16.4			20	82.00			
PARAMETER: 1,2,3-Trichloropropane DETECTION LIMIT: 0.19 UNITS: ug/l				DATE/TIME ANALYZED: 7/28/95 12:00 METHOD REFERENCE: SW-846 5030/8260		QC BATCH NUMBER: 953207 TECHNICIAN: KSG				
BLANK	CALIB CHK	BATCH BLANK	<1.88							
DUP2	ANALYTICAL	9507-01325-002Q			4.00					
DUPLICATE	ANALYTICAL	9507-01325-001D	<18.8	<18.8	66.00			185	200.00	88.00
SPIKE	ANALYTICAL	9507-01325-002S	<18.8							
STANDARD	CALIB CHK	CHECK STD	18.7			20	94.00			
PARAMETER: Ethyl Methacrylate DETECTION LIMIT: 0.02 UNITS: ug/l				DATE/TIME ANALYZED: 7/28/95 12:00 METHOD REFERENCE: SW-846 5030/8260		QC BATCH NUMBER: 953207 TECHNICIAN: KSG				
BLANK	CALIB CHK	BATCH BLANK	<0.18							
DUP2	ANALYTICAL	9507-01325-002Q			2.00					
DUPLICATE	ANALYTICAL	9507-01325-001D	3.56	<1.80	84.00			180	200.00	88.00
SPIKE	ANALYTICAL	9507-01325-002S	4.22							
STANDARD	CALIB CHK	CHECK STD	19			20	95.00			
PARAMETER: m+p-Xylene DETECTION LIMIT: 0.06 UNITS: ug/l				DATE/TIME ANALYZED: 7/28/95 12:00 METHOD REFERENCE: SW-846 5030/8260		QC BATCH NUMBER: 953207 TECHNICIAN: KSG				
BLANK	CALIB CHK	BATCH BLANK	<0.58							
DUP2	ANALYTICAL	9507-01325-002Q			1.00					
DUPLICATE	ANALYTICAL	9507-01325-001D	1870	1860	1.00			404	370.00	107.00
SPIKE	ANALYTICAL	9507-01325-002S	9.85							
STANDARD	CALIB CHK	CHECK STD	38			37	103.00			
PARAMETER: Bromofluorobenzene DETECTION LIMIT: UNITS:				DATE/TIME ANALYZED: 7/28/95 12:00 METHOD REFERENCE:		QC BATCH NUMBER: 953207 TECHNICIAN: KSG				
DUP2	ANALYTICAL	9507-01325-002Q			0.00					
SURROGATE	ANALYTICAL	BATCH BLANK					98.00			
SURROGATE	ANALYTICAL	CHECK STD					99.00			
SURROGATE	ANALYTICAL	9507-01325-001					100.00			
SURROGATE	ANALYTICAL	9507-01325-001D					100.00			
SURROGATE	ANALYTICAL	9507-01325-002					96.00			
SURROGATE	ANALYTICAL	9507-01325-002S					98.00			
SURROGATE	ANALYTICAL	9507-01325-002Q					97.00			
PARAMETER: 1,2-Dichloroethane-d4 DETECTION LIMIT: UNITS:				DATE/TIME ANALYZED: 7/28/95 12:00 METHOD REFERENCE:		QC BATCH NUMBER: 953207 TECHNICIAN: KSG				
DUP2	ANALYTICAL	9507-01325-002Q			0.00					
SURROGATE	ANALYTICAL	BATCH BLANK					99.00			
SURROGATE	ANALYTICAL	CHECK STD					99.00			
SURROGATE	ANALYTICAL	9507-01325-001					98.00			

STANDARD LABORATORIES, INC. 2315 Glenview Drive Evansville, IN 47720 PH (812) 424-2909 FAX (812) 424-0667

NC = Not Calculable Due To Lower Than The Detection Limit

Quality Control Acceptance Criteria:

Blanks..... Analyzed Value <= Detection Limit
Reference Standards 100 +/- 10 Percent Recovery
Dulicates..... 20 Percent Relative Difference, Unless Values Are Below Detection Limits
Spikes..... 100 +/- 25 Percent Recovery

Note: Data Reported In QA Report May Be Lower Than Value On Sample Data Page Due To Dilution Of Sample Into Analytical Range

RECEIVED

AUG 4 1995

IIT Research Institute

QUALITY ASSURANCE REPORT										
Report Dated: 7/31/95						Page 12				
JOB NUMBER: 9507-01325				CUSTOMER: Standard Laboratories, Inc. 55 ATTN: Scott Robbins						
ANALYSIS				DUPLICATES			REFERENCE STANDARDS		MATRIX SPIKES	
ANALYSIS TYPE	ANALYSIS SUB-TYPE	ANALYSIS I.D.	ANALYZED VALUE (A)	DUPLICATE VALUE (B)	RPD	TRUE VALUE	PERCENT RECOVERY	ORIGINAL VALUE	SPIKE ADDED	PERCENT RECOVERY
PARAMETER: 1,2-Dichloroethane-d4 DETECTION LIMIT:				DATE/TIME ANALYZED: 7/28/95 12:00 METHOD REFERENCE:			QC BATCH NUMBER: 953207 TECHNICIAN: KSG			
SURROGATE	ANALYTICAL	9507-01325-001D					97.00			
SURROGATE	ANALYTICAL	9507-01325-002					96.00			
SURROGATE	ANALYTICAL	9507-01325-002S					98.00			
SURROGATE	ANALYTICAL	9507-01325-002Q					99.00			
PARAMETER: Toluene-d8 DETECTION LIMIT:				DATE/TIME ANALYZED: 7/28/95 12:00 METHOD REFERENCE:			QC BATCH NUMBER: 953207 TECHNICIAN: KSG			
DUP2	ANALYTICAL	9507-01325-002Q			0.00					
SURROGATE	ANALYTICAL	BATCH BLANK					97.00			
SURROGATE	ANALYTICAL	CHECK STD					97.00			
SURROGATE	ANALYTICAL	9507-01325-001					98.00			
SURROGATE	ANALYTICAL	9507-01325-001D					99.00			
SURROGATE	ANALYTICAL	9507-01325-002					94.00			
SURROGATE	ANALYTICAL	9507-01325-002S					95.00			
SURROGATE	ANALYTICAL	9507-01325-002Q					96.00			
STANDARD LABORATORIES, INC. 2315 Glenview Drive Evansville, IN 47720 PH (812) 424-2909 FAX (812) 424-0667										

NC = Not Calculable Due To Lower Than The Detection Limit

Quality Control Acceptance Criteria:

- Blanks..... Analyzed Value <= Detection Limit
- Reference Standards 100 +/- 10 Percent Recovery
- Duplicates..... 20 Percent Relative Difference, Unless Values Are Below Detection Limits
- Spikes..... 100 +/- 25 Percent Recovery

Note: Data Reported In QA Report May Be Lower Than Value On Sample Data Page Due To Dilution Of Sample Into Analytical Range



STANDARD LABORATORIES, INC.

2315 Glenview Drive, Evansville, Indiana 47720 (812) 424-2909

RECEIVED

AUG 18 1995

By _____
IIT Research Institute

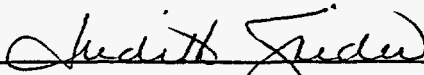
A N A L Y T I C A L R E P O R T

JOB NUMBER: 9508-01365
REPORT DATED: 8/09/95

FOR
Standard Laboratories, Inc. 55
219 Main Street
Jacksboro, TN 37757

ATTN: Scott Robbins

RESPECTFULLY SUBMITTED,



JUDITH SNIDER, LAB MANAGER

IIT Research Institute
B-209

RECEIVED

AUG 18 1995

IIT Research Institute
By _____

LABORATORY TESTS RESULTS

Report Dated: 8/09/95

Page 2

JOB NUMBER: 9508-01365

CUSTOMER: Standard Laboratories, Inc. 55 ATTN: Scott Robbins

LABORATORY I.D.: 9508-01365 -1
DATE SAMPLED.....: 7/28/95
TIME SAMPLED.....: 9:35
DATE RECEIVED.....: 8/02/95
TIME RECEIVED.....: 10:00

SAMPLE I.D.: 57857 Main Line S107280935

TEST DESCRIPTION	FINAL RESULT	DETECTION LIMIT	UNIT OF MEASURE	TEST METHOD	DATE	TECHNICIAN
Volatile Organic Compounds				SW-846 5030/8260	8/03/95	PSF
Acetone	274	116	ug/l	SW-846 5030/8260	8/03/95	PSF
Acetonitrile	<3.5	3.5	ug/l	SW-846 5030/8260	8/03/95	PSF
Acrolein	<36.5	36.5	ug/l	SW-846 5030/8260	8/03/95	PSF
Acrylonitrile	<10.8	10.8	ug/l	SW-846 5030/8260	8/03/95	PSF
Allyl chloride	<9.4	9.4	ug/l	SW-846 5030/8260	8/03/95	PSF
Benzene	5.2	1.6	ug/l	SW-846 5030/8260	8/03/95	PSF
Bromochloromethane	<5.9	5.9	ug/l	SW-846 5030/8260	8/03/95	PSF
Bromodichloromethane	<2.8	2.8	ug/l	SW-846 5030/8260	8/03/95	PSF
Bromoform (Tribromomethane)	<2.6	2.6	ug/l	SW-846 5030/8260	8/03/95	PSF
Bromomethane	<24.9	24.9	ug/l	SW-846 5030/8260	8/03/95	PSF
2-Butanone (MEK)	34.9	32.3	ug/l	SW-846 5030/8260	8/03/95	PSF
Carbon disulfide	<1.6	1.6	ug/l	SW-846 5030/8260	8/03/95	PSF
Carbon tetrachloride	<5	5	ug/l	SW-846 5030/8260	8/03/95	PSF
Chlorobenzene	1.4	1.3	ug/l	SW-846 5030/8260	8/03/95	PSF
2-Chloro-1,3-Butadiene	<3	3	ug/l	SW-846 5030/8260	8/03/95	PSF
Chlorodibromomethane	<1.8	1.8	ug/l	SW-846 5030/8260	8/03/95	PSF
Chloroethane	<68	68	ug/l	SW-846 5030/8260	8/03/95	PSF
2-Chloroethylvinyl ether	<5.3	5.3	ug/l	SW-846 5030/8260	8/03/95	PSF
Chloroform	<7.4	7.4	ug/l	SW-846 5030/8260	8/03/95	PSF
Chloromethane	<6	6	ug/l	SW-846 5030/8260	8/03/95	PSF
1,2-Dibromo-3-chloropropane	<25.7	25.7	ug/l	SW-846 5030/8260	8/03/95	PSF
1,2-Dibromoethane (EDB)	<1.8	1.8	ug/l	SW-846 5030/8260	8/03/95	PSF
Dibromomethane	<2.8	2.8	ug/l	SW-846 5030/8260	8/03/95	PSF
1,2-Dichlorobenzene	<1.7	1.7	ug/l	SW-846 5030/8260	8/03/95	PSF
1,3-Dichlorobenzene	<4.3	4.3	ug/l	SW-846 5030/8260	8/03/95	PSF
1,4-Dichlorobenzene	<3.4	3.4	ug/l	SW-846 5030/8260	8/03/95	PSF
cis-1,4-Dichloro-2-butene	<8	8	ug/l	SW-846 5030/8260	8/03/95	PSF
trans-1,4-Dichloro-2-butene	<6.6	6.6	ug/l	SW-846 5030/8260	8/03/95	PSF
Dichlorodifluoromethane	<7	7	ug/l	SW-846 5030/8260	8/03/95	PSF
1,1-Dichloroethane	4.7	1.6	ug/l	SW-846 5030/8260	8/03/95	PSF
1,2-Dichloroethane	<3.8	3.8	ug/l	SW-846 5030/8260	8/03/95	PSF
1,1-Dichloroethene	<4.3	4.3	ug/l	SW-846 5030/8260	8/03/95	PSF
trans-1,2-Dichloroethene	<3.9	3.9	ug/l	SW-846 5030/8260	8/03/95	PSF

STANDARD LABORATORIES, INC. 2315 Glenview Drive Evansville, IN 47720 PH (812) 424-2909 FAX (812) 424-0667

IIT Research Institute
B-210

RECEIVED

AUG 16 1995

IIT Research Institute
By _____

LABORATORY TESTS RESULTS

Report Dated: 8/09/95

Page 3

JOB NUMBER: 9508-01365

CUSTOMER: Standard Laboratories, Inc. 55 ATTN: Scott Robbins

LABORATORY I.D.: 9508-01365 -1
DATE SAMPLED: 7/28/95
TIME SAMPLED: 9:35
DATE RECEIVED: 8/02/95
TIME RECEIVED: 10:00

SAMPLE I.D.: 57857 Main Line S107280935

TEST DESCRIPTION	FINAL RESULT	DETECTION LIMIT	UNIT OF MEASURE	TEST METHOD	DATE	TECHNICIAN
1,2-Dichloropropane	<3.5	3.5	ug/l	SW-846 5030/8260	8/03/95	PSF
cis-1,3-Dichloropropene	<3.9	3.9	ug/l	SW-846 5030/8260	8/03/95	PSF
trans-1,3-Dichloropropene	<4.3	4.3	ug/l	SW-846 5030/8260	8/03/95	PSF
Ethylbenzene	<3.6	3.6	ug/l	SW-846 5030/8260	8/03/95	PSF
Ethyl Methacrylate	<1.8	1.8	ug/l	SW-846 5030/8260	8/03/95	PSF
Hexachlorobutadiene	<10.6	10.6	ug/l	SW-846 5030/8260	8/03/95	PSF
Hexachloroethane	<2.4	2.4	ug/l	SW-846 5030/8260	8/03/95	PSF
2-Hexanone	<10.9	10.9	ug/l	SW-846 5030/8260	8/03/95	PSF
Iodomethane	<4.3	4.3	ug/l	SW-846 5030/8260	8/03/95	PSF
Isobutyl alcohol	20	1	ug/l	SW-846 5030/8260	8/03/95	PSF
Methylene chloride	98.6	98.4	ug/l	SW-846 5030/8260	8/03/95	PSF
Methyl methacrylate	<4	4	ug/l	SW-846 5030/8260	8/03/95	PSF
4-Methyl-2-pentanone	<10	10	ug/l	SW-846 5030/8260	8/03/95	PSF
Naphthalene	18	6.8	ug/l	SW-846 5030/8260	8/03/95	PSF
Pentachloroethane	<1.5	1.5	ug/l	SW-846 5030/8260	8/03/95	PSF
Propionitrile	<6.8	6.8	ug/l	SW-846 5030/8260	8/03/95	PSF
Styrene	<1.3	1.3	ug/l	SW-846 5030/8260	8/03/95	PSF
1,1,1,2-Tetrachloroethane	<3.8	3.8	ug/l	SW-846 5030/8260	8/03/95	PSF
1,1,2,2-Tetrachloroethane	<2.8	2.8	ug/l	SW-846 5030/8260	8/03/95	PSF
Tetrachloroethane	<5.2	5.2	ug/l	SW-846 5030/8260	8/03/95	PSF
Toluene	16	3.1	ug/l	SW-846 5030/8260	8/03/95	PSF
1,2,4-Trichlorobenzene	<7.9	7.9	ug/l	SW-846 5030/8260	8/03/95	PSF
1,1,1-Trichloroethane	28	3.6	ug/l	SW-846 5030/8260	8/03/95	PSF
1,1,2-Trichloroethane	<2.2	2.2	ug/l	SW-846 5030/8260	8/03/95	PSF
Trichloroethane	16	3.8	ug/l	SW-846 5030/8260	8/03/95	PSF
Trichlorofluoromethane	<2.6	2.6	ug/l	SW-846 5030/8260	8/03/95	PSF
1,2,3-Trichloropropane	<18.8	18.8	ug/l	SW-846 5030/8260	8/03/95	PSF
Vinyl acetate	<1.5	1.5	ug/l	SW-846 5030/8260	8/03/95	PSF
Vinyl Chloride	<5.1	5.1	ug/l	SW-846 5030/8260	8/03/95	PSF
o-Xylene	5	4	ug/l	SW-846 5030/8260	8/03/95	PSF
m+p-Xylene	12	5.8	ug/l	SW-846 5030/8260	8/03/95	PSF

STANDARD LABORATORIES, INC. 2315 Glenview Drive Evansville, IN 47720 PH (812) 424-2909 FAX (812) 424-0667

IIT Research Institute
B-211

RECEIVED

AUG 18 1995

IIT Research Institute
By _____

QUALITY ASSURANCE REPORT										
Report Dated: 8/09/95										
Page 1										
JOB NUMBER: 9508-01365				CUSTOMER: Standard Laboratories, Inc. 55 ATTN: Scott Robbins						
ANALYSIS				DUPLICATES		REFERENCE STANDARDS		MATRIX SPIKES		
ANALYSIS TYPE	ANALYSIS SUB-TYPE	ANALYSIS I.D.	ANALYZED VALUE (A)	DUPLICATE VALUE (B)	RPD	TRUE VALUE	PERCENT RECOVERY	ORIGINAL VALUE	SPIKE ADDED	PERCENT RECOVERY
PARAMETER: Ethylbenzene DETECTION LIMIT: 0.04 UNITS: ug/l				DATE/TIME ANALYZED: 8/03/95 13:58 METHOD REFERENCE: SW-846 5030/8260		QC BATCH NUMBER: 953308 TECHNICIAN: PSF				
BLANK	CALIB CHK	BATCH BLANK	<0.36							
DUP2	ANALYTICAL	9508-01365-001Q			0.20					
DUPLICATE	ANALYTICAL	9508-01365-001D	<3.6	<3.6	32.00			290	200.00	144.00
SPIKE	ANALYTICAL	9508-01365-001S	<3.6							
STANDARD	CALIB CHK	CHECK STD	29			20	145.00			
PARAMETER: Styrene DETECTION LIMIT: 0.01 UNITS: ug/l				DATE/TIME ANALYZED: 8/03/95 13:58 METHOD REFERENCE: SW-846 5030/8260		QC BATCH NUMBER: 953308 TECHNICIAN: PSF				
BLANK	CALIB CHK	BATCH BLANK	<0.13							
DUP2	ANALYTICAL	9508-01365-001Q			0.80					
DUPLICATE	ANALYTICAL	9508-01365-001D	1.5	<1.3	31.00			220	200.00	109.00
SPIKE	ANALYTICAL	9508-01365-001S	<1.3							
STANDARD	CALIB CHK	CHECK STD	22			20	110.00			
PARAMETER: cis-1,3-Dichloropropene DETECTION LIMIT: 0.04 UNITS: ug/l				DATE/TIME ANALYZED: 8/03/95 13:58 METHOD REFERENCE: SW-846 5030/8260		QC BATCH NUMBER: 953308 TECHNICIAN: PSF				
BLANK	CALIB CHK	BATCH BLANK	<0.39							
DUP2	ANALYTICAL	9508-01365-001Q			0.50					
DUPLICATE	ANALYTICAL	9508-01365-001D	<3.9	<3.9	132.00			540	200.00	270.00
SPIKE	ANALYTICAL	9508-01365-001S	<3.9							
STANDARD	CALIB CHK	CHECK STD	54			20	270.00			
PARAMETER: trans-1,3-Dichloropropene DETECTION LIMIT: 0.04 UNITS: ug/l				DATE/TIME ANALYZED: 8/03/95 13:58 METHOD REFERENCE: SW-846 5030/8260		QC BATCH NUMBER: 953308 TECHNICIAN: PSF				
BLANK	CALIB CHK	BATCH BLANK	<0.43							
DUP2	ANALYTICAL	9508-01365-001Q			0.60					
DUPLICATE	ANALYTICAL	9508-01365-001D	<4.3	<4.3	38.00			440	200.00	220.00
SPIKE	ANALYTICAL	9508-01365-001S	<4.3							
STANDARD	CALIB CHK	CHECK STD	45			20	225.00			
PARAMETER: 1,4-Dichlorobenzene DETECTION LIMIT: 0.03 UNITS: ug/l				DATE/TIME ANALYZED: 8/03/95 13:58 METHOD REFERENCE: SW-846 5030/8260		QC BATCH NUMBER: 953308 TECHNICIAN: PSF				
BLANK	CALIB CHK	BATCH BLANK	<0.34							
DUP2	ANALYTICAL	9508-01365-001Q			0.70					
DUPLICATE	ANALYTICAL	9508-01365-001D	<3.4	<3.4	18.00			220	200.00	110.00
SPIKE	ANALYTICAL	9508-01365-001S	<3.4							
STANDARD	CALIB CHK	CHECK STD	22			20	110.00			
PARAMETER: 1,2-Dibromoethane (EDB) DETECTION LIMIT: 0.02 UNITS: ug/l				DATE/TIME ANALYZED: 8/03/95 13:58 METHOD REFERENCE: SW-846 5030/8260		QC BATCH NUMBER: 953308 TECHNICIAN: PSF				
BLANK	CALIB CHK	BATCH BLANK	<0.18							
DUP2	ANALYTICAL	9508-01365-001Q			0.70					
DUPLICATE	ANALYTICAL	9508-01365-001D	<1.8	<1.8	179.00			210	200.00	105.00
SPIKE	ANALYTICAL	9508-01365-001S	<1.8							
STANDARD	CALIB CHK	CHECK STD	21			20	105.00			

STANDARD LABORATORIES, INC. 2315 Glenview Drive Evansville, IN 47720 PH (812) 424-2909 FAX (812) 424-0667

NC = Not Calculable Due To Lower Than The Detection Limit

Quality Control Acceptance Criteria:

Blanks..... Analyzed Value <= Detection Limit
Reference Standards 100 +/- 10 Percent Recovery
Duplicates..... 20 Percent Relative Difference, Unless Values Are Below Detection Limits
Spikes..... 100 +/- 25 Percent Recovery

Note: Data Reported In QA Report May Be Lower Than Value On Sample Data Page Due To Dilution Of Sample Into Analytical Range

RECEIVED

AUG 18 1995

IIT Research Institute
 By _____

QUALITY ASSURANCE REPORT											
Report Dated: 8/09/95											
Page 2											
JOB NUMBER: 9508-01365				CUSTOMER: Standard Laboratories, Inc. 55 ATTN: Scott Robbins							
ANALYSIS				DUPLICATES			REFERENCE STANDARDS		MATRIX SPIKES		
ANALYSIS TYPE	ANALYSIS SUB-TYPE	ANALYSIS I.D.	ANALYZED VALUE (A)	DUPLICATE VALUE (B)	RPD	TRUE VALUE	PERCENT RECOVERY	ORIGINAL VALUE	SPIKE ADDED	PERCENT RECOVERY	
PARAMETER: Acrolein DETECTION LIMIT: 0.37 UNITS: ug/l				DATE/TIME ANALYZED: 8/03/95 13:58 METHOD REFERENCE: SW-846 5030/8260			QC BATCH NUMBER: 953308 TECHNICIAN: PSF				
BLANK	CALIB CHK	BATCH BLANK	<3.65								
DUP2	ANALYTICAL	9508-01365-001Q			6.00						
DUPLICATE	ANALYTICAL	9508-01365-001D	<36.5	<36.5	1.00			67.0	200.00	29.00	
SPIKE	ANALYTICAL	9508-01365-001S	<36.5								
STANDARD	CALIB CHK	CHECK STD	19.5			20	98.00				
PARAMETER: Allyl chloride DETECTION LIMIT: 0.09 UNITS: ug/l				DATE/TIME ANALYZED: 8/03/95 13:58 METHOD REFERENCE: SW-846 5030/8260			QC BATCH NUMBER: 953308 TECHNICIAN: PSF				
BLANK	CALIB CHK	BATCH BLANK	<0.94								
DUP2	ANALYTICAL	9508-01365-001Q			5.00						
DUPLICATE	ANALYTICAL	9508-01365-001D	<9.4	<9.4	0.00			290	200.00	145.00	
SPIKE	ANALYTICAL	9508-01365-001S	<9.4								
STANDARD	CALIB CHK	CHECK STD	20			20	100.00				
PARAMETER: 1,2-Dichloroethane DETECTION LIMIT: 0.04 UNITS: ug/l				DATE/TIME ANALYZED: 8/03/95 13:58 METHOD REFERENCE: SW-846 5030/8260			QC BATCH NUMBER: 953308 TECHNICIAN: PSF				
BLANK	CALIB CHK	BATCH BLANK	<0.38								
DUP2	ANALYTICAL	9508-01365-001Q			0.90						
DUPLICATE	ANALYTICAL	9508-01365-001D	<3.8	<3.8	31.00			210	200.00	104.00	
SPIKE	ANALYTICAL	9508-01365-001S	<3.8								
STANDARD	CALIB CHK	CHECK STD	21			20	105.00				
PARAMETER: Propionitrile DETECTION LIMIT: 0.07 UNITS: ug/l				DATE/TIME ANALYZED: 8/03/95 13:58 METHOD REFERENCE: SW-846 5030/8260			QC BATCH NUMBER: 953308 TECHNICIAN: PSF				
BLANK	CALIB CHK	BATCH BLANK	<0.68								
DUP2	ANALYTICAL	9508-01365-001Q			2.00						
DUPLICATE	ANALYTICAL	9508-01365-001D	<6.8	<6.8	200.00			220	200.00	110.00	
SPIKE	ANALYTICAL	9508-01365-001S	<6.8								
STANDARD	CALIB CHK	CHECK STD	19			20	95.00				
PARAMETER: Acrylonitrile DETECTION LIMIT: 0.11 UNITS: ug/l				DATE/TIME ANALYZED: 8/03/95 13:58 METHOD REFERENCE: SW-846 5030/8260			QC BATCH NUMBER: 953308 TECHNICIAN: PSF				
BLANK	CALIB CHK	BATCH BLANK	<1.08								
DUP2	ANALYTICAL	9508-01365-001Q			2.00						
DUPLICATE	ANALYTICAL	9508-01365-001D	<10.8	<10.8	177.00			205	200.00	102.00	
SPIKE	ANALYTICAL	9508-01365-001S	<10.8								
STANDARD	CALIB CHK	CHECK STD	20.4			20	102.00				
PARAMETER: Vinyl acetate DETECTION LIMIT: 0.02 UNITS: ug/l				DATE/TIME ANALYZED: 8/03/95 13:58 METHOD REFERENCE: SW-846 5030/8260			QC BATCH NUMBER: 953308 TECHNICIAN: PSF				
BLANK	CALIB CHK	BATCH BLANK	<0.15								
DUP2	ANALYTICAL	9508-01365-001Q			2.00						
DUPLICATE	ANALYTICAL	9508-01365-001D	<1.5	<1.5	80.00			170	200.00	85.00	
SPIKE	ANALYTICAL	9508-01365-001S	<1.5								
STANDARD	CALIB CHK	CHECK STD	17			20	85.00				

STANDARD LABORATORIES, INC. 2315 Glenview Drive Evansville, IN 47720 PH (812) 424-2909 FAX (812) 424-0667

NC = Not Calculable Due To Lower Than The Detection Limit

Quality Control Acceptance Criteria:

- Blanks..... Analyzed Value <= Detection Limit
- Reference Standards 100 +/- 10 Percent Recovery
- Duplicates..... 20 Percent Relative Difference, Unless Values Are Below Detection Limits
- Spikes..... 100 +/- 25 Percent Recovery

Note: Data Reported In QA Report May Be Lower Than Value On Sample Data Page Due To Dilution Of Sample Into Analytical Range

RECEIVED

AUG 18 1995

IIT Research Institute
By _____

QUALITY ASSURANCE REPORT										
Report Dated: 8/09/95 Page 3										
JOB NUMBER: 9508-01365				CUSTOMER: Standard Laboratories, Inc. 55 ATTN: Scott Robbins						
ANALYSIS				DUPLICATES		REFERENCE STANDARDS		MATRIX SPIKES		
ANALYSIS TYPE	ANALYSIS SUB-TYPE	ANALYSIS I.D.	ANALYZED VALUE (A)	DUPLICATE VALUE (B)	RPD	TRUE VALUE	PERCENT RECOVERY	ORIGINAL VALUE	SPIKE ADDED	PERCENT RECOVERY
PARAMETER: 4-Methyl-2-pentanone DETECTION LIMIT: 0.10 UNITS: ug/l				DATE/TIME ANALYZED: 8/03/95 13:58 METHOD REFERENCE: SW-846 5030/8260		QC BATCH NUMBER: 953308 TECHNICIAN: PSF				
BLANK	CALIB CHK	BATCH BLANK	<1							
DUP2	ANALYTICAL	9508-01365-001Q			2.00					
DUPLICATE	ANALYTICAL	9508-01365-001D	<10	<10	33.00			170	200.00	84.00
SPIKE	ANALYTICAL	9508-01365-001S	<10							
STANDARD	CALIB CHK	CHECK STD	20			20	100.00			
PARAMETER: Toluene DETECTION LIMIT: 0.03 UNITS: ug/l				DATE/TIME ANALYZED: 8/03/95 13:58 METHOD REFERENCE: SW-846 5030/8260		QC BATCH NUMBER: 953308 TECHNICIAN: PSF				
BLANK	CALIB CHK	BATCH BLANK	3.7							
DUP2	ANALYTICAL	9508-01365-001Q			0.50					
DUPLICATE	ANALYTICAL	9508-01365-001D	11	16	37.00			240	200.00	112.00
SPIKE	ANALYTICAL	9508-01365-001S	16							
STANDARD	CALIB CHK	CHECK STD	26			20	130.00			
PARAMETER: Chlorobenzene DETECTION LIMIT: 0.01 UNITS: ug/l				DATE/TIME ANALYZED: 8/03/95 13:58 METHOD REFERENCE: SW-846 5030/8260		QC BATCH NUMBER: 953308 TECHNICIAN: PSF				
BLANK	CALIB CHK	BATCH BLANK	0.18							
DUP2	ANALYTICAL	9508-01365-001Q			1.00					
DUPLICATE	ANALYTICAL	9508-01365-001D	2.2	1.4	44.00			230	200.00	114.00
SPIKE	ANALYTICAL	9508-01365-001S	1.4							
STANDARD	CALIB CHK	CHECK STD	22			20	110.00			
PARAMETER: trans-1,4-Dichloro-2-butene DETECTION LIMIT: 0.07 UNITS: ug/l				DATE/TIME ANALYZED: 8/03/95 13:58 METHOD REFERENCE: SW-846 5030/8260		QC BATCH NUMBER: 953308 TECHNICIAN: PSF				
BLANK	CALIB CHK	BATCH BLANK	<0.66							
DUP2	ANALYTICAL	9508-01365-001Q			0.50					
DUPLICATE	ANALYTICAL	9508-01365-001D	<6.6	<6.6	180.00			340	200.00	170.00
SPIKE	ANALYTICAL	9508-01365-001S	<6.6							
STANDARD	CALIB CHK	CHECK STD	41			20	205.00			
PARAMETER: 2-Chloroethylvinyl ether DETECTION LIMIT: 0.05 UNITS: ug/l				DATE/TIME ANALYZED: 8/03/95 13:58 METHOD REFERENCE: SW-846 5030/8260		QC BATCH NUMBER: 953308 TECHNICIAN: PSF				
BLANK	CALIB CHK	BATCH BLANK	<0.53							
DUP2	ANALYTICAL	9508-01365-001Q			2.00					
DUPLICATE	ANALYTICAL	9508-01365-001D	<5.3	<5.3	149.00			580	200.00	290.00
SPIKE	ANALYTICAL	9508-01365-001S	<5.3							
STANDARD	CALIB CHK	CHECK STD	51			20	255.00			
PARAMETER: 1,2,4-Trichlorobenzene DETECTION LIMIT: 0.08 UNITS: ug/l				DATE/TIME ANALYZED: 8/03/95 13:58 METHOD REFERENCE: SW-846 5030/8260		QC BATCH NUMBER: 953308 TECHNICIAN: PSF				
BLANK	CALIB CHK	BATCH BLANK	<0.79							
DUP2	ANALYTICAL	9508-01365-001Q			0.50					
DUPLICATE	ANALYTICAL	9508-01365-001D	<7.9	<7.9	17.00			270	200.00	134.00
SPIKE	ANALYTICAL	9508-01365-001S	<7.9							
STANDARD	CALIB CHK	CHECK STD	26			20	130.00			

STANDARD LABORATORIES, INC. 2315 Glenview Drive Evansville, IN 47720 PH (812) 424-2909 FAX (812) 424-0667

NC = Not Calculable Due To Lower Than The Detection Limit

Quality Control Acceptance Criteria:

Blanks..... Analyzed Value <= Detection Limit
Reference Standards 100 +/- 10 Percent Recovery
Duplicates..... 20 Percent Relative Difference, Unless Values Are Below Detection Limits
Spikes..... 100 +/- 25 Percent Recovery

Note: Data Reported In QA Report May Be Lower Than Value On Sample Data Page Due To Dilution Of Sample Into Analytical Range

RECEIVED
 AUG 18 1995
 IIT Research Institute

QUALITY ASSURANCE REPORT

Report Dated: 8/09/95

Page 4

JOB NUMBER: 9508-01365

CUSTOMER: Standard Laboratories, Inc. 55 ATTN: Scott Robbins

ANALYSIS				DUPLICATES		REFERENCE STANDARDS		MATRIX SPIKES		
ANALYSIS TYPE	ANALYSIS SUB-TYPE	ANALYSIS I.D.	ANALYZED VALUE (A)	DUPLICATE VALUE (B)	RPD	TRUE VALUE	PERCENT RECOVERY	ORIGINAL VALUE	SPIKE ADDED	PERCENT RECOVERY
PARAMETER: Chlorodibromomethane DETECTION LIMIT: 0.02 UNITS: ug/l				DATE/TIME ANALYZED: 8/03/95 13:58 METHOD REFERENCE: SW-846 5030/8260		QC BATCH NUMBER: 953308 TECHNICIAN: PSF				
BLANK	CALIB CHK	BATCH BLANK	<0.18							
DUP2	ANALYTICAL	9508-01365-001Q			1.00					
DUPLICATE	ANALYTICAL	9508-01365-001D	<1.8	<1.8	200.00			210	200.00	105.00
SPIKE	ANALYTICAL	9508-01365-001S	<1.8							
STANDARD	CALIB CHK	CHECK STD	21			20	105.00			
PARAMETER: 2-Chloro-1,3-Butadiene DETECTION LIMIT: 0.03 UNITS: ug/l				DATE/TIME ANALYZED: 8/03/95 13:58 METHOD REFERENCE: SW-846 5030/8260		QC BATCH NUMBER: 953308 TECHNICIAN: PSF				
BLANK	CALIB CHK	BATCH BLANK	<0.3							
DUP2	ANALYTICAL	9508-01365-001Q			1.00					
DUPLICATE	ANALYTICAL	9508-01365-001D	<3	<3	108.00			300	200.00	150.00
SPIKE	ANALYTICAL	9508-01365-001S	<3							
STANDARD	CALIB CHK	CHECK STD	20			20	100.00			
PARAMETER: Tetrachloroethene DETECTION LIMIT: 0.05 UNITS: ug/l				DATE/TIME ANALYZED: 8/03/95 13:58 METHOD REFERENCE: SW-345 5030/8260		QC BATCH NUMBER: 953308 TECHNICIAN: PSF				
BLANK	CALIB CHK	BATCH BLANK	<0.52							
DUP2	ANALYTICAL	9508-01365-001Q			0.10					
DUPLICATE	ANALYTICAL	9508-01365-001D	5.7	<5.2	30.00			430	200.00	213.00
SPIKE	ANALYTICAL	9508-01365-001S	<5.2							
STANDARD	CALIB CHK	CHECK STD	42			20	210.00			
PARAMETER: cis-1,4-Dichloro-2-butene DETECTION LIMIT: 0.08 UNITS: ug/l				DATE/TIME ANALYZED: 8/03/95 13:58 METHOD REFERENCE: SW-846 5030/8260		QC BATCH NUMBER: 953308 TECHNICIAN: PSF				
BLANK	CALIB CHK	BATCH BLANK	<0.8							
DUP2	ANALYTICAL	9508-01365-001Q			0.30					
DUPLICATE	ANALYTICAL	9508-01365-001D	<8	<8	91.00			400	200.00	200.00
SPIKE	ANALYTICAL	9508-01365-001S	<8							
STANDARD	CALIB CHK	CHECK STD	40			20	200.00			
PARAMETER: trans-1,2-Dichloroethene DETECTION LIMIT: 0.04 UNITS: ug/l				DATE/TIME ANALYZED: 8/03/95 13:58 METHOD REFERENCE: SW-846 5030/8260		QC BATCH NUMBER: 953308 TECHNICIAN: PSF				
BLANK	CALIB CHK	BATCH BLANK	<0.39							
DUP2	ANALYTICAL	9508-01365-001Q			0.90					
DUPLICATE	ANALYTICAL	9508-01365-001D	<3.9	<3.9	86.00			210	200.00	105.00
SPIKE	ANALYTICAL	9508-01365-001S	<3.9							
STANDARD	CALIB CHK	CHECK STD	20			20	100.00			
PARAMETER: 1,3-Dichlorobenzene DETECTION LIMIT: 0.04 UNITS: ug/l				DATE/TIME ANALYZED: 8/03/95 13:58 METHOD REFERENCE: SW-846 5030/8260		QC BATCH NUMBER: 953308 TECHNICIAN: PSF				
BLANK	CALIB CHK	BATCH BLANK	<0.43							
DUP2	ANALYTICAL	9508-01365-001Q			0.60					
DUPLICATE	ANALYTICAL	9508-01365-001D	<4.3	<4.3	15.00			220	200.00	110.00
SPIKE	ANALYTICAL	9508-01365-001S	<4.3							
STANDARD	CALIB CHK	CHECK STD	22			20	110.00			

STANDARD LABORATORIES, INC. 2315 Glenview Drive Evansville, IN 47720 PH (812) 424-2909 FAX (812) 424-0667

NC = Not Calculable Due To Lower Than The Detection Limit

Quality Control Acceptance Criteria:

Blanks..... Analyzed Value <= Detection Limit
 Reference Standards 100 +/- 10 Percent Recovery
 Duplicates..... 20 Percent Relative Difference, Unless Values Are Below Detection Limits
 Spikes..... 100 +/- 25 Percent Recovery

Note: Data Reported In QA Report May Be Lower Than Value On Sample Data Page Due To Dilution Of Sample Into Analytical Range

RECEIVED
 AUG 18 1995
 IIT Research Institute

QUALITY ASSURANCE REPORT										
Report Dated: 8/09/95						Page 5				
JOB NUMBER: 9508-01365				CUSTOMER: Standard Laboratories, Inc. 55 ATTN: Scott Robbins						
ANALYSIS				DUPLICATES		REFERENCE STANDARDS		MATRIX SPIKES		
ANALYSIS TYPE	ANALYSIS SUB-TYPE	ANALYSIS I.D.	ANALYZED VALUE (A)	DUPLICATE VALUE (B)	RPD	TRUE VALUE	PERCENT RECOVERY	ORIGINAL VALUE	SPIKE ADDED	PERCENT RECOVERY
PARAMETER: Carbon tetrachloride DETECTION LIMIT: 0.05 UNITS: ug/l				DATE/TIME ANALYZED: 8/03/95 13:58 METHOD REFERENCE: SW-846 5030/8260		QC BATCH NUMBER: 953308 TECHNICIAN: PSF				
BLANK	CALIB CHK	BATCH BLANK	<0.5							
DUP2	ANALYTICAL	9508-01365-001Q			0.70					
DUPLICATE	ANALYTICAL	9508-01365-001D	<5	<5	77.00			200	200.00	100.00
SPIKE	ANALYTICAL	9508-01365-001S	<5							
STANDARD	CALIB CHK	CHECK STD	20			20	100.00			
PARAMETER: 2-Hexanone DETECTION LIMIT: 0.11 UNITS: ug/l				DATE/TIME ANALYZED: 8/03/95 13:58 METHOD REFERENCE: SW-846 5030/8260		QC BATCH NUMBER: 953308 TECHNICIAN: PSF				
BLANK	CALIB CHK	BATCH BLANK	<1.09							
DUP2	ANALYTICAL	9508-01365-001Q			0.50					
DUPLICATE	ANALYTICAL	9508-01365-001D	<10.9	<10.9	50.00			146	200.00	72.00
SPIKE	ANALYTICAL	9508-01365-001S	<10.9							
STANDARD	CALIB CHK	CHECK STD	15.7			20	79.00			
PARAMETER: 1,1,1,2-Tetrachloroethane DETECTION LIMIT: 0.04 UNITS: ug/l				DATE/TIME ANALYZED: 8/03/95 13:58 METHOD REFERENCE: SW-846 5030/8260		QC BATCH NUMBER: 953308 TECHNICIAN: PSF				
BLANK	CALIB CHK	BATCH BLANK	<0.38							
DUP2	ANALYTICAL	9508-01365-001Q			0.30					
DUPLICATE	ANALYTICAL	9508-01365-001D	<3.8	<3.8	200.00					
SPIKE	ANALYTICAL	9508-01365-001S	<3.8					210	200.00	105.00
STANDARD	CALIB CHK	CHECK STD	22			20	110.00			
PARAMETER: Acetone DETECTION LIMIT: 1.17 UNITS: ug/l				DATE/TIME ANALYZED: 8/03/95 13:58 METHOD REFERENCE: SW-846 5030/8260		QC BATCH NUMBER: 953308 TECHNICIAN: PSF				
BLANK	CALIB CHK	BATCH BLANK	53.9							
DUP2	ANALYTICAL	9508-01365-001Q			0.60					
DUPLICATE	ANALYTICAL	9508-01365-001D	132	274	70.00					
SPIKE	ANALYTICAL	9508-01365-001S	274					318	200.00	22.00
STANDARD	CALIB CHK	CHECK STD	79.7			20	399.00			
PARAMETER: Chloroform DETECTION LIMIT: 0.07 UNITS: ug/l				DATE/TIME ANALYZED: 8/03/95 13:58 METHOD REFERENCE: SW-846 5030/8260		QC BATCH NUMBER: 953308 TECHNICIAN: PSF				
BLANK	CALIB CHK	BATCH BLANK	<0.74							
DUP2	ANALYTICAL	9508-01365-001Q			0.80					
DUPLICATE	ANALYTICAL	9508-01365-001D	<7.4	<7.4	11.00					
SPIKE	ANALYTICAL	9508-01365-001S	<7.4					220	200.00	108.00
STANDARD	CALIB CHK	CHECK STD	20			20	100.00			
PARAMETER: Hexachloroethane DETECTION LIMIT: 0.02 UNITS: ug/l				DATE/TIME ANALYZED: 8/03/95 13:58 METHOD REFERENCE: SW-846 5030/8260		QC BATCH NUMBER: 953308 TECHNICIAN: PSF				
BLANK	CALIB CHK	BATCH BLANK	<0.24							
DUP2	ANALYTICAL	9508-01365-001Q			1.00					
DUPLICATE	ANALYTICAL	9508-01365-001D	<2.4	<2.4	53.00					
SPIKE	ANALYTICAL	9508-01365-001S	<2.4					150	200.00	75.00
STANDARD	CALIB CHK	CHECK STD	16			20	80.00			

STANDARD LABORATORIES, INC. 2315 Glenview Drive Evansville, IN 47720 PH (812) 424-2909 FAX (812) 424-0667

NC = Not Calculable Due To Lower Than The Detection Limit

Quality Control Acceptance Criteria:

Blanks..... Analyzed Value <= Detection Limit
 Reference Standards 100 +/- 10 Percent Recovery
 Duplicates..... 20 Percent Relative Difference, Unless Values Are Below Detection Limits
 Spikes..... 100 +/- 25 Percent Recovery

Note: Data Reported In QA Report May Be Lower Than Value On Sample Data Page Due To Dilution Of Sample Into Analytical Range

RECEIVED
AUG 18 1995

IIT Research Institute

QUALITY ASSURANCE REPORT										
Report Dated: 8/09/95 Page 6										
JOB NUMBER: 9508-01365				CUSTOMER: Standard Laboratories, Inc. 55 ATTN: Scott Robbins						
ANALYSIS				DUPLICATES		REFERENCE STANDARDS		MATRIX SPIKES		
ANALYSIS TYPE	ANALYSIS SUB-TYPE	ANALYSIS I.D.	ANALYZED VALUE (A)	DUPLICATE VALUE (B)	RPD	TRUE VALUE	PERCENT RECOVERY	ORIGINAL VALUE	SPIKE ADDED	PERCENT RECOVERY
PARAMETER: Benzene DETECTION LIMIT: 0.02 UNITS: ug/l				DATE/TIME ANALYZED: 8/03/95 13:58 METHOD REFERENCE: SW-846 5030/8260		QC BATCH NUMBER: 953308 TECHNICIAN: PSF				
BLANK	CALIB CHK	BATCH BLANK	2.1							
DUP2	ANALYTICAL	9508-01365-001Q			0.80					
DUPLICATE	ANALYTICAL	9508-01365-001D	3.3	5.2	45.00			210	200.00	102.00
SPIKE	ANALYTICAL	9508-01365-001S	5.2							
STANDARD	CALIB CHK	CHECK STD	21			20	105.00			
PARAMETER: 1,1,1-Trichloroethane DETECTION LIMIT: 0.04 UNITS: ug/l				DATE/TIME ANALYZED: 8/03/95 13:58 METHOD REFERENCE: SW-846 5030/8260		QC BATCH NUMBER: 953308 TECHNICIAN: PSF				
BLANK	CALIB CHK	BATCH BLANK	<0.36							
DUP2	ANALYTICAL	9508-01365-001Q			0.80					
DUPLICATE	ANALYTICAL	9508-01365-001D	30	28	7.00			240	200.00	106.00
SPIKE	ANALYTICAL	9508-01365-001S	28							
STANDARD	CALIB CHK	CHECK STD	20			20	100.00			
PARAMETER: Bromomethane DETECTION LIMIT: 0.25 UNITS: ug/l				DATE/TIME ANALYZED: 8/03/95 13:58 METHOD REFERENCE: SW-846 5030/8260		QC BATCH NUMBER: 953308 TECHNICIAN: PSF				
BLANK	CALIB CHK	BATCH BLANK	<2.49							
DUP2	ANALYTICAL	9508-01365-001Q			2.00					
DUPLICATE	ANALYTICAL	9508-01365-001D	<24.9	<24.9	40.00			157	200.00	73.00
SPIKE	ANALYTICAL	9508-01365-001S	<24.9							
STANDARD	CALIB CHK	CHECK STD	20.7			20	104.00			
PARAMETER: Chloromethane DETECTION LIMIT: 0.06 UNITS: ug/l				DATE/TIME ANALYZED: 8/03/95 13:58 METHOD REFERENCE: SW-846 5030/8260		QC BATCH NUMBER: 953308 TECHNICIAN: PSF				
BLANK	CALIB CHK	BATCH BLANK	<0.6							
DUP2	ANALYTICAL	9508-01365-001Q			2.00					
DUPLICATE	ANALYTICAL	9508-01365-001D	<6	<6	0.00			200	200.00	100.00
SPIKE	ANALYTICAL	9508-01365-001S	<6							
STANDARD	CALIB CHK	CHECK STD	20			20	100.00			
PARAMETER: Iodomethane DETECTION LIMIT: 0.04 UNITS: ug/l				DATE/TIME ANALYZED: 8/03/95 13:58 METHOD REFERENCE: SW-846 5030/8260		QC BATCH NUMBER: 953308 TECHNICIAN: PSF				
BLANK	CALIB CHK	BATCH BLANK	<0.43							
DUP2	ANALYTICAL	9508-01365-001Q			3.00					
DUPLICATE	ANALYTICAL	9508-01365-001D	<4.3	<4.3	71.00			170	200.00	84.00
SPIKE	ANALYTICAL	9508-01365-001S	<4.3							
STANDARD	CALIB CHK	CHECK STD	22			20	110.00			
PARAMETER: Dibromomethane DETECTION LIMIT: 0.03 UNITS: ug/l				DATE/TIME ANALYZED: 8/03/95 13:58 METHOD REFERENCE: SW-846 5030/8260		QC BATCH NUMBER: 953308 TECHNICIAN: PSF				
BLANK	CALIB CHK	BATCH BLANK	<0.28							
DUP2	ANALYTICAL	9508-01365-001Q			0.80					
DUPLICATE	ANALYTICAL	9508-01365-001D	<2.8	<2.8	200.00			220	200.00	110.00
SPIKE	ANALYTICAL	9508-01365-001S	<2.8							
STANDARD	CALIB CHK	CHECK STD	21			20	105.00			

STANDARD LABORATORIES, INC. 2315 Glenview Drive Evansville, IN 47720 PH (812) 424-2909 FAX (812) 424-0667

NC = Not Calculable Due To Lower Than The Detection Limit

Quality Control Acceptance Criteria:
 Blanks..... Analyzed Value <= Detection Limit
 Reference Standards 100 +/- 10 Percent Recovery
 Duplicates..... 20 Percent Relative Difference, Unless Values Are Below Detection Limits
 Spikes..... 100 +/- 25 Percent Recovery

Note: Data Reported In QA Report May Be Lower Than Value On Sample Data Page Due To Dilution Of Sample Into Analytical Range

RECEIVED

AUG 18 1995

IIT Research Institute
 By _____

QUALITY ASSURANCE REPORT											
Report Dated: 8/09/95											
Page 7											
JOB NUMBER: 9508-01365				CUSTOMER: Standard Laboratories, Inc. 55 ATTN: Scott Robbins							
ANALYSIS				DUPLICATES			REFERENCE STANDARDS		MATRIX SPIKES		
ANALYSIS TYPE	ANALYSIS SUB-TYPE	ANALYSIS I.D.	ANALYZED VALUE (A)	DUPLICATE VALUE (B)	RPD	TRUE VALUE	PERCENT RECOVERY	ORIGINAL VALUE	SPIKE ADDED	PERCENT RECOVERY	
PARAMETER: Bromochloromethane DETECTION LIMIT: 0.06 UNITS: ug/l				DATE/TIME ANALYZED: 8/03/95 13:58 METHOD REFERENCE: SW-846 5030/8260			QC BATCH NUMBER: 953308 TECHNICIAN: PSF				
BLANK	CALIB CHK	BATCH BLANK	<0.59								
DUP2	ANALYTICAL	9508-01365-001Q			2.00						
DUPLICATE	ANALYTICAL	9508-01365-001D	<5.9	<5.9	0.00			240	200.00	120.00	
SPIKE	ANALYTICAL	9508-01365-001S	<5.9								
STANDARD	CALIB CHK	CHECK STD	21			20	105.00				
PARAMETER: Chloroethane DETECTION LIMIT: 0.68 UNITS: ug/l				DATE/TIME ANALYZED: 8/03/95 13:58 METHOD REFERENCE: SW-846 5030/8260			QC BATCH NUMBER: 953308 TECHNICIAN: PSF				
BLANK	CALIB CHK	BATCH BLANK	<6.8								
DUP2	ANALYTICAL	9508-01365-001Q			1.00						
DUPLICATE	ANALYTICAL	9508-01365-001D	<68	<68	67.00			180	200.00	90.00	
SPIKE	ANALYTICAL	9508-01365-001S	<68								
STANDARD	CALIB CHK	CHECK STD	25			20	125.00				
PARAMETER: Vinyl Chloride DETECTION LIMIT: 0.05 UNITS: ug/l				DATE/TIME ANALYZED: 8/03/95 13:58 METHOD REFERENCE: SW-846 5030/8260			QC BATCH NUMBER: 953308 TECHNICIAN: PSF				
BLANK	CALIB CHK	BATCH BLANK	<0.51								
DUP2	ANALYTICAL	9508-01365-001Q			0.60						
DUPLICATE	ANALYTICAL	9508-01365-001D	<5.1	<5.1	0.00			240	200.00	120.00	
SPIKE	ANALYTICAL	9508-01365-001S	<5.1								
STANDARD	CALIB CHK	CHECK STD	20			20	100.00				
PARAMETER: Acetonitrile DETECTION LIMIT: 0.04 UNITS: ug/l				DATE/TIME ANALYZED: 8/03/95 13:58 METHOD REFERENCE: SW-846 5030/8260			QC BATCH NUMBER: 953308 TECHNICIAN: PSF				
BLANK	CALIB CHK	BATCH BLANK	<0.35								
DUP2	ANALYTICAL	9508-01365-001Q			2.00						
DUPLICATE	ANALYTICAL	9508-01365-001D	<3.5	<3.5	140.00			230	200.00	115.00	
SPIKE	ANALYTICAL	9508-01365-001S	<3.5								
STANDARD	CALIB CHK	CHECK STD	21			20	105.00				
PARAMETER: Methylene chloride DETECTION LIMIT: 0.98 UNITS: ug/l				DATE/TIME ANALYZED: 8/03/95 13:58 METHOD REFERENCE: SW-846 5030/8260			QC BATCH NUMBER: 953308 TECHNICIAN: PSF				
BLANK	CALIB CHK	BATCH BLANK	<9.84								
DUP2	ANALYTICAL	9508-01365-001Q			2.00						
DUPLICATE	ANALYTICAL	9508-01365-001D	128	98.6	26.00			364	200.00	133.00	
SPIKE	ANALYTICAL	9508-01365-001S	98.6								
STANDARD	CALIB CHK	CHECK STD	26.2			20	131.00				
PARAMETER: Carbon disulfide DETECTION LIMIT: 0.02 UNITS: ug/l				DATE/TIME ANALYZED: 8/03/95 13:58 METHOD REFERENCE: SW-846 5030/8260			QC BATCH NUMBER: 953308 TECHNICIAN: PSF				
BLANK	CALIB CHK	BATCH BLANK	<0.16								
DUP2	ANALYTICAL	9508-01365-001Q			0.50						
DUPLICATE	ANALYTICAL	9508-01365-001D	<1.6	<1.6	31.00			230	200.00	115.00	
SPIKE	ANALYTICAL	9508-01365-001S	<1.6								
STANDARD	CALIB CHK	CHECK STD	25			20	125.00				

STANDARD LABORATORIES, INC. 2315 Glenview Drive Evansville, IN 47720 PH (812) 424-2909 FAX (812) 424-0667

NC = Not Calculable Due To Lower Than The Detection Limit

Quality Control Acceptance Criteria:

- Blanks..... Analyzed Value <= Detection Limit
- Reference Standards 100 +/- 10 Percent Recovery
- Duplicates..... 20 Percent Relative Difference, Unless Values Are Below Detection Limits
- Spikes..... 100 +/- 25 Percent Recovery

Note: Data Reported In QA Report May Be Lower Than Value On Sample Data Page Due To Dilution Of Sample Into Analytical Range

RECEIVED

AUG 18 1995

IIT Research Institute
E/

QUALITY ASSURANCE REPORT											
Report Dated: 8/09/95											
Page 8											
JOB NUMBER: 9508-01365				CUSTOMER: Standard Laboratories, Inc. 55 ATTN: Scott Robbins							
ANALYSIS				DUPLICATES			REFERENCE STANDARDS		MATRIX SPIKES		
ANALYSIS TYPE	ANALYSIS SUB-TYPE	ANALYSIS I.D.	ANALYZED VALUE (A)	DUPLICATE VALUE (B)	RPD	TRUE VALUE	PERCENT RECOVERY	ORIGINAL VALUE	SPIKE ADDED	PERCENT RECOVERY	
PARAMETER: Bromoform (Tribromomethane) DETECTION LIMIT: 0.03 UNITS: ug/l				DATE/TIME ANALYZED: 8/03/95 13:58 METHOD REFERENCE: SW-846 5030/8260			QC BATCH NUMBER: 953308 TECHNICIAN: PSF				
BLANK	CALIB CHK	BATCH BLANK	<0.26								
DUP2	ANALYTICAL	9508-01365-001Q			0.70						
DUPLICATE	ANALYTICAL	9508-01365-001D	<2.6	<2.6	100.00			180	200.00	90.00	
SPIKE	ANALYTICAL	9508-01365-001S	<2.6								
STANDARD	CALIB CHK	CHECK STD	20			20	100.00				
PARAMETER: Bromodichloromethane DETECTION LIMIT: 0.03 UNITS: ug/l				DATE/TIME ANALYZED: 8/03/95 13:58 METHOD REFERENCE: SW-846 5030/8260			QC BATCH NUMBER: 953308 TECHNICIAN: PSF				
BLANK	CALIB CHK	BATCH BLANK	<0.28								
DUP2	ANALYTICAL	9508-01365-001Q			0.60						
DUPLICATE	ANALYTICAL	9508-01365-001D	<2.8	<2.8	110.00			200	200.00	100.00	
SPIKE	ANALYTICAL	9508-01365-001S	<2.8								
STANDARD	CALIB CHK	CHECK STD	20			20	100.00				
PARAMETER: 1,1-Dichloroethane DETECTION LIMIT: 0.02 UNITS: ug/l				DATE/TIME ANALYZED: 8/03/95 13:58 METHOD REFERENCE: SW-846 5030/8260			QC BATCH NUMBER: 953308 TECHNICIAN: PSF				
BLANK	CALIB CHK	BATCH BLANK	<0.16								
DUP2	ANALYTICAL	9508-01365-001Q			1.00						
DUPLICATE	ANALYTICAL	9508-01365-001D	5.7	4.7	19.00			220	200.00	108.00	
SPIKE	ANALYTICAL	9508-01365-001S	4.7								
STANDARD	CALIB CHK	CHECK STD	19			20	95.00				
PARAMETER: 1,1-Dichloroethene DETECTION LIMIT: 0.04 UNITS: ug/l				DATE/TIME ANALYZED: 8/03/95 13:58 METHOD REFERENCE: SW-846 5030/8260			QC BATCH NUMBER: 953308 TECHNICIAN: PSF				
BLANK	CALIB CHK	BATCH BLANK	<0.43								
DUP2	ANALYTICAL	9508-01365-001Q			0.40						
DUPLICATE	ANALYTICAL	9508-01365-001D	<4.3	<4.3	37.00			230	200.00	114.00	
SPIKE	ANALYTICAL	9508-01365-001S	<4.3								
STANDARD	CALIB CHK	CHECK STD	23			20	115.00				
PARAMETER: Trichlorofluoromethane DETECTION LIMIT: 0.03 UNITS: ug/l				DATE/TIME ANALYZED: 8/03/95 13:58 METHOD REFERENCE: SW-846 5030/8260			QC BATCH NUMBER: 953308 TECHNICIAN: PSF				
BLANK	CALIB CHK	BATCH BLANK	<0.26								
DUP2	ANALYTICAL	9508-01365-001Q			2.00						
DUPLICATE	ANALYTICAL	9508-01365-001D	<2.6	<2.6	111.00			23	200.00	11.00	
SPIKE	ANALYTICAL	9508-01365-001S	<2.6								
STANDARD	CALIB CHK	CHECK STD	16			20	80.00				
PARAMETER: Dichlorodifluoromethane DETECTION LIMIT: 0.07 UNITS: ug/l				DATE/TIME ANALYZED: 8/03/95 13:58 METHOD REFERENCE: SW-846 5030/8260			QC BATCH NUMBER: 953308 TECHNICIAN: PSF				
BLANK	CALIB CHK	BATCH BLANK	<0.7								
DUP2	ANALYTICAL	9508-01365-001Q			0.90						
DUPLICATE	ANALYTICAL	9508-01365-001D	7	<7	15.00			300	200.00	147.00	
SPIKE	ANALYTICAL	9508-01365-001S	<7								
STANDARD	CALIB CHK	CHECK STD	30			20	150.00				

STANDARD LABORATORIES, INC. 2315 Glenview Drive Evansville, IN 47720 PH (812) 424-2909 FAX (812) 424-0667

NC = Not Calculable Due To Lower Than The Detection Limit

Quality Control Acceptance Criteria:

Blanks..... Analyzed Value <= Detection Limit
 Reference Standards 100 +/- 10 Percent Recovery
 Duplicates..... 20 Percent Relative Difference, Unless Values Are Below Detection Limits
 Spikes..... 100 +/- 25 Percent Recovery

Note: Data Reported In QA Report May Be Lower Than Value On Sample Data Page Due To Dilution Of Sample Into Analytical Range

RECEIVED
 AUG 18 1995
 IIT Research Institute
 By _____

QUALITY ASSURANCE REPORT

Report Dated: 8/09/95

Page 9

JOB NUMBER: 9508-01365

CUSTOMER: Standard Laboratories, Inc. 55 ATTN: Scott Robbins

ANALYSIS				DUPLICATES		REFERENCE STANDARDS		MATRIX SPIKES		
ANALYSIS TYPE	ANALYSIS SUB-TYPE	ANALYSIS I.D.	ANALYZED VALUE (A)	DUPLICATE VALUE (B)	RPD	TRUE VALUE	PERCENT RECOVERY	ORIGINAL VALUE	SPIKE ADDED	PERCENT RECOVERY
PARAMETER: Pentachloroethane DETECTION LIMIT: 0.02 UNITS: ug/l				DATE/TIME ANALYZED: 8/03/95 13:58 METHOD REFERENCE: SW-846 5030/8260		QC BATCH NUMBER: 953308 TECHNICIAN: PSF				
BLANK	CALIB CHK	BATCH BLANK	<0.15							
DUP2	ANALYTICAL	9508-01365-001Q			0.40					
DUPLICATE	ANALYTICAL	9508-01365-001D	<1.5	<1.5	0.00			170	200.00	85.00
SPIKE	ANALYTICAL	9508-01365-001S	<1.5							
STANDARD	CALIB CHK	CHECK STD	20			20	100.00			
PARAMETER: Isobutyl alcohol DETECTION LIMIT: 0.01 UNITS: ug/l				DATE/TIME ANALYZED: 8/03/95 13:58 METHOD REFERENCE: SW-846 5030/8260		QC BATCH NUMBER: 953308 TECHNICIAN: PSF				
BLANK	CALIB CHK	BATCH BLANK	0.3							
DUP2	ANALYTICAL	9508-01365-001Q			0.10					
DUPLICATE	ANALYTICAL	9508-01365-001D	9	20	76.00			100	200.00	40.00
SPIKE	ANALYTICAL	9508-01365-001S	20							
STANDARD	CALIB CHK	CHECK STD	20			20	100.00			
PARAMETER: 1,2-Dichloropropane DETECTION LIMIT: 0.04 UNITS: ug/l				DATE/TIME ANALYZED: 8/03/95 13:58 METHOD REFERENCE: SW-846 5030/8260		QC BATCH NUMBER: 953308 TECHNICIAN: PSF				
BLANK	CALIB CHK	BATCH BLANK	<0.35							
DUP2	ANALYTICAL	9508-01365-001Q			0.60					
DUPLICATE	ANALYTICAL	9508-01365-001D	<3.5	<3.5	131.00					
SPIKE	ANALYTICAL	9508-01365-001S	<3.5					220	200.00	110.00
STANDARD	CALIB CHK	CHECK STD	21			20	105.00			
PARAMETER: 2-Butanone (MEK) DETECTION LIMIT: 0.32 UNITS: ug/l				DATE/TIME ANALYZED: 8/03/95 13:58 METHOD REFERENCE: SW-846 5030/8260		QC BATCH NUMBER: 953308 TECHNICIAN: PSF				
BLANK	CALIB CHK	BATCH BLANK	3.55							
DUP2	ANALYTICAL	9508-01365-001Q			3.00					
DUPLICATE	ANALYTICAL	9508-01365-001D	<32.3	34.9	15.00					
SPIKE	ANALYTICAL	9508-01365-001S	34.9					240	200.00	103.00
STANDARD	CALIB CHK	CHECK STD	23.4			20	117.00			
PARAMETER: 1,1,2-Trichloroethane DETECTION LIMIT: 0.02 UNITS: ug/l				DATE/TIME ANALYZED: 8/03/95 13:58 METHOD REFERENCE: SW-846 5030/8260		QC BATCH NUMBER: 953308 TECHNICIAN: PSF				
BLANK	CALIB CHK	BATCH BLANK	<0.22							
DUP2	ANALYTICAL	9508-01365-001Q			0.60					
DUPLICATE	ANALYTICAL	9508-01365-001D	<2.2	<2.2	42.00					
SPIKE	ANALYTICAL	9508-01365-001S	<2.2					210	200.00	105.00
STANDARD	CALIB CHK	CHECK STD	21			20	105.00			
PARAMETER: Trichloroethene DETECTION LIMIT: 0.04 UNITS: ug/l				DATE/TIME ANALYZED: 8/03/95 13:58 METHOD REFERENCE: SW-846 5030/8260		QC BATCH NUMBER: 953308 TECHNICIAN: PSF				
BLANK	CALIB CHK	BATCH BLANK	<0.38							
DUP2	ANALYTICAL	9508-01365-001Q			0.20					
DUPLICATE	ANALYTICAL	9508-01365-001D	18	16	12.00					
SPIKE	ANALYTICAL	9508-01365-001S	16					260	200.00	122.00
STANDARD	CALIB CHK	CHECK STD	25			20	125.00			

STANDARD LABORATORIES, INC. 2315 Glenview Drive Evansville, IN 47720 PH (812) 424-2909 FAX (812) 424-0667

NC = Not Calculable Due To Lower Than The Detection Limit

Quality Control Acceptance Criteria:

Blanks..... Analyzed Value <= Detection Limit
 Reference Standards 100 +/- 10 Percent Recovery
 Duplicates..... 20 Percent Relative Difference, Unless Values Are Below Detection Limits
 Spikes..... 100 +/- 25 Percent Recovery

Note: Data Reported In QA Report May Be Lower Than Value On Sample Data Page Due To Dilution Of Sample Into Analytical Range

RECEIVED

AUG 18 1995

IIT Research Institute
By _____

QUALITY ASSURANCE REPORT										
Report Dated: 8/09/95 Page 10										
JOB NUMBER: 9508-01365				CUSTOMER: Standard Laboratories, Inc. 55 ATTN: Scott Robbins						
ANALYSIS				DUPLICATES		REFERENCE STANDARDS		MATRIX SPIKES		
ANALYSIS TYPE	ANALYSIS SUB-TYPE	ANALYSIS I.D.	ANALYZED VALUE (A)	DUPLICATE VALUE (B)	RPD	TRUE VALUE	PERCENT RECOVERY	ORIGINAL VALUE	SPIKE ADDED	PERCENT RECOVERY
PARAMETER: 1,1,2,2-Tetrachloroethane DETECTION LIMIT: 0.03 UNITS: ug/l				DATE/TIME ANALYZED: 8/03/95 13:58 METHOD REFERENCE: SW-846 5030/8260		QC BATCH NUMBER: 953308 TECHNICIAN: PSF				
BLANK	CALIB CHK	BATCH BLANK	<0.28							
DUP2	ANALYTICAL	9508-01365-001Q			1.00					
DUPLICATE	ANALYTICAL	9508-01365-001D	<2.8	<2.8	75.00			200	200.00	100.00
SPIKE	ANALYTICAL	9508-01365-001S	<2.8							
STANDARD	CALIB CHK	CHECK STD	20			20	100.00			
PARAMETER: Methyl methacrylate DETECTION LIMIT: 0.04 UNITS: ug/l				DATE/TIME ANALYZED: 8/03/95 13:58 METHOD REFERENCE: SW-846 5030/8260		QC BATCH NUMBER: 953308 TECHNICIAN: PSF				
BLANK	CALIB CHK	BATCH BLANK	<0.4							
DUP2	ANALYTICAL	9508-01365-001Q			0.30					
DUPLICATE	ANALYTICAL	9508-01365-001D	<4	<4	40.00			200	200.00	99.00
SPIKE	ANALYTICAL	9508-01365-001S	<4							
STANDARD	CALIB CHK	CHECK STD	20			20	100.00			
PARAMETER: Hexachlorobutadiene DETECTION LIMIT: 0.11 UNITS: ug/l				DATE/TIME ANALYZED: 8/03/95 13:58 METHOD REFERENCE: SW-846 5030/8260		QC BATCH NUMBER: 953308 TECHNICIAN: PSF				
BLANK	CALIB CHK	BATCH BLANK	<1.06							
DUP2	ANALYTICAL	9508-01365-001Q			0.40					
DUPLICATE	ANALYTICAL	9508-01365-001D	<10.6	<10.6	4.00			273	200.00	135.00
SPIKE	ANALYTICAL	9508-01365-001S	<10.6							
STANDARD	CALIB CHK	CHECK STD	26.8			20	134.00			
PARAMETER: Naphthalene DETECTION LIMIT: 0.07 UNITS: ug/l				DATE/TIME ANALYZED: 8/03/95 13:58 METHOD REFERENCE: SW-846 5030/8260		QC BATCH NUMBER: 953308 TECHNICIAN: PSF				
BLANK	CALIB CHK	BATCH BLANK	1.4							
DUP2	ANALYTICAL	9508-01365-001Q			0.80					
DUPLICATE	ANALYTICAL	9508-01365-001D	<6.8	18	140.00			240	200.00	111.00
SPIKE	ANALYTICAL	9508-01365-001S	18							
STANDARD	CALIB CHK	CHECK STD	26			20	130.00			
PARAMETER: o-Xylene DETECTION LIMIT: 0.04 UNITS: ug/l				DATE/TIME ANALYZED: 8/03/95 13:58 METHOD REFERENCE: SW-846 5030/8260		QC BATCH NUMBER: 953308 TECHNICIAN: PSF				
BLANK	CALIB CHK	BATCH BLANK	1							
DUP2	ANALYTICAL	9508-01365-001Q			0.60					
DUPLICATE	ANALYTICAL	9508-01365-001D	<4	5	50.00			300	200.00	148.00
SPIKE	ANALYTICAL	9508-01365-001S	5							
STANDARD	CALIB CHK	CHECK STD	30			20	150.00			
PARAMETER: 1,2-Dichlorobenzene DETECTION LIMIT: 0.02 UNITS: ug/l				DATE/TIME ANALYZED: 8/03/95 13:58 METHOD REFERENCE: SW-846 5030/8260		QC BATCH NUMBER: 953308 TECHNICIAN: PSF				
BLANK	CALIB CHK	BATCH BLANK	<0.17							
DUP2	ANALYTICAL	9508-01365-001Q			0.60					
DUPLICATE	ANALYTICAL	9508-01365-001D	<1.7	<1.7	39.00			220	200.00	110.00
SPIKE	ANALYTICAL	9508-01365-001S	<1.7							
STANDARD	CALIB CHK	CHECK STD	22			20	110.00			

STANDARD LABORATORIES, INC. 2315 Glenview Drive Evansville, IN 47720 PH (812) 424-2909 FAX (812) 424-0667

NC = Not Calculable Due To Lower Than The Detection Limit

Quality Control Acceptance Criteria:

Blanks..... Analyzed Value <= Detection Limit
Reference Standards 100 +/- 10 Percent Recovery
Duplicates..... 20 Percent Relative Difference, Unless Values Are Below Detection Limits
Spikes..... 100 +/- 25 Percent Recovery

Note: Data Reported In QA Report May Be Lower Than Value On Sample Data Page Due To Dilution Of Sample Into Analytical Range

RECEIVED

AUG 18 1995

IIT Research Institute
 By _____

QUALITY ASSURANCE REPORT

Report Dated: 8/09/95

Page 11

JOB NUMBER: 9508-01365

CUSTOMER: Standard Laboratories, Inc. 55 ATTN: Scott Robbins

ANALYSIS				DUPLICATES			REFERENCE STANDARDS		MATRIX SPIKES		
ANALYSIS TYPE	ANALYSIS SUB-TYPE	ANALYSIS I.D.	ANALYZED VALUE (A)	DUPLICATE VALUE (B)	RPD	TRUE VALUE	PERCENT RECOVERY	ORIGINAL VALUE	SPIKE ADDED	PERCENT RECOVERY	
PARAMETER: 1,2-Dibromo-3-chloropropane DETECTION LIMIT: 0.26 UNITS: ug/l				DATE/TIME ANALYZED: 8/03/95 13:58 METHOD REFERENCE: SW-846 5030/8260			QC BATCH NUMBER: 953308 TECHNICIAN: PSF				
BLANK	CALIB CHK	BATCH BLANK	<2.57								
DUP2	ANALYTICAL	9508-01365-001Q			0.60						
DUPLICATE	ANALYTICAL	9508-01365-001D	<25.7	<25.7	49.00			173	200.00	86.00	
SPIKE	ANALYTICAL	9508-01365-001S	<25.7								
STANDARD	CALIB CHK	CHECK STD	18.6			20	93.00				
PARAMETER: 1,2,3-Trichloropropane DETECTION LIMIT: 0.19 UNITS: ug/l				DATE/TIME ANALYZED: 8/03/95 13:58 METHOD REFERENCE: SW-846 5030/8260			QC BATCH NUMBER: 953308 TECHNICIAN: PSF				
BLANK	CALIB CHK	BATCH BLANK	<1.88								
DUP2	ANALYTICAL	9508-01365-001Q			0.10						
DUPLICATE	ANALYTICAL	9508-01365-001D	<18.8	<18.8	33.00			201	200.00	100.00	
SPIKE	ANALYTICAL	9508-01365-001S	<18.8								
STANDARD	CALIB CHK	CHECK STD	21.5			20	108.00				
PARAMETER: Ethyl Methacrylate DETECTION LIMIT: 0.02 UNITS: ug/l				DATE/TIME ANALYZED: 8/03/95 13:58 METHOD REFERENCE: SW-846 5030/8260			QC BATCH NUMBER: 953308 TECHNICIAN: PSF				
BLANK	CALIB CHK	BATCH BLANK	<0.18								
DUP2	ANALYTICAL	9508-01365-001Q			0.90						
DUPLICATE	ANALYTICAL	9508-01365-001D	<1.8	<1.8	88.00			200	200.00	100.00	
SPIKE	ANALYTICAL	9508-01365-001S	<1.8								
STANDARD	CALIB CHK	CHECK STD	20			20	100.00				
PARAMETER: m+p-Xylene DETECTION LIMIT: 0.06 UNITS: ug/l				DATE/TIME ANALYZED: 8/03/95 13:58 METHOD REFERENCE: SW-846 5030/8260			QC BATCH NUMBER: 953308 TECHNICIAN: PSF				
BLANK	CALIB CHK	BATCH BLANK	2.4								
DUP2	ANALYTICAL	9508-01365-001Q			0.40						
DUPLICATE	ANALYTICAL	9508-01365-001D	8.0	12	40.00			450	200.00	219.00	
SPIKE	ANALYTICAL	9508-01365-001S	12								
STANDARD	CALIB CHK	CHECK STD	46			20	230.00				
PARAMETER: Bromofluorobenzene DETECTION LIMIT: UNITS:				DATE/TIME ANALYZED: 8/03/95 13:58 METHOD REFERENCE:			QC BATCH NUMBER: 953308 TECHNICIAN: PSF				
DUP2	ANALYTICAL	9508-01365-001Q			0.20						
SURROGATE	ANALYTICAL	BATCH BLANK					94.00				
SURROGATE	ANALYTICAL	CHECK STD					96.00				
SURROGATE	ANALYTICAL	9508-01365-001					94.00				
SURROGATE	ANALYTICAL	9508-01365-001D					95.00				
SURROGATE	ANALYTICAL	9508-01365-001Q					0.00				
SURROGATE	ANALYTICAL	9508-01365-001S					95.00				
PARAMETER: 1,2-Dichloroethane-d4 DETECTION LIMIT: UNITS:				DATE/TIME ANALYZED: 8/03/95 13:58 METHOD REFERENCE:			QC BATCH NUMBER: 953308 TECHNICIAN: PSF				
DUP2	ANALYTICAL	9508-01365-001Q			0.60						
SURROGATE	ANALYTICAL	BATCH BLANK					91.00				
SURROGATE	ANALYTICAL	CHECK STD					98.00				
SURROGATE	ANALYTICAL	9508-01365-001					94.00				
SURROGATE	ANALYTICAL	9508-01365-001D					96.00				

STANDARD LABORATORIES, INC. 2315 Glenview Drive Evansville, IN 47720 PH (812) 424-2909 FAX (812) 424-0667

NC = Not Calculable Due To Lower Than The Detection Limit

Quality Control Acceptance Criteria:

Blanks..... Analyzed Value <= Detection Limit
 Reference Standards 100 +/- 10 Percent Recovery
 Duplicates..... 20 Percent Relative Difference, Unless Values Are Below Detection Limits
 Spikes..... 100 +/- 25 Percent Recovery

Note: Data Reported In QA Report May Be Lower Than Value On Sample Data Page Due To Dilution Of Sample Into Analytical Range

RECEIVED

AUG 18 1995

IIT Research Institute

QUALITY ASSURANCE REPORT										
JOB NUMBER: 9508-01365					CUSTOMER: Standard Laboratories, Inc. 55 ATTN: Scott Robbins					Page 12
ANALYSIS				DUPLICATES		REFERENCE STANDARDS		MATRIX SPIKES		
ANALYSIS TYPE	ANALYSIS SUB-TYPE	ANALYSIS I.D.	ANALYZED VALUE (A)	DUPLICATE VALUE (B)	RPD	TRUE VALUE	PERCENT RECOVERY	ORIGINAL VALUE	SPIKE ADDED	PERCENT RECOVERY
PARAMETER: 1,2-Dichloroethane-d4 DETECTION LIMIT:				DATE/TIME ANALYZED: 8/03/95 13:58 METHOD REFERENCE:			QC BATCH NUMBER: 953308 TECHNICIAN: PSF			
SURROGATE	ANALYTICAL	9508-01365-001Q					1.00			
SURROGATE	ANALYTICAL	9508-01365-001S					104.00			
PARAMETER: Toluene-d8 DETECTION LIMIT:				DATE/TIME ANALYZED: 8/03/95 13:58 METHOD REFERENCE:			QC BATCH NUMBER: 953308 TECHNICIAN: PSF			
DUP2	ANALYTICAL	9508-01365-001Q			0.30					
SURROGATE	ANALYTICAL	BATCH BLANK					94.00			
SURROGATE	ANALYTICAL	CHECK STD					95.00			
SURROGATE	ANALYTICAL	9508-01365-001					92.00			
SURROGATE	ANALYTICAL	9508-01365-001D					92.00			
SURROGATE	ANALYTICAL	9508-01365-001Q					1.00			
SURROGATE	ANALYTICAL	9508-01365-001S					93.00			
STANDARD LABORATORIES, INC. 2315 Glenview Drive Evansville, IN 47720 PH (812) 424-2909 FAX (812) 424-0667										

NC = Not Calculable Due To Lower Than The Detection Limit

Quality Control Acceptance Criteria:

Blanks..... Analyzed Value <= Detection Limit
 Reference Standards 100 +/- 10 Percent Recovery
 Duplicates..... 20 Percent Relative Difference, Unless Values Are Below Detection Limits
 Spikes..... 100 +/- 25 Percent Recovery

Note: Data Reported In QA Report May Be Lower Than Value On Sample Data Page Due To Dilution Of Sample Into Analytical Range

ANALYTICAL REPORT

JOB NUMBER: 9508-01428
REPORT DATED: 8/16/95

FOR
IIT RESEARCH INSTITUTE
10 WEST 35 TH STREET
CHICAGO, ILL 60616
ATTN: DAVE JONES

RESPECTFULLY SUBMITTED,

R. Scott Bell

LABORATORY TESTS RESULTS

Report Dated: 8/15/95

Page 2

JOB NUMBER: 9508-01428

CUSTOMER: Standard Laboratories, Inc. 55 ATTN: Scott Robbins

LABORATORY I.D.: 9508-01428 -1
 DATE SAMPLED.....: 8/07/95
 TIME SAMPLED.....: 10:35
 DATE RECEIVED.....: 8/10/95
 TIME RECEIVED.....: 9:40

SAMPLE I.D.: 57918 S108071035 Main Line

TEST DESCRIPTION	FINAL RESULT	DETECTION LIMIT	UNIT OF MEASURE	TEST METHOD	DATE	TECHNICIAN
Volatile Organic Compounds				SW-846 5030/8260	8/10/95	PSF
Acetone	156	116	ug/l	SW-846 5030/8260	8/10/95	PSF
Acetonitrile	<3.50	3.50	ug/l	SW-846 5030/8260	8/10/95	PSF
Acrolein	<36.5	36.5	ug/l	SW-846 5030/8260	8/10/95	PSF
Acrylonitrile	<10.8	10.8	ug/l	SW-846 5030/8260	8/10/95	PSF
Allyl chloride	<9.40	9.40	ug/l	SW-846 5030/8260	8/10/95	PSF
Benzene	1.74	1.60	ug/l	SW-846 5030/8260	8/10/95	PSF
Bromochloromethane	<5.90	5.90	ug/l	SW-846 5030/8260	8/10/95	PSF
Bromodichloromethane	<2.80	2.80	ug/l	SW-846 5030/8260	8/10/95	PSF
Bromoform (Tribromomethane)	<2.60	2.60	ug/l	SW-846 5030/8260	8/10/95	PSF
Bromomethane	<24.9	24.9	ug/l	SW-846 5030/8260	8/10/95	PSF
2-Butanone (MEK)	<32.3	32.3	ug/l	SW-846 5030/8260	8/10/95	PSF
Carbon disulfide	<1.60	1.60	ug/l	SW-846 5030/8260	8/10/95	PSF
Carbon tetrachloride	<5.00	5.00	ug/l	SW-846 5030/8260	8/10/95	PSF
Chlorobenzene	<1.30	1.30	ug/l	SW-846 5030/8260	8/10/95	PSF
2-Chloro-1,3-Butadiene	<3.00	3.00	ug/l	SW-846 5030/8260	8/10/95	PSF
Chlorodibromomethane	<1.80	1.80	ug/l	SW-846 5030/8260	8/10/95	PSF
Chloroethane	<68.0	68.0	ug/l	SW-846 5030/8260	8/10/95	PSF
2-Chloroethylvinyl ether	<5.30	5.30	ug/l	SW-846 5030/8260	8/10/95	PSF
Chloroform	<7.40	7.40	ug/l	SW-846 5030/8260	8/10/95	PSF
Chloromethane	<6.00	6.00	ug/l	SW-846 5030/8260	8/10/95	PSF
1,2-Dibromo-3-chloropropane	<25.7	25.7	ug/l	SW-846 5030/8260	8/10/95	PSF
1,2-Dibromoethane (EDB)	<1.80	1.80	ug/l	SW-846 5030/8260	8/10/95	PSF
Dibromomethane	<2.80	2.80	ug/l	SW-846 5030/8260	8/10/95	PSF
1,2-Dichlorobenzene	<1.70	1.70	ug/l	SW-846 5030/8260	8/10/95	PSF
1,3-Dichlorobenzene	<4.30	4.30	ug/l	SW-846 5030/8260	8/10/95	PSF
1,4-Dichlorobenzene	<3.40	3.40	ug/l	SW-846 5030/8260	8/10/95	PSF
cis-1,4-Dichloro-2-butene	<8.00	8.00	ug/l	SW-846 5030/8260	8/10/95	PSF
trans-1,4-Dichloro-2-butene	<6.60	6.60	ug/l	SW-846 5030/8260	8/10/95	PSF
Dichlorodifluoromethane	<7.00	7.00	ug/l	SW-846 5030/8260	8/10/95	PSF
1,1-Dichloroethane	8.25	1.60	ug/l	SW-846 5030/8260	8/10/95	PSF
1,2-Dichloroethane	<3.80	3.80	ug/l	SW-846 5030/8260	8/10/95	PSF
1,1-Dichloroethene	<4.30	4.30	ug/l	SW-846 5030/8260	8/10/95	PSF
trans-1,2-Dichloroethene	<3.90	3.90	ug/l	SW-846 5030/8260	8/10/95	PSF

STANDARD LABORATORIES, INC. 2315 Glenview Drive Evansville, IN 47720 PH (812) 424-2909 FAX (812) 424-0667

LABORATORY TESTS RESULTS

Report Dated: 8/15/95

Page 3

JOB NUMBER: 9508-01428

CUSTOMER: Standard Laboratories, Inc. 55 ATTN: Scott Robbins

LABORATORY I.D.: 9508-01428 -1
 DATE SAMPLED: 8/07/95
 TIME SAMPLED: 10:35
 DATE RECEIVED: 8/10/95
 TIME RECEIVED: 9:40

SAMPLE I.D.: 57918 S108071035 Main Line

TEST DESCRIPTION	FINAL RESULT	DETECTION LIMIT	UNIT OF MEASURE	TEST METHOD	DATE	TECHNICIAN
1,2-Dichloropropane	<3.50	3.50	ug/l	SW-846 5030/8260	8/10/95	PSF
cis-1,3-Dichloropropene	<3.90	3.90	ug/l	SW-846 5030/8260	8/10/95	PSF
trans-1,3-Dichloropropene	<4.30	4.30	ug/l	SW-846 5030/8260	8/10/95	PSF
Ethylbenzene	<3.60	3.60	ug/l	SW-846 5030/8260	8/10/95	PSF
Ethyl Methacrylate	<1.80	1.80	ug/l	SW-846 5030/8260	8/10/95	PSF
Hexachlorobutadiene	<10.6	10.6	ug/l	SW-846 5030/8260	8/10/95	PSF
Hexachloroethane	<2.40	2.40	ug/l	SW-846 5030/8260	8/10/95	PSF
2-Hexanone	<10.9	10.9	ug/l	SW-846 5030/8260	8/10/95	PSF
Iodomethane	<4.30	4.30	ug/l	SW-846 5030/8260	8/10/95	PSF
Isobutyl alcohol	15.8	1.00	ug/l	SW-846 5030/8260	8/10/95	PSF
Methylene chloride	883	98.4	ug/l	SW-846 5030/8260	8/10/95	PSF
Methyl methacrylate	<4.00	4.00	ug/l	SW-846 5030/8260	8/10/95	PSF
4-Methyl-2-pentanone	<10.0	10.0	ug/l	SW-846 5030/8260	8/10/95	PSF
Naphthalene	<6.80	6.80	ug/l	SW-846 5030/8260	8/10/95	PSF
Pentachloroethane	<1.50	1.50	ug/l	SW-846 5030/8260	8/10/95	PSF
Propionitrile	<6.80	6.80	ug/l	SW-846 5030/8260	8/10/95	PSF
Styrene	<1.30	1.30	ug/l	SW-846 5030/8260	8/10/95	PSF
1,1,1,2-Tetrachloroethane	<3.80	3.80	ug/l	SW-846 5030/8260	8/10/95	PSF
1,1,2,2-Tetrachloroethane	<2.80	2.80	ug/l	SW-846 5030/8260	8/10/95	PSF
Tetrachloroethene	<5.20	5.20	ug/l	SW-846 5030/8260	8/10/95	PSF
Toluene	10.1	3.10	ug/l	SW-846 5030/8260	8/10/95	PSF
1,2,4-Trichlorobenzene	<7.90	7.90	ug/l	SW-846 5030/8260	8/10/95	PSF
1,1,1-Trichloroethane	42.7	3.60	ug/l	SW-846 5030/8260	8/10/95	PSF
1,1,2-Trichloroethane	<2.20	2.20	ug/l	SW-846 5030/8260	8/10/95	PSF
Trichloroethene	18.8	3.80	ug/l	SW-846 5030/8260	8/10/95	PSF
Trichlorofluoromethane	<2.60	2.60	ug/l	SW-846 5030/8260	8/10/95	PSF
1,2,3-Trichloropropane	<18.8	18.8	ug/l	SW-846 5030/8260	8/10/95	PSF
Vinyl acetate	<1.50	1.50	ug/l	SW-846 5030/8260	8/10/95	PSF
Vinyl Chloride	<5.10	5.10	ug/l	SW-846 5030/8260	8/10/95	PSF
o-Xylene	<4.00	4.00	ug/l	SW-846 5030/8260	8/10/95	PSF
m+p-Xylene	6.81	5.80	ug/l	SW-846 5030/8260	8/10/95	PSF

STANDARD LABORATORIES, INC. 2315 Glenview Drive Evansville, IN 47720 PH (812) 424-2909 FAX (812) 424-0667

LABORATORY TESTS RESULTS

Report Dated: 8/15/95

Page 4

JOB NUMBER: 9508-01428

CUSTOMER: Standard Laboratories, Inc. 55 ATTN: Scott Robbins

LABORATORY I.D.: 9508-01428 -2
 DATE SAMPLED..... 8/07/95
 TIME SAMPLED..... 13:45
 DATE RECEIVED..... 8/10/95
 TIME RECEIVED..... 9:40

SAMPLE I.D.: 57919 S108071345 Main Line

TEST DESCRIPTION	FINAL RESULT	DETECTION LIMIT	UNIT OF MEASURE	TEST METHOD	DATE	TECHNICIAN
Volatile Organic Compounds				SW-846 5030/8260	8/10/95	PSF
Acetone	<116	116	ug/l	SW-846 5030/8260	8/10/95	PSF
Acetonitrile	<3.50	3.50	ug/l	SW-846 5030/8260	8/10/95	PSF
Acrolein	<36.5	36.5	ug/l	SW-846 5030/8260	8/10/95	PSF
Acrylonitrile	<10.8	10.8	ug/l	SW-846 5030/8260	8/10/95	PSF
Allyl chloride	<9.40	9.40	ug/l	SW-846 5030/8260	8/10/95	PSF
Benzene	1.82	1.60	ug/l	SW-846 5030/8260	8/10/95	PSF
Bromochloromethane	<5.90	5.90	ug/l	SW-846 5030/8260	8/10/95	PSF
Bromodichloromethane	<2.80	2.80	ug/l	SW-846 5030/8260	8/10/95	PSF
Bromoform (Tribromomethane)	<2.60	2.60	ug/l	SW-846 5030/8260	8/10/95	PSF
Bromomethane	<24.9	24.9	ug/l	SW-846 5030/8260	8/10/95	PSF
2-Butanone (MEK)	<32.3	32.3	ug/l	SW-846 5030/8260	8/10/95	PSF
Carbon disulfide	<1.60	1.60	ug/l	SW-846 5030/8260	8/10/95	PSF
Carbon tetrachloride	<5.00	5.00	ug/l	SW-846 5030/8260	8/10/95	PSF
Chlorobenzene	<1.30	1.30	ug/l	SW-846 5030/8260	8/10/95	PSF
2-Chloro-1,3-Butadiene	<3.00	3.00	ug/l	SW-846 5030/8260	8/10/95	PSF
Chlorodibromomethane	<1.80	1.80	ug/l	SW-846 5030/8260	8/10/95	PSF
Chloroethane	<68.0	68.0	ug/l	SW-846 5030/8260	8/10/95	PSF
2-Chloroethylvinyl ether	<5.30	5.30	ug/l	SW-846 5030/8260	8/10/95	PSF
Chloroform	<7.40	7.40	ug/l	SW-846 5030/8260	8/10/95	PSF
Chloromethane	<6.00	6.00	ug/l	SW-846 5030/8260	8/10/95	PSF
1,2-Dibromo-3-chloropropane	<25.7	25.7	ug/l	SW-846 5030/8260	8/10/95	PSF
1,2-Dibromoethane (EDB)	<1.80	1.80	ug/l	SW-846 5030/8260	8/10/95	PSF
Dibromomethane	<2.80	2.80	ug/l	SW-846 5030/8260	8/10/95	PSF
1,2-Dichlorobenzene	<1.70	1.70	ug/l	SW-846 5030/8260	8/10/95	PSF
1,3-Dichlorobenzene	<4.30	4.30	ug/l	SW-846 5030/8260	8/10/95	PSF
1,4-Dichlorobenzene	<3.40	3.40	ug/l	SW-846 5030/8260	8/10/95	PSF
cis-1,4-Dichloro-2-butene	<8.00	8.00	ug/l	SW-846 5030/8260	8/10/95	PSF
trans-1,4-Dichloro-2-butene	<6.60	6.60	ug/l	SW-846 5030/8260	8/10/95	PSF
Dichlorodifluoromethane	<7.00	7.00	ug/l	SW-846 5030/8260	8/10/95	PSF
1,1-Dichloroethane	8.19	1.60	ug/l	SW-846 5030/8260	8/10/95	PSF
1,2-Dichloroethane	<3.80	3.80	ug/l	SW-846 5030/8260	8/10/95	PSF
1,1-Dichloroethene	<4.30	4.30	ug/l	SW-846 5030/8260	8/10/95	PSF
trans-1,2-Dichloroethene	<3.90	3.90	ug/l	SW-846 5030/8260	8/10/95	PSF

STANDARD LABORATORIES, INC. 2315 Glenview Drive Evansville, IN 47720 PH (812) 424-2909 FAX (812) 424-0667

LABORATORY TESTS RESULTS

Report Dated: 8/15/95

Page 5

JOB NUMBER: 9508-01428

CUSTOMER: Standard Laboratories, Inc. 55 ATTN: Scott Robbins

LABORATORY I.D.: 9508-01428 -2
 DATE SAMPLED: 8/07/95
 TIME SAMPLED: 13:45
 DATE RECEIVED: 8/10/95
 TIME RECEIVED: 9:40

SAMPLE I.D.: 57919 S108071345 Main Line

TEST DESCRIPTION	FINAL RESULT	DETECTION LIMIT	UNIT OF MEASURE	TEST METHOD	DATE	TECHNICIAN
1,2-Dichloropropane	<3.50	3.50	ug/l	SW-846 5030/8260	8/10/95	PSF
cis-1,3-Dichloropropene	<3.90	3.90	ug/l	SW-846 5030/8260	8/10/95	PSF
trans-1,3-Dichloropropene	<4.30	4.30	ug/l	SW-846 5030/8260	8/10/95	PSF
Ethylbenzene	<3.60	3.60	ug/l	SW-846 5030/8260	8/10/95	PSF
Ethyl Methacrylate	<1.80	1.80	ug/l	SW-846 5030/8260	8/10/95	PSF
Hexachlorobutadiene	<10.6	10.6	ug/l	SW-846 5030/8260	8/10/95	PSF
Hexachloroethane	<2.40	2.40	ug/l	SW-846 5030/8260	8/10/95	PSF
2-Hexanone	<10.9	10.9	ug/l	SW-846 5030/8260	8/10/95	PSF
Iodomethane	<4.30	4.30	ug/l	SW-846 5030/8260	8/10/95	PSF
Isobutyl alcohol	2.54	1.00	ug/l	SW-846 5030/8260	8/10/95	PSF
Methylene chloride	591	98.4	ug/l	SW-846 5030/8260	8/10/95	PSF
Methyl methacrylate	<4.00	4.00	ug/l	SW-846 5030/8260	8/10/95	PSF
4-Methyl-2-pentanone	<10.0	10.0	ug/l	SW-846 5030/8260	8/10/95	PSF
Naphthalene	<6.80	6.80	ug/l	SW-846 5030/8260	8/10/95	PSF
Pentachloroethane	<1.50	1.50	ug/l	SW-846 5030/8260	8/10/95	PSF
Propionitrile	<6.80	6.80	ug/l	SW-846 5030/8260	8/10/95	PSF
Styrene	<1.30	1.30	ug/l	SW-846 5030/8260	8/10/95	PSF
1,1,1,2-Tetrachloroethane	<3.80	3.80	ug/l	SW-846 5030/8260	8/10/95	PSF
1,1,2,2-Tetrachloroethane	<2.80	2.80	ug/l	SW-846 5030/8260	8/10/95	PSF
Tetrachloroethene	<5.20	5.20	ug/l	SW-846 5030/8260	8/10/95	PSF
Toluene	9.97	3.10	ug/l	SW-846 5030/8260	8/10/95	PSF
1,2,4-Trichlorobenzene	<7.90	7.90	ug/l	SW-846 5030/8260	8/10/95	PSF
1,1,1-Trichloroethane	42.4	3.60	ug/l	SW-846 5030/8260	8/10/95	PSF
1,1,2-Trichloroethane	<2.20	2.20	ug/l	SW-846 5030/8260	8/10/95	PSF
Trichloroethene	18.4	3.80	ug/l	SW-846 5030/8260	8/10/95	PSF
Trichlorofluoromethane	<2.60	2.60	ug/l	SW-846 5030/8260	8/10/95	PSF
1,2,3-Trichloropropane	<18.8	18.8	ug/l	SW-846 5030/8260	8/10/95	PSF
Vinyl acetate	<1.50	1.50	ug/l	SW-846 5030/8260	8/10/95	PSF
Vinyl Chloride	<5.10	5.10	ug/l	SW-846 5030/8260	8/10/95	PSF
o-Xylene	<4.00	4.00	ug/l	SW-846 5030/8260	8/10/95	PSF
m-p-Xylene	6.98	5.80	ug/l	SW-846 5030/8260	8/10/95	PSF

STANDARD LABORATORIES, INC. 2315 Glenview Drive Evansville, IN 47720 PH (812) 424-2909 FAX (812) 424-0667

LABORATORY TESTS RESULTS

Report Dated: 8/15/95

Page 6

JOB NUMBER: 9508-01428

CUSTOMER: Standard Laboratories, Inc. 55 ATTN: Scott Robbins

LABORATORY I.D.: 9508-01428 -3
 DATE SAMPLED: 8/07/95
 TIME SAMPLED: 14:20
 DATE RECEIVED: 8/10/95
 TIME RECEIVED: 9:40

SAMPLE I.D.: 57920 S308071420 Main Line

TEST DESCRIPTION	FINAL RESULT	DETECTION LIMIT	UNIT OF MEASURE	TEST METHOD	DATE	TECHNICIAN
Volatile Organic Compounds				SW-846 5030/8260	8/10/95	PSF
Acetone	<116	116	ug/l	SW-846 5030/8260	8/10/95	PSF
Acetonitrile	<3.50	3.50	ug/l	SW-846 5030/8260	8/10/95	PSF
Acrolein	<36.5	36.5	ug/l	SW-846 5030/8260	8/10/95	PSF
Acrylonitrile	<10.8	10.8	ug/l	SW-846 5030/8260	8/10/95	PSF
Allyl chloride	<9.40	9.40	ug/l	SW-846 5030/8260	8/10/95	PSF
Benzene	<1.60	1.60	ug/l	SW-846 5030/8260	8/10/95	PSF
Bromochloromethane	<5.90	5.90	ug/l	SW-846 5030/8260	8/10/95	PSF
Bromodichloromethane	<2.80	2.80	ug/l	SW-846 5030/8260	8/10/95	PSF
Bromoform (Tribromomethane)	<2.60	2.60	ug/l	SW-846 5030/8260	8/10/95	PSF
Bromomethane	<24.9	24.9	ug/l	SW-846 5030/8260	8/10/95	PSF
2-Butanone (MEK)	<32.3	32.3	ug/l	SW-846 5030/8260	8/10/95	PSF
Carbon disulfide	<1.60	1.60	ug/l	SW-846 5030/8260	8/10/95	PSF
Carbon tetrachloride	<5.00	5.00	ug/l	SW-846 5030/8260	8/10/95	PSF
Chlorobenzene	<1.30	1.30	ug/l	SW-846 5030/8260	8/10/95	PSF
2-Chloro-1,3-Butadiene	<3.00	3.00	ug/l	SW-846 5030/8260	8/10/95	PSF
Chlorodibromomethane	<1.80	1.80	ug/l	SW-846 5030/8260	8/10/95	PSF
Chloroethane	<68.0	68.0	ug/l	SW-846 5030/8260	8/10/95	PSF
2-Chloroethylvinyl ether	<5.30	5.30	ug/l	SW-846 5030/8260	8/10/95	PSF
Chloroform	<7.40	7.40	ug/l	SW-846 5030/8260	8/10/95	PSF
Chloromethane	<6.00	6.00	ug/l	SW-846 5030/8260	8/10/95	PSF
1,2-Dibromo-3-chloropropane	<25.7	25.7	ug/l	SW-846 5030/8260	8/10/95	PSF
1,2-Dibromoethane (EDB)	<1.80	1.80	ug/l	SW-846 5030/8260	8/10/95	PSF
Dibromomethane	<2.80	2.80	ug/l	SW-846 5030/8260	8/10/95	PSF
1,2-Dichlorobenzene	<1.70	1.70	ug/l	SW-846 5030/8260	8/10/95	PSF
1,3-Dichlorobenzene	<4.30	4.30	ug/l	SW-846 5030/8260	8/10/95	PSF
1,4-Dichlorobenzene	<3.40	3.40	ug/l	SW-846 5030/8260	8/10/95	PSF
cis-1,4-Dichloro-2-butene	<8.00	8.00	ug/l	SW-846 5030/8260	8/10/95	PSF
trans-1,4-Dichloro-2-butene	<6.60	6.60	ug/l	SW-846 5030/8260	8/10/95	PSF
Dichlorodifluoromethane	<7.00	7.00	ug/l	SW-846 5030/8260	8/10/95	PSF
1,1-Dichloroethane	<1.60	1.60	ug/l	SW-846 5030/8260	8/10/95	PSF
1,2-Dichloroethane	<3.80	3.80	ug/l	SW-846 5030/8260	8/10/95	PSF
1,1-Dichloroethene	<4.30	4.30	ug/l	SW-846 5030/8260	8/10/95	PSF
trans-1,2-Dichloroethene	<3.90	3.90	ug/l	SW-846 5030/8260	8/10/95	PSF

STANDARD LABORATORIES, INC. 2315 Glenview Drive Evansville, IN 47720 PH (812) 424-2909 FAX (812) 424-0667

LABORATORY TESTS RESULTS

Report Dated: 8/15/95

Page 7

JOB NUMBER: 9508-01428

CUSTOMER: Standard Laboratories, Inc. 55 ATTN: Scott Robbins

LABORATORY I.D.: 9508-01428 -3
 DATE SAMPLED.....: 8/07/95
 TIME SAMPLED.....: 14:20
 DATE RECEIVED.....: 8/10/95
 TIME RECEIVED.....: 9:40

SAMPLE I.D.: 57920 S308071420 Main Line

TEST DESCRIPTION	FINAL RESULT	DETECTION LIMIT	UNIT OF MEASURE	TEST METHOD	DATE	TECHNICIAN
1,2-Dichloropropane	<3.50	3.50	ug/l	SW-846 5030/8260	8/10/95	PSF
cis-1,3-Dichloropropene	<3.90	3.90	ug/l	SW-846 5030/8260	8/10/95	PSF
trans-1,3-Dichloropropene	<4.30	4.30	ug/l	SW-846 5030/8260	8/10/95	PSF
Ethylbenzene	<3.60	3.60	ug/l	SW-846 5030/8260	8/10/95	PSF
Ethyl Methacrylate	<1.80	1.80	ug/l	SW-846 5030/8260	8/10/95	PSF
Hexachlorobutadiene	<10.6	10.6	ug/l	SW-846 5030/8260	8/10/95	PSF
Hexachloroethane	<2.40	2.40	ug/l	SW-846 5030/8260	8/10/95	PSF
2-Hexanone	<10.9	10.9	ug/l	SW-846 5030/8260	8/10/95	PSF
Iodomethane	<4.30	4.30	ug/l	SW-846 5030/8260	8/10/95	PSF
Isobutyl alcohol	10.2	1.00	ug/l	SW-846 5030/8260	8/10/95	PSF
Methylene chloride	858	98.4	ug/l	SW-846 5030/8260	8/10/95	PSF
Methyl methacrylate	<4.00	4.00	ug/l	SW-846 5030/8260	8/10/95	PSF
4-Methyl-2-pentanone	<10.0	10.0	ug/l	SW-846 5030/8260	8/10/95	PSF
Naphthalene	<6.80	6.80	ug/l	SW-846 5030/8260	8/10/95	PSF
Pentachloroethane	<1.50	1.50	ug/l	SW-846 5030/8260	8/10/95	PSF
Propionitrile	<6.80	6.80	ug/l	SW-846 5030/8260	8/10/95	PSF
Styrene	<1.30	1.30	ug/l	SW-846 5030/8260	8/10/95	PSF
1,1,1,2-Tetrachloroethane	<3.80	3.80	ug/l	SW-846 5030/8260	8/10/95	PSF
1,1,2,2-Tetrachloroethane	<2.80	2.80	ug/l	SW-846 5030/8260	8/10/95	PSF
Tetrachloroethene	<5.20	5.20	ug/l	SW-846 5030/8260	8/10/95	PSF
Toluene	<3.10	3.10	ug/l	SW-846 5030/8260	8/10/95	PSF
1,2,4-Trichlorobenzene	<7.90	7.90	ug/l	SW-846 5030/8260	8/10/95	PSF
1,1,1-Trichloroethane	<3.60	3.60	ug/l	SW-846 5030/8260	8/10/95	PSF
1,1,2-Trichloroethane	<2.20	2.20	ug/l	SW-846 5030/8260	8/10/95	PSF
Trichloroethene	<3.80	3.80	ug/l	SW-846 5030/8260	8/10/95	PSF
Trichlorofluoromethane	<2.60	2.60	ug/l	SW-846 5030/8260	8/10/95	PSF
1,2,3-Trichloropropane	<18.8	18.8	ug/l	SW-846 5030/8260	8/10/95	PSF
Vinyl acetate	<1.50	1.50	ug/l	SW-846 5030/8260	8/10/95	PSF
Vinyl Chloride	<5.10	5.10	ug/l	SW-846 5030/8260	8/10/95	PSF
o-Xylene	<4.00	4.00	ug/l	SW-846 5030/8260	8/10/95	PSF
m+p-Xylene	<5.80	5.80	ug/l	SW-846 5030/8260	8/10/95	PSF

STANDARD LABORATORIES, INC. 2315 Glenview Drive Evansville, IN 47720 PH (812) 424-2909 FAX (812) 424-0667

QUALITY ASSURANCE REPORT

Report Dated: 8/15/95

Page 1

JOB NUMBER: 9508-01428

CUSTOMER: Standard Laboratories, Inc. 55 ATTN: Scott Robbins

ANALYSIS				DUPLICATES		REFERENCE STANDARDS		MATRIX SPIKES		
ANALYSIS TYPE	ANALYSIS SUB-TYPE	ANALYSIS I.D.	ANALYZED VALUE (A)	DUPLICATE VALUE (B)	RPD	TRUE VALUE	PERCENT RECOVERY	ORIGINAL VALUE	SPIKE ADDED	PERCENT RECOVERY
PARAMETER: Ethylbenzene DETECTION LIMIT: 0.04 UNITS: ug/l				DATE/TIME ANALYZED: 8/10/95 8:44 METHOD REFERENCE: SW-846 5030/8260		QC BATCH NUMBER: 953422 TECHNICIAN: PSF				
BLANK	CALIB CHK	BATCH BLANK	<0.36							
DUPLICATE	ANALYTICAL	9508-01428-001D	<3.60	<3.60	62.00			459	460.00	100.00
SPIKE	ANALYTICAL	9508-01428-003S	<3.60			46	111.00			
STANDARD	CALIB CHK	CHECK STD	51							
PARAMETER: Styrene DETECTION LIMIT: 0.01 UNITS: ug/l				DATE/TIME ANALYZED: 8/10/95 8:44 METHOD REFERENCE: SW-846 5030/8260		QC BATCH NUMBER: 953422 TECHNICIAN: PSF				
BLANK	CALIB CHK	BATCH BLANK	<0.13							
DUPLICATE	ANALYTICAL	9508-01428-001D	<1.30	<1.30	8.00			220	200.00	110.00
SPIKE	ANALYTICAL	9508-01428-003S	<1.30			20	115.00			
STANDARD	CALIB CHK	CHECK STD	23							
PARAMETER: cis-1,3-Dichloropropene DETECTION LIMIT: 0.04 UNITS: ug/l				DATE/TIME ANALYZED: 8/10/95 8:44 METHOD REFERENCE: SW-846 5030/8260		QC BATCH NUMBER: 953422 TECHNICIAN: PSF				
BLANK	CALIB CHK	BATCH BLANK	<0.39							
DUPLICATE	ANALYTICAL	9508-01428-001D	<3.90	<3.90	0.00			475	400.00	119.00
SPIKE	ANALYTICAL	9508-01428-003S	<3.90			40	125.00			
STANDARD	CALIB CHK	CHECK STD	50							
PARAMETER: trans-1,3-Dichloropropene DETECTION LIMIT: 0.04 UNITS: ug/l				DATE/TIME ANALYZED: 8/10/95 8:44 METHOD REFERENCE: SW-846 5030/8260		QC BATCH NUMBER: 953422 TECHNICIAN: PSF				
BLANK	CALIB CHK	BATCH BLANK	<0.43							
DUPLICATE	ANALYTICAL	9508-01428-001D	<4.30	<4.30	0.00			388	400.00	97.00
SPIKE	ANALYTICAL	9508-01428-003S	<4.30			40	100.00			
STANDARD	CALIB CHK	CHECK STD	40							
PARAMETER: 1,4-Dichlorobenzene DETECTION LIMIT: 0.03 UNITS: ug/l				DATE/TIME ANALYZED: 8/10/95 8:44 METHOD REFERENCE: SW-846 5030/8260		QC BATCH NUMBER: 953422 TECHNICIAN: PSF				
BLANK	CALIB CHK	BATCH BLANK	<0.34							
DUPLICATE	ANALYTICAL	9508-01428-001D	<3.40	<3.40	200.00			387	400.00	97.00
SPIKE	ANALYTICAL	9508-01428-003S	<3.40			40	103.00			
STANDARD	CALIB CHK	CHECK STD	41							
PARAMETER: 1,2-Dibromoethane (EDB) DETECTION LIMIT: 0.02 UNITS: ug/l				DATE/TIME ANALYZED: 8/10/95 8:44 METHOD REFERENCE: SW-846 5030/8260		QC BATCH NUMBER: 953422 TECHNICIAN: PSF				
BLANK	CALIB CHK	BATCH BLANK	<0.18							
DUPLICATE	ANALYTICAL	9508-01428-001D	<1.80	<1.80	0.00			177	200.00	89.00
SPIKE	ANALYTICAL	9508-01428-003S	<1.80			20	85.00			
STANDARD	CALIB CHK	CHECK STD	17							
PARAMETER: Acrolein DETECTION LIMIT: 0.37 UNITS: ug/l				DATE/TIME ANALYZED: 8/10/95 8:44 METHOD REFERENCE: SW-846 5030/8260		QC BATCH NUMBER: 953422 TECHNICIAN: PSF				
BLANK	CALIB CHK	BATCH BLANK	<3.65							
DUPLICATE	ANALYTICAL	9508-01428-001D	<36.5	<36.5	23.00			159	200.00	79.00
SPIKE	ANALYTICAL	9508-01428-003S	<36.5			20	100.00			
STANDARD	CALIB CHK	CHECK STD	19.9							

STANDARD LABORATORIES, INC. 2315 Glenview Drive Evansville, IN 47720 PH (812) 424-2909 FAX (812) 424-0667

NC = Not Calculable Due To Lower Than The Detection Limit

Quality Control Acceptance Criteria:

Blanks..... Analyzed value <= Detection Limit
 Reference Standards 100 +/- 10 Percent Recovery
 Duplicates..... 20 Percent Relative Difference, Unless Values Are Below Detection Limits
 Spikes..... 100 +/- 25 Percent Recovery

Note: Data Reported In QA Report May Be Lower Than Value On Sample Data Page Due To Dilution Of Sample Into Analytical Range

QUALITY ASSURANCE REPORT

Report Dated: 8/15/95

Page 2

JOB NUMBER: 9508-01428

CUSTOMER: Standard Laboratories, Inc. 55 ATTN: Scott Robbins

ANALYSIS				DUPLICATES		REFERENCE STANDARDS		MATRIX SPIKES		
ANALYSIS TYPE	ANALYSIS SUB-TYPE	ANALYSIS I.D.	ANALYZED VALUE (A)	DUPLICATE VALUE (B)	RPD	TRUE VALUE	PERCENT RECOVERY	ORIGINAL VALUE	SPIKE ADDED	PERCENT RECOVERY
PARAMETER: Allyl chloride DETECTION LIMIT: 0.09 UNITS: ug/l				DATE/TIME ANALYZED: 8/10/95 8:44 METHOD REFERENCE: SW-846 5030/8260		QC BATCH NUMBER: 953422 TECHNICIAN: PSF				
BLANK	CALIB CHK	BATCH BLANK	<0.94	<9.40	0.00			193	200.00	97.00
DUPLICATE	ANALYTICAL	9508-01428-001D	<9.40							
SPIKE	ANALYTICAL	9508-01428-003S	<9.40							
STANDARD	CALIB CHK	CHECK STD	21			20	105.00			
PARAMETER: 1,2-Dichloroethane DETECTION LIMIT: 0.04 UNITS: ug/l				DATE/TIME ANALYZED: 8/10/95 8:44 METHOD REFERENCE: SW-846 5030/8260		QC BATCH NUMBER: 953422 TECHNICIAN: PSF				
BLANK	CALIB CHK	BATCH BLANK	<0.38	<3.80	137.00			190	200.00	95.00
DUPLICATE	ANALYTICAL	9508-01428-001D	<3.80							
SPIKE	ANALYTICAL	9508-01428-003S	<3.80							
STANDARD	CALIB CHK	CHECK STD	19			20	95.00			
PARAMETER: Propionitrile DETECTION LIMIT: 0.07 UNITS: ug/l				DATE/TIME ANALYZED: 8/10/95 8:44 METHOD REFERENCE: SW-846 5030/8260		QC BATCH NUMBER: 953422 TECHNICIAN: PSF				
BLANK	CALIB CHK	BATCH BLANK	<0.68	<6.80	0.00			208	200.00	104.00
DUPLICATE	ANALYTICAL	9508-01428-001D	<6.80							
SPIKE	ANALYTICAL	9508-01428-003S	<6.80							
STANDARD	CALIB CHK	CHECK STD	20			20	100.00			
PARAMETER: Acrylonitrile DETECTION LIMIT: 0.11 UNITS: ug/l				DATE/TIME ANALYZED: 8/10/95 8:44 METHOD REFERENCE: SW-846 5030/8260		QC BATCH NUMBER: 953422 TECHNICIAN: PSF				
BLANK	CALIB CHK	BATCH BLANK	<1.08	<10.8	0.00			208	200.00	104.00
DUPLICATE	ANALYTICAL	9508-01428-001D	<10.8							
SPIKE	ANALYTICAL	9508-01428-003S	<10.8							
STANDARD	CALIB CHK	CHECK STD	19.5			20	98.00			
PARAMETER: Vinyl acetate DETECTION LIMIT: 0.02 UNITS: ug/l				DATE/TIME ANALYZED: 8/10/95 8:44 METHOD REFERENCE: SW-846 5030/8260		QC BATCH NUMBER: 953422 TECHNICIAN: PSF				
BLANK	CALIB CHK	BATCH BLANK	<0.15	<1.50	93.00			214	200.00	107.00
DUPLICATE	ANALYTICAL	9508-01428-001D	<1.50							
SPIKE	ANALYTICAL	9508-01428-003S	<1.50							
STANDARD	CALIB CHK	CHECK STD	21			20	105.00			
PARAMETER: 4-Methyl-2-pentanone DETECTION LIMIT: 0.10 UNITS: ug/l				DATE/TIME ANALYZED: 8/10/95 8:44 METHOD REFERENCE: SW-846 5030/8260		QC BATCH NUMBER: 953422 TECHNICIAN: PSF				
BLANK	CALIB CHK	BATCH BLANK	<1.00	<10.0	48.00			177	200.00	88.00
DUPLICATE	ANALYTICAL	9508-01428-001D	<10.0							
SPIKE	ANALYTICAL	9508-01428-003S	<10.0							
STANDARD	CALIB CHK	CHECK STD	17.9			20	90.00			
PARAMETER: Toluene DETECTION LIMIT: 0.03 UNITS: ug/l				DATE/TIME ANALYZED: 8/10/95 8:44 METHOD REFERENCE: SW-846 5030/8260		QC BATCH NUMBER: 953422 TECHNICIAN: PSF				
BLANK	CALIB CHK	BATCH BLANK	<0.31	10.1	39.00			438	400.00	109.00
DUPLICATE	ANALYTICAL	9508-01428-001D	6.81							
SPIKE	ANALYTICAL	9508-01428-003S	<3.10							
STANDARD	CALIB CHK	CHECK STD	49			40	123.00			

STANDARD LABORATORIES, INC. 2315 Glenview Drive Evansville, IN 47720 PH (812) 424-2909 FAX (812) 424-0667

NC = Not Calculable Due To Lower Than The Detection Limit

Quality Control Acceptance Criteria:

Blanks..... Analyzed Value <= Detection Limit
 Reference Standards 100 +/- 10 Percent Recovery
 Duplicates..... 20 Percent Relative Difference, Unless Values Are Below Detection Limits
 Spikes..... 100 +/- 25 Percent Recovery

Note: Data Reported In QA Report May Be Lower Than Value On Sample Data Page Due To Dilution Of Sample Into Analytical Range

QUALITY ASSURANCE REPORT

Report Dated: 8/15/95

Page 3

JOB NUMBER: 9508-01428

CUSTOMER: Standard Laboratories, Inc. 55 ATTN: Scott Robbins

ANALYSIS				DUPLICATES		REFERENCE STANDARDS		MATRIX SPIKES		
ANALYSIS TYPE	ANALYSIS SUB-TYPE	ANALYSIS I.D.	ANALYZED VALUE (A)	DUPLICATE VALUE (B)	RPD	TRUE VALUE	PERCENT RECOVERY	ORIGINAL VALUE	SPIKE ADDED	PERCENT RECOVERY
PARAMETER: Chlorobenzene DETECTION LIMIT: 0.01 UNITS: ug/l				DATE/TIME ANALYZED: 8/10/95 8:44 METHOD REFERENCE: SW-846 5030/8260		QC BATCH NUMBER: 953422 TECHNICIAN: PSF				
BLANK	CALIB CHK	BATCH BLANK	<0.13							
DUPLICATE	ANALYTICAL	9508-01428-001D	<1.30	<1.30	4.00			201	200.00	100.00
SPIKE	ANALYTICAL	9508-01428-003S	<1.30			20	105.00			
STANDARD	CALIB CHK	CHECK STD	21							
PARAMETER: trans-1,4-Dichloro-2-butene DETECTION LIMIT: 0.07 UNITS: ug/l				DATE/TIME ANALYZED: 8/10/95 8:44 METHOD REFERENCE: SW-846 5030/8260		QC BATCH NUMBER: 953422 TECHNICIAN: PSF				
BLANK	CALIB CHK	BATCH BLANK	<0.66							
DUPLICATE	ANALYTICAL	9508-01428-001D	<6.60	<6.60	44.00			314	400.00	79.00
SPIKE	ANALYTICAL	9508-01428-003S	<6.60			40	83.00			
STANDARD	CALIB CHK	CHECK STD	33							
PARAMETER: 2-Chloroethylvinyl ether DETECTION LIMIT: 0.05 UNITS: ug/l				DATE/TIME ANALYZED: 8/10/95 8:44 METHOD REFERENCE: SW-846 5030/8260		QC BATCH NUMBER: 953422 TECHNICIAN: PSF				
BLANK	CALIB CHK	BATCH BLANK	<0.53							
DUPLICATE	ANALYTICAL	9508-01428-001D	<5.30	<5.30	0.00			326	400.00	82.00
SPIKE	ANALYTICAL	9508-01428-003S	<5.30			40	88.00			
STANDARD	CALIB CHK	CHECK STD	35							
PARAMETER: 1,2,4-Trichlorobenzene DETECTION LIMIT: 0.08 UNITS: ug/l				DATE/TIME ANALYZED: 8/10/95 8:44 METHOD REFERENCE: SW-846 5030/8260		QC BATCH NUMBER: 953422 TECHNICIAN: PSF				
BLANK	CALIB CHK	BATCH BLANK	<0.79							
DUPLICATE	ANALYTICAL	9508-01428-001D	<7.90	<7.90	200.00			136	200.00	68.00
SPIKE	ANALYTICAL	9508-01428-003S	<7.90			20	75.00			
STANDARD	CALIB CHK	CHECK STD	15							
PARAMETER: Chlorodibromomethane DETECTION LIMIT: 0.02 UNITS: ug/l				DATE/TIME ANALYZED: 8/10/95 8:44 METHOD REFERENCE: SW-846 5030/8260		QC BATCH NUMBER: 953422 TECHNICIAN: PSF				
BLANK	CALIB CHK	BATCH BLANK	<0.18							
DUPLICATE	ANALYTICAL	9508-01428-001D	<1.80	<1.80	0.00			182	200.00	91.00
SPIKE	ANALYTICAL	9508-01428-003S	<1.80			20	90.00			
STANDARD	CALIB CHK	CHECK STD	18							
PARAMETER: 2-Chloro-1,3-Butadiene DETECTION LIMIT: 0.03 UNITS: ug/l				DATE/TIME ANALYZED: 8/10/95 8:44 METHOD REFERENCE: SW-846 5030/8260		QC BATCH NUMBER: 953422 TECHNICIAN: PSF				
BLANK	CALIB CHK	BATCH BLANK	<0.30							
DUPLICATE	ANALYTICAL	9508-01428-001D	<3.00	<3.00	120.00			178	200.00	89.00
SPIKE	ANALYTICAL	9508-01428-003S	<3.00			20	125.00			
STANDARD	CALIB CHK	CHECK STD	25							
PARAMETER: Tetrachloroethene DETECTION LIMIT: 0.05 UNITS: ug/l				DATE/TIME ANALYZED: 8/10/95 8:44 METHOD REFERENCE: SW-846 5030/8260		QC BATCH NUMBER: 953422 TECHNICIAN: PSF				
BLANK	CALIB CHK	BATCH BLANK	<0.52							
DUPLICATE	ANALYTICAL	9508-01428-001D	<5.20	<5.20	33.00			259	290.00	89.00
SPIKE	ANALYTICAL	9508-01428-003S	<5.20			29	121.00			
STANDARD	CALIB CHK	CHECK STD	35							

STANDARD LABORATORIES, INC. 2315 Glenview Drive Evansville, IN 47720 PH (812) 424-2909 FAX (812) 424-0667

NC = Not Calculable Due To Lower Than The Detection Limit

Quality Control Acceptance Criteria:

Blanks..... Analyzed Value <= Detection Limit
 Reference Standards 100 +/- 10 Percent Recovery
 Duplicates..... 20 Percent Relative Difference, Unless Values Are Below Detection Limits
 Spikes..... 100 +/- 25 Percent Recovery

Note: Data Reported In QA Report May Be Lower Than Value On Sample Data Page Due To Dilution Of Sample Into Analytical Range

QUALITY ASSURANCE REPORT

Report Dated: 8/15/95

Page 4

JOB NUMBER: 9508-01428

CUSTOMER: Standard Laboratories, Inc. 55 ATTN: Scott Robbins

ANALYSIS				DUPLICATES		REFERENCE STANDARDS		MATRIX SPIKES		
ANALYSIS TYPE	ANALYSIS SUB-TYPE	ANALYSIS I.D.	ANALYZED VALUE (A)	DUPLICATE VALUE (B)	RPD	TRUE VALUE	PERCENT RECOVERY	ORIGINAL VALUE	SPIKE ADDED	PERCENT RECOVERY
PARAMETER: cis-1,4-Dichloro-2-butene DETECTION LIMIT: 0.08 UNITS: ug/l				DATE/TIME ANALYZED: 8/10/95 8:44 METHOD REFERENCE: SW-846 5030/8260		QC BATCH NUMBER: 953422 TECHNICIAN: PSF				
BLANK	CALIB CHK	BATCH BLANK	<0.80	<8.00	131.00					
DUPLICATE	ANALYTICAL	9508-01428-001D	<8.00					331	400.00	83.00
SPIKE	ANALYTICAL	9508-01428-003S	<8.00			40	88.00			
STANDARD	CALIB CHK	CHECK STD	35							
PARAMETER: trans-1,2-Dichloroethene DETECTION LIMIT: 0.04 UNITS: ug/l				DATE/TIME ANALYZED: 8/10/95 8:44 METHOD REFERENCE: SW-846 5030/8260		QC BATCH NUMBER: 953422 TECHNICIAN: PSF				
BLANK	CALIB CHK	BATCH BLANK	<0.39	<3.90	3.00					
DUPLICATE	ANALYTICAL	9508-01428-001D	<3.90					195	200.00	98.00
SPIKE	ANALYTICAL	9508-01428-003S	<3.90			20	105.00			
STANDARD	CALIB CHK	CHECK STD	21							
PARAMETER: 1,3-Dichlorobenzene DETECTION LIMIT: 0.04 UNITS: ug/l				DATE/TIME ANALYZED: 8/10/95 8:44 METHOD REFERENCE: SW-846 5030/8260		QC BATCH NUMBER: 953422 TECHNICIAN: PSF				
BLANK	CALIB CHK	BATCH BLANK	<0.43	<4.30	200.00					
DUPLICATE	ANALYTICAL	9508-01428-001D	<4.30					402	400.00	100.00
SPIKE	ANALYTICAL	9508-01428-003S	<4.30			40	105.00			
STANDARD	CALIB CHK	CHECK STD	42							
PARAMETER: Carbon tetrachloride DETECTION LIMIT: 0.05 UNITS: ug/l				DATE/TIME ANALYZED: 8/10/95 8:44 METHOD REFERENCE: SW-846 5030/8260		QC BATCH NUMBER: 953422 TECHNICIAN: PSF				
BLANK	CALIB CHK	BATCH BLANK	<0.50	<5.00	119.00					
DUPLICATE	ANALYTICAL	9508-01428-001D	<5.00					139	200.00	69.00
SPIKE	ANALYTICAL	9508-01428-003S	<5.00			20	85.00			
STANDARD	CALIB CHK	CHECK STD	17							
PARAMETER: 2-Hexanone DETECTION LIMIT: 0.11 UNITS: ug/l				DATE/TIME ANALYZED: 8/10/95 8:44 METHOD REFERENCE: SW-846 5030/8260		QC BATCH NUMBER: 953422 TECHNICIAN: PSF				
BLANK	CALIB CHK	BATCH BLANK	<1.09	<10.9	38.00					
DUPLICATE	ANALYTICAL	9508-01428-001D	<10.9					166	200.00	83.00
SPIKE	ANALYTICAL	9508-01428-003S	<10.9			20	86.00			
STANDARD	CALIB CHK	CHECK STD	17.2							
PARAMETER: 1,1,1,2-Tetrachloroethane DETECTION LIMIT: 0.04 UNITS: ug/l				DATE/TIME ANALYZED: 8/10/95 8:44 METHOD REFERENCE: SW-846 5030/8260		QC BATCH NUMBER: 953422 TECHNICIAN: PSF				
BLANK	CALIB CHK	BATCH BLANK	<0.38	<3.80	0.00					
DUPLICATE	ANALYTICAL	9508-01428-001D	<3.80					182	200.00	91.00
SPIKE	ANALYTICAL	9508-01428-003S	<3.80			20	95.00			
STANDARD	CALIB CHK	CHECK STD	19							
PARAMETER: Acetone DETECTION LIMIT: 1.17 UNITS: ug/l				DATE/TIME ANALYZED: 8/10/95 8:44 METHOD REFERENCE: SW-846 5030/8260		QC BATCH NUMBER: 953422 TECHNICIAN: PSF				
BLANK	CALIB CHK	BATCH BLANK	<11.6	156	2.00					
DUPLICATE	ANALYTICAL	9508-01428-001D	153					314	200.00	113.00
SPIKE	ANALYTICAL	9508-01428-003S	<116			20	113.00			
STANDARD	CALIB CHK	CHECK STD	22.5							

STANDARD LABORATORIES, INC. 2315 Glenview Drive Evansville, IN 47720 PH (812) 424-2909 FAX (812) 424-0667

NC = Not Calculable Due To Lower Than The Detection Limit

Quality Control Acceptance Criteria:

Blanks..... Analyzed Value <= Detection Limit
 Reference Standards 100 +/- 10 Percent Recovery
 Duplicates..... 20 Percent Relative Difference, Unless Values Are Below Detection Limits
 Spikes..... 100 +/- 25 Percent Recovery

Note: Data Reported In QA Report May Be Lower Than Value On Sample Data Page Due To Dilution Of Sample Into Analytical Range

QUALITY ASSURANCE REPORT

Report Dated: 8/15/95

Page 5

JOB NUMBER: 9508-01428

CUSTOMER: Standard Laboratories, Inc. 55 ATTN: Scott Robbins

ANALYSIS				DUPLICATES		REFERENCE STANDARDS		MATRIX SPIKES		
ANALYSIS TYPE	ANALYSIS SUB-TYPE	ANALYSIS I.D.	ANALYZED VALUE (A)	DUPLICATE VALUE (B)	RPD	TRUE VALUE	PERCENT RECOVERY	ORIGINAL VALUE	SPIKE ADDED	PERCENT RECOVERY
PARAMETER: Chloroform DETECTION LIMIT: 0.07 UNITS: ug/l				DATE/TIME ANALYZED: 8/10/95 8:44 METHOD REFERENCE: SW-846 5030/8260		QC BATCH NUMBER: 953422 TECHNICIAN: PSF				
BLANK	CALIB CHK	BATCH BLANK	<0.74							
DUPLICATE	ANALYTICAL	9508-01428-001D	<7.40	<7.40	16.00					
SPIKE	ANALYTICAL	9508-01428-003S	<7.40					207	200.00	100.00
STANDARD	CALIB CHK	CHECK STD	21			20	105.00			
PARAMETER: Hexachloroethane DETECTION LIMIT: 0.02 UNITS: ug/l				DATE/TIME ANALYZED: 8/10/95 8:44 METHOD REFERENCE: SW-846 5030/8260		QC BATCH NUMBER: 953422 TECHNICIAN: PSF				
BLANK	CALIB CHK	BATCH BLANK	<0.24							
DUPLICATE	ANALYTICAL	9508-01428-001D	<2.40	<2.40	200.00					
SPIKE	ANALYTICAL	9508-01428-003S	<2.40					126	200.00	63.00
STANDARD	CALIB CHK	CHECK STD	14			20	70.00			
PARAMETER: Benzene DETECTION LIMIT: 0.02 UNITS: ug/l				DATE/TIME ANALYZED: 8/10/95 8:44 METHOD REFERENCE: SW-846 5030/8260		QC BATCH NUMBER: 953422 TECHNICIAN: PSF				
BLANK	CALIB CHK	BATCH BLANK	<0.16							
DUPLICATE	ANALYTICAL	9508-01428-001D	<1.60	1.74	34.00					
SPIKE	ANALYTICAL	9508-01428-003S	<1.60					388	400.00	97.00
STANDARD	CALIB CHK	CHECK STD	42			40	105.00			
PARAMETER: 1,1,1-Trichloroethane DETECTION LIMIT: 0.04 UNITS: ug/l				DATE/TIME ANALYZED: 8/10/95 8:44 METHOD REFERENCE: SW-846 5030/8260		QC BATCH NUMBER: 953422 TECHNICIAN: PSF				
BLANK	CALIB CHK	BATCH BLANK	<0.36							
DUPLICATE	ANALYTICAL	9508-01428-001D	37.4	42.7	13.00					
SPIKE	ANALYTICAL	9508-01428-003S	<3.60					153	200.00	76.00
STANDARD	CALIB CHK	CHECK STD	18			20	90.00			
PARAMETER: Bromomethane DETECTION LIMIT: 0.25 UNITS: ug/l				DATE/TIME ANALYZED: 8/10/95 8:44 METHOD REFERENCE: SW-846 5030/8260		QC BATCH NUMBER: 953422 TECHNICIAN: PSF				
BLANK	CALIB CHK	BATCH BLANK	<2.49							
DUPLICATE	ANALYTICAL	9508-01428-001D	<24.9	<24.9	33.00					
SPIKE	ANALYTICAL	9508-01428-003S	<24.9					154	200.00	75.00
STANDARD	CALIB CHK	CHECK STD	16.9			20	85.00			
PARAMETER: Chloromethane DETECTION LIMIT: 0.06 UNITS: ug/l				DATE/TIME ANALYZED: 8/10/95 8:44 METHOD REFERENCE: SW-846 5030/8260		QC BATCH NUMBER: 953422 TECHNICIAN: PSF				
BLANK	CALIB CHK	BATCH BLANK	<0.60							
DUPLICATE	ANALYTICAL	9508-01428-001D	<6.00	<6.00	41.00					
SPIKE	ANALYTICAL	9508-01428-003S	<6.00					260	200.00	129.00
STANDARD	CALIB CHK	CHECK STD	23			20	115.00			
PARAMETER: Iodomethane DETECTION LIMIT: 0.04 UNITS: ug/l				DATE/TIME ANALYZED: 8/10/95 8:44 METHOD REFERENCE: SW-846 5030/8260		QC BATCH NUMBER: 953422 TECHNICIAN: PSF				
BLANK	CALIB CHK	BATCH BLANK	<0.43							
DUPLICATE	ANALYTICAL	9508-01428-001D	<4.30	<4.30	70.00					
SPIKE	ANALYTICAL	9508-01428-003S	<4.30					111	200.00	55.00
STANDARD	CALIB CHK	CHECK STD	21			20	105.00			

STANDARD LABORATORIES, INC. 2315 Glenview Drive Evansville, IN 47720 PH (812) 424-2909 FAX (812) 424-0667

NC = Not Calculable Due To Lower Than The Detection Limit

Quality Control Acceptance Criteria:

Blanks..... Analyzed Value <= Detection Limit
 Reference Standards 100 +/- 10 Percent Recovery
 Duplicates..... 20 Percent Relative Difference, Unless Values Are Below Detection Limits
 Spikes..... 100 +/- 25 Percent Recovery

Note: Data Reported In QA Report May Be Lower Than Value On Sample Data Page Due To Dilution Of Sample Into Analytical Range

QUALITY ASSURANCE REPORT

Report Dated: 8/15/95

Page 6

JOB NUMBER: 9508-01428

CUSTOMER: Standard Laboratories, Inc. 55 ATTN: Scott Robbins

ANALYSIS				DUPLICATES		REFERENCE STANDARDS		MATRIX SPIKES		
ANALYSIS TYPE	ANALYSIS SUB-TYPE	ANALYSIS I.D.	ANALYZED VALUE (A)	DUPLICATE VALUE (B)	RPD	TRUE VALUE	PERCENT RECOVERY	ORIGINAL VALUE	SPIKE ADDED	PERCENT RECOVERY
PARAMETER: Dibromomethane DETECTION LIMIT: 0.03 UNITS: ug/l				DATE/TIME ANALYZED: 8/10/95 8:44 METHOD REFERENCE: SW-846 5030/8260		QC BATCH NUMBER: 953422 TECHNICIAN: PSF				
BLANK	CALIB CHK	BATCH BLANK	<0.28							
DUPLICATE	ANALYTICAL	9508-01428-001D	<2.80	<2.80	0.00			207	200.00	104.00
SPIKE	ANALYTICAL	9508-01428-003S	<2.80							
STANDARD	CALIB CHK	CHECK STD	20			20	100.00			
PARAMETER: Bromochloromethane DETECTION LIMIT: 0.06 UNITS: ug/l				DATE/TIME ANALYZED: 8/10/95 8:44 METHOD REFERENCE: SW-846 5030/8260		QC BATCH NUMBER: 953422 TECHNICIAN: PSF				
BLANK	CALIB CHK	BATCH BLANK	<0.59							
DUPLICATE	ANALYTICAL	9508-01428-001D	<5.90	<5.90	0.00			222	200.00	111.00
SPIKE	ANALYTICAL	9508-01428-003S	<5.90							
STANDARD	CALIB CHK	CHECK STD	21			20	105.00			
PARAMETER: Chloroethane DETECTION LIMIT: 0.68 UNITS: ug/l				DATE/TIME ANALYZED: 8/10/95 8:44 METHOD REFERENCE: SW-846 5030/8260		QC BATCH NUMBER: 953422 TECHNICIAN: PSF				
BLANK	CALIB CHK	BATCH BLANK	<6.80							
DUPLICATE	ANALYTICAL	9508-01428-001D	<68.0	<68.0	46.00			110	200.00	55.00
SPIKE	ANALYTICAL	9508-01428-003S	<68.0							
STANDARD	CALIB CHK	CHECK STD	36.2			20	181.00			
PARAMETER: Vinyl Chloride DETECTION LIMIT: 0.05 UNITS: ug/l				DATE/TIME ANALYZED: 8/10/95 8:44 METHOD REFERENCE: SW-846 5030/8260		QC BATCH NUMBER: 953422 TECHNICIAN: PSF				
BLANK	CALIB CHK	BATCH BLANK	<0.51							
DUPLICATE	ANALYTICAL	9508-01428-001D	<5.10	<5.10	0.00			174	200.00	87.00
SPIKE	ANALYTICAL	9508-01428-003S	<5.10							
STANDARD	CALIB CHK	CHECK STD	19			20	95.00			
PARAMETER: Acetonitrile DETECTION LIMIT: 0.04 UNITS: ug/l				DATE/TIME ANALYZED: 8/10/95 8:44 METHOD REFERENCE: SW-846 5030/8260		QC BATCH NUMBER: 953422 TECHNICIAN: PSF				
BLANK	CALIB CHK	BATCH BLANK	<0.35							
DUPLICATE	ANALYTICAL	9508-01428-001D	<3.50	<3.50	93.00			223	200.00	111.00
SPIKE	ANALYTICAL	9508-01428-003S	<3.50							
STANDARD	CALIB CHK	CHECK STD	25			20	125.00			
PARAMETER: Methylene chloride DETECTION LIMIT: 0.98 UNITS: ug/l				DATE/TIME ANALYZED: 8/10/95 8:44 METHOD REFERENCE: SW-846 5030/8260		QC BATCH NUMBER: 953422 TECHNICIAN: PSF				
BLANK	CALIB CHK	BATCH BLANK	18.1							
DUPLICATE	ANALYTICAL	9508-01428-001D	1810	883	69.00			3520	200.00	1326.00
SPIKE	ANALYTICAL	9508-01428-003S	868							
STANDARD	CALIB CHK	CHECK STD	36.7			20	184.00			
PARAMETER: Carbon disulfide DETECTION LIMIT: 0.02 UNITS: ug/l				DATE/TIME ANALYZED: 8/10/95 8:44 METHOD REFERENCE: SW-846 5030/8260		QC BATCH NUMBER: 953422 TECHNICIAN: PSF				
BLANK	CALIB CHK	BATCH BLANK	<0.16							
DUPLICATE	ANALYTICAL	9508-01428-001D	<1.60	<1.60	17.00			179	200.00	89.00
SPIKE	ANALYTICAL	9508-01428-003S	<1.60							
STANDARD	CALIB CHK	CHECK STD	25			20	125.00			

STANDARD LABORATORIES, INC. 2315 Glenview Drive Evansville, IN 47720 PH (812) 424-2909 FAX (812) 424-0667

NC = Not Calculable Due To Lower Than The Detection Limit

Quality Control Acceptance Criteria:

Blanks..... Analyzed Value <= Detection Limit
Reference Standards 100 +/- 10 Percent Recovery
Duplicates..... 20 Percent Relative Difference, Unless Values Are Below Detection Limits
Spikes..... 100 +/- 25 Percent Recovery

Note: Data Reported In QA Report May Be Lower Than Value On Sample Data Page Due To Dilution Of Sample Into Analytical Range

QUALITY ASSURANCE REPORT

Report Dated: 8/15/95

Page 7

JOB NUMBER: 9508-01428

CUSTOMER: Standard Laboratories, Inc. 55 ATTN: Scott Robbins

ANALYSIS				DUPLICATES		REFERENCE STANDARDS		MATRIX SPIKES		
ANALYSIS TYPE	ANALYSIS SUB-TYPE	ANALYSIS I.D.	ANALYZED VALUE (A)	DUPLICATE VALUE (B)	RPD	TRUE VALUE	PERCENT RECOVERY	ORIGINAL VALUE	SPIKE ADDED	PERCENT RECOVERY
PARAMETER: Bromoform (Tribromomethane) DETECTION LIMIT: 0.03 UNITS: ug/l				DATE/TIME ANALYZED: 8/10/95 8:44 METHOD REFERENCE: SW-846 5030/8260		QC BATCH NUMBER: 953422 TECHNICIAN: PSF				
BLANK	CALIB CHK	BATCH BLANK	<0.26							
DUPLICATE	ANALYTICAL	9508-01428-001D	<2.60	<2.60	200.00			147	200.00	74.00
SPIKE	ANALYTICAL	9508-01428-003S	<2.60			20	75.00			
STANDARD	CALIB CHK	CHECK STD	15							
PARAMETER: Bromodichloromethane DETECTION LIMIT: 0.03 UNITS: ug/l				DATE/TIME ANALYZED: 8/10/95 8:44 METHOD REFERENCE: SW-846 5030/8260		QC BATCH NUMBER: 953422 TECHNICIAN: PSF				
BLANK	CALIB CHK	BATCH BLANK	<0.28							
DUPLICATE	ANALYTICAL	9508-01428-001D	<2.80	<2.80	0.00			188	200.00	94.00
SPIKE	ANALYTICAL	9508-01428-003S	<2.80			20	95.00			
STANDARD	CALIB CHK	CHECK STD	19							
PARAMETER: 1,1-Dichloroethane DETECTION LIMIT: 0.02 UNITS: ug/l				DATE/TIME ANALYZED: 8/10/95 8:44 METHOD REFERENCE: SW-846 5030/8260		QC BATCH NUMBER: 953422 TECHNICIAN: PSF				
BLANK	CALIB CHK	BATCH BLANK	<0.16							
DUPLICATE	ANALYTICAL	9508-01428-001D	6.91	8.25	18.00			200	200.00	100.00
SPIKE	ANALYTICAL	9508-01428-003S	<1.60			20	105.00			
STANDARD	CALIB CHK	CHECK STD	21							
PARAMETER: 1,1-Dichloroethane DETECTION LIMIT: 0.04 UNITS: ug/l				DATE/TIME ANALYZED: 8/10/95 8:44 METHOD REFERENCE: SW-846 5030/8260		QC BATCH NUMBER: 953422 TECHNICIAN: PSF				
BLANK	CALIB CHK	BATCH BLANK	<0.43							
DUPLICATE	ANALYTICAL	9508-01428-001D	<4.30	<4.30	200.00			300	200.00	150.00
SPIKE	ANALYTICAL	9508-01428-003S	<4.30			20	165.00			
STANDARD	CALIB CHK	CHECK STD	33							
PARAMETER: Trichlorofluoromethane DETECTION LIMIT: 0.03 UNITS: ug/l				DATE/TIME ANALYZED: 8/10/95 8:44 METHOD REFERENCE: SW-846 5030/8260		QC BATCH NUMBER: 953422 TECHNICIAN: PSF				
BLANK	CALIB CHK	BATCH BLANK	<0.26							
DUPLICATE	ANALYTICAL	9508-01428-001D	<2.60	<2.60	0.00			28.4	200.00	14.00
SPIKE	ANALYTICAL	9508-01428-003S	<2.60			20	95.00			
STANDARD	CALIB CHK	CHECK STD	19							
PARAMETER: Dichlorodifluoromethane DETECTION LIMIT: 0.07 UNITS: ug/l				DATE/TIME ANALYZED: 8/10/95 8:44 METHOD REFERENCE: SW-846 5030/8260		QC BATCH NUMBER: 953422 TECHNICIAN: PSF				
BLANK	CALIB CHK	BATCH BLANK	<0.70							
DUPLICATE	ANALYTICAL	9508-01428-001D	<7.00	<7.00	27.00			134	200.00	65.00
SPIKE	ANALYTICAL	9508-01428-003S	<7.00			20	105.00			
STANDARD	CALIB CHK	CHECK STD	21							
PARAMETER: Pentachloroethane DETECTION LIMIT: 0.02 UNITS: ug/l				DATE/TIME ANALYZED: 8/10/95 8:44 METHOD REFERENCE: SW-846 5030/8260		QC BATCH NUMBER: 953422 TECHNICIAN: PSF				
BLANK	CALIB CHK	BATCH BLANK	<0.15							
DUPLICATE	ANALYTICAL	9508-01428-001D	<1.50	<1.50	9.00			183	200.00	92.00
SPIKE	ANALYTICAL	9508-01428-003S	<1.50			20	85.00			
STANDARD	CALIB CHK	CHECK STD	17							

STANDARD LABORATORIES, INC. 2315 Glenview Drive Evansville, IN 47720 PH (812) 424-2909 FAX (812) 424-0667

NC = Not Calculable Due To Lower Than The Detection Limit

Quality Control Acceptance Criteria:

Blanks..... Analyzed Value <= Detection Limit
 Reference Standards 100 +/- 10 Percent Recovery
 Duplicates..... 20 Percent Relative Difference, Unless Values Are Below Detection Limits
 Spikes..... 100 +/- 25 Percent Recovery

Note: Data Reported In QA Report May Be Lower Than Value On Sample Data Page Due To Dilution Of Sample Into Analytical Range

QUALITY ASSURANCE REPORT

Report Dated: 8/15/95

Page 8

JOB NUMBER: 9508-01428

CUSTOMER: Standard Laboratories, Inc. 55 ATTN: Scott Robbins

ANALYSIS				DUPLICATES		REFERENCE STANDARDS		MATRIX SPIKES		
ANALYSIS TYPE	ANALYSIS SUB-TYPE	ANALYSIS I.D.	ANALYZED VALUE (A)	DUPLICATE VALUE (B)	RPD	TRUE VALUE	PERCENT RECOVERY	ORIGINAL VALUE	SPIKE ADDED	PERCENT RECOVERY
PARAMETER: Isobutyl alcohol DETECTION LIMIT: 0.01 UNITS: ug/l				DATE/TIME ANALYZED: 8/10/95 8:44 METHOD REFERENCE: SW-846 5030/8260		QC BATCH NUMBER: 953422 TECHNICIAN: PSF				
BLANK	CALIB CHK	BATCH BLANK	2.1							
DUPLICATE	ANALYTICAL	9508-01428-001D	42.6	15.8	92.00			208	200.00	99.00
SPIKE	ANALYTICAL	9508-01428-003S	10.2			20	100.00			
STANDARD	CALIB CHK	CHECK STD	20							
PARAMETER: 1,2-Dichloropropane DETECTION LIMIT: 0.04 UNITS: ug/l				DATE/TIME ANALYZED: 8/10/95 8:44 METHOD REFERENCE: SW-846 5030/8260		QC BATCH NUMBER: 953422 TECHNICIAN: PSF				
BLANK	CALIB CHK	BATCH BLANK	<0.35							
DUPLICATE	ANALYTICAL	9508-01428-001D	<3.50	<3.50	10.00			218	200.00	109.00
SPIKE	ANALYTICAL	9508-01428-003S	<3.50			20	110.00			
STANDARD	CALIB CHK	CHECK STD	22							
PARAMETER: 2-Butanone (MEK) DETECTION LIMIT: 0.32 UNITS: ug/l				DATE/TIME ANALYZED: 8/10/95 8:44 METHOD REFERENCE: SW-846 5030/8260		QC BATCH NUMBER: 953422 TECHNICIAN: PSF				
BLANK	CALIB CHK	BATCH BLANK	<3.23							
DUPLICATE	ANALYTICAL	9508-01428-001D	35.3	<32.3	13.00			221	200.00	106.00
SPIKE	ANALYTICAL	9508-01428-003S	<32.3			20	99.00			
STANDARD	CALIB CHK	CHECK STD	19.8							
PARAMETER: 1,1,2-Trichloroethane DETECTION LIMIT: 0.02 UNITS: ug/l				DATE/TIME ANALYZED: 8/10/95 8:44 METHOD REFERENCE: SW-846 5030/8260		QC BATCH NUMBER: 953422 TECHNICIAN: PSF				
BLANK	CALIB CHK	BATCH BLANK	<0.22							
DUPLICATE	ANALYTICAL	9508-01428-001D	<2.20	<2.20	2.00			190	200.00	95.00
SPIKE	ANALYTICAL	9508-01428-003S	<2.20			20	95.00			
STANDARD	CALIB CHK	CHECK STD	19							
PARAMETER: Trichloroethene DETECTION LIMIT: 0.04 UNITS: ug/l				DATE/TIME ANALYZED: 8/10/95 8:44 METHOD REFERENCE: SW-846 5030/8260		QC BATCH NUMBER: 953422 TECHNICIAN: PSF				
BLANK	CALIB CHK	BATCH BLANK	<0.38							
DUPLICATE	ANALYTICAL	9508-01428-001D	16.3	18.8	14.00			195	200.00	97.00
SPIKE	ANALYTICAL	9508-01428-003S	<3.80			20	115.00			
STANDARD	CALIB CHK	CHECK STD	23							
PARAMETER: 1,1,2,2-Tetrachloroethane DETECTION LIMIT: 0.03 UNITS: ug/l				DATE/TIME ANALYZED: 8/10/95 8:44 METHOD REFERENCE: SW-846 5030/8260		QC BATCH NUMBER: 953422 TECHNICIAN: PSF				
BLANK	CALIB CHK	BATCH BLANK	<0.28							
DUPLICATE	ANALYTICAL	9508-01428-001D	<2.80	<2.80	22.00			201	200.00	101.00
SPIKE	ANALYTICAL	9508-01428-003S	<2.80			20	95.00			
STANDARD	CALIB CHK	CHECK STD	19							
PARAMETER: Methyl methacrylate DETECTION LIMIT: 0.04 UNITS: ug/l				DATE/TIME ANALYZED: 8/10/95 8:44 METHOD REFERENCE: SW-846 5030/8260		QC BATCH NUMBER: 953422 TECHNICIAN: PSF				
BLANK	CALIB CHK	BATCH BLANK	<0.40							
DUPLICATE	ANALYTICAL	9508-01428-001D	<4.00	<4.00	10.00			202	200.00	101.00
SPIKE	ANALYTICAL	9508-01428-003S	<4.00			20	95.00			
STANDARD	CALIB CHK	CHECK STD	19							

STANDARD LABORATORIES, INC. 2315 Glenview Drive Evansville, IN 47720 PH (812) 424-2909 FAX (812) 424-0667

NC = Not Calculable Due To Lower Than The Detection Limit

Quality Control Acceptance Criteria:

Blanks..... Analyzed Value <= Detection Limit
Reference Standards 100 +/- 10 Percent Recovery
Duplicates..... 20 Percent Relative Difference, Unless Values Are Below Detection Limits
Spikes..... 100 +/- 25 Percent Recovery

Note: Data Reported In QA Report May Be Lower Than Value On Sample Data Page Due To Dilution Of Sample Into Analytical Range

QUALITY ASSURANCE REPORT

Report Dated: 8/15/95

Page 9

JOB NUMBER: 9508-01428

CUSTOMER: Standard Laboratories, Inc. 55 ATTN: Scott Robbins

ANALYSIS				DUPLICATES		REFERENCE STANDARDS		MATRIX SPIKES		
ANALYSIS TYPE	ANALYSIS SUB-TYPE	ANALYSIS I.D.	ANALYZED VALUE (A)	DUPLICATE VALUE (B)	RPD	TRUE VALUE	PERCENT RECOVERY	ORIGINAL VALUE	SPIKE ADDED	PERCENT RECOVERY
PARAMETER: Hexachlorobutadiene DETECTION LIMIT: 0.11 UNITS: ug/l				DATE/TIME ANALYZED: 8/10/95 8:44 METHOD REFERENCE: SW-846 5030/8260		QC BATCH NUMBER: 953422 TECHNICIAN: PSF				
BLANK	CALIB CHK	BATCH BLANK	<1.06							
DUPLICATE	ANALYTICAL	9508-01428-001D	<10.6	<10.6	200.00			138	200.00	69.00
SPIKE	ANALYTICAL	9508-01428-003S	<10.6							
STANDARD	CALIB CHK	CHECK STD	19.2			20	96.00			
PARAMETER: Naphthalene DETECTION LIMIT: 0.07 UNITS: ug/l				DATE/TIME ANALYZED: 8/10/95 8:44 METHOD REFERENCE: SW-846 5030/8260		QC BATCH NUMBER: 953422 TECHNICIAN: PSF				
BLANK	CALIB CHK	BATCH BLANK	<0.68							
DUPLICATE	ANALYTICAL	9508-01428-001D	<6.80	<6.80	200.00			139	200.00	69.00
SPIKE	ANALYTICAL	9508-01428-003S	<6.80							
STANDARD	CALIB CHK	CHECK STD	15			20	75.00			
PARAMETER: o-Xylene DETECTION LIMIT: 0.04 UNITS: ug/l				DATE/TIME ANALYZED: 8/10/95 8:44 METHOD REFERENCE: SW-846 5030/8260		QC BATCH NUMBER: 953422 TECHNICIAN: PSF				
BLANK	CALIB CHK	BATCH BLANK	<0.40							
DUPLICATE	ANALYTICAL	9508-01428-001D	<4.00	<4.00	59.00			488	450.00	108.00
SPIKE	ANALYTICAL	9508-01428-003S	<4.00							
STANDARD	CALIB CHK	CHECK STD	52			45	116.00			
PARAMETER: 1,2-Dichlorobenzene DETECTION LIMIT: 0.02 UNITS: ug/l				DATE/TIME ANALYZED: 8/10/95 8:44 METHOD REFERENCE: SW-846 5030/8260		QC BATCH NUMBER: 953422 TECHNICIAN: PSF				
BLANK	CALIB CHK	BATCH BLANK	<0.17							
DUPLICATE	ANALYTICAL	9508-01428-001D	<1.70	<1.70	200.00			392	400.00	98.00
SPIKE	ANALYTICAL	9508-01428-003S	<1.70							
STANDARD	CALIB CHK	CHECK STD	40			40	100.00			
PARAMETER: 1,2-Dibromo-3-chloropropane DETECTION LIMIT: 0.26 UNITS: ug/l				DATE/TIME ANALYZED: 8/10/95 8:44 METHOD REFERENCE: SW-846 5030/8260		QC BATCH NUMBER: 953422 TECHNICIAN: PSF				
BLANK	CALIB CHK	BATCH BLANK	<2.57							
DUPLICATE	ANALYTICAL	9508-01428-001D	<25.7	<25.7	200.00			154	200.00	77.00
SPIKE	ANALYTICAL	9508-01428-003S	<25.7							
STANDARD	CALIB CHK	CHECK STD	17.0			20	85.00			
PARAMETER: 1,2,3-Trichloropropane DETECTION LIMIT: 0.19 UNITS: ug/l				DATE/TIME ANALYZED: 8/10/95 8:44 METHOD REFERENCE: SW-846 5030/8260		QC BATCH NUMBER: 953422 TECHNICIAN: PSF				
BLANK	CALIB CHK	BATCH BLANK	<1.88							
DUPLICATE	ANALYTICAL	9508-01428-001D	<18.8	<18.8	44.00			176	200.00	88.00
SPIKE	ANALYTICAL	9508-01428-003S	<18.8							
STANDARD	CALIB CHK	CHECK STD	18.0			20	90.00			
PARAMETER: Ethyl Methacrylate DETECTION LIMIT: 0.02 UNITS: ug/l				DATE/TIME ANALYZED: 8/10/95 8:44 METHOD REFERENCE: SW-846 5030/8260		QC BATCH NUMBER: 953422 TECHNICIAN: PSF				
BLANK	CALIB CHK	BATCH BLANK	<0.18							
DUPLICATE	ANALYTICAL	9508-01428-001D	<1.80	<1.80	7.00			173	200.00	87.00
SPIKE	ANALYTICAL	9508-01428-003S	<1.80							
STANDARD	CALIB CHK	CHECK STD	17			20	85.00			

STANDARD LABORATORIES, INC. 2315 Glenview Drive Evansville, IN 47720 PH (812) 424-2909 FAX (812) 424-0667

NC = Not Calculable Due To Lower Than The Detection Limit

Quality Control Acceptance Criteria:

Blanks..... Analyzed Value <= Detection Limit
Reference Standards 100 +/- 10 Percent Recovery
Duplicates..... 20 Percent Relative Difference, Unless Values Are Below Detection Limits
Spikes..... 100 +/- 25 Percent Recovery

Note: Data Reported In QA Report May Be Lower Than Value On Sample Data Page Due To Dilution Of Sample Into Analytical Range

IIT Research Institute

B-239

QUALITY ASSURANCE REPORT

Report Dated: 8/15/95

Page 10

JOB NUMBER: 9508-01428

CUSTOMER: Standard Laboratories, Inc. 55 ATTN: Scott Robbins

ANALYSIS				DUPLICATES		REFERENCE STANDARDS		MATRIX SPIKES		
ANALYSIS TYPE	ANALYSIS SUB-TYPE	ANALYSIS I.D.	ANALYZED VALUE (A)	DUPLICATE VALUE (B)	RPD	TRUE VALUE	PERCENT RECOVERY	ORIGINAL VALUE	SPIKE ADDED	PERCENT RECOVERY
PARAMETER:m+p-Xylene DETECTION LIMIT:0.06 UNITS: ug/l				DATE/TIME ANALYZED:8/10/95 8:44 METHOD REFERENCE:SW-846 5030/8260		QC BATCH NUMBER:953422 TECHNICIAN:PSF				
BLANK	CALIB CHK	BATCH BLANK	<0.58	6.81	65.00					
DUPLICATE	ANALYTICAL	9508-01428-001D	<5.80							
SPIKE	ANALYTICAL	9508-01428-003S	<5.80					852	770.00	110.00
STANDARD	CALIB CHK	CHECK STD	94			77	122.00			
PARAMETER:Bromofluorobenzene DETECTION LIMIT: UNITS:				DATE/TIME ANALYZED:8/10/95 8:44 METHOD REFERENCE:		QC BATCH NUMBER:953422 TECHNICIAN:PSF				
SURROGATE	ANALYTICAL	BATCH BLANK					93.00			
SURROGATE	ANALYTICAL	CHECK STD					94.00			
SURROGATE	ANALYTICAL	9508-01428-001					92.00			
SURROGATE	ANALYTICAL	9508-01428-001D					90.00			
SURROGATE	ANALYTICAL	9508-01428-002					93.00			
SURROGATE	ANALYTICAL	9508-01428-003					95.00			
SURROGATE	ANALYTICAL	9508-01428-003S					95.00			
PARAMETER:1,2-Dichloroethane-d4 DETECTION LIMIT: UNITS:				DATE/TIME ANALYZED:8/10/95 8:44 METHOD REFERENCE:		QC BATCH NUMBER:953422 TECHNICIAN:PSF				
SURROGATE	ANALYTICAL	BATCH BLANK					99.00			
SURROGATE	ANALYTICAL	CHECK STD					103.00			
SURROGATE	ANALYTICAL	9508-01428-001					98.00			
SURROGATE	ANALYTICAL	9508-01428-001D					99.00			
SURROGATE	ANALYTICAL	9508-01428-002					105.00			
SURROGATE	ANALYTICAL	9508-01428-003					112.00			
SURROGATE	ANALYTICAL	9508-01428-003S					113.00			
PARAMETER:Toluene-d8 DETECTION LIMIT: UNITS:				DATE/TIME ANALYZED:8/10/95 8:44 METHOD REFERENCE:		QC BATCH NUMBER:953422 TECHNICIAN:PSF				
SURROGATE	ANALYTICAL	BATCH BLANK					95.00			
SURROGATE	ANALYTICAL	CHECK STD					96.00			
SURROGATE	ANALYTICAL	9508-01428-001					92.00			
SURROGATE	ANALYTICAL	9508-01428-001D					93.00			
SURROGATE	ANALYTICAL	9508-01428-002					91.00			
SURROGATE	ANALYTICAL	9508-01428-003					91.00			
SURROGATE	ANALYTICAL	9508-01428-003S					94.00			

STANDARD LABORATORIES, INC. 2315 Glenview Drive Evansville, IN 47720 PH (812) 424-2909 FAX (812) 424-0667

NC = Not Calculable Due To Lower Than The Detection Limit

Quality Control Acceptance Criteria:

Blanks..... Analyzed Value <= Detection Limit
 Reference Standards 100 +/- 10 Percent Recovery
 Duplicates..... 20 Percent Relative Difference, Unless Values Are Below Detection Limits
 Spikes..... 100 +/- 25 Percent Recovery

Note: Data Reported In QA Report May Be Lower Than Value On Sample Data Page Due To Dilution Of Sample Into Analytical Range

In the following pages 10 figures are presented in which the concentration of several hydrocarbons and chlorinated hydrocarbons in the hot soil gas is plotted as a function of time. The total mass rate of removal for each of these as a function of time was plotted in figures given in section 7 of Volume I.

Figure B-1. Ethylbenzene in Extracted Gas
(microgram/liter)

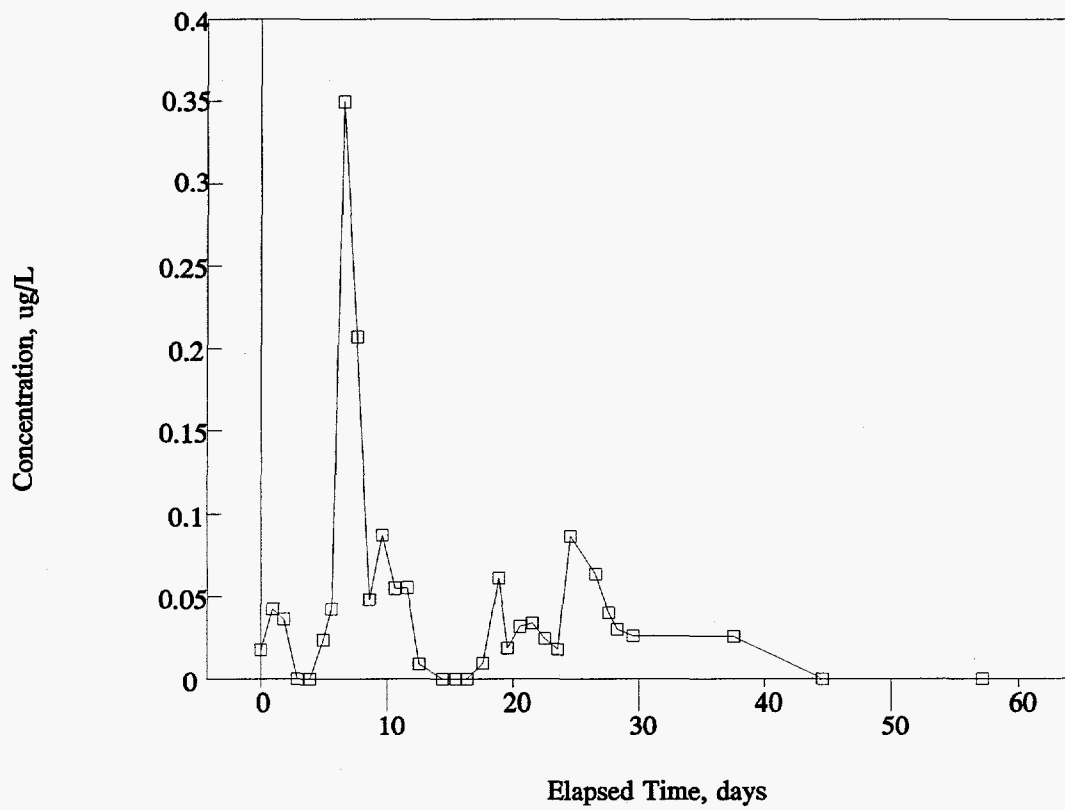


Figure B-2. Toluene in Extracted Gas
(microgram/liter)

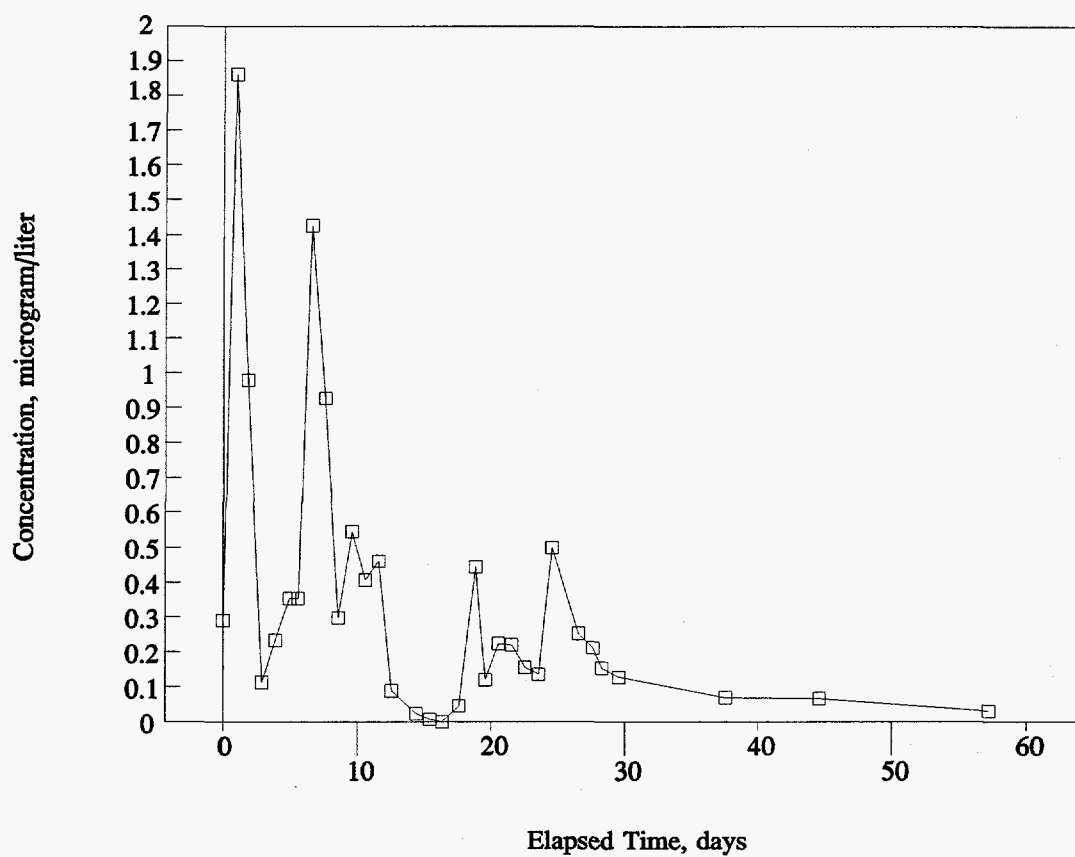


Figure B-3. o-Xylene in Extracted Gas
(microgram/liter)

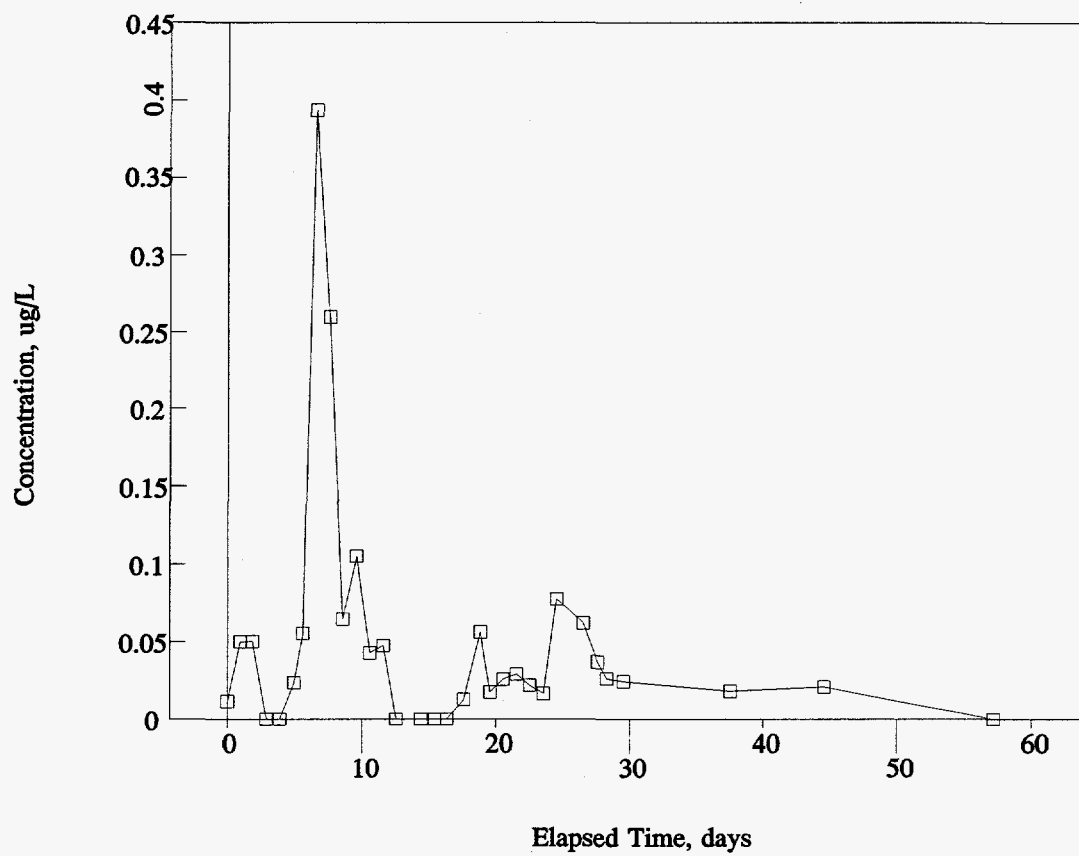


Figure B-4. m+p-Xylene in Extracted Gas
(microgram/liter)

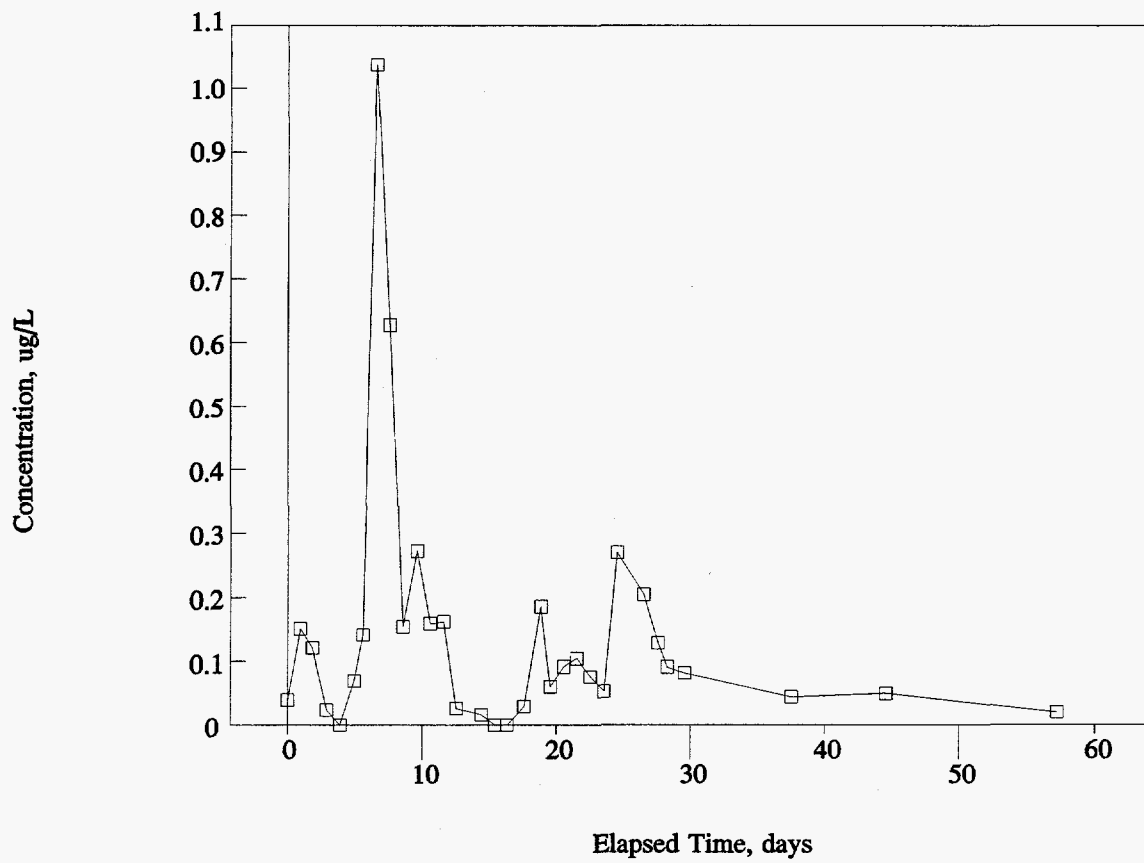


Figure B-5. 1,1-Dichloroethene in Extracted Gas
(microgram/liter)

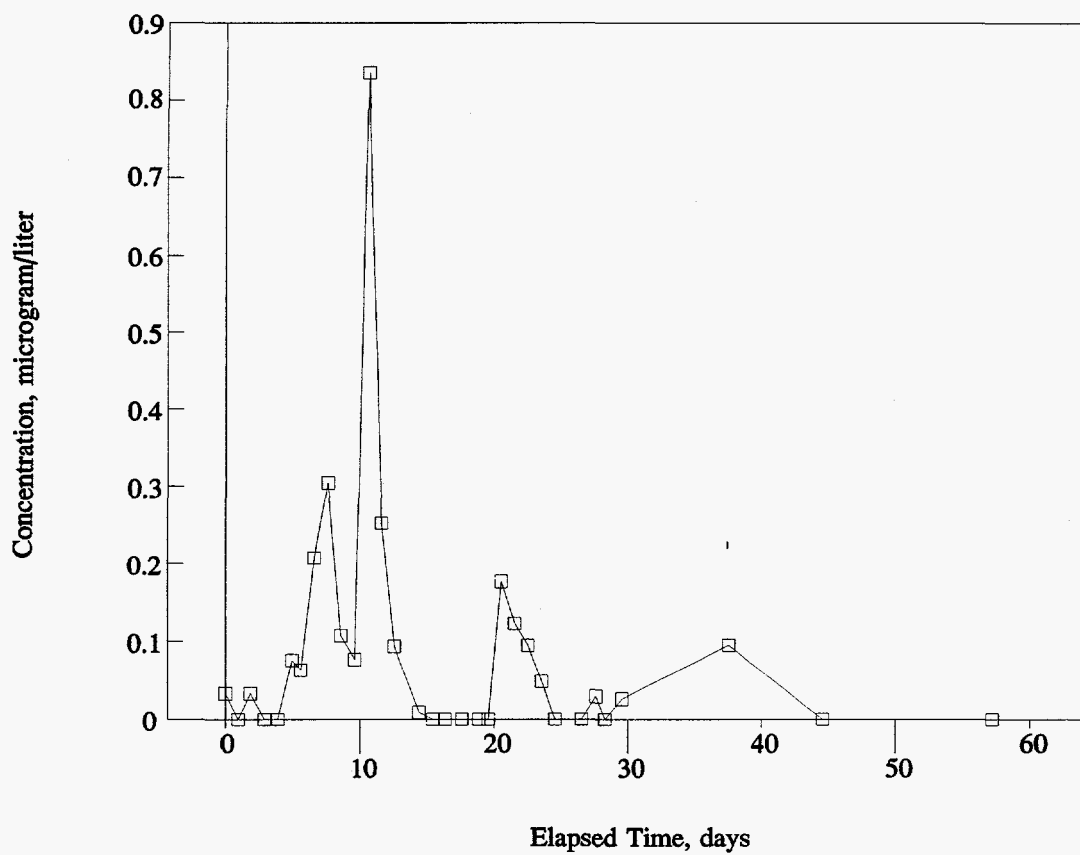


Figure B-6. 1,1-Dichloroethane in Extracted Gas
(microgram/liter)

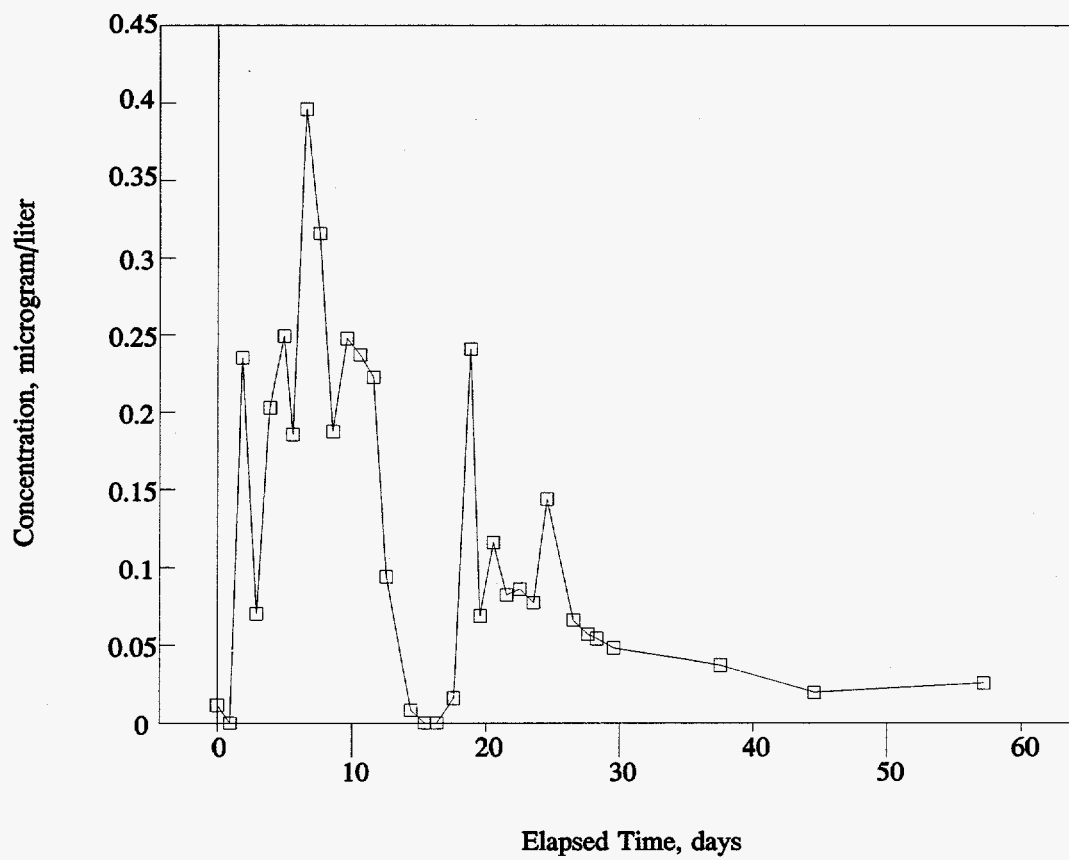


Figure B-7. 1,1,1-Trichloroethane in Extracted Gas
(microgram/liter)

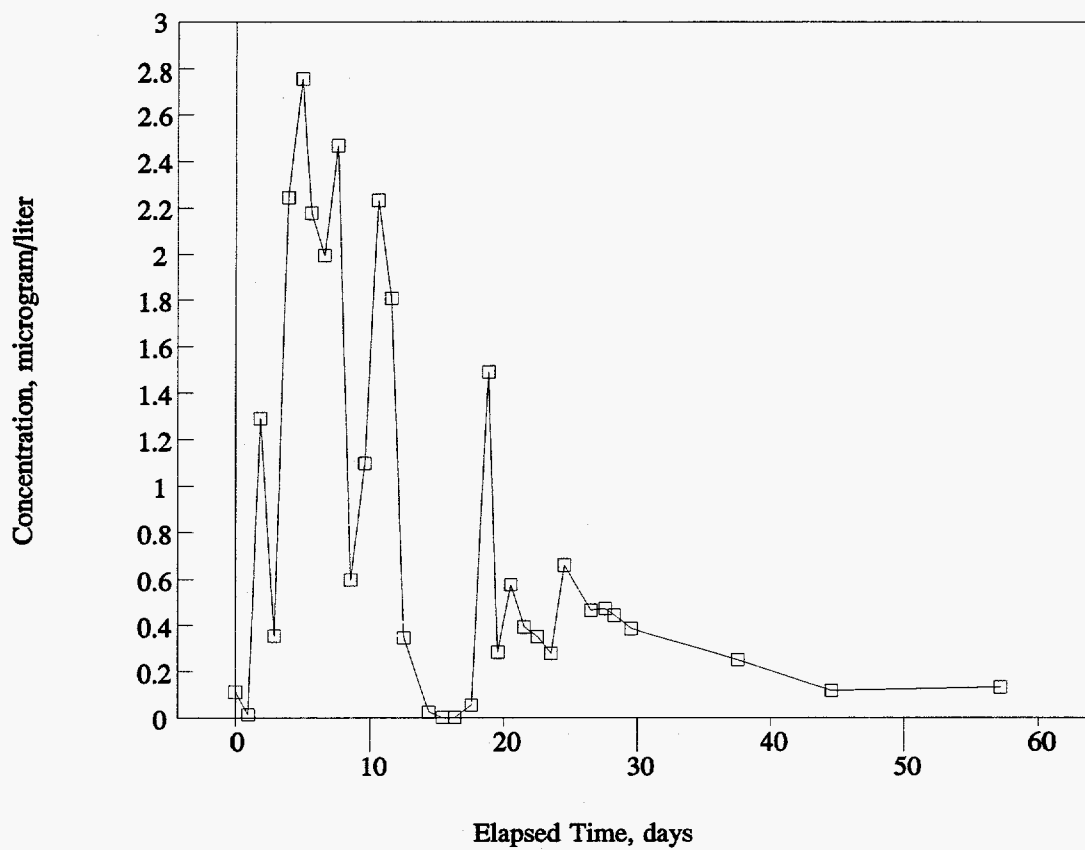


Figure B-8. 1,1,2-Trichloroethane in Extracted Gas
(microgram/liter)

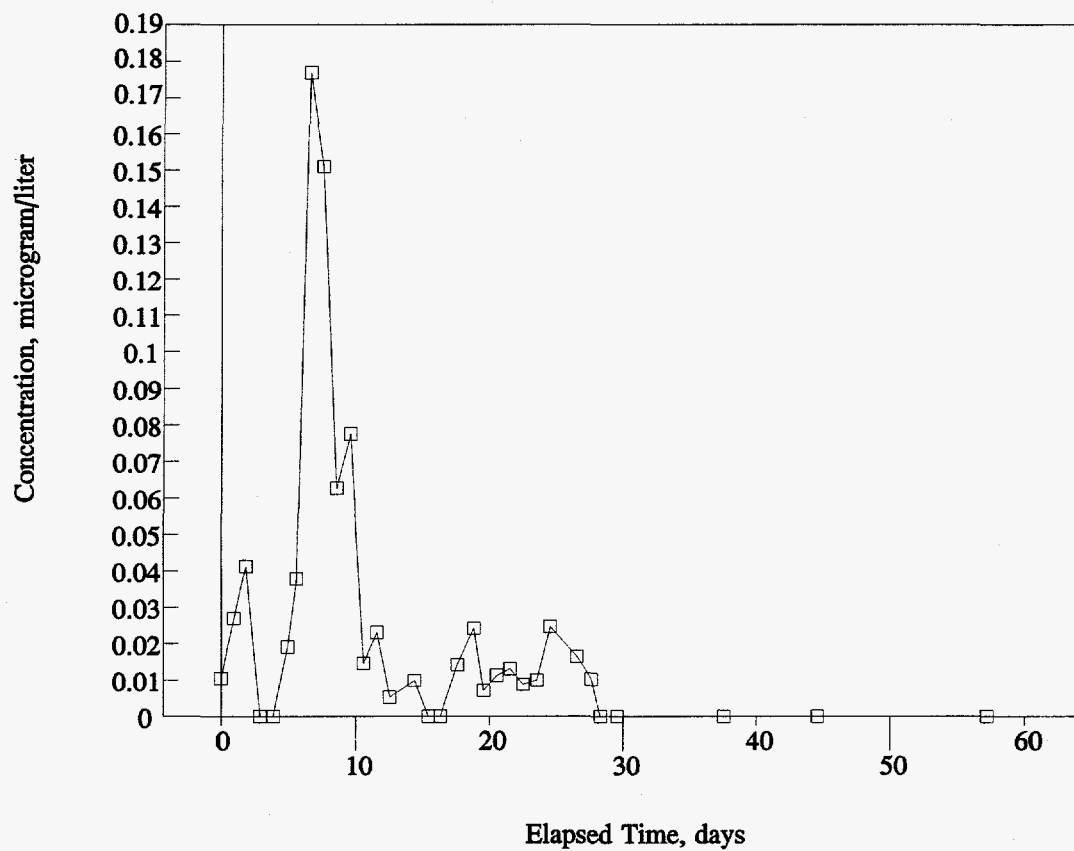


Figure B-9. Trichloroethylene in Extracted Gas
(microgram/liter)

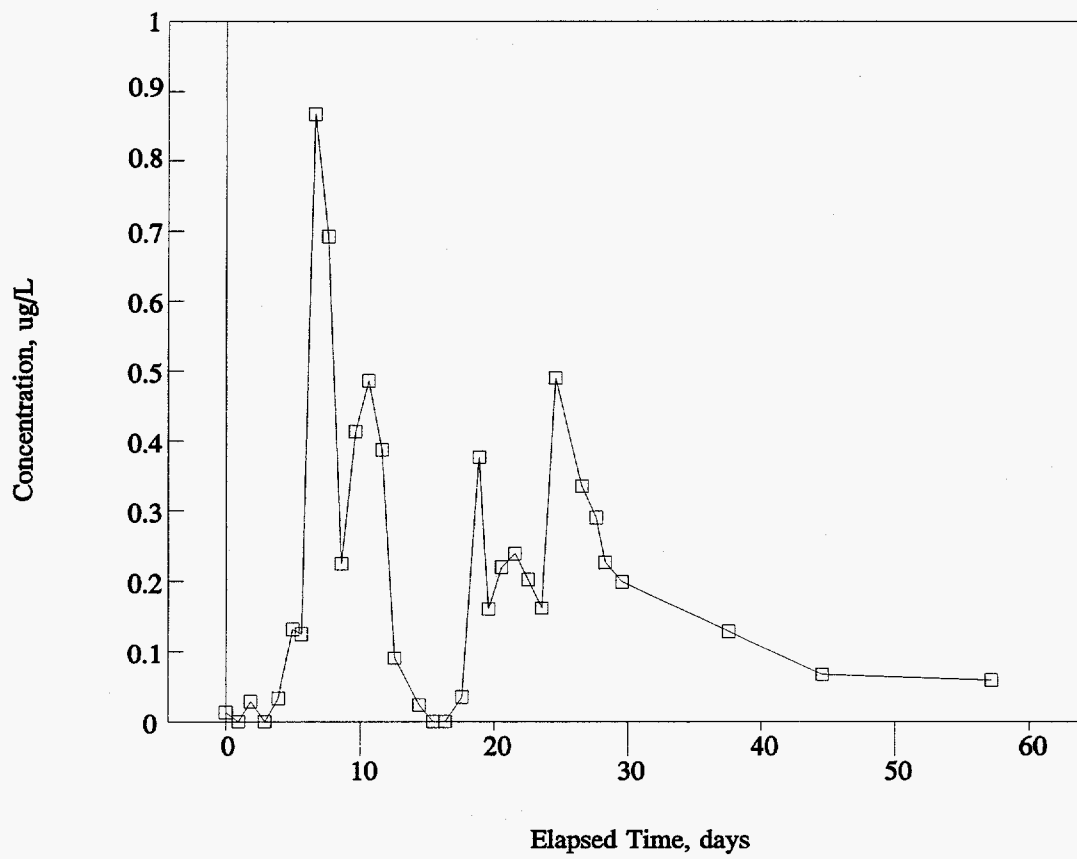
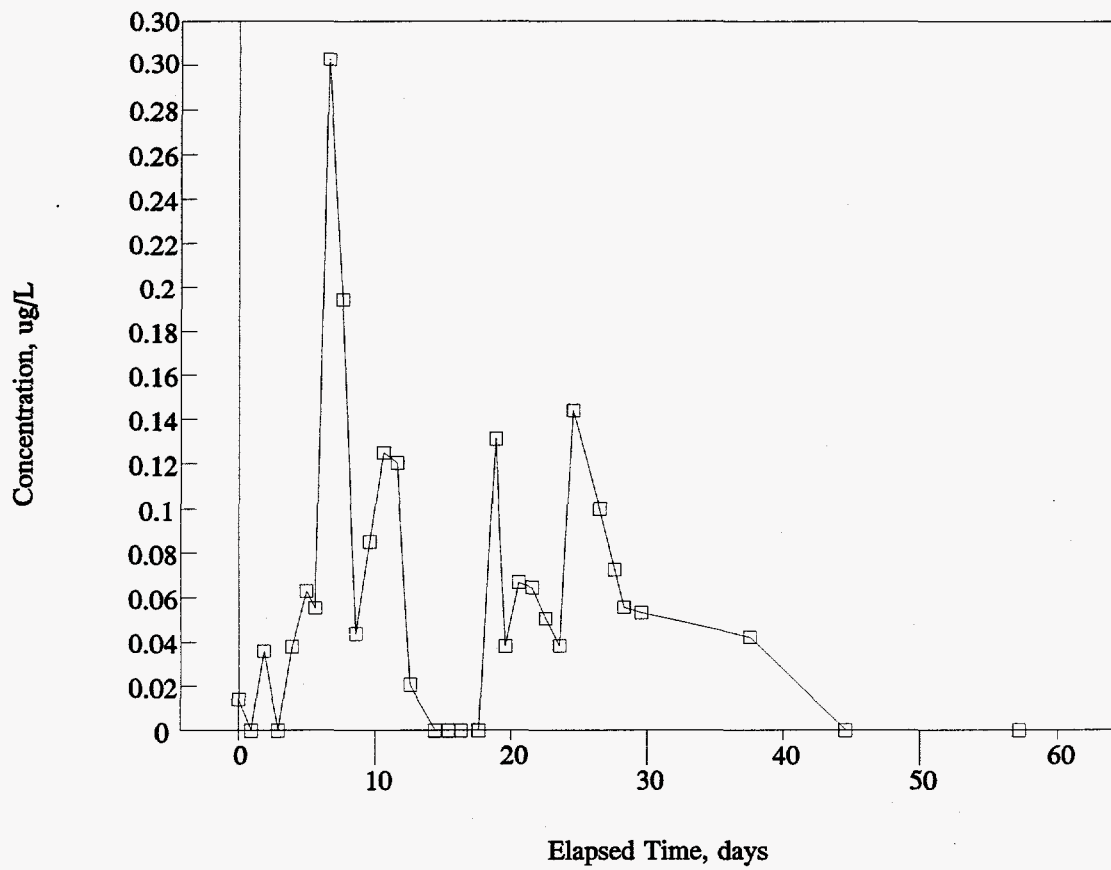


Figure B-10. Tetrachloroethene in Extracted Gas
(microgram/liter)



Appendix C

SOIL TEMPERATURE DATA

Soil temperature was measured by means of thermocouples attached to the inner walls of selected electrodes as well as by inserting thermocouple into plastic thermowells placed in boreholes. Figure C-1 is a plan view of the electrode array. This figure illustrates the electrode and thermowell numbering system which was used to identify thermocouples placed inside the electrodes and the thermowell measurement points. In the following sections temperature data tables are presented.

C.1 Temperature of Outer Electrode Row EA

Temperature of the thermocouple placed in electrode row EA is tabulated in Table C-1 as a function of elapsed time, electrode location and depth.

C.2 Temperature of Central Electrode Row EB

Temperature of the thermocouple placed in electrode row EB is tabulated in Table C-2 as a function of elapsed time, electrode location and depth.

C.3 Temperature of Outer Electrode Row EC

Temperature of the thermocouple placed in electrode row EC is tabulated in Table C-3 as a function of elapsed time, electrode location and depth.

C.4 Temperature of Thermowells

Temperature of all the thermowells was measured once every day. Table C-4 gives the thermowell temperature data. All data after July 8 are for the cool down period.

C.5 Selected Temperature Contour Plots

Contour plots of temperature in three horizontal planes located at depths of 0.5, 9 and 18 ft below ground surface are presented in Figures C-2 through C-4. All of these figures were made with data obtained at the end of the heating period of the demonstration.

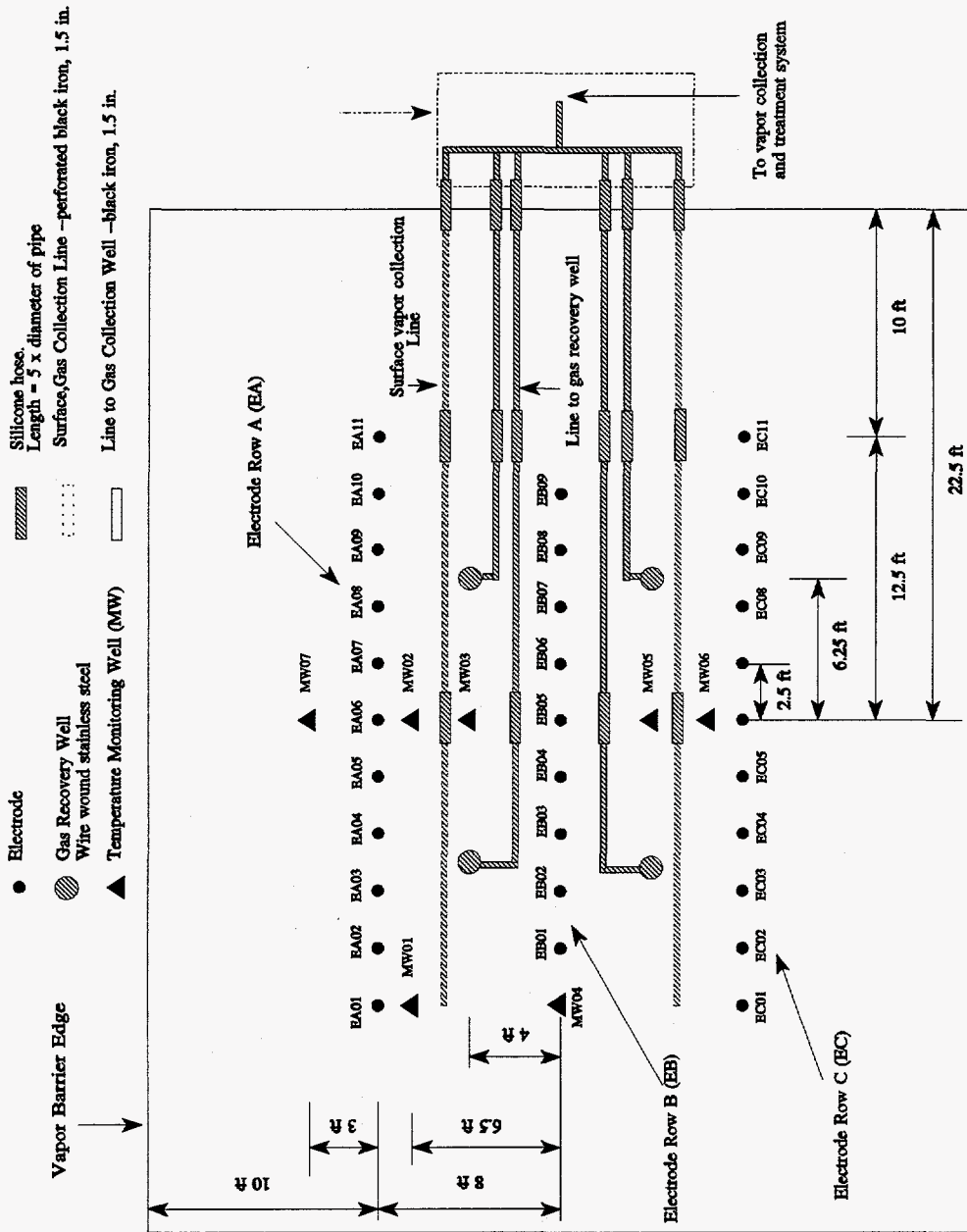


Figure C-1. Plan View of the Electrode Array
(water injection, instrumentation and power lines are not shown)

Table C-1

Temperature (degree C) in the Outer Electrode Row EA

Date	Time Elapsed (24 hr clock) Time Day		Thermocouple number														Electrode Row EA		
			A1_1 A1_2 A1_3 Electrode A1			A4_1 A4_2 A4_3 Electrode A4			A6_1 A6_2 A6_3 A6_4 Electrode A6				A10_2 A10_3 Electrode A10		Average Temperature				
			Depth, ft			Depth, ft			Depth, ft				Depth, ft		Depth				
			0.5	9	18	0.5	9	18	0.5	9	18	20	9	18	All point	to 18 ft	to 9 ft		
			MAXIMUM TEMPERATURE																
			46.8	52.4	55.3	49.9	58.1	48.3	34.1	59.5	59.1	44.3	48.9	40.3	49.2	49.7	49.7		
			AVERAGE TEMPERATURE																
			37.8	39.9	41.0	43.1	44.1	37.9	28.9	43.9	45.3	34.3	39.0	34.0					
06/13/95	2000	0.01	28.4	17.9	16	28.5	27.9	15.9	16	17.9	15.9	17.5	15.6	18.1	19.6	19.8	21.7		
06/14/95	0	0.17	29.1	17.8	16.9	29.3	28.7	16	16.1	18	16.3	17.4	15.8	18.3	20	20.2	22.1		
06/14/95	400	0.34	29.1	18.1	17.5	29.5	28.9	16.5	16.4	18.3	16.7	17.6	16.2	18.8	20.3	20.5	22.4		
06/14/95	800	0.51	29.6	19	18.6	30.2	29.6	17.5	17.4	19.2	17.8	18.5	17.3	19.8	21.2	21.4	23.2		
06/14/95	1200	0.67	29.9	19.6	19.7	30.5	29.7	18	17.7	19.4	18.5	18.8	17.9	20.5	21.7	21.9	23.5		
06/14/95	2000	1.01	30.3	18.8	19.6	31.1	29.9	17.6	17.5	19.4	18.3	18.3	18.1	20.3	21.6	21.9	23.6		
06/15/95	0	1.17	31.4	19.1	20.3	32.2	31	18.2	18	19.9	18.8	18.1	18.4	20.8	22.2	22.6	24.3		
06/15/95	400	1.34	31.7	19.5	20.9	32.7	31.6	18.6	18.3	20.4	19.6	18.8	19.4	21.3	22.7	23.1	24.8		
06/15/95	800	1.51	32.4	20.5	22.4	33.7	32.5	19.7	19.5	21.5	21	19.8	21.2	22.6	23.9	24.3	25.9		
06/15/95	1200	1.67	32.4	21	23.6	34.3	33.1	20.3	19.9	21.9	21.8	20.2	21.6	23.4	24.5	24.9	26.3		
06/15/95	400	1.34	33.2	21.7	24	35.1	33.6	20.6	20.1	22.3	22.4	20.3	23.1	23.8	25	25.4	27		
06/15/95	800	1.51	33.8	21.1	24.6	36	34.3	20.9	20.4	22.6	22.9	20.1	22.9	24	25.3	25.8	27.3		
06/15/95	1200	1.67	34.4	21.8	25.5	37	34.8	21.5	20.8	23.2	23.5	20.4	23.7	24.7	25.9	26.4	27.9		
06/16/95	400	2.34	34.8	22.2	26.7	37.8	35.6	22.3	21.6	24	24.8	20.9	25	25.5	26.8	27.3	28.7		
06/16/95	800	2.51	35.4	24.4	28.1	38.8	36.2	23.7	22.8	25.5	26.5	22.1	27	27	28.1	28.7	30		
06/16/95	1200	2.67	35.5	24.1	29.2	39.3	36.8	24.3	23.3	25.9	27.6	22.3	27.5	27.8	28.6	29.2	30.3		
06/16/95	1600	2.84	35.6	24.3	29.1	39.3	35.4	24.4	23.2	26.3	27.8	22.6	27.8	28	28.7	29.2	30.3		
06/16/95	2000	3.01	36.5	25.2	30	40.4	36.5	25	23.8	26.9	28.5	22.9	29	28.4	29.4	30	31.2		
06/17/95	0	3.17	37	25	30.7	41.2	38.3	25.5	24.2	27.6	29.5	23.3	30.1	29	30.1	30.7	31.9		
06/17/95	400	3.34	37.1	25.8	31.9	41.6	38.8	27.4	25	28.6	30.8	24	32.3	30	31.1	31.8	32.7		
06/17/95	800	3.51	37.4	27	32.9	42.3	39.2	28.5	26.1	29.9	32.3	25.1	33.2	31.2	32.1	32.7	33.6		
06/17/95	1200	3.67	37.4	27.8	33.6	42.5	39.2	28.4	26.6	30.5	33.2	24.9	32.7	32	32.4	33.1	33.8		
06/17/95	1600	3.84	37.6	28.6	33.7	42.9	39.5	28.8	26.7	31.3	33.9	26.4	34.9	32.2	33	33.6	34.5		
06/17/95	2000	4.01	37.1	28	33.3	42.8	39.2	28.6	26.2	31.2	33.6	25.4	34.9	31.7	32.7	33.3	34.2		
06/18/95	0	4.17	37.4	28.8	34	43.4	41.1	29	26.8	32.1	34.6	25.6	34.9	32.4	33.3	34	34.9		
06/18/95	400	4.34	37.3	29.4	34.6	43.5	40.2	29.8	27.3	32.9	35.4	27.6	38	33	34.1	34.7	35.5		
06/18/95	800	4.51	37.6	30.7	35.5	44.1	40.7	30.5	28.1	34.4	36.8	28.4	37.9	34	34.9	35.5	36.2		
06/18/95	1200	4.67	37.3	31.2	35.1	43.9	40.9	31.2	28.3	34.5	37.1	28.3	37.7	34.1	35	35.6	36.2		
06/18/95	1600	4.84	37.3	31.8	35.6	44.4	41	31.3	28	35	37.4	28.1	38.2	34	35.2	35.8	36.5		
06/18/95	2000	5.01	37.6	31.3	35.8	44.7	41.5	30.6	27.8	35.3	37.6	27.6	38.2	33.9	35.2	35.8	36.6		

Table C-1

Temperature (degree C) in the Outer Electrode Row EA

Date	Time Elapsed (24 hr clock) Time Day		Thermocouple number														Electrode Row EA		
			A1_1 A1_2 A1_3 Electrode A1			A4_1 A4_2 A4_3 Electrode A4			A6_1 A6_2 A6_3 A6_4 Electrode A6				A10_2 A10_3 Electrode A10		Average Temperature				
			Depth, ft			Depth, ft			Depth, ft				Depth, ft		Depth				
			0.5	9	18	0.5	9	18	0.5	9	18	20	9	18	All point	to 18 ft	to 9 ft		
MAXIMUM TEMPERATURE																			
			46.8	52.4	55.3	49.9	58.1	48.3	34.1	59.5	59.1	44.3	48.9	40.3	49.2	49.7	49.7		
AVERAGE TEMPERATURE																			
			37.8	39.9	41.0	43.1	44.1	37.9	28.9	43.9	45.3	34.3	39.0	34.0					
06/19/95	0	5.17	37.9	32.4	36.4	45.4	43.3	31.4	28.3	36.3	38.6	27.9	38.2	34.4	35.9	36.6	37.4		
06/19/95	400	5.34	37.8	32.9	37	45.6	43.4	32.6	28.6	36.9	39.3	29.3	39	34.6	36.4	37.1	37.7		
06/19/95	800	5.51	38.1	34.8	37.7	46.2	42	33.5	29.1	37.8	40.4	30.3	40	35.3	37.1	37.7	38.3		
06/19/95	1200	5.67	38.2	35.4	38.2	46.5	43.5	34.9	29.3	38.8	41.2	29.7	39.6	35.5	37.6	38.3	38.7		
06/19/95	1600	5.84	38.4	35.8	38.4	46.8	43.7	35.4	29.4	39.8	41.9	30	39.6	35.7	37.9	38.6	39.1		
06/19/95	2000	6.01	38.4	34.5	38.5	47.3	43.8	34.5	28.9	40.1	42.3	30.9	38.7	35.3	37.8	38.4	38.8		
06/20/95	0	6.17	38.6	35.9	39.1	47.7	43.9	35.2	28.9	41.1	43.1	31.4	38.9	35.3	38.3	38.9	39.3		
06/20/95	400	6.34	38.6	36.9	38.7	48.1	44.4	35.6	28.9	41.7	43.5	31.4	38.8	35.4	38.5	39.2	39.7		
06/20/95	800	6.51	37.5	37.1	36.9	48.5	44.1	35.6	28.9	42.1	42.7	31.9	38.8	35.3	38.3	38.9	39.6		
06/20/95	1200	6.67	38.4	37.6	36.5	47	44	35.8	28.8	42.2	42.5	32.3	39	35.1	38.3	38.8	39.6		
06/20/95	1600	6.84	37.1	36.9	35.2	46.1	43.1	34.7	27.8	41.5	41.5	31.7	37.9	33.7	37.3	37.8	38.6		
06/21/95	0	7.17	36.5	37.3	36.9	45.9	43.4	35.1	27.6	41.8	42.1	32.2	38	33.4	37.5	38	38.6		
06/21/95	400	7.34	36.3	37.4	35.2	45.7	43.4	35	27.5	41.6	41.4	32.3	37.6	33.1	37.2	37.6	38.5		
06/21/95	800	7.51	36.8	38	36.4	46.1	43.9	35.5	28	42.2	42.2	33	38	33.6	37.8	38.2	39		
06/21/95	1200	7.67	36.8	38.4	37	46	43.9	35.6	27.9	42.2	42.2	33.2	38.2	33.5	37.9	38.3	39		
06/21/95	1600	7.84	35.8	37.6	35.5	45	43.1	35	27.2	41.7	41.6	32.5	37.5	32.7	37.1	37.5	38.3		
06/21/95	2000	8.01	35.7	37.9	35.7	44.7	42.9	35	27.1	41.8	41.8	32.7	37.6	32.6	37.1	37.5	38.3		
06/22/95	0	8.17	35.6	37.8	35.4	44.3	42.6	34.9	27	41.8	41.4	32.8	37.3	32.4	37	37.3	38.1		
06/22/95	400	8.34	35.3	37.9	36	44	42.6	35.1	27	41.8	41.7	32.8	37.4	32.4	37	37.4	38		
06/22/95	800	8.51	35.5	38.7	36.6	44.1	42.7	35.6	27.4	42.2	42.3	33.4	37.7	32.7	37.4	37.8	38.3		
06/22/95	1200	8.67	35.7	38.9	36.7	44	42.5	35.9	27.8	42.5	42.6	33.6	37.9	33	37.6	38	38.5		
06/22/95	1600	8.84	35.3	38.7	37.5	43.6	42	35.6	27.7	42.1	42.9	33.5	37.5	32.9	37.5	37.8	38.1		
06/22/95	2000	9.01	35.3	38.5	38.4	43.8	42.3	36.1	27.9	42.5	43.4	33.4	37.9	33	37.7	38.1	38.3		
06/23/95	0	9.17	35.4	39	39.6	43.7	42.5	36.8	28.3	42.8	44.3	33.2	38.1	33.7	38.1	38.6	38.5		
06/23/95	400	9.34	35.7	39.6	40.5	44	43.3	37.7	29.4	43.5	45.3	33.7	37.9	34.8	38.8	39.2	39		
06/23/95	800	9.51	36.4	40.2	41	44.1	42.9	38.3	29.6	43.9	46.2	34.2	39.1	35.3	39.3	39.7	39.4		
06/23/95	1200	9.67	37	40.8	41.9	44.7	43.4	39	30.3	44.5	47	35.4	40.1	35.7	40	40.4	40.1		
06/23/95	1600	9.84	35.2	39.5	39.6	42.8	41.8	37.4	28.4	43.1	45.5	33.5	38	33.6	38.2	38.6	38.4		
06/23/95	2000	10.01	35.5	40.3	40.2	43.4	42.4	38.3	29.1	44	46.3	34.3	39.2	34.2	38.9	39.4	39.1		

Table C-1

Temperature (degree C) in the Outer Electrode Row EA

Date	Time Elapsed (24 hr clock) Time Day		Thermocouple number														Electrode Row EA		
			A1_1 A1_2 A1_3 Electrode A1			A4_1 A4_2 A4_3 Electrode A4			A6_1 A6_2 A6_3 A6_4 Electrode A6				A10_2 A10_3 Electrode A10		Average Temperature				
			Depth, ft			Depth, ft			Depth, ft				Depth, ft		Depth				
			0.5	9	18	0.5	9	18	0.5	9	18	20	9	18	All point	to 18 ft	to 9 ft		
MAXIMUM TEMPERATURE																			
			46.8	52.4	55.3	49.9	58.1	48.3	34.1	59.5	59.1	44.3	48.9	40.3	49.2	49.7	49.7		
AVERAGE TEMPERATURE																			
			37.8	39.9	41.0	43.1	44.1	37.9	28.9	43.9	45.3	34.3	39.0	34.0					
06/24/95	0	10.17	35.3	40.5	40.4	43.4	42.3	38.3	29.1	44.2	46.3	34.5	39.3	34.2	39	39.4	39.2		
06/24/95	400	10.34	35.3	40.9	42.8	43.5	42.4	39.4	29.4	44.6	48	34.5	40.8	34.4	39.7	40.1	39.6		
06/24/95	800	10.51	35.3	41.1	41.6	43.3	42.1	39.4	29.7	45	47.8	35.2	40.6	34.7	39.7	40.1	39.6		
06/24/95	1200	10.67	35.6	41.6	42.4	43.7	42.4	39.6	30.1	45.2	48	35.7	40.7	35	40	40.4	39.9		
06/24/95	1600	10.84	35	41.4	42.2	42.7	41.8	39.5	29.6	45	48.4	35.2	40.7	34.6	39.7	40.1	39.5		
06/24/95	2000	11.01	35	41.7	42.4	42.8	41.8	40	29.5	45.3	48.4	34.9	40.5	34.5	39.8	40.2	39.5		
06/25/95	0	11.17	35	41.5	41.5	42.6	41.8	39.7	29.4	45.3	48.1	35.3	40.6	34.3	39.6	40	39.5		
06/25/95	400	11.34	35.1	41.7	44.7	42.8	42	40.2	29.9	45.9	49.4	35.7	41.2	34.8	40.3	40.7	39.8		
06/25/95	800	11.51	35.3	42.5	42.9	42.7	42.2	40.9	30.4	46.6	49.5	36.3	41.5	35.3	40.5	40.9	40.2		
06/25/95	1200	11.67	35.5	42.9	43.1	42.8	42.1	40.9	30.5	46.4	49.4	36.6	41.5	35.5	40.6	41	40.2		
06/25/95	1600	11.84	34.6	42.4	42.9	41.9	41.2	40.4	29.9	46	49	35.9	40.9	34.6	40	40.3	39.5		
06/25/95	2000	12.01	34.4	42.1	42.6	41.9	41.1	40.4	29.7	46	48.9	35.7	40.6	34.4	39.8	40.2	39.4		
06/26/95	0	12.17	34.4	42.3	42.2	41.8	41.1	40.4	29.7	46.1	48.7	35.8	40.5	34.4	39.8	40.1	39.4		
06/26/95	400	12.34	34.5	42.4	42.6	41.8	41.2	40.6	29.8	46.3	48.8	36.1	40.6	34.6	39.9	40.3	39.5		
06/26/95	800	12.51	35	43.4	44.8	42.2	41.6	41.7	30.7	47.1	50.3	36.8	41.5	35.4	40.9	41.2	40.2		
06/26/95	1200	12.67	34.7	43.5	44	42	41.3	41.6	30.5	47.1	50.1	36.9	41.6	35.3	40.7	41.1	40.1		
06/26/95	1600	12.84	33.4	42.3	42.1	40.6	40	40.4	29.2	46.1	48.8	35.6	40.3	34	39.4	39.7	38.8		
06/26/95	2000	13.01	33.7	42.9	41.7	41	40.4	40.7	29.6	46.6	48.7	36.2	40.5	34.4	39.7	40	39.2		
06/27/95	0	13.17	33.6	43	41.5	40.9	40.3	40.8	29.7	46.7	48.4	36.4	40.4	34.4	39.7	40	39.2		
06/27/95	400	13.34	33.8	43.1	43.3	41.1	40.5	41	30	46.9	49	36.5	40.4	34.7	40	40.3	39.4		
06/27/95	800	13.51	34	43.8	47.3	41.5	40.7	42.2	30.6	47.8	51.5	37.3	42.9	35.2	41.2	41.6	40.2		
06/27/95	1200	13.67	34.4	44.3	45.7	41.7	40.8	42.4	31	48	51.4	37.8	42.7	35.7	41.3	41.6	40.4		
06/27/95	1600	13.84	33.7	43.8	44.4	41.1	40	41.9	30.2	47.5	50.8	37.2	41.9	34.9	40.6	40.9	39.7		
06/27/95	2000	14.01	33.9	43.6	44.4	41.3	40.2	41.8	30.2	47.6	50.4	37.1	41.6	34.9	40.6	40.9	39.8		
06/28/95	0	14.17	33.9	43.6	43.4	41.1	40.2	41.5	30.1	47.6	50	37.2	41.4	34.8	40.4	40.7	39.7		
06/28/95	400	14.34	34.1	44	44.3	41	40.4	42.1	30.3	47.8	50.4	37.2	41.6	35	40.7	41	39.9		
06/28/95	800	14.51	34.8	44.6	45.3	41.7	41	42.8	31.1	48.8	51.3	38.2	42.4	35.9	41.5	41.8	40.6		
06/28/95	1200	14.67	33.2	43.4	43.1	40.4	39.5	41.3	29.9	47.3	49.6	37.3	41.1	34.7	40.1	40.3	39.3		
06/28/95	1600	14.84	34	44.5	44.3	40.8	39.9	42.1	30.4	48	50.7	37.4	41.7	35.3	40.8	41.1	39.9		
06/28/95	2000	15.01	33.5	44.1	44.4	40.6	39.8	42	30.1	48.1	50.5	37.3	41.6	34.8	40.6	40.9	39.7		

Table C-1
Temperature (degree C) in the Outer Electrode Row EA

Date	Time Elapsed (24 hr clock) Time Day		Thermocouple number													Electrode Row EA		
			A1_1 A1_2 A1_3 Electrode A1			A4_1 A4_2 A4_3 Electrode A4			A6_1 A6_2 A6_3 A6_4 Electrode A6				A10_2 A10_3 Electrode A10		Average Temperature			
			Depth, ft			Depth, ft			Depth, ft				Depth, ft		Depth			
			0.5	9	18	0.5	9	18	0.5	9	18	20	9	18	All point	to 18 ft	to 9 ft	
			MAXIMUM TEMPERATURE															
			46.8	52.4	55.3	49.9	58.1	48.3	34.1	59.5	59.1	44.3	48.9	40.3	49.2	49.7	49.7	
			AVERAGE TEMPERATURE															
			37.8	39.9	41.0	43.1	44.1	37.9	28.9	43.9	45.3	34.3	39.0	34.0				
06/29/95	0	15.17	33.8	44.1	46.8	39.4	40	42.1	30.1	47.8	51.2	37	41.6	34.8	40.7	41	39.5	
06/29/95	400	15.34	33.9	44.3	45.2	39.5	40.1	42.3	30.2	48.2	50.8	37.4	41.7	35	40.7	41	39.7	
06/29/95	800	15.51	34.1	44.9	47.5	39.3	40.4	43	30.8	48.9	52	37.9	42.5	35.5	41.4	41.7	40.1	
06/29/95	1200	15.67	33	43.9	45	39.2	39.1	41.6	29.7	47.6	50.4	37.2	41.3	34.4	40.2	40.5	39.1	
06/29/95	1600	15.84	33.7	44.8	45	40.2	39.7	42.4	30.4	48.6	51.2	37.9	42.1	35.1	40.9	41.2	39.9	
06/29/95	2000	16.01	33.5	44.5	45	40.4	39.7	42.5	30.2	48.7	51.2	37.8	42	34.9	40.9	41.2	39.9	
06/30/95	0	16.17	34.2	44.8	45.8	40.9	40.3	42.6	30.6	49	51.6	38.2	42.1	35.3	41.3	41.5	40.3	
06/30/95	400	16.34	34.5	45	45.4	41	40.4	42.6	30.7	49	51.3	38.1	42	35.5	41.3	41.6	40.4	
06/30/95	800	16.51	35	45.2	46.4	41.1	40.8	43.3	30.9	49.3	51.7	37.6	42.3	36.1	41.6	42	40.7	
06/30/95	1200	16.67	35.5	45.6	46.1	41.2	40.8	43.5	31.2	49.5	52	38.5	42.5	36.6	41.9	42.2	40.9	
06/30/95	1600	16.84	35.3	44.4	44.3	40.2	40	42.3	30	48.4	50.5	37.3	41	35.4	40.8	41.1	39.9	
06/30/95	2000	17.01	35	45.3	45	40.8	39.6	42.7	30.2	48.9	50.6	37.7	41.1	35.6	41	41.3	40.1	
07/01/95	0	17.17	35.3	45.3	46.4	41.7	41.3	43.4	31.1	49.8	51.8	38.8	42.4	36.3	42	42.2	41	
07/01/95	400	17.34	36.3	45.7	47	41.8	42.7	43.8	31.4	50.2	52.4	38.9	43	36.5	42.5	42.8	41.6	
07/01/95	800	17.51	37.3	45.9	46.1	42.2	44.1	43.8	31.4	50.2	52.1	38.9	42.6	36.6	42.6	42.9	41.9	
07/01/95	1200	17.67	37.9	46.1	47.2	42.8	45	43.9	31.4	50.2	52.4	39.2	42.8	36.7	43	43.3	42.3	
07/01/95	1600	17.84	37.7	45.2	46	42.7	45.8	43.1	30.8	50	51.7	38.5	42	35.9	42.4	42.8	42	
07/01/95	2000	18.01	38.9	46.1	48.3	44.1	47.7	44.1	31.5	50.9	52.9	39	43	36.5	43.6	44	43.2	
07/02/95	0	18.17	39.8	47.4	49.6	45	48.1	44.5	31.7	52	54.1	39.6	44.9	36.8	44.5	44.9	44.1	
07/02/95	400	18.34	41.1	46.9	52.3	45.7	49.1	45.2	32.1	52.9	56	40.3	47	37.3	45.5	46	45	
07/02/95	800	18.51	42.3	47.9	49.7	45.4	51.8	45.6	32.4	52.8	55.4	40.4	45.7	37.7	45.6	46	45.5	
07/02/95	1200	18.67	41.8	46.9	47.9	44.5	52.4	44.7	31.4	51.8	54.1	39.6	44.5	36.9	44.7	45.2	44.8	
07/02/95	1600	18.84	42.6	46.7	49.2	45.5	53.5	44.7	31.5	52.3	54.8	39.6	44.7	36.9	45.2	45.7	45.3	
07/02/95	2000	19.01	44.1	47.1	48.3	46.3	55.9	45.1	31.9	52.7	54.5	40	44.7	37.5	45.7	46.2	46.1	
07/03/95	0	19.17	44	47.5	48.4	46.6	56.5	45.1	32	52.9	54.5	40.1	44.7	37.4	45.8	46.3	46.3	
07/03/95	400	19.34	44.7	47.8	48.5	46.8	56	45.3	32.1	53.2	54.6	40.3	45	37.6	46	46.5	46.5	
07/03/95	800	19.51	45.3	48.4	50.8	47.2	55.7	46.1	32.7	53.8	55.9	40.8	45.9	38.1	46.7	47.3	47	
07/03/95	1200	19.67	45.2	48.1	49.3	46.5	54.1	45.7	32.1	53.1	55.1	40.2	45.1	37.8	46	46.6	46.3	
07/03/95	1600	19.84	45.7	48.2	48.2	46.6	54.5	45.4	32.2	53.3	54.6	40.3	44.8	37.8	46	46.5	46.5	
07/03/95	2000	20.01	45.2	48.1	48.7	47	55.3	45.3	32	53.4	54.5	40.3	44.7	37.5	46	46.5	46.5	

Table C-1

Temperature (degree C) in the Outer Electrode Row EA

Date	Time Elapsed (24 hr clock) Time Day		Thermocouple number													Electrode Row EA		
			A1_1 A1_2 A1_3 Electrode A1			A4_1 A4_2 A4_3 Electrode A4			A6_1 A6_2 A6_3 A6_4 Electrode A6				A10_2 A10_3 Electrode A10		Average Temperature			
			Depth, ft			Depth, ft			Depth, ft				Depth, ft		Depth			
			0.5	9	18	0.5	9	18	0.5	9	18	20	9	18	All point	to 18 ft	to 9 ft	
MAXIMUM TEMPERATURE																		
			46.8	52.4	55.3	49.9	58.1	48.3	34.1	59.5	59.1	44.3	48.9	40.3	49.2	49.7	49.7	
AVERAGE TEMPERATURE																		
			37.8	39.9	41.0	43.1	44.1	37.9	28.9	43.9	45.3	34.3	39.0	34.0				
07/04/95	0	20.17	45	48	49.7	47.1	55.4	45.3	31.9	53.5	54.9	40.6	45	37.4	46.1	46.6	46.5	
07/04/95	400	20.34	45.4	49.1	49.7	47.3	54.9	46.3	32.5	54	55.2	40.7	45.2	37.9	46.5	47	46.9	
07/04/95	800	20.51	46.1	49.2	50.4	47.5	54.2	46.4	32.8	54.4	56	41.4	45.9	38.4	46.9	47.4	47.1	
07/04/95	1200	20.67	45.9	48.8	49.8	47.2	53.5	46.1	32.5	54.4	55.6	41.1	45.3	38.2	46.5	47	46.8	
07/04/95	1600	20.84	46.8	49.3	48.8	47.2	53.8	46.2	32.6	54.5	55.2	41.3	45.2	38.4	46.6	47.1	47.1	
07/04/95	2000	21.01	46.1	49.3	49.7	47.5	54.4	45.9	32.4	54.5	55.2	41.1	45.1	38.1	46.6	47.1	47.1	
07/05/95	0	21.17	46.4	49.1	48.8	47.2	55	46	32.4	54.7	55	41.2	45	38	46.6	47	47.1	
07/05/95	400	21.34	46.3	49.4	49.6	47.5	56.9	46.1	32.5	54.8	55.2	41.6	45.3	38.1	46.9	47.4	47.5	
07/05/95	800	21.51	46.1	49.6	49.3	47.6	56.9	46.3	32.8	54.9	55.2	41.8	45.5	38.4	47.1	47.5	47.6	
07/05/95	1200	21.67	45.8	49.4	48.8	47.6	56.5	45.9	32.4	54.7	54.8	41.6	45.2	38.1	46.7	47.2	47.4	
07/05/95	1600	21.84	45.8	49.8	48.2	47.4	56.8	45.8	32.6	54.8	54.6	41.7	45.4	38.2	46.8	47.2	47.5	
07/05/95	2000	22.01	45.5	49.5	49	47.8	57.7	45.8	32.3	55	54.9	41.5	45.1	38	46.8	47.3	47.6	
07/06/95	0	22.17	45.6	49.5	48.5	47.8	57.7	45.8	32.4	55.1	54.6	41.6	44.9	37.9	46.8	47.3	47.6	
07/06/95	400	22.34	45.7	49.8	48.8	47.9	57.2	46	32.5	55.4	54.8	41.9	45.6	38.2	47	47.4	47.7	
07/06/95	800	22.51	45.7	49.9	49.3	48.2	57	46.2	32.9	55.8	55.1	42.3	45.5	38.5	47.2	47.6	47.8	
07/06/95	1200	22.67	44.2	48.8	49.1	46.9	55	45.1	31.7	54.8	54.2	41.4	44.5	37.5	46.1	46.5	46.6	
07/06/95	1600	22.84	45.2	50.1	50	47.9	55.1	46.1	32.8	56	55.3	42.5	46.3	38.4	47.2	47.6	47.6	
07/06/95	2000	23.01	45	49.8	49.6	47.8	54.8	45.9	32.5	55.9	55	42.3	45.5	38.2	46.9	47.3	47.3	
07/07/95	0	23.17	45.1	49.8	48.6	47.2	53.9	45.8	32.4	55.9	54.6	42.2	45.2	38.1	46.6	47	47.1	
07/07/95	400	23.34	45.3	50.1	50.3	47.7	54	46.2	32.9	56.5	55.3	42.6	44.6	38.7	47	47.4	47.3	
07/07/95	800	23.51	46.1	51.3	54.1	48.8	53.3	47.8	34.1	58	57.6	43.3	47.4	40.3	48.5	49	48.4	
07/07/95	1200	23.67	45.1	50.3	55.3	48.5	51.3	46.7	33.2	58	58.5	44.1	48.9	39.6	48.3	48.7	47.9	
07/07/95	1600	23.84	46.3	52.1	54	49.9	52.2	48.3	34.1	59.3	59.1	43.9	48.8	40.3	49	49.5	49	
07/07/95	2000	24.01	45.9	51.4	51.5	49.6	54.7	47.4	33.3	58.9	57.6	43.2	47.3	39.7	48.4	48.8	48.7	
07/08/95	0	24.17	45.9	51.5	53.6	49.2	58	47.6	33.7	59.1	58.3	43.5	48	39.7	49	49.5	49.3	
07/08/95	400	24.34	46.3	52	51.4	49.2	58	47.7	33.7	59.1	57.9	43.7	47.6	39.8	48.9	49.3	49.4	
07/08/95	800	24.51	46.7	52.4	51.8	49.4	58.1	48.1	34.1	59.5	58	44.3	47.9	40.3	49.2	49.7	49.7	

Table C-2

Temperature (degree C) in the Center Row of Electrodes, Row EB

Date	Time Elapsed (24 hr Clock) Time Day		Thermocouple Number												Electrode Row EB Average Temperature Depth		
			B1_1 B1_2 B1_3 Electrode B1			B3_1 B3_3 Electrode B2		B5_1 B5_2 B5_3 Electrode B5			B7_1 B7_3 Electrode B7		B9_1 B9_2 B9_3 Electrode B9				
			Depth, ft			Depth, ft		Depth, ft			Depth, ft		Depth, ft				
			0.5	9	18	0.5	18	0.5	9	18	0.5	18	0.5	9			18
MAXIMUM TEMPERATURE																	
			113.8	127.8	147.1	182.2	111.7	151.2	120	110.6	106.6	108.1	108	105.7	203.6	124.7	118.6
AVERAGE TEMPERATURE																	
			95.6	101.7	105.9	117.2	92.9	100.2	92.9	97.5	93.2	92.1	92.1	93.3	117.7		
06/13/95	1952	0	31.1	18.9	17.8	17.5	30.5	17.1	29.3	28	29.1	16.8	18	17.5	17.1	22.2	22.3
06/14/95	806	0.51	42.3	35	34.7	31.4	35.5	32	38.9	49.6	39.9	25.4	24.6	24.1	33.1	34.4	33.5
06/14/95	1334	0.74	49.8	43.4	43.8	39.2	39.8	38.9	43.2	60.3	44.7	30.3	27.3	26.5	41.3	40.7	39.1
06/14/95	1600	0.84	48.3	42.5	42.8	37.7	38.9	37.7	41.6	58.8	43.5	29.6	26.8	26.5	41.3	39.7	38.1
06/15/95	16	1.18	55.9	53.1	51.9	45.2	43.1	43.7	43.5	67.7	49.2	33.9	30.5	31.6	50.5	46.1	44.1
06/15/95	838	1.53	63.9	64.8	62.4	53.3	47.7	51.7	47.9	76.7	55.3	39.6	36.3	38	61.4	53.8	51.4
06/15/95	1404	1.76	65.2	67.3	65.7	55.3	48.8	53.3	50.1	76.3	55.5	40.1	37.4	39.4	64.7	55.3	52.9
06/15/95	1126	1.65	78	87.5	82.5	69.9	55.6	65.1	57	95.8	65.8	48.9	44.5	46.7	82.4	67.7	64.3
06/16/95	734	2.49	82.5	97.4	91.3	77.8	59.3	68.3	59.2	99.1	70.9	53.8	49.8	54.5	93.7	73.7	70
06/16/95	1414	2.77	83.8	100.2	96.1	82.7	61.7	71	62.6	99.4	72.8	57.3	52.9	59.2	99.9	76.9	73.1
06/16/95	2322	3.15	92.6	107.1	104	92.6	67.9	77.7	67.7	100	78.5	63.6	59.1	88.4	105.5	85	83
06/17/95	716	3.48	97.4	101	105.9	97.8	71.6	80.7	71	100.3	81.5	68.4	64	100.5	106	88.2	86.7
06/17/95	1524	3.81	96.7	100.8	104.6	96.7	71.7	80.6	71.1	99.6	81.8	70.6	66.4	99.4	105.3	88.1	86.7
06/17/95	2316	4.14	100	101.3	104.2	99.9	75.5	83.7	73.3	99.7	83.8	74.1	70.2	100.3	104.9	90.1	89.1
06/18/95	712	4.47	100.7	104	103.1	101	77.9	87.4	75.2	100.9	86.8	78.3	75.2	101.5	104.4	92	91.5
06/18/95	1536	4.82	99.4	104.5	100.4	100.1	78.5	87.9	75.7	100	86.5	80.2	78.3	99.9	101.5	91.8	91.5
06/18/95	2250	5.12	100.5	106.8	100.2	100.5	80.7	92.1	78.7	100.5	89.3	83.9	81.5	104.2	100.7	93.8	94.2
06/19/95	808	5.51	100.4	106.5	105.1	100.8	83.8	98.7	81.9	99.8	94.3	90.6	89.7	103.7	114.2	97.7	97
06/19/95	1524	5.81	99.7	106.4	114.2	107.7	90	100.6	86.7	100	99.6	105.3	105.6	105	114.9	102.7	101.4
06/20/95	8	6.18	99.3	105.3	113.2	104.5	101.2	99.4	99.6	99.4	99.3	108.1	104.7	102.8	102.9	103.1	101.9
06/20/95	730	6.48	101.5	104.6	110.8	104.3	100.9	107.4	100	105	99.6	104.6	102	103.2	107.7	104	102.8
06/20/95	1500	6.8	106.4	102.8	112.1	102	100.8	102.5	101.9	105.3	100.1	102.1	101.4	102	134.2	105.7	102.4
06/20/95	1610	6.85	98.7	100.3	106	99	98.7	103.3	100.3	102.2	98	100.2	99.3	98.5	115.8	101.6	99.7
06/20/95	1616	6.85	98.3	100.6	100.9	98.9	98.7	102.1	99.8	101.3	98.6	100.5	99.3	98.9	112.6	100.8	99.6
06/20/95	2342	7.16	103.8	102.6	109.2	116.8	100.8	101.2	101.3	101.9	99.9	102.7	100.8	100	119.9	104.7	103.3
06/21/95	426	7.36	101.9	102.6	112.5	125.8	101.5	100.4	101.5	103.3	100.5	101.3	101.9	100.2	124.6	106	104.3
06/21/95	610	7.43	94.4	96.9	84.3	93.6	98.9	96.6	94.2	92.4	96.5	93.2	99.4	96.7	96.3	94.9	96
06/21/95	914	7.56	104.8	104.5	112.1	130.1	102.2	106.6	103.1	100.1	101.6	102.4	102.3	100.9	142.4	108.7	106.7
06/21/95	1304	7.72	102.7	101.4	109.6	128.9	98.7	96.7	100.1	100	98	100	98.8	97.3	142.9	105.8	103
06/21/95	1406	7.76	95	96.8	86.9	98.1	99.2	99.2	98.3	97.8	97.8	100.2	99.4	98.9	99.1	97.4	97.9
06/21/95	1902	7.97	106	104.2	118.6	137.1	101.8	113.6	102.9	103	100.7	102.2	102.2	100.5	150	111	108.4
06/21/95	2206	8.09	113.8	106.5	128	142.4	103.8	108.7	107.5	110.5	103.7	102.1	106.4	105.7	160.2	115.3	111.8

Table C-2

Temperature (degree C) in the Center Row of Electrodes, Row EB

Date	Time Elapsed (24 hr Clock) Time Day		Thermocouple Number												Electrode Row EB		
			B1_1 B1_2 B1_3 Electrode B1			B3_1 B3_3 Electrode B2		B5_1 B5_2 B5_3 Electrode B5			B7_1 B7_3 Electrode B7		B9_1 B9_2 B9_3 Electrode B9			Average Temperature	
			Depth, ft			Depth, ft		Depth, ft			Depth, ft		Depth, ft			Depth	
			0.5	9	18	0.5	18	0.5	9	18	0.5	18	0.5	9	18	to 18 ft	to 9 ft
MAXIMUM TEMPERATURE																	
113.8 127.8 147.1 182.2 111.7 151.2 120 110.6 106.6 108.1 108 105.7 203.6 124.7 118.6																	
AVERAGE TEMPERATURE																	
95.6 101.7 105.9 117.2 92.9 100.2 92.9 97.5 93.2 92.1 92.1 93.3 117.7																	
06/22/95	1208	8.68	102.2	101.3	104.9	128.2	102.3	99.8	101.5	102.5	101.5	101.9	102.7	99.9	100.1	103.8	104.6
06/22/95	1818	8.93	104.2	101.5	101.9	128.7	102	100.1	101.4	102.5	102	102.5	102.5	100.6	101.4	103.9	105.1
06/22/95	2254	9.13	102.4	99.9	100.9	111.7	101.4	100.4	100.7	101.6	101.1	102.8	100.2	99.9	121.1	103.4	102
06/23/95	450	9.37	103.7	101.7	117.2	143.7	102.6	130	101.9	102.2	103.8	103.2	102.9	100.4	142.5	112	111
06/23/95	1006	9.59	103.7	101.1	110.1	128	101.9	100.7	102	102.1	101.9	102.9	101.7	100.4	122	106	104.9
06/23/95	1454	9.79	103.1	100.7	111.5	128.9	101.4	105.5	101.4	101.6	100.4	102	101	99.3	132.8	106.9	105
06/23/95	2336	10.16	103.8	101.9	99.3	99.5	101.7	101.2	101.8	101.3	101.3	102.4	101.9	100.2	102.8	101.5	101.4
06/24/95	308	10.3	103.6	102.5	117.7	126.3	101.7	120.3	101.9	102.9	102.3	102.9	102.8	100.9	121.1	108.2	107.6
06/24/95	704	10.47	105.6	105.2	122.5	134.5	102.8	101.4	102.5	102.3	102.6	102.5	100.9	100.5	148.3	110.1	106.6
06/24/95	842	10.53	97.4	99.5	96	99.6	99.5	100.4	99.5	97.6	98.5	100.4	99.5	99.5	100.8	99.1	99.2
06/24/95	1436	10.78	101.6	102.8	114.3	121.8	100.4	100	101	101.1	99.8	102.1	101	99	128.6	105.7	103.4
06/24/95	2248	11.12	100.4	100	100.4	106.9	100.3	101.8	99.9	100.1	99.4	102.2	99.6	99.7	102.5	101	101
06/25/95	414	11.35	102.9	103.3	120.8	129.5	101.5	109.4	101.6	101.5	101.4	102.6	102.7	100.3	143.9	109.3	106.4
06/25/95	736	11.49	100	100.6	100	107.5	100.5	100.6	100.1	99.5	99.4	102	99.9	99.9	99.8	100.8	101
06/25/95	1512	11.81	102.3	104.7	110.2	123.1	101	100.5	101.3	101.2	100.4	101.2	101.8	99.2	99.8	103.6	104.2
06/25/95	2332	12.15	102.8	105.3	99.4	126.9	101.6	100.9	99.3	101.2	100.8	101.7	101	99.7	100.5	103.2	104.6
06/26/95	510	12.39	103.8	107.1	100	99.8	102.2	101.5	99.8	98.6	102	102.3	102.3	100.1	101.1	101.6	102
06/26/95	850	12.54	103.7	106.6	114.4	127.9	102.1	101.1	102.3	103	102.1	102.4	103.5	100.5	101.9	105.5	106
06/26/95	1402	12.76	102.2	105.3	112	128.9	100.9	100.3	101.5	101.4	99.7	101.5	102	98.9	108.3	104.8	104.8
06/26/95	2024	13.02	87.1	92.4	83.4	95.7	93.6	99.8	93.3	80.2	93.9	96.5	98	92.4	97.7	92.6	94.1
06/26/95	2308	13.14	83.7	91.1	81.2	94.9	91.9	98.7	91.2	76.6	92.8	95	97.7	91.2	95.8	90.9	92.7
06/27/95	148	13.25	81.5	89.8	79.4	94	90.8	97.5	89.3	73.3	91.6	93.6	96.8	90	93.6	89.3	91.3
06/27/95	826	13.52	105.6	108.4	123.1	123.8	102.4	103.6	103.2	103.8	101.2	101.7	103.5	101.2	103.7	106.6	106.3
06/27/95	1510	13.8	98.9	108.3	120.5	131.9	101.7	123.4	102.3	102	100.2	100.9	102.4	99.5	141	110.2	108.4
06/27/95	2058	14.05	99	103.1	113.1	128.3	101.3	100.1	101.9	101.8	100.5	100.8	102.1	100.5	127.3	106.1	104.4
06/27/95	2242	14.12	94.5	97.8	85.9	100.5	96.9	100.3	97.6	90.3	95.7	100.7	99.3	95.7	99.7	96.5	97.7
06/28/95	318	14.31	98.6	103.4	104.3	122	100.8	100.5	101.1	101.3	99.5	101.5	100.8	101.3	115.9	103.9	103.4
06/28/95	510	14.39	94.8	96.8	84.6	100.5	95.9	100.3	98.1	89.5	94.3	100.5	99.4	95.4	99.7	96.1	97.4
06/28/95	744	14.49	99.8	107.5	114	124.2	101.9	101.5	103.3	101.5	101.6	101.7	103	101.3	100.5	104.8	105.3
06/28/95	1400	14.76	99.8	103.8	104.3	115.9	100.2	101.9	101.1	101.4	99.7	101	100.6	99.4	107.3	102.8	102.8
06/28/95	1814	14.93	104	107.8	115.1	132.3	101.1	108.2	102.2	102.2	100.5	100.6	101.3	100.2	126.6	107.9	107.1

Table C-2

Temperature (degree C) in the Center Row of Electrodes, Row EB

Date	Time Elapsed (24 hr Clock) Time Day		Thermocouple Number												Electrode Row EB Average Temperature Depth		
			B1_1 B1_2 B1_3 Electrode B1			B3_1 B3_3 Electrode B2		B5_1 B5_2 B5_3 Electrode B5			B7_1 B7_3 Electrode B7		B9_1 B9_2 B9_3 Electrode B9				
			Depth, ft			Depth, ft		Depth, ft			Depth, ft		Depth, ft				
			0.5	9	18	0.5	18	0.5	9	18	0.5	18	0.5	9			18
MAXIMUM TEMPERATURE																	
			113.8	127.8	147.1	182.2	111.7	151.2	120	110.6	106.6	108.1	108	105.7	203.6	124.7	118.6
AVERAGE TEMPERATURE																	
			95.6	101.7	105.9	117.2	92.9	100.2	92.9	97.5	93.2	92.1	92.1	93.3	117.7		
06/29/95	130	15.23	102.2	106.7	111.7	131	101.6	101	102.1	102.1	100.6	102.4	101.9	100.7	125.2	106.9	105.8
06/29/95	326	15.32	88.5	94.5	83.4	100.9	96.5	100.7	99	90.1	95	99.8	99.2	95.6	100.1	95.6	96.7
06/29/95	804	15.51	100.8	105.8	109.5	129.6	101.3	106.1	101.8	102.2	100	102.2	101.8	102.7	118.1	106.3	106.1
06/29/95	1342	15.74	97.6	102.7	106.1	121.9	99.2	103.6	99.9	99.9	97	100.2	99.5	98.6	115.2	103.2	102.6
06/29/95	1858	15.96	107.9	107	114.8	135	101.3	115.4	102	101.7	99.6	100.8	101.4	100	136.5	109.5	108.5
06/29/95	2330	16.15	90.4	100.2	95.1	112.2	99.8	101.6	99.8	98.2	97.3	101.2	99.8	99.4	108	100.2	100.1
06/30/95	626	16.44	100.4	113.1	131	156	102.9	136.8	103.7	104.5	103.4	101.6	103.3	102.6	158.8	116.8	114.9
06/30/95	836	16.53	104.9	111	126.7	151.4	102.7	116.2	103.6	103.1	102.7	101.4	102.9	101	146.8	113.4	111.7
06/30/95	1214	16.68	100.9	112.7	131.4	157.9	101.8	117.9	103.3	99.9	102.2	99.5	102.3	99.3	152.4	114	112.1
06/30/95	1702	16.88	99.1	112.2	120.3	147	100.6	118.6	101.9	98.6	100.2	99.6	101.4	99.9	140	110.7	110
06/30/95	2154	17.08	99.4	110.9	119.3	142.6	100.7	119.9	100.9	102	99.4	101.2	101.3	100.4	133.2	110.1	109.3
07/01/95	1006	17.59	99.3	114.3	122	144.3	102	104	99.8	103.8	99.5	100.5	102.5	101	158.7	111.7	108.1
07/01/95	1440	17.78	97	113.1	123.8	144.6	98.7	136.5	97.7	103.1	98	99.4	100.9	98.1	150.6	112.4	110.7
07/01/95	2316	18.14	100.5	113.9	121.6	118.3	100.7	120.8	99.5	103.7	100	101.6	101.7	100.7	103.5	106.7	106.9
07/02/95	732	18.49	100.1	116.1	122.2	143.4	100.8	136.2	99.7	101.8	99.9	101.3	101.8	100.5	138.3	112.5	112.2
07/02/95	1602	18.84	98	112.2	111.4	132	98.3	115.7	98.3	100.4	97.5	99.1	98.2	98.5	121.2	106.2	106.3
07/02/95	2308	19.14	99.3	118.5	130.8	144.4	99.9	127.7	102.7	103.2	99.6	100.3	102.3	100.9	151.1	113.9	111.9
07/03/95	948	19.58	99.4	116.9	126.4	141.6	100	105.5	100.6	101.9	99.5	100.6	101.2	102.2	127.3	109.5	108.4
07/03/95	1536	19.82	98.7	116.7	126.7	151.1	99.2	131.4	99.8	103.7	100.3	100	101.2	103.1	144.9	113.6	112.8
07/03/95	1922	19.98	99.1	110	107.9	128.3	99.5	99.1	99.1	99.1	97.9	99.9	100.7	99.8	100.9	103.2	104.2
07/04/95	828	20.53	99.6	118.5	129.6	147.1	99.8	117.9	100.3	103.2	99.7	100.3	103	103.5	144.6	112.9	111.2
07/04/95	1606	20.84	98.5	117.7	130.7	155	101.9	141.3	99.4	105.6	99.1	99.1	102.8	101.5	161.4	116.5	114.4
07/04/95	1754	20.92	98.8	116.6	126.8	153.9	103.5	123.2	99.1	103	98.8	99.4	103	101.3	168.4	115.1	111.8
07/05/95	848	21.54	100.5	121.5	135	149.9	106.5	115.1	99.8	107	102.9	100.2	105	101.8	183.7	117.6	112.1
07/05/95	1918	21.98	99.3	127.8	147.1	182.2	111.7	99.8	120	110.6	106.6	99.6	108	105.1	203.6	124.7	118.6
07/06/95	902	22.55	95.8	120.8	128.3	163.8	108.7	113.6	106.4	105.7	100.4	100	104.7	102.9	203	119.5	113.5
07/06/95	1832	22.94	94.3	120	129.4	151.4	106.9	113.9	110.6	104.9	100.1	99.4	104	101.7	160.4	115.2	112
07/07/95	910	23.55	103.7	106.3	100.5	140.6	104.3	104	99.7	105.4	73.4	100.2	103.9	101.1	109.5	104	104.1
07/07/95	1304	23.72	98.9	113.4	119.3	143.2	101.5	103.1	100.3	103.3	95.9	99	102.3	101.2	130	108.6	107.3
07/07/95	1708	23.89	98.4	121.5	127	170.7	101.4	151.2	103.8	102.9	98.3	98.6	101.2	99.6	148.3	117.1	118.1
07/08/95	846	24.54	103.8	126.6	137	173.7	106.1	100.8	109.7	108.9	101.2	100.5	104.3	102.8	184.5	120	115.4

Table C-3. Temperature (degree C) in the Outer Electrode Row EC

Date	Time Elapsed (24 hr clock) Time Day		Thermocouple Number						Electrode Row EC Average Temperature			
			Electrode C6				Electrode C11		Depth			
			C6_1	C6_2	C6_3	C6_4	C11_1	C11_2	C11_4	All point	to 18 ft	to 9 ft
			Depth, ft				Depth, ft					
			0.5	9	18	20	0.5	9	20			
MAXIMUM TEMPERATURE												
			67.3	70.8	65.6	60.8	44.5	46.7	49.4	53.4	53	50.7
AVERAGE TEMPERATURE												
			49.2	52.3	50.2	45.0	33.8	38.5	40.1			
06/13/95	2000	0.01	28.3	17.4	15.8	15.9	25.9	16.6	15.5	19.3	20.8	22.1
06/14/95	0	0.17	29.5	17.6	16	16.6	26.7	16.7	16.4	19.9	21.3	22.6
06/14/95	400	0.34	30.3	18.1	16.4	17.1	27	17.1	16.3	20.3	21.8	23.1
06/14/95	800	0.51	31.5	19.2	17.5	18.2	27.4	18	17.7	21.4	22.7	24.1
06/14/95	1200	0.67	32.3	19.7	17.8	18.8	28.6	18.6	18.1	22	23.4	24.8
06/14/95	2000	1.01	33.1	19.9	18.2	18.9	28.8	18.6	18.3	22.3	23.7	25.1
06/15/95	0	1.17	34.5	20.4	18.7	19.6	28.5	19.3	18.7	22.8	24.3	25.7
06/15/95	400	1.34	35.5	21.2	19.5	20.3	30.8	20	19.8	23.9	25.4	26.9
06/15/95	800	1.51	37.3	22.7	21	21.7	32.1	21.6	21.3	25.4	26.9	28.4
06/15/95	1200	1.67	38.5	23.4	21.5	22.3	32.4	21.8	21.4	25.9	27.5	29
06/15/95	400	1.34	39.5	23.8	22.2	22.8	33.6	22.5	22.9	26.8	28.3	29.9
06/15/95	800	1.51	41.2	24.6	23	23.8	35.1	23.2	23.6	27.8	29.4	31
06/15/95	1200	1.67	42.7	25.6	24	24.6	35.1	24	24.6	28.7	30.3	31.9
06/16/95	400	2.34	44.4	26.8	25.2	25.8	36.3	25.4	26	30	31.6	33.2
06/16/95	800	2.51	46.2	28.8	27	27.3	37.2	27	28.2	31.7	33.2	34.8
06/16/95	1200	2.67	47.4	29.6	27.8	28.1	36.9	27.7	28.7	32.3	33.9	35.4
06/16/95	1600	2.84	47.8	30	28.4	28.4	37.5	28	29.2	32.8	34.3	35.8
06/16/95	2000	3.01	49.3	31.5	29.6	29.5	37.7	28.9	30.4	33.8	35.4	36.9
06/17/95	0	3.17	50.3	32.5	30.8	30.5	36.8	29.9	32.5	34.8	36.1	37.4
06/17/95	400	3.34	51.4	34.1	32.3	31.7	36.9	31.5	32.8	35.8	37.2	38.5
06/17/95	800	3.51	52	36.1	34	33	37.2	32.5	31.4	36.6	38.3	39.4
06/17/95	1200	3.67	52.7	36.8	34.6	33.5	38	33.3	36	37.9	39.1	40.2
06/17/95	1600	3.84	52.5	37.8	35.8	33.7	38.1	35.2	36.6	38.5	39.9	40.9
06/17/95	2000	4.01	52.5	38.3	36	33.9	37.9	34.1	36.3	38.4	39.7	40.7
06/18/95	0	4.17	52.9	39.5	37.2	34.7	39	35.2	37.2	39.4	40.8	41.7
06/18/95	400	4.34	53.5	40.9	38.3	35.6	38.2	35.2	38.1	40	41.2	41.9
06/18/95	800	4.51	54.2	42.9	39.8	36.6	38.8	37.3	39.3	41.3	42.6	43.3
06/18/95	1200	4.67	51.5	41.8	40.4	37.1	39.2	37.3	38.9	40.9	42	42.4
06/18/95	1600	4.84	51.7	43.9	40.5	36.9	40.4	38	39.2	41.5	42.9	43.5
06/18/95	2000	5.01	54.2	45	41.2	37.4	40.6	37.6	39.3	42.2	43.7	44.4

Table C-3. Temperature (degree C) in the Outer Electrode Row EC

Date	Time Elapsed (24 hr clock) Time Day		Thermocouple Number						Electrode Row EC			
			C6_1	C6_2	C6_3	C6_4	C11_1	C11_2	C11_4	Average Temperature		
			Electrode C6				Electrode C11			Depth		
			Depth, ft				Depth, ft			Depth		
			0.5	9	18	20	0.5	9	20	All point	to 18 ft	to 9 ft
MAXIMUM TEMPERATURE												
			67.3	70.8	65.6	60.8	44.5	46.7	49.4	53.4	53	50.7
AVERAGE TEMPERATURE												
			49.2	52.3	50.2	45.0	33.8	38.5	40.1			
06/19/95	0	5.17	55	46.7	42.3	38.1	42	39.1	40	43.3	45	45.7
06/19/95	400	5.34	55.9	47.7	43.1	38.6	42	39.2	40.9	43.9	45.6	46.2
06/19/95	800	5.51	57.2	49.2	44.4	39.5	43.6	39.7	40.6	44.9	46.8	47.4
06/19/95	1200	5.67	58.1	50.6	45.3	40.4	42.2	40.1	40.3	45.3	47.3	47.8
06/19/95	1600	5.84	59.3	51.9	46.4	40.8	43.3	38.9	40.2	45.9	48	48.4
06/19/95	2000	6.01	60.8	53.6	47.1	41.1	43.5	39.3	37.9	46.2	48.9	49.3
06/20/95	0	6.17	62	55.2	48.2	42	44.5	39.4	39	47.2	49.8	50.3
06/20/95	400	6.34	62.4	56.1	48.9	41.8	43.5	40.9	39	47.5	50.4	50.7
06/20/95	800	6.51	62.7	55.7	48.7	40.6	43	39.8	39.4	47.1	50	50.3
06/20/95	1200	6.67	60.4	53.4	48.9	41.4	42	39.5	38.9	46.4	48.9	48.8
06/20/95	1600	6.84	59.7	52.5	47.1	39.1	40.2	38.6	38.2	45.1	47.6	47.8
06/21/95	0	7.17	60.3	53.6	47.4	40.2	39.2	38.1	38.5	45.3	47.7	47.8
06/21/95	400	7.34	60	53	47.1	39	38.2	38	37.6	44.7	47.2	47.3
06/21/95	800	7.51	60.7	53.2	47.7	40.1	38.2	38.4	38.3	45.2	47.6	47.6
06/21/95	1200	7.67	60.2	53.2	47.4	40.6	38.9	38.2	38.9	45.3	47.6	47.6
06/21/95	1600	7.84	58.9	52.4	46.9	39.2	36.4	37.3	37.8	44.1	46.4	46.3
06/21/95	2000	8.01	59.1	52.3	47	39.5	36.4	37.8	38.3	44.3	46.5	46.4
06/22/95	0	8.17	59.5	52.2	46.8	39.4	35.9	37.4	37.9	44.2	46.4	46.3
06/22/95	400	8.34	59.7	52.2	46.9	39.7	35.5	37.6	38.2	44.3	46.4	46.2
06/22/95	800	8.51	60.5	52.5	47.5	40.5	35.7	38.2	38.6	44.8	46.9	46.7
06/22/95	1200	8.67	60.8	52.7	47.6	40.5	35.6	38	38.6	44.8	47	46.8
06/22/95	1600	8.84	60.7	52.1	47.4	40.8	35	36.4	38.5	44.4	46.3	46.1
06/22/95	2000	9.01	61.5	52.8	48.3	42.1	35.7	38.5	39.3	45.5	47.4	47.1
06/23/95	0	9.17	61.9	54	49.4	43.1	34.9	38.4	39.8	45.9	47.7	47.3
06/23/95	400	9.34	63	54.7	50.4	44.1	35.9	38.6	39.5	46.6	48.5	48.1
06/23/95	800	9.51	64.7	55.3	51.2	44.6	36.3	39.2	40.8	47.4	49.3	48.9
06/23/95	1200	9.67	67.3	55.5	51.9	45.3	37	41.5	41.8	48.6	50.6	50.3
06/23/95	1600	9.84	65.8	53.9	50.7	43.5	34.9	38.5	39.1	46.6	48.8	48.3
06/23/95	2000	10.01	65.4	54.4	51.7	44.2	35.3	39.1	41	47.3	49.2	48.6

Table C-3. Temperature (degree C) in the Outer Electrode Row EC

Date	Time Elapsed (24 hr clock) Time Day		Thermocouple Number						Electrode Row EC			
			Electrode C6				Electrode C11		Average Temperature			
			Depth, ft				Depth, ft		Depth			
			0.5	9	18	20	0.5	9	20	All point	to 18 ft	to 9 ft
MAXIMUM TEMPERATURE												
			67.3	70.8	65.6	60.8	44.5	46.7	49.4	53.4	53	50.7
AVERAGE TEMPERATURE												
			49.2	52.3	50.2	45.0	33.8	38.5	40.1			
06/24/95	0	10.17	64.5	54.9	51.8	44.5	35.4	40.5	41.1	47.5	49.4	48.8
06/24/95	400	10.34	63.4	55.7	53	46.3	35.5	40.3	42.7	48.2	49.6	48.8
06/24/95	800	10.51	62.3	55.7	53.4	45.8	35.4	40.4	42.5	47.9	49.4	48.4
06/24/95	1200	10.67	61	56.1	53.2	46.5	35.5	41	42.7	48	49.3	48.4
06/24/95	1600	10.84	58.4	55.4	53.6	45.9	34.6	40.1	42.5	47.2	48.4	47.2
06/24/95	2000	11.01	57.3	55.9	54.1	46.7	34.5	40.1	42.6	47.3	48.4	46.9
06/25/95	0	11.17	55.5	56	54.1	46	34.1	40.1	42.2	46.9	48	46.4
06/25/95	400	11.34	54.9	56.7	54.8	49	34.7	42.6	43.5	48	48.7	47.2
06/25/95	800	11.51	54.1	56.9	55.4	47.5	34.3	40.9	43.2	47.5	48.3	46.6
06/25/95	1200	11.67	53.4	56.9	55.1	47.7	34.2	41.2	43.2	47.4	48.2	46.4
06/25/95	1600	11.84	52	56	54.7	47.3	33.4	40.5	42.6	46.6	47.3	45.5
06/25/95	2000	12.01	51.3	56	54.9	47.5	32.8	39.5	42.2	46.3	46.9	44.9
06/26/95	0	12.17	50.4	55.9	54.8	47	32.8	40.2	42	46.1	46.8	44.8
06/26/95	400	12.34	49.8	56	54.9	47.7	32.9	40.6	42.3	46.3	46.8	44.8
06/26/95	800	12.51	49.8	57.1	56	49.5	33.1	39.6	43.4	46.9	47.1	44.9
06/26/95	1200	12.67	49.3	56.7	56	48.9	32.9	41.2	43.3	46.9	47.2	45
06/26/95	1600	12.84	47.7	55.5	54.9	47.1	31.3	40	41.9	45.5	45.9	43.6
06/26/95	2000	13.01	47.6	55.8	55.1	47	31.5	40.5	41.8	45.6	46.1	43.8
06/27/95	0	13.17	47.2	56	54.8	46.8	31.4	40.2	41.5	45.4	45.9	43.7
06/27/95	400	13.34	47.2	56.6	55	48.4	31.8	40.5	42.1	46	46.2	44
06/27/95	800	13.51	47.5	57.8	56.8	51.5	32.6	41.6	44.8	47.5	47.3	44.9
06/27/95	1200	13.67	47.5	57.5	57	50.3	32.9	41.9	44.6	47.4	47.4	44.9
06/27/95	1600	13.84	46.4	56.6	56.6	49.2	31.9	41.4	43.8	46.5	46.6	44.1
06/27/95	2000	14.01	46.6	57	56.6	49.6	32	41.4	43.4	46.6	46.7	44.2
06/28/95	0	14.17	46	56.5	56.4	48.9	31.7	41.1	42.9	46.2	46.3	43.8
06/28/95	400	14.34	46.1	56.8	56.7	49.4	31.4	41.3	43.1	46.4	46.5	43.9
06/28/95	800	14.51	46.3	57.4	57.4	50.5	32.1	42	44	47.1	47	44.4
06/28/95	1200	14.67	43.7	55.3	55.7	50	31.4	40.5	42.4	45.6	45.3	42.7
06/28/95	1600	14.84	43.8	55.4	56.5	49.8	30.9	41.4	42.1	45.7	45.6	42.9
06/28/95	2000	15.01	43.5	55.7	56.8	50.1	31	41.3	42	45.8	45.7	42.9

Table C-3. Temperature (degree C) in the Outer Electrode Row EC

Date	Time Elapsed (24 hr clock) Time Day		Thermocouple Number						Electrode Row EC			
			C6_1	C6_2	C6_3	C6_4	C11_1	C11_2	C11_4	Average Temperature		
			Electrode C6				Electrode C11			Depth		
			Depth, ft				Depth, ft			Depth		
			0.5	9	18	20	0.5	9	20	All point	to 18 ft	to 9 ft
MAXIMUM TEMPERATURE												
			67.3	70.8	65.6	60.8	44.5	46.7	49.4	53.4	53	50.7
AVERAGE TEMPERATURE												
			49.2	52.3	50.2	45.0	33.8	38.5	40.1			
06/29/95	0	15.17	41	54.5	57.1	53.2	30.8	40.8	43.9	45.9	44.8	41.8
06/29/95	400	15.34	40.9	54.8	57.1	52.3	30.8	41.2	43.3	45.8	44.9	41.9
06/29/95	800	15.51	40	54.8	57.7	53.9	30.9	41.6	44.4	46.2	45	41.8
06/29/95	1200	15.67	40.5	55.2	56.3	51.2	30	40.5	42.9	45.2	44.5	41.5
06/29/95	1600	15.84	41.6	56.3	57.2	50.4	30.5	42.5	43.5	46	45.6	42.7
06/29/95	2000	16.01	42.2	56.7	57.4	50.7	30.7	41	43.6	46	45.6	42.6
06/30/95	0	16.17	42.5	57.1	57.7	51.2	31.1	41.9	43.8	46.5	46	43.1
06/30/95	400	16.34	42.5	57.2	57.7	51.1	30.9	41.2	43.5	46.3	45.9	42.9
06/30/95	800	16.51	42.8	57.8	57.8	52	30.9	41.1	43.7	46.6	46.1	43.2
06/30/95	1200	16.67	42.9	57.8	58.2	51.5	30.8	40.5	43.6	46.5	46	43
06/30/95	1600	16.84	42.1	56.8	56.8	50.1	29.7	40.2	42	45.4	45.1	42.2
06/30/95	2000	17.01	42.6	57.1	57	50.9	29.9	38.9	42.5	45.6	45.1	42.1
07/01/95	0	17.17	43.6	58.5	58.2	52.1	31.2	43	44.1	47.2	46.9	44.1
07/01/95	400	17.34	44	58.5	58.8	52.6	31.4	42	45.2	47.5	46.9	44
07/01/95	800	17.51	44.4	58.3	58.6	52.1	29.7	40.8	43.4	46.8	46.4	43.3
07/01/95	1200	17.67	44.8	58.7	58.4	52.7	31	42	44.2	47.4	47	44.1
07/01/95	1600	17.84	44.4	58.4	57.8	51.9	30.5	41.7	43.2	46.8	46.6	43.7
07/01/95	2000	18.01	45.7	60.4	59.1	54	31.6	41.7	44.6	48.2	47.7	44.8
07/02/95	0	18.17	46.5	61.3	60.2	55.1	32.2	42.8	46.2	49.2	48.6	45.7
07/02/95	400	18.34	47.5	63	62.2	57.7	33.4	44.1	48.6	50.9	50	47
07/02/95	800	18.51	47.1	62.8	62.4	55.6	32.4	44.1	47.4	50.3	49.8	46.6
07/02/95	1200	18.67	45.8	61.6	60.9	53.8	30.9	42.9	46.6	48.9	48.4	45.3
07/02/95	1600	18.84	46.6	62	61.4	55.1	31.6	42.7	45.9	49.4	48.9	45.7
07/02/95	2000	19.01	47.3	62.8	61.7	54.7	31.6	43.3	45.7	49.6	49.3	46.2
07/03/95	0	19.17	47.4	62.5	61.6	54.6	31.4	43	45.7	49.5	49.2	46.1
07/03/95	400	19.34	47.2	63.1	61.9	54.9	31.4	43.2	45.9	49.7	49.4	46.2
07/03/95	800	19.51	46.3	60	62	57.5	32.2	43.6	47.9	49.9	48.8	45.5
07/03/95	1200	19.67	42.5	56.3	58.6	55.5	31.1	41.7	45.9	47.4	46.1	42.9
07/03/95	1600	19.84	43.6	57.9	58.6	54.6	31.1	43.1	45.4	47.7	46.9	43.9
07/03/95	2000	20.01	45.3	61.7	60.5	55.1	31.3	42.8	45.6	48.9	48.3	45.2

Table C-3. Temperature (degree C) in the Outer Electrode Row EC

Date	Time Elapsed (24 hr clock) Time Day		Thermocouple Number							Electrode Row EC Average Temperature		
			C6_1	C6_2	C6_3	C6_4	C11_1	C11_2	C11_4	Depth		
			Electrode C6				Electrode C11			Depth		
			Depth, ft				Depth, ft			All point	to 18 ft	to 9 ft
			0.5	9	18	20	0.5	9	20			
MAXIMUM TEMPERATURE												
			67.3	70.8	65.6	60.8	44.5	46.7	49.4	53.4	53	50.7
AVERAGE TEMPERATURE												
			49.2	52.3	50.2	45.0	33.8	38.5	40.1			
07/04/95	0	20.17	45.5	62.8	61.1	55.8	31.4	44	46	49.5	48.9	45.9
07/04/95	400	20.34	45.8	63.7	61.8	56	31.1	43.2	46.1	49.7	49.2	46
07/04/95	800	20.51	46.5	64.3	62.7	56.5	31.6	43.8	47.7	50.5	49.8	46.6
07/04/95	1200	20.67	46.3	64.2	62.4	56.1	31.2	43.5	46.5	50	49.5	46.3
07/04/95	1600	20.84	46.3	63.9	62	55.2	31	43.4	45.7	49.7	49.3	46.2
07/04/95	2000	21.01	46.4	64.5	62	56.1	30.9	43.2	45.8	49.9	49.4	46.3
07/05/95	0	21.17	46	64	62.1	55.3	30.7	43.5	45.6	49.6	49.3	46.1
07/05/95	400	21.34	46.2	64.2	62	55.9	30.8	42	46	49.6	49.1	45.8
07/05/95	800	21.51	46.3	63.8	62.2	55.8	31.1	44.1	46.1	49.9	49.5	46.3
07/05/95	1200	21.67	45.9	63	61.6	55	30.5	43.7	45.4	49.3	48.9	45.8
07/05/95	1600	21.84	45.3	63	61.3	54.5	30.3	43.5	45.4	49	48.7	45.5
07/05/95	2000	22.01	45.4	63.4	61.8	55.3	29.7	44.8	45.9	49.5	49	45.8
07/06/95	0	22.17	45	63.7	61.6	54.9	30.7	43.6	45.3	49.3	48.9	45.8
07/06/95	400	22.34	44.9	64.1	61.6	55.3	31.6	43.7	45.7	49.6	49.2	46.1
07/06/95	800	22.51	45.3	64.4	62	55.7	30.6	44.3	45.9	49.7	49.3	46.2
07/06/95	1200	22.67	44	64.1	60.7	55.3	30.3	43.4	45.1	49	48.5	45.4
07/06/95	1600	22.84	45	65.1	61.8	56	31.3	44.1	46.3	50	49.5	46.4
07/06/95	2000	23.01	44.8	65.1	61.9	56	31.5	44.5	46.2	50	49.6	46.5
07/07/95	0	23.17	43.9	64.7	61.5	54.9	29.3	44.3	45.5	49.2	48.8	45.6
07/07/95	400	23.34	44.6	65.9	62	56.5	30.8	44.6	45.9	50.1	49.6	46.5
07/07/95	800	23.51	46.8	68.8	63.8	59.9	32.1	45.9	48	52.2	51.5	48.4
07/07/95	1200	23.67	47.3	69.5	64.2	60.8	33.2	46	49.1	52.9	52	49
07/07/95	1600	23.84	48	70.8	65.6	59.8	33.7	46.7	49.4	53.4	53	49.8
07/07/95	2000	24.01	47.9	69.6	65	58.3	32.5	45.3	48.3	52.4	52.1	48.8
07/08/95	0	24.17	46.9	69.4	65.4	59.9	32.7	45.8	48.5	52.6	52	48.7
07/08/95	400	24.34	46.4	68.9	65.2	58.2	31.9	45.8	47.8	52	51.6	48.3
07/08/95	800	24.51	46.7	69.4	65.5	58.4	32.1	46.1	48.2	52.4	52	48.6

Table C-4. Temperature (degree C) in Thermowells
(Heating Ended on July 8, 1995)

Time Date	Elapsed of day	days	Thermowell No. MW02				Thermowell No. MW03				Thermowell No. MW04				Thermowell No. MW06				Average Temperature			Outside Thermowell No. MW07					
			Depth, ft.				Depth, ft.				Depth, ft.				Depth, ft.				to 9 ft	to 18 ft to 20 ft			Depth, ft.				Average
			0.5	9	18	20	0.5	9	18	20	0.5	9	18	20	0.5	9	18	20	to 9 ft	to 18 ft	to 20 ft	0.5	9	18	20	Average	
MAXIMUM TEMPERATURE DURING HEATING PERIOD																											
			83	71	80	73	99	90	91	81	77	82	84	74	93	86	84	75				MAXIMUM TEMPERATURE					
																		47	42	43	40						
AVERAGE TEMPERATURE DURING HEATING PERIOD																											
			46	56	62	55	61	64	71	63	52	66	58	52	49	63	65	57				AVERAGE TEMPERATURE					
																		35	33	34	34						
13-Jun	15	4	0.0	30	21	20	20	31	23	21	20	32	23	20	20	33	23	21	20	27	25	24					
14-Jun	13	40	0.9	33	24	23	22	33	24	23	22	33	27	24	23	37	26	23	21	30	28	26	32	22	22	25	
15-Jun	13	33	1.9	37	33	30	31					34	32	34	33	37	33	30	29	34	33	33	34	26	22	27	
16-Jun	14	20	3.0					37	35	42	40	40	40	47	46	42	39	40	40	39	40	41	36	28	24	29	
17-Jun	13	40	3.9					38	38	56	52	41	54	52	50	43	40	44	41	42	45	46	34	26	24	28	
18-Jun	9	36	4.8					41	41	52	48	45	60	62	56	45	43	57	55	46	50	50	32	26	26	25	
19-Jun	8	5	5.7					43	44	68	62	47	59	71	63	41	45	67	63	47	54	56	32	27	27	26	
20-Jun	7	30	6.7					99	53	79	70	60	72	66	59	53	51	79	73	65	68	68	31	27	28	27	
21-Jun	9	30	7.8	65	51	80	73	52	45	66	62	59	71	66	58	54	78	74	57	62	63	32	30	31	32		
22-Jun	12	10	8.9	83	56	80	71	42	45	63	61	51	68	56	50	80	63	75	68	61	64	63	41	33	33	35	
23-Jun	10	3	9.8	45	47	67	56	91	65	81	73	57	71	63	53	93	68	71	64	67	68	67	32	32	34	33	
24-Jun	10	5	10.8	41	49	66	58	75	67	81	68	50	73	64	54	56	70	68	60	60	63	63	34	32	33	32	
25-Jun	8	0	11.7	40	52	66	57	78	69	86	75	49	71	63	55	54	70	78	61	60	65	64	35	32	35	32	
26-Jun	8	50	12.7	40	58	65	54	57	72	84	74	49	72	84	74	47	74	74	60	59	65	65	36	34	36	34	
27-Jun	8	40	13.7	47	60	64	53	64	75	82	67	58	73	58	55	53	74	73	59	63	65	63	34	34	34	31	
28-Jun	7	55	14.7	47	62	62	54	57	75	79	66	53	74	64	55	50	74	74	63	62	64	63	35	36	34	32	
29-Jun	8	30	15.7	40	59	66	54	62	76	78	66	50	70	68	54	45	73	77	53	59	64	62	37	36	36	34	
30-Jun	8	40	16.7	46	63	64	56	52	77	83	55	54	76	64	55	47	71	75	66	61	64	63	36	37	36	34	
01-Jul	10	2	17.8	44	60	66	59	71	77	82	72	72	78	64	56	51	73	75	64	66	68	67	36	35	40	38	
02-Jul	16	7	19.0	52	65	70	62	95	82	75	71	77	78	60	54	51	81	74	59	73	72	69	47	38	41	38	
03-Jul	10	0	19.8	48	67	68	59	80	83	82	71	62	80	58	53	46	83	71	58	69	69	67	32	36	42	39	
04-Jul	8	40	20.7	46	66	74	69	76	84	79	71	63	80	58	54	43	82	73	60	68	69	67	27	36	42	40	
05-Jul	8	40	21.7	49	70	65	58	87	84	75	72	62	78	60	54	45	83	71	62	70	69	67	31	38	41	37	
06-Jul	9	5	22.8	47	69	67	59	49	84	85	75	59	77	61	54	45	83	70	60	64	66	65	35	38	42	39	
07-Jul	9	10	23.8	44	68	74	70	46	89	81	71	51	81	60	55	40	83	79	65	63	66	66	36	39	43	40	
08-Jul	9	52	24.8	45	71	73	64	73	90	91	81	55	82	65	59	42	86	84	75	68	71	71	39	42	41	38	
10-Jul	8	30	26.7	45	71	70	63	50	90	84	74	38	83	77	68	50	72	62	54	62	66	66	41	44	40	39	
11-Jul	10	15	27.8	43	73	66	58	50	90	77	69	40	76	58	52	37	83	69	59	62	64	63	38	44	42	39	
12-Jul	9	0	28.7	41	71	69	57	52	88	76	68	41	75	55	52	35	82	70	60	61	63	62	39	45	42	40	
13-Jul	9	5	29.8	42	70	62	57	47	88	75	67	41	72	60	52	37	80	69	52	60	62	61	39	45	44	39	
21-Jul	8	50	37.7	46	68	56	52	47	79	67	61	38	63	50	47	39	72	66	56	57	58	57	42	46	45	43	
28-Jul	9	58	44.8	45	66	55	49	42	74	59	54	40	58	48	44	35	66	58	50	53	54	53	41	48	44	39	
07-Aug	9	5	54.8	44	61	48	45	39	65	51	48	39	52	44	41	39	60	50	46	50	49	48	41	47	40	38	
23-Aug	12	45	70.9	39	52	44	41	39	53	43	41	36	45	38	37	37	50	44	41	44	43	43	37	43	36	34	
11-Sep			89.4																								
12-Sep			90.4																								

Figure C-2

Horizontal Plane Temperature Contours, K-25 Site
(Temperature (C) at a Depth of 0.5 ft, After 24.6 Days of AC Heating)

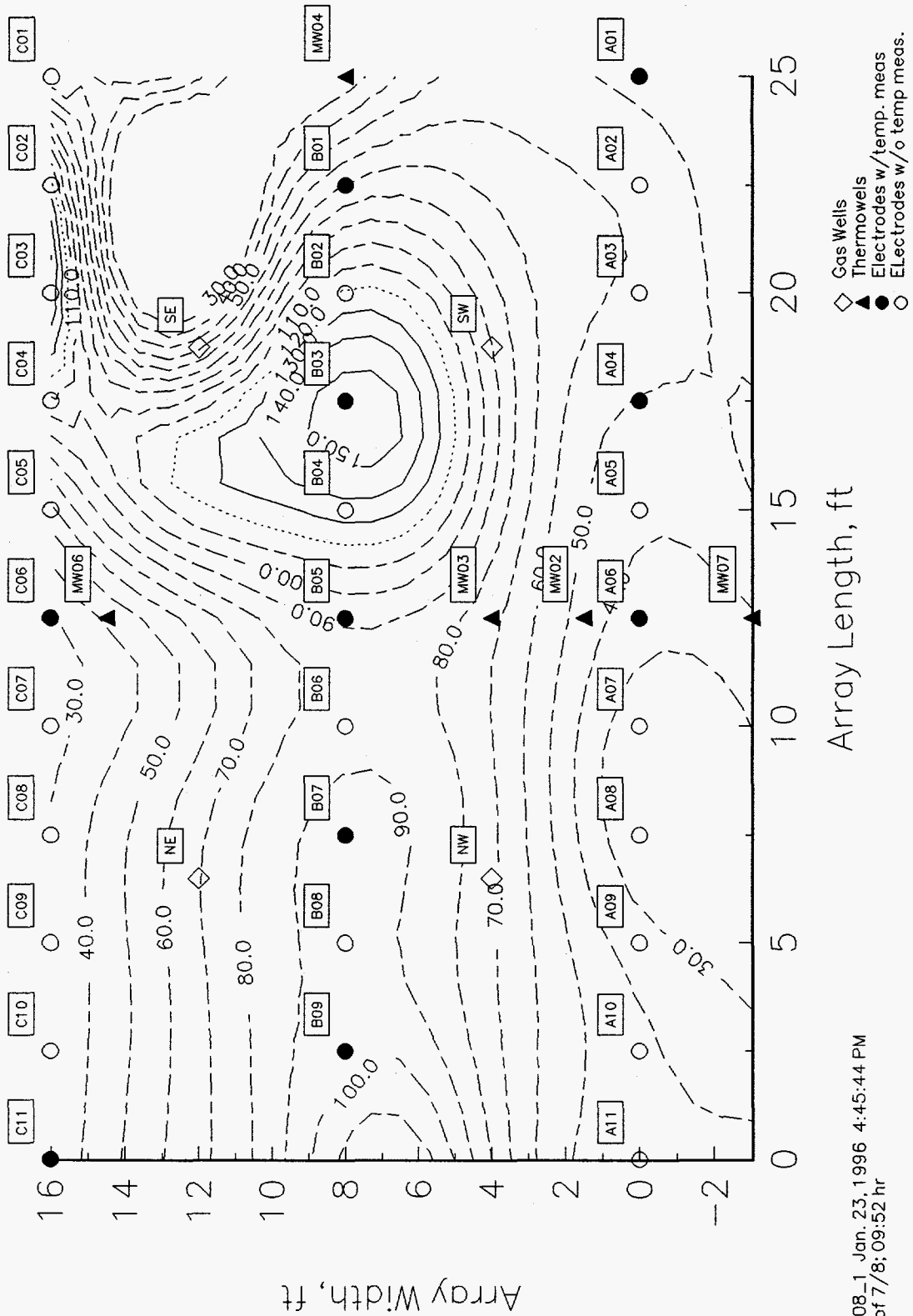
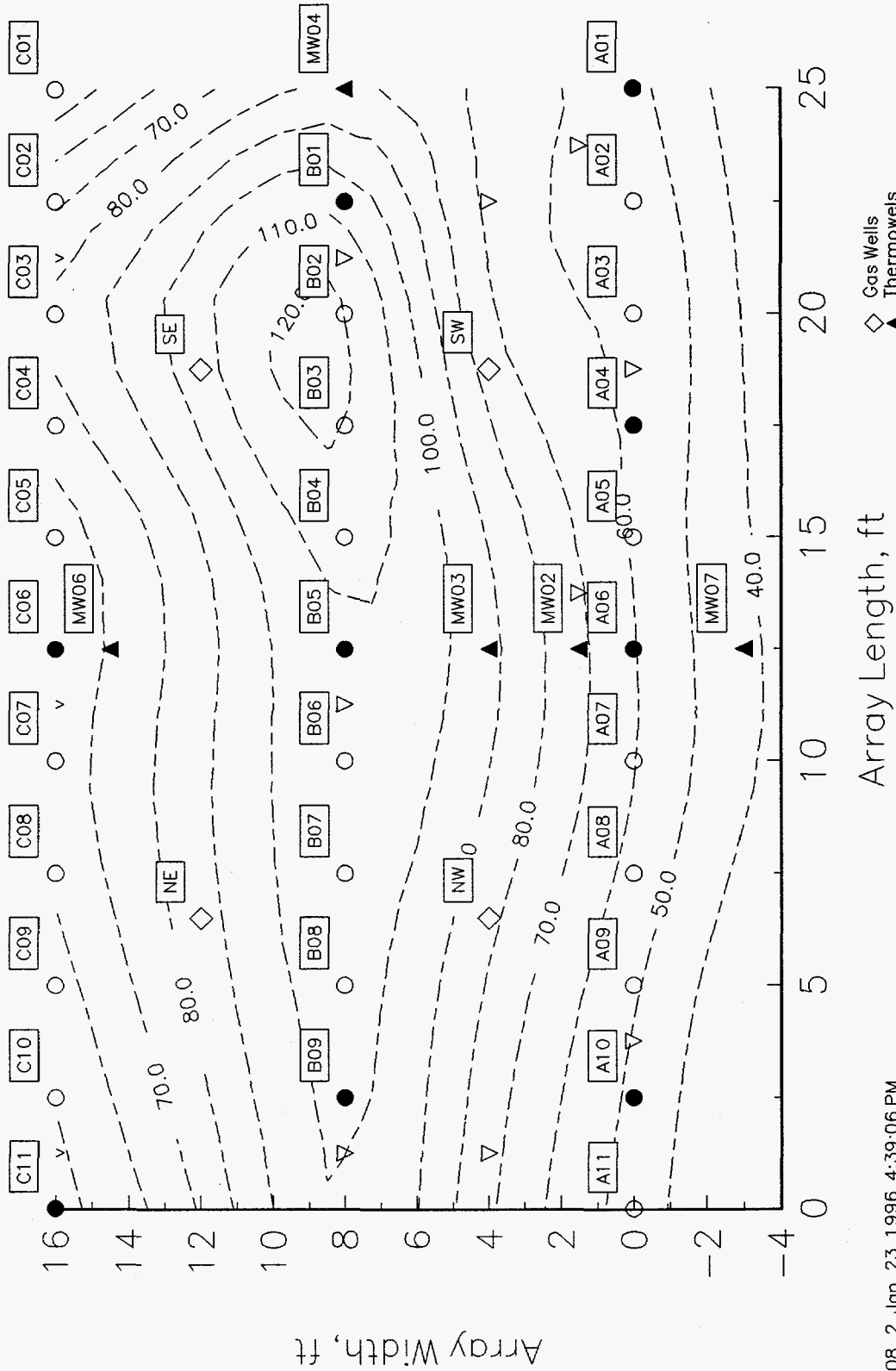


Figure C-3

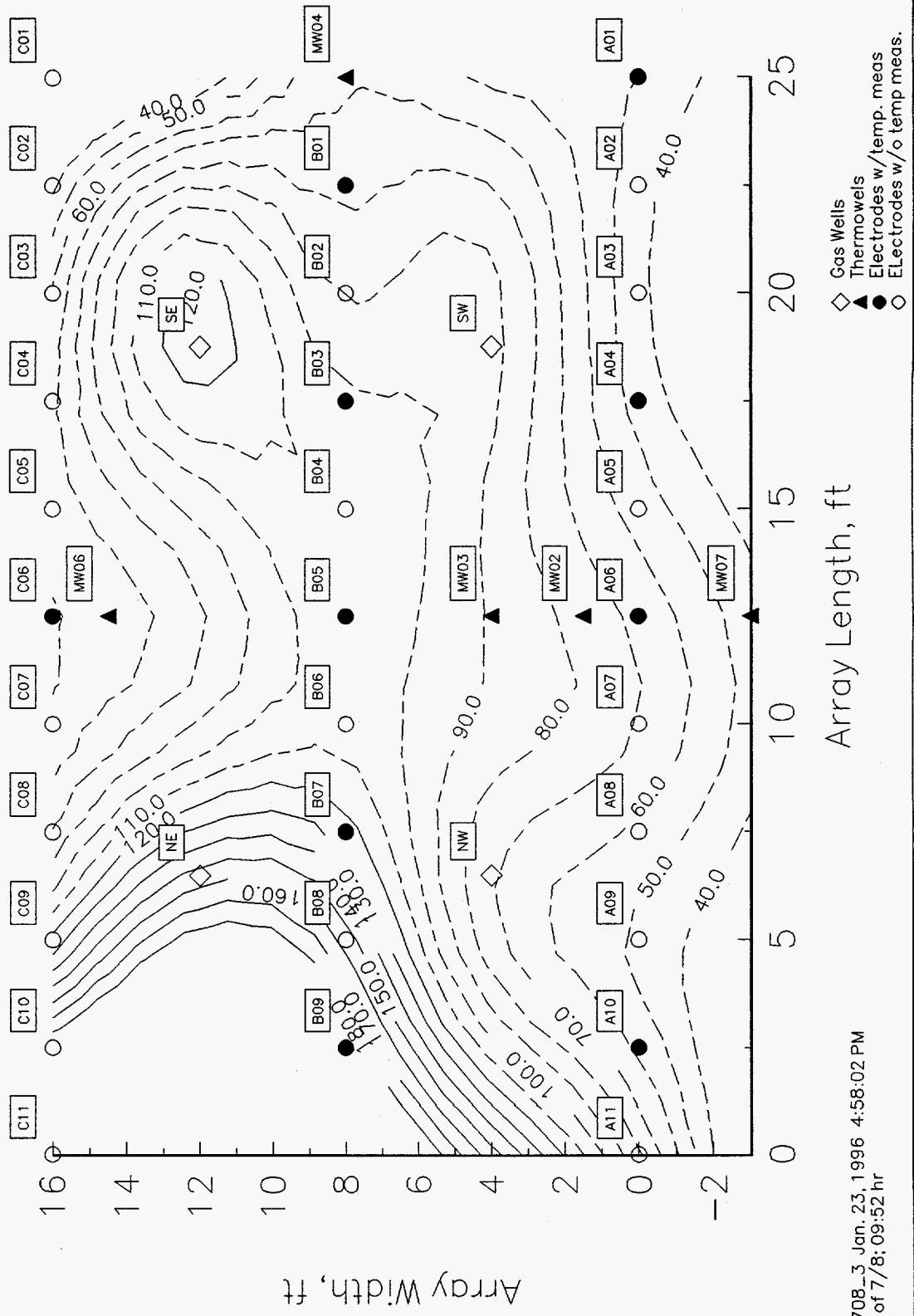
Central Horizontal Plane Temperature Contours, K-25 Site
(Temperature (C) at a Depth of 9 ft, After 24.6 Days of AC Heating)



CN0708_2 Jan. 23, 1996 4:39:06 PM
Data of 7/8; 09:52 hr

Figure C-4

Horizontal Plane Temperature Contours, K-25 Site
(Temperature (C) at a Depth of 18 ft, After 24.6 Days of AC Heating)



Appendix D

TOTAL RDDT&E COST OF PROJECT

Appendix D

COMPARISON OF MEASURED VERSUS CALCULATED STEP POTENTIAL

Step potential measurements were made around the electrode array to assure that the soil surface was safe for people to walk on. A safety exclusion fence was installed to cordon off areas where the step potential was 2 volts/meter or higher. Computer calculations were done to predict the contour of step potentials around the array. These calculations were done for an input power level of 200 KVA. The installation of the safety exclusion fence was done on the basis of these calculations. Prior to the start of the demonstration a low power test was done during which the step potentials around the array were measured along eight radial lines. Figure D-1 illustrates the predicted contours of step potential and the radial measurement locations outside the fence.

The measurements at a input power levels were extrapolated to a level of 200 KVA. The predicted values at 200 KVA are compared with the measured values extrapolated to 200 KVA in the attached 8 figures D-2 through D-9.

Figure D-1. Location of Step Potential Measurement Points

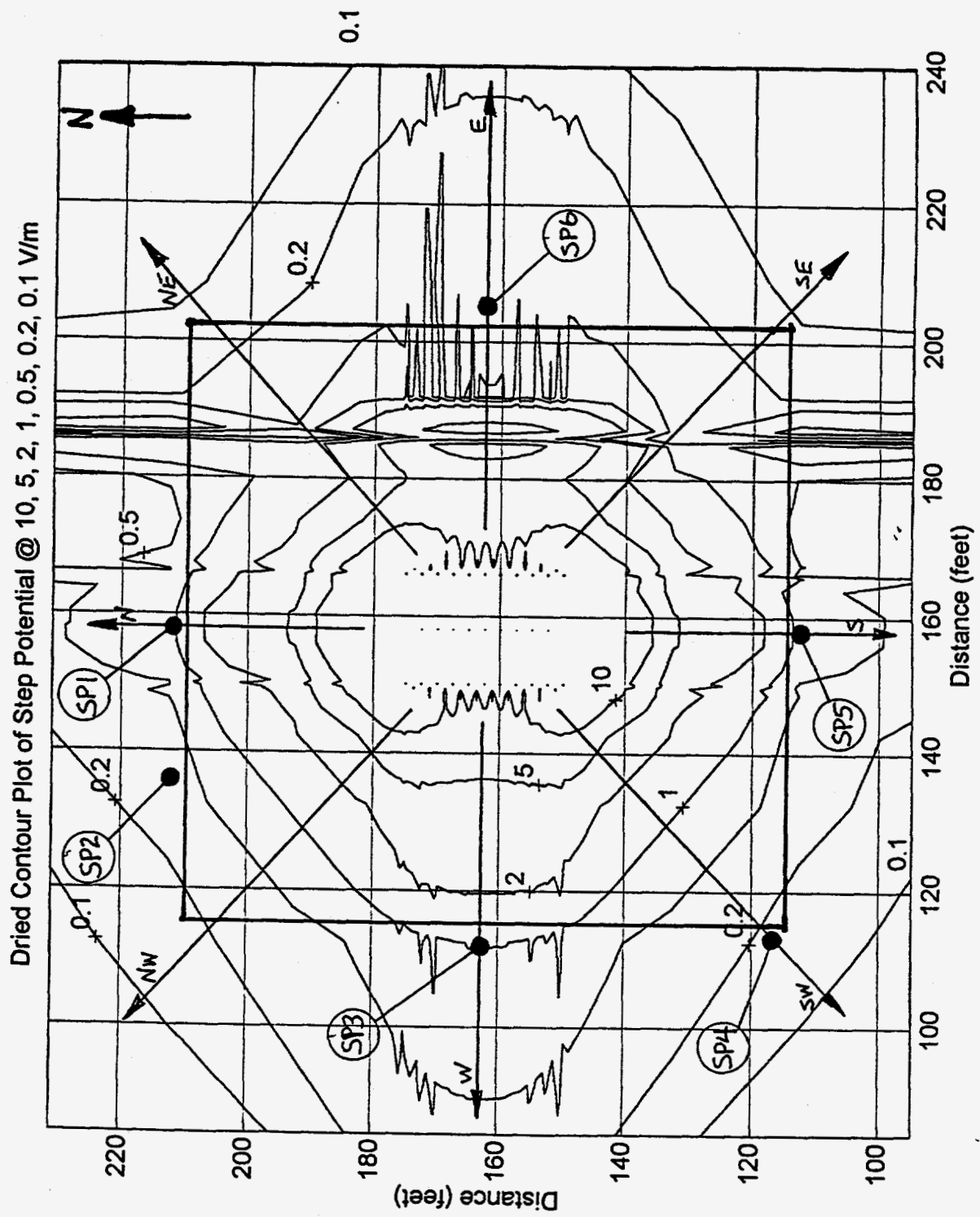


Figure D-2. Measured versus Predicted Step Potential --- North Radial

North Radial

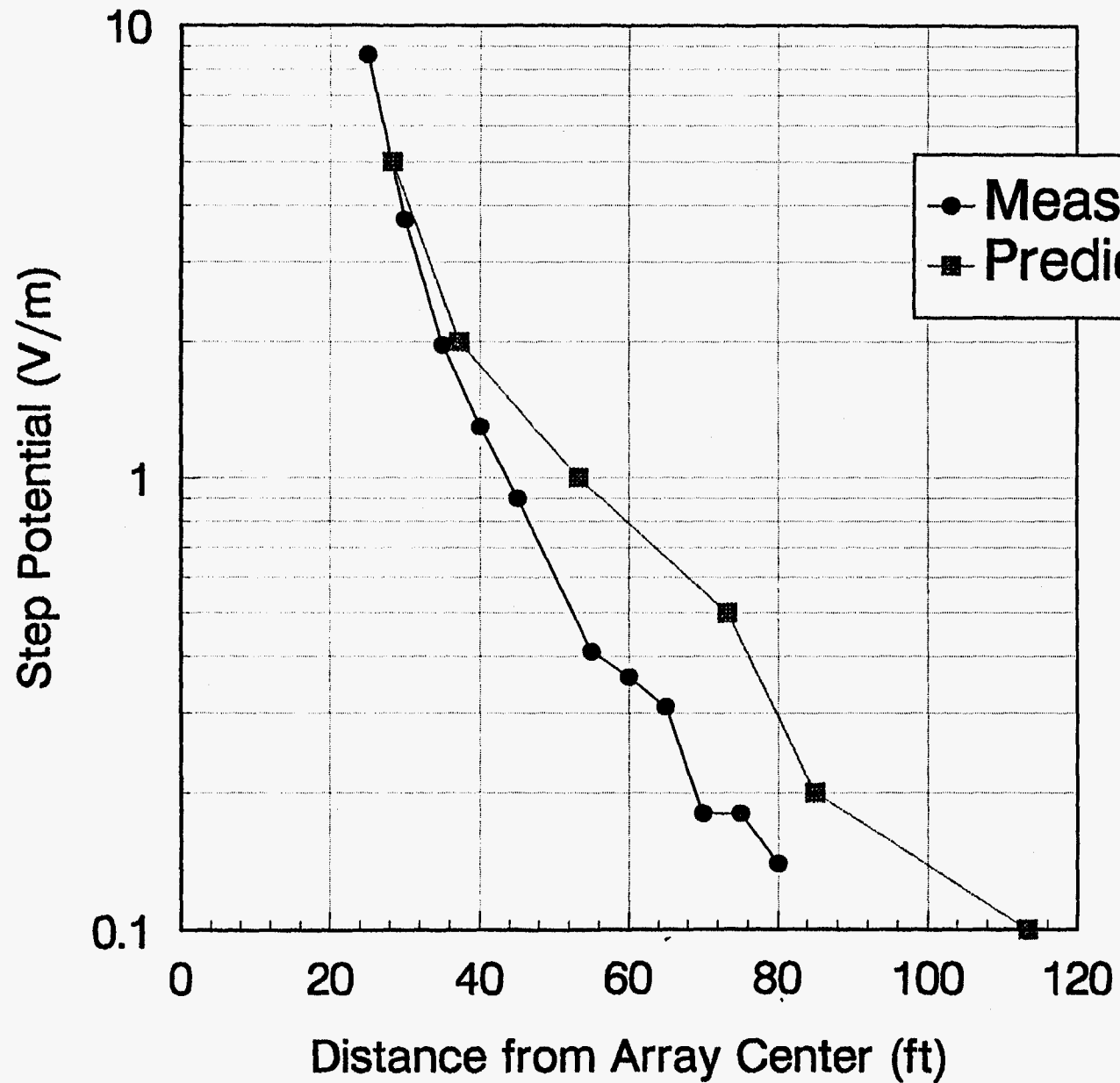


Figure D-3. Measured versus Predicted Step Potential --- East Radial

East Radial

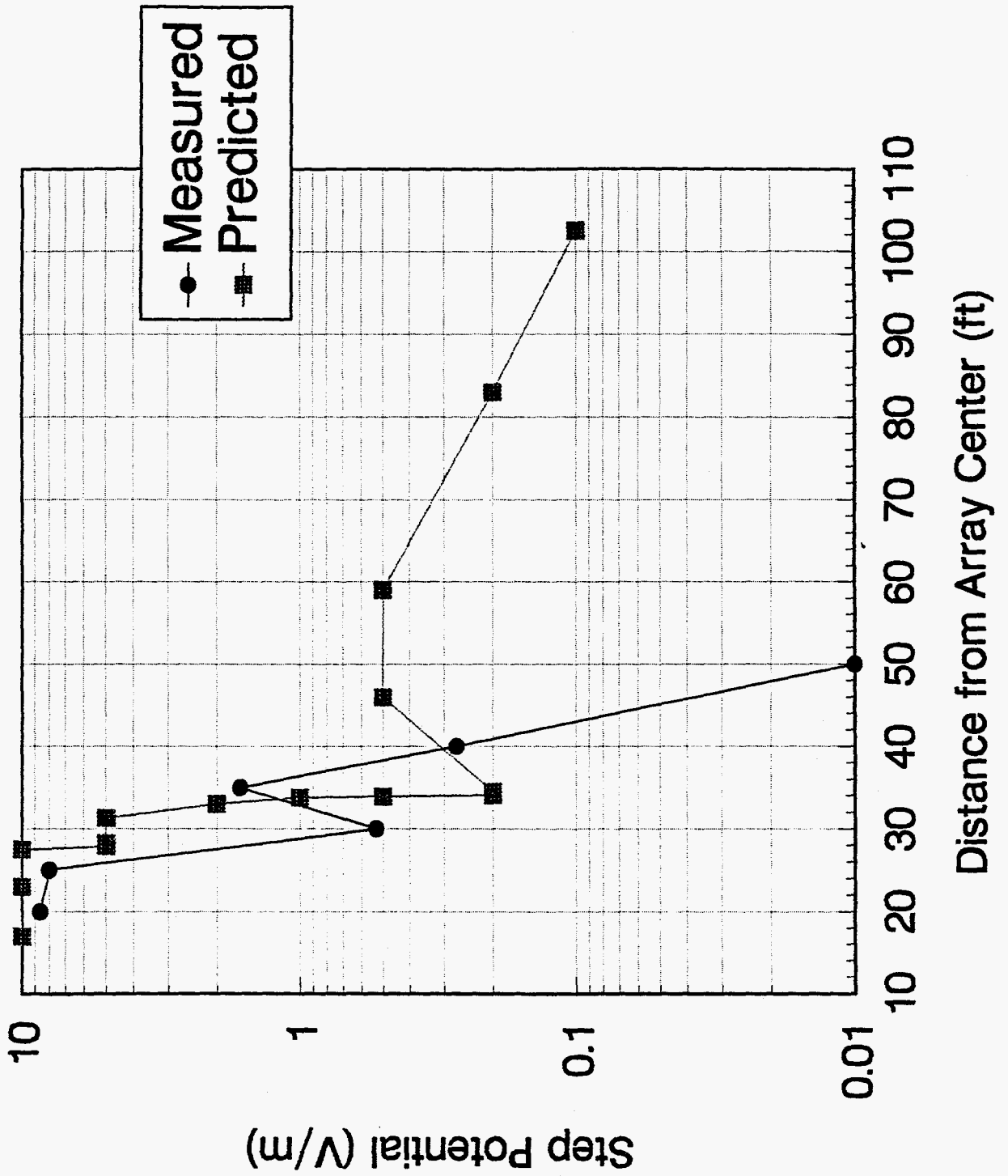


Figure D-4. Measured versus Predicted Step Potential --- South Radial

South Radial

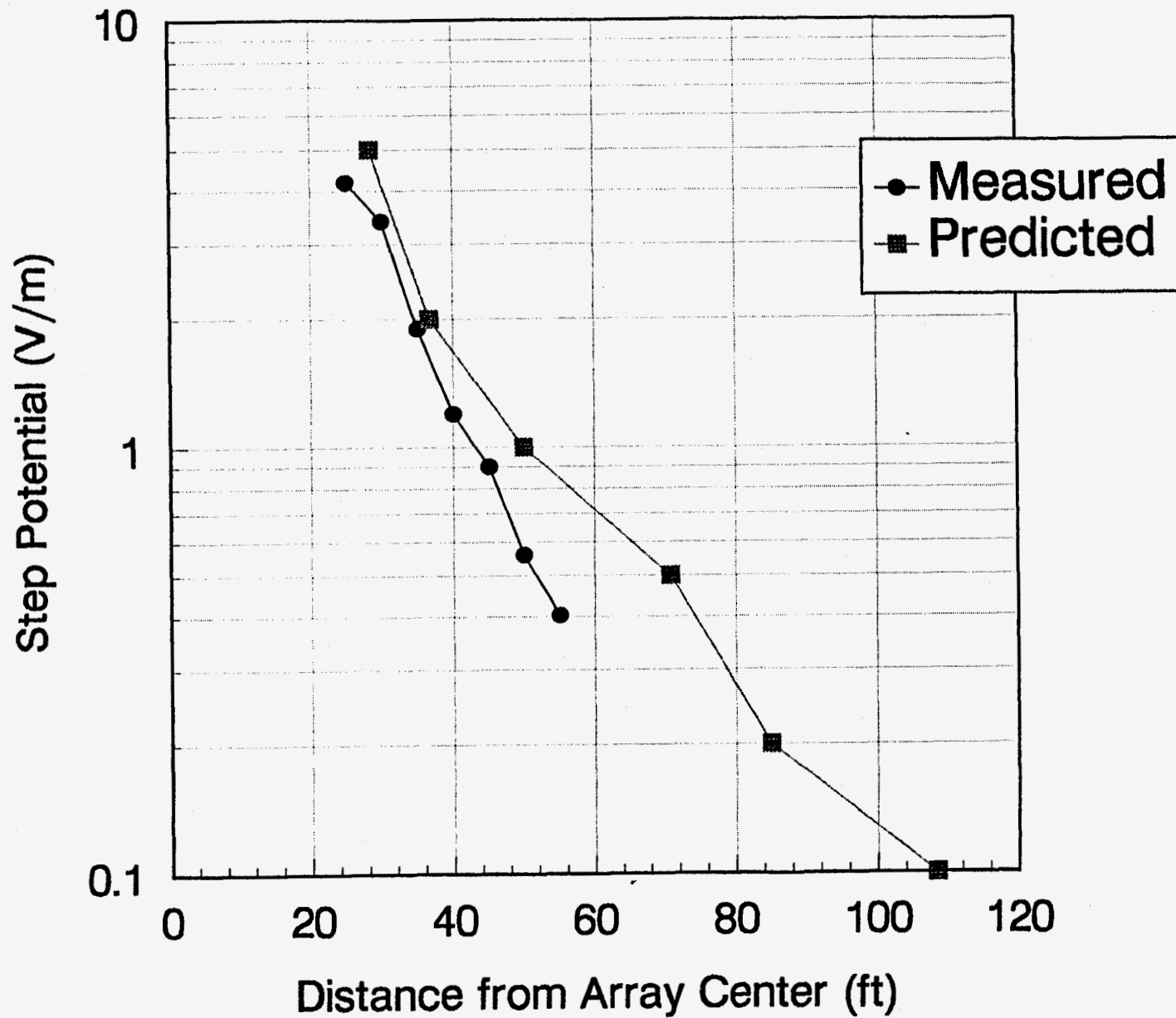


Figure D-5. Measured versus Predicted Step Potential --- West Radial

West Radial

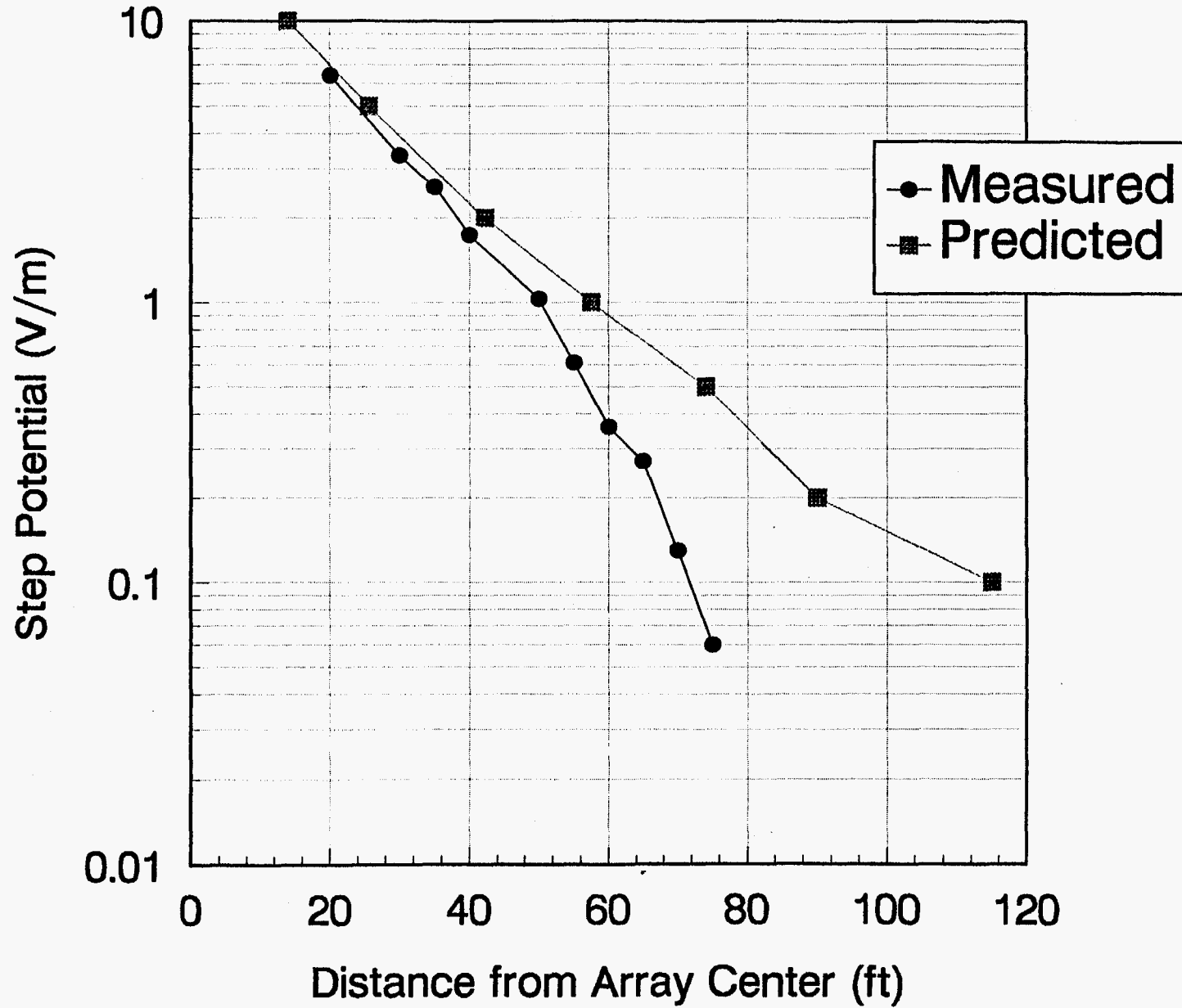


Figure D-6. Measured versus Predicted Step Potential --- Northwest Radial

Northwest Radial

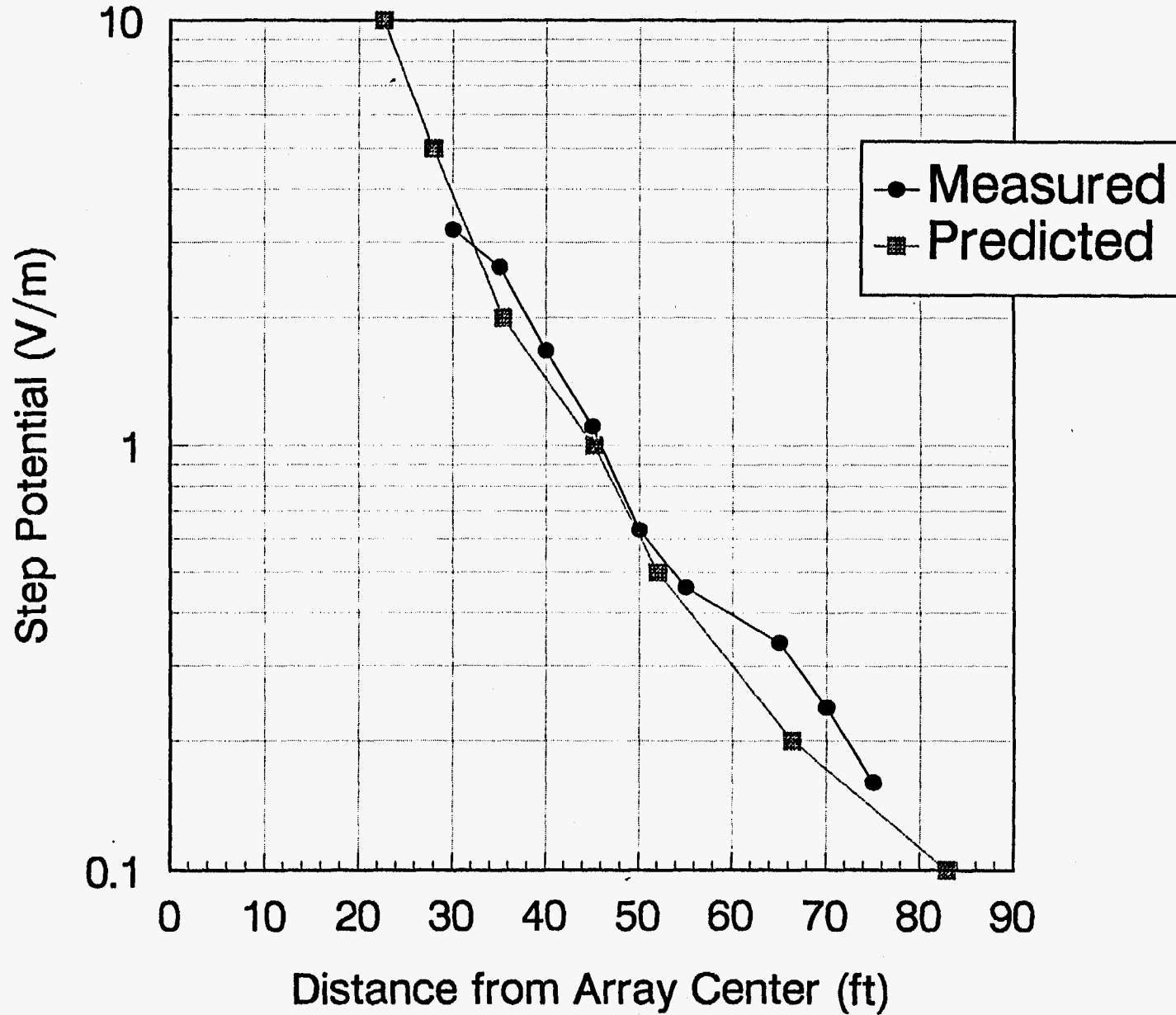


Figure D-7. Measured versus Predicted Step Potential --- Southwest Radial

Southwest Radial

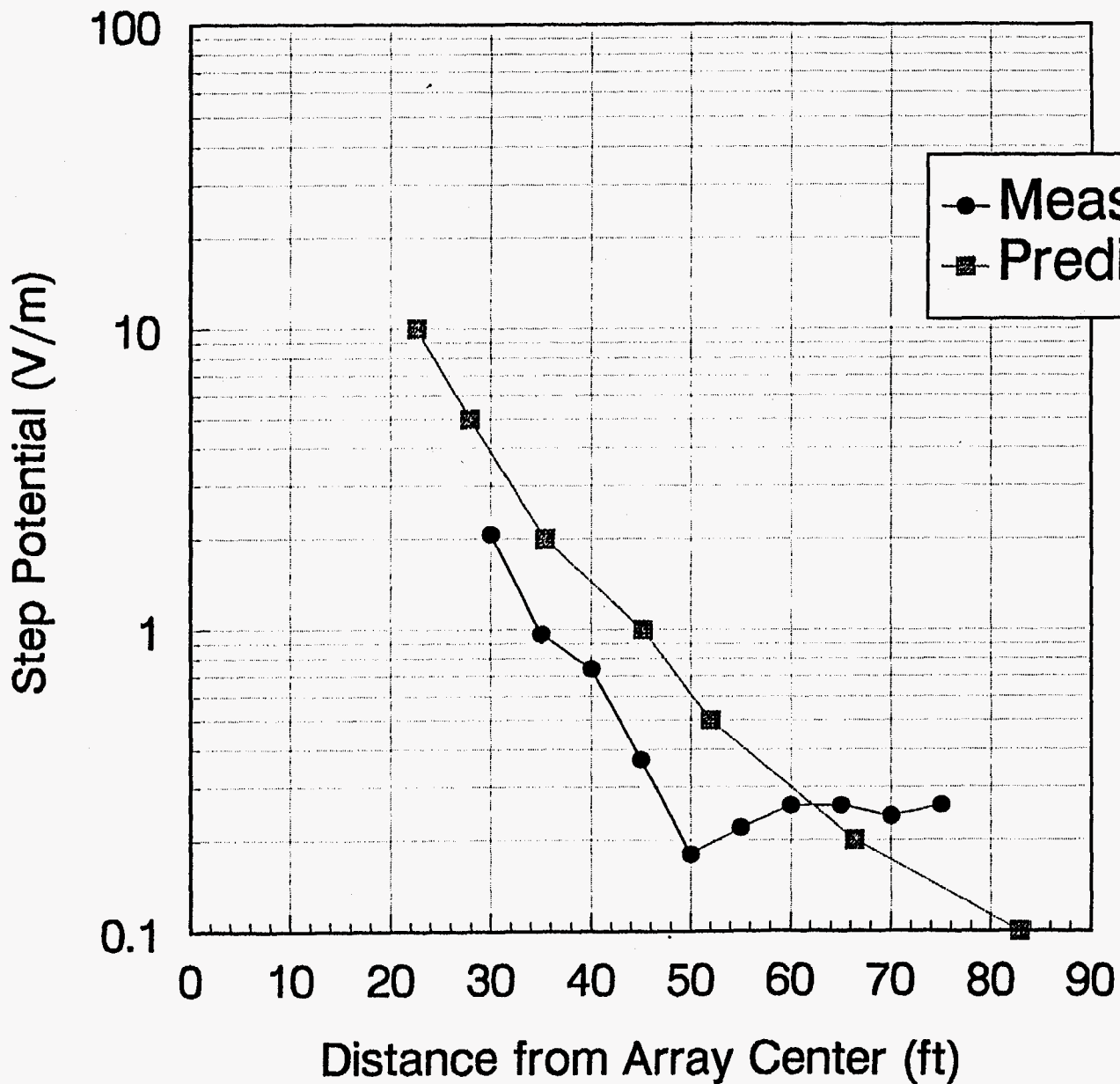


Figure D-8. Measured versus Predicted Step Potential --- Northeast Radial

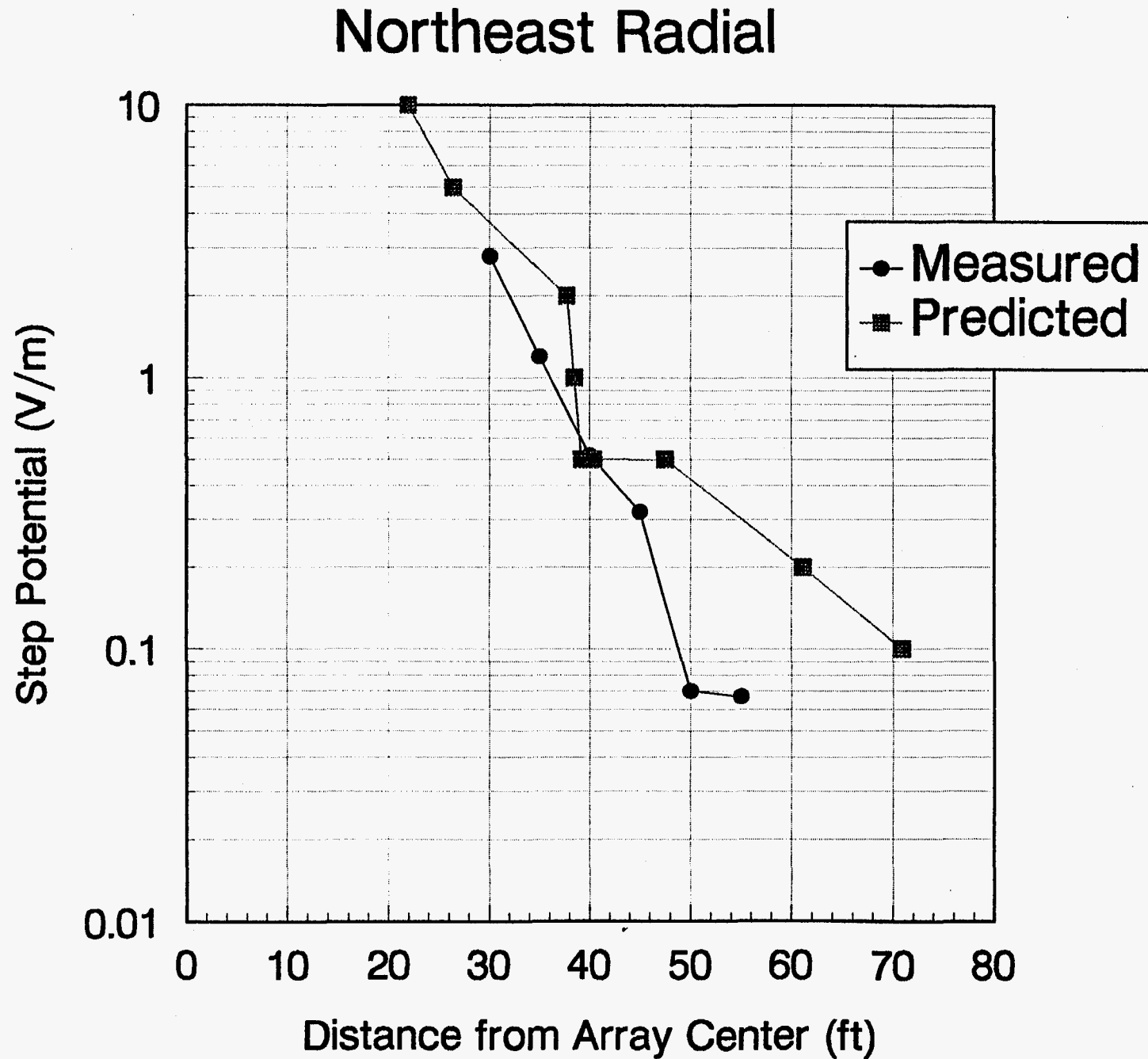
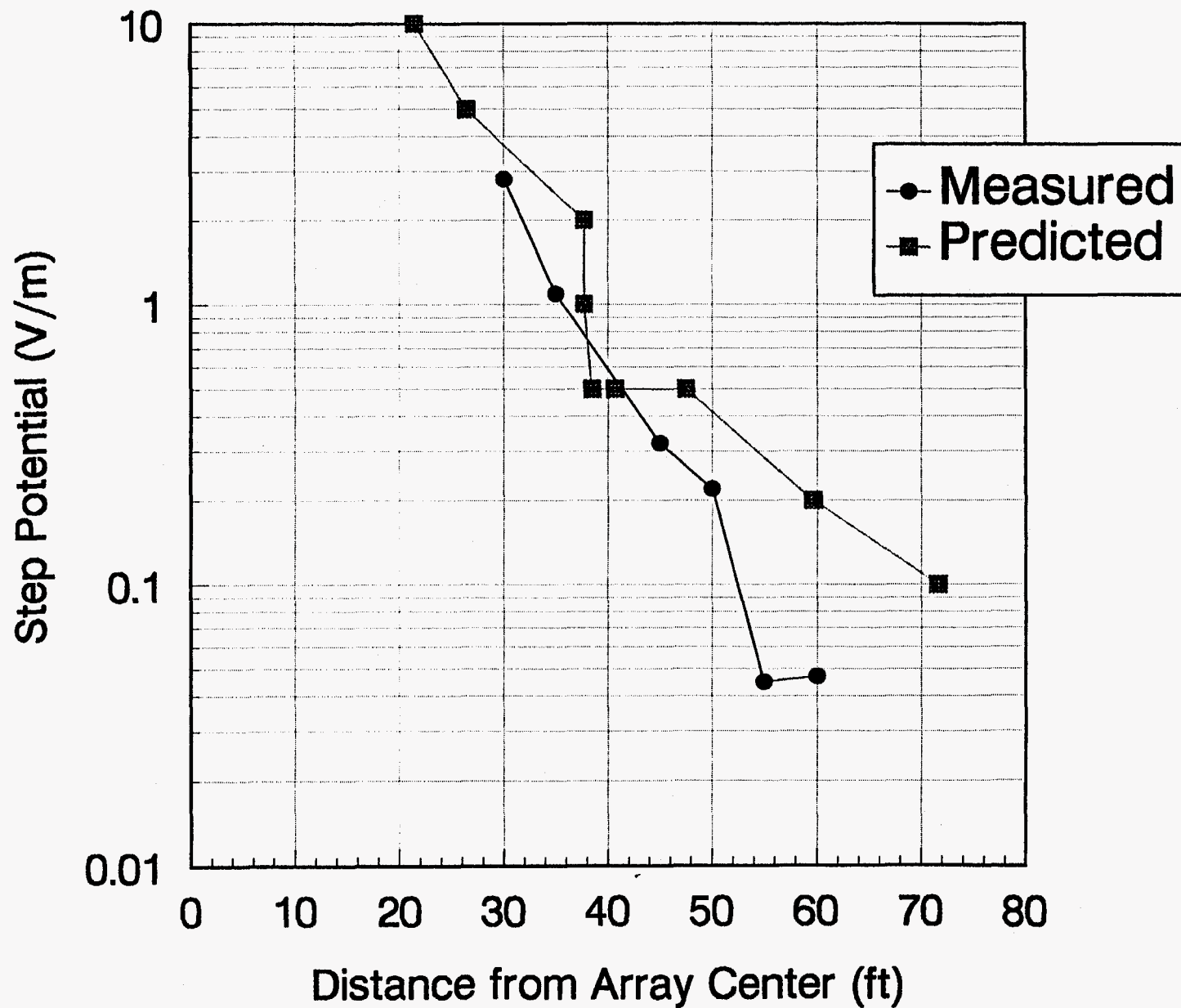


Figure D-9. Measured versus Predicted Step Potential --- Southeast Radial

Southeast Radial



Appendix E

TOTAL RDDT&E COST OF PROJECT

The total cost of the project is summarized in Table E-1 by task. The cost breakdown given in Table E-1 has been rounded to the nearest \$50 or \$100.

Table E-1. Cost of RDDT&E by Task		
Task	Projected Cost by Task. Estimate at Completion	Percent of Total Cost
Develop Project Plans	\$16,100	2%
Engineering (Design, Work Plan, HASP)	\$131,400	15%
Procurement, Fabrication, Get Ready	\$114,800	13%
Field Prep., System Installation, Soil Sampling & Analysis	\$195,600	23%
Conduct Demonstration(Readiness Review, Shake Down, Heating, Cooling)	\$163,900	19%
Soil Sampling, Analysis, Demobilization	\$96,400	11%
Analyze Data. Write Report	\$145,550	17%
Total	\$863,750	100%

DISCLAIMER

This report was prepared as an account of work sponsored by an agency of the United States Government. Neither the United States Government nor any agency thereof, nor any of their employees, makes any warranty, express or implied, or assumes any legal liability or responsibility for the accuracy, completeness, or usefulness of any information, apparatus, product, or process disclosed, or represents that its use would not infringe privately owned rights. Reference herein to any specific commercial product, process, or service by trade name, trademark, manufacturer, or otherwise does not necessarily constitute or imply its endorsement, recommendation, or favoring by the United States Government or any agency thereof. The views and opinions of authors expressed herein do not necessarily state or reflect those of the United States Government or any agency thereof.