




# **Defense Logistics Agency**

## **BRAC 95**

### **Defense Distribution Region East (DDRE)**

#### **DATA CALL**

#### **Volume C**





PART II



II.A.1., II.A.2., II.A.3., II.A.4.

Activity: (KM) Defense Distribution Depot Letterkenny Pennsylvania  
Duty Station: Michigan Avenue, Building 2  
 Chambersburg, PA 17201

<u>Organization</u>	<u>Number of Employees</u>	<u>Military</u>		<u>Civilians</u>	
		<u>Auth</u>	<u>Asqd</u>	<u>Perm</u>	<u>Temp</u>
Defense Distribution Depot Letterkenny Pennsylvania	458				
Office of Depot Director (D)	4				
1 Mil 0-5 (M)		1	1		
1 GM-2030-13 (M)				1	
1 GM-2030-13 (S)				1	
1 GS-318-6				1	
Product Receipt/Evaluation (E) Division	2				
1 GS-2030-12 (S)				1	
1 GS-318-5				1	
Inspection Branch (EB)	38				
1 GS-303-4				1	
1 WS-6912-7 (S)				1	
15 WG-6912-7				15	
1 WG-7001-7				1	
1 WS-7002-6				1	
17 WG-7002-6				17	
1 WG-4604-5				1	
1 WG-6907-5				1	
Documentation Branch (ED)	16				
1 GS-2005-8 (S)				1	
4 GS-2005-5				4	
1 GS-303-4				1	
9 GS-2005-4				9	
1 GS-2005-3				1	
Inbound/Outbound Branch (EI)	11				
1 WS-6907-6 (S)				1	
9 WG-6907-6				9	
1 WG-5704-5				1	
Warehousing Division I (S)	4				
1 Mil E-7		1	1		
1 GS-2003-12 (S)				1	
1 GS-2030-9				1	
1 GS-2032-9				1	
1 GS-318-5				1	

Activity: KM (DDLDP)

<u>Organization</u>	<u>Number of Employees</u>	<u>Military Auth</u>	<u>Asgd</u>	<u>Civilians Perm</u>	<u>Temp</u>
Bin Warehousing Branch (SA)	21				
1 GS-2005-4				1	
1 WS-6907-6 (S)				1	
11 WG-6907-6				11	
1 WL-6907-5				1	
7 WG-6907-5				7	
Bulk Warehousing Branch (SB)	26				
1 GS-303-4				1	
1 WS-6907-6 (S)				1	
14 WG-6907-6				14	
1 WS-6907-5 (S)				1	
4 WL-6907-5				4	
5 WG-6907-5				5	
Hazardous Materials Branch (SH)	11				
1 GS-303-4				1	
1 WG-7001-7				1	
1 WS-6907-6 (S)				1	
4 WG-6907-6				4	
4 WG-6907-5				4	
Packing Branch (SP)	3				
1 WS-7001-12 (S)				1	
1 WS-7001-11 (S)				1	
1 GS-318-4				1	
Heavy Pack Section (SPH)	27				
1 WS-4604-7 (S)				1	
2 WL-4604-7				2	
12 WG-4604-7				12	
1 WG-7001-7				1	
6 WG-7002-6				6	
1 WG-4604-5				1	
2 WG-5435-5				2	
1 WG-6907-5				1	
1 WG-7002-4				1	
Intermediate Processing Section (SPM)	16				
7 WG-7001-7				7	
1 WS-7002-6 (S)				1	
6 WG-7002-6				6	
2 WG-6907-5				2	

Activity: KM (DDLDP)

<u>Organization</u>	<u>Number of</u> <u>Employees</u>	<u>Military</u>		<u>Civilians</u>	
		<u>Auth</u>	<u>Asqd</u>	<u>Perm</u>	<u>Temp</u>
<b>Fabricating, Cleaning, and (SPP)</b>	<b>22</b>				
<b>Processing Section</b>					
2 GS-2005-3				2	
4 WG-7001-7				4	
1 WS-5435-5 (S)				1	
1 WG-5435-5				1	
2 WG-6907-5				2	
1 WL-7004-5				1	
6 WG-7002-4				6	
1 WG-7004-4				1	
3 WG-7004-3				3	
<b>Stock Maintenance Set (SS)</b>	<b>13</b>				
<b>Assembly Branch</b>					
1 GS-303-4				1	
1 WG-7001-7				1	
1 WG-6907-6				1	
1 WS-7002-6 (S)				1	
3 WG-7002-6				3	
4 WG-7004-5				4	
2 WG-7002-4				2	
<b>Weapons Classified Material (SW)</b>	<b>15</b>				
<b>Branch</b>					
1 GS-2005-5				1	
1 GS-303-4				1	
1 WG-5725-8				1	
2 WG-4604-7				2	
2 WG-6907-6				2	
1 WS-7002-6 (S)				1	
1 WL-7002-6				1	
4 WG-7002-6				4	
2 WG-6907-5				2	
<b>Transportation Shipping (T)</b>	<b>1</b>				
<b>Division</b>					
1 Mil 0-3 (S)		1	1		
1 GS-318-5				1	
<b>Freight Terminal Branch (TF)</b>	<b>15</b>				
1 GS-2131-9 (S)				1	
1 GS-2102-7				1	
2 GS-2131-6				2	
2 GS-2102-4				2	
1 GS-2134-4				1	
1 WS-6907-6				1	
2 WG-5704-6				2	
5 WG-5704-5				5	

Activity: KM (DDLDP)

<u>Organization</u>	<u>Number of Employees</u>	<u>Military Auth</u>	<u>Asqd</u>	<u>Civilians Perm</u>	<u>Temp</u>
Shipment Planning Branch (TS)	18				
1 GS-2102-9 (S)				1	
1 GS-2005-7 (S)				1	
1 GS-2102-7				1	
2 GS-2135-6				2	
2 GS-2102-5				2	
5 GS-2005-5				5	
1 GS-2134-5				1	
1 GS-2102-4				1	
2 GS-2134-4				2	
1 GS-2102-3				1	
1 GS-2134-3				1	
Vehicle Support Branch (TV)	16				
1 GS-322-3				1	
1 GS-2151-3				1	
1 WS-5703-8 (S)				1	
10 WG-5703-8				10	
2 WG-5703-7				2	
1 WG-5703-5				1	
Warehousing Division II (U)	2				
1 GS-2030-12 (S)				1	
1 GS-318-5				1	
Vehicle Planning/ (UD)	17				
Documentation Branch					
1 GS-1152-10 (S)				1	
3 GS-1152-9				3	
1 GS-303-5				1	
1 GS-303-4				1	
2 GS-2005-3				2	
4 WG-5903-11				4	
1 WG-6910-7				1	
2 WG-6904-6				2	
1 WG-6907-6				1	
1 WG-6910-5				1	
Mechanical Repair Branch (UM)	24				
1 GS-303-4				1	
3 WG-3703-10				3	
1 WG-2854-9				1	
2 WS-5803-9				2	
8 WG-5803-9				8	
6 WG-5803-8				6	
3 WG-5803-5				3	

Activity: KM (DDLDP)

<u>Organization</u>	<u>Number of Employees</u>	<u>Military</u>		<u>Civilians</u>	
		<u>Auth</u>	<u>Asgd</u>	<u>Perm</u>	<u>Temp</u>
Outside Processing Branch (UO)	27				
1 GS-303-4				1	
2 WG-5725-11				2	
1 WG-5703-8				1	
1 WG-5707-8				1	
1 WS-4602-7 (S)				1	
4 WG-4602-7				4	
4 WG-5703-7				4	
1 WS-7006-7 (S)				1	
1 WL-7006-7				1	
6 WG-7006-7				6	
2 WG-6907-6				2	
3 WG-7006-5				3	
Vehicle Processing/ Preparation Branch (UP)	46				
1 GS-303-4				1	
1 WS-4102-9 (S)				1	
1 WL-4102-9				1	
9 WG-4102-9				9	
2 WG-5703-8				2	
2 WG-5707-8				2	
3 WG-4102-7				3	
4 WG-7006-7				4	
1 WS-4102-5 (S)				1	
1 WL-4102-5				1	
11 WG-4102-5				11	
3 WG-7006-5				3	
2 WG-7009-4				2	
5 WG-3502-3				5	
Inventory Integrity Division (V)	3				
0 Mil E-7		1	0		
1 GS-2001-12 (S)				1	
1 GS-2005-6				1	
1 GS-318-5				1	
Reconciliation Branch (VR)	13				
1 GS-2005-9 (S)				1	
4 GS-2005-7				4	
4 GS-2005-5				4	
1 GS-318-4				1	
3 GS-2005-4				3	

Activity: KM (DDLDP)

<u>Organization</u>	<u>Number of Employees</u>	<u>Military</u>		<u>Civilians</u>	
		<u>Auth</u>	<u>Asqd</u>	<u>Perm</u>	<u>Temp</u>
Support Branch (VS)	14				
1 GS-2001-11 (S)				1	
3 GS-2001-9				3	
3 GS-303-7				3	
2 GS-2005-7				2	
1 GS-2005-5				1	
2 GS-2005-4				2	
2 WG-6901-10				2	
Support Office (X)	3				
1 GS-341-12 (S)					
2 GS-318-5					
Administration Branch (XA)	14				
1 GS-2003-11				1	
1 GS-301-10				1	
2 GS-343-9				2	
2 GS-2003-9				2	
2 GS-2030-9				2	
2 GS-303-7				2	
1 GS-2005-7				1	
1 GS-2005-6				1	
2 GS-2005-4				2	
Quality Branch (XQ)	14				
1 GS-1910-11 (S)				1	
1 GS-1910-11				1	
12 GS-1910-9				12	



II.A.5.

Activity: (KM) Defense Distribution Depot Letterkenny Pennsylvania  
Duty Station: Michigan Avenue, Building 2  
 Chambersburg, PA 17201

<u>Organization</u>	<u>Personnel (Total)</u>	<u>Military</u>				<u>Civilians</u>	
		<u>Ofcr</u>		<u>Enl</u>		<u>Perm</u>	<u>Temp</u>
		<u>Auth</u>	<u>Asqd</u>	<u>Auth</u>	<u>Asqd</u>		
D Office of Depot Director	4	1	1			3	0
E Product Receipt/ Evaluation Division	67					67	0
S Warehousing Division I	159			1	1	158	0
T Transportation Division	51	1	1			50	0
U Warehousing Division II	116					116	0
V Inventory Integrity Division	30			1	0	30	0
X Support Office	31					31	0
	<hr/>	<hr/>	<hr/>	<hr/>	<hr/>	<hr/>	<hr/>
Total Military Authorized:	4	2		2			
Total Military Assigned:	3		2		1		
Total Civilians:	455					455	0
Total Military Assigned & Civilians:	458						

II.B.6.

Activity: (KM) Defense Distribution Depot Letterkenny Pennsylvania  
Duty Station: Michigan Avenue, Building 2  
Chambersburg, PA 17201

Total number of civilian employees	455
Less: Type of Appointment Code 3, 8, and 9 employees	- 0
Total Number of permanent civilian employees	<u>455</u>
Permanent civilian employees who are Reemployed annuitants	0
Type of Appointment Code 4 employees	0
Type of Appointment Code 5 employees	0
Type of Appointment Code 7 or 0 employees who do not have personal career or career conditional status, who are not serving under a permanent VRA, or who are not serving under a Schedule A, 213.3102 (u) appointment	<u>0</u> 0

Total number of permanent civilian employees who are not eligible to be registered in the DoD Priority Placement Program

$$0 / 455 = .0000000$$
$$= 0\%$$

II.B.7.

Activity: (KM) Defense Distribution Depot Letterkenny Pennsylvania  
Duty Station: Michigan Avenue, Building 2  
 Chambersburg, PA 17201

<u>Age Range</u>	<u>Number of Permanent Civilian Employees</u>	X	<u>Factor</u>	=	<u>Number of Nonmovers</u>
20-24	1	X	.774	=	1
25-29	8	X	.744	=	6
30-34	42	X	.826	=	35
35-39	84	X	.882	=	74
40-44	123	X	.907	=	112
45-49	114	X	.933	=	106
50-54	47	X	.920	=	43
55-59	24	X	.944	=	23
60-64	12	X	.952	=	11
	<hr/>				<hr/>
<b>Total</b>	<b>455</b>				<b>411</b>

411 / 455 = .90032967 or 90.0% nonmovers

II.A.1., II.A.2., II.A.3., II.A.4., II.A.5., II.B.6., II.B.7.

Activity: KM (DDLDP)

Sources Used to Derive Numbers:

APCAPS Listings

Loss/Gain Reports from APCAPS and manual strength reports

Organizational Modeling Report

RPGs listed in source requirements



JQ- DDRE

II.B.8

Response to II.B.8 Per Diem Rate.

Required Source: DoD Joint Travel Regulation, Vol II, Appendix E

Defense Distribution Region East, Headquarters	\$89
Defense Distribution Depot Susquehanna	
New Cumberland Facility	\$89
Mechanicsburg Facility	\$83
Defense Distribution Depot Richmond	\$93
Defense Distribution Depot Cherry Point	\$66
Defense Distribution Depot Columbus	\$103
Defense Distribution Depot Charleston	\$89
Defense Distribution Depot Letterkenny	\$66
Defense Distribution Depot Tobyhanna	\$73
Defense Distribution Depot Norfolk	
1 May - 30 Sep	\$117
1 Oct - 30 Apr	\$ 95
Defense Distribution Depot Memphis	\$87
Defense Distribution Depot Albany	\$77
Defense Distribution Depot Anniston	\$67
Defense Distribution Depot Jacksonville	\$80
Defense Distribution Depot Pensacola	\$87
Defense Distribution Depot Warner Robins	\$69



II.C.9.a. BRAC 95 COMPUTATION WORKSHEET

OFFICERS

GRADE	MARITAL STATUS	BASE PAY	BAQ QUARTERS	BAS SUBSISTENCE	VHA VARIABLE HOUSING ALLOWANCE	OTHER	TOTAL MONTHLY SALARY
05	M	\$4,739.40	\$780.30	\$142.46	\$19.21	0	\$5,681.37
04	S	3,533.10	687.90	142.46	57.00	0	4,420.46
TOTALS	1	\$8,272.50	\$1,468.20	\$284.92	\$76.21	0	\$10,101.83
AVERAGE	.5	\$4,136.25	\$734.10	\$142.46	\$38.11	0	\$5,050.92

ACTIVITY TITLE: Defense Distribution Depot Letterkenny

DUTY STATION: Chambersburg, PA

SOURCE: LES as of July 1994

DDL P = KM



**II.C.9.b. BRAC 95 COMPUTATION WORKSHEET**

ENLISTED

OFFICERS

GRADE	MARITAL STATUS	BASE PAY	BAQ QUARTERS	BAS SUBSISTENCE	VHA VARIABLE HOUSING ALLOWANCE	OTHER	TOTAL MONTHLY SALARY
E-8	M	\$2,39.80	\$538.50	\$234.29	\$57.74	0	\$3,270.33
TOTALS	1	\$2,439.80	\$538.50	\$234.29	\$57.74	0	\$3,270.33
AVERAGE	1	\$2,439.80	\$538.50	\$234.29	\$57.74	0	\$3,270.33

ACTIVITY TITLE: Defense Distribution Depot Letterkenny  
 DUTY STATION: Chambersburg, PA  
 SOURCE: LES as of July 1994

II.C.10. Percent of Assigned Military Families Living on Base

Activity: Defense Distribution Depot Letterkenny

Duty Station: Chambersburg, PA

Military Officer Families (Total) 2

Military Enlisted Families (Total) 1

Total Military Families 3

Military Officer Families Living on Base 1

Military Enlisted Families Living on Base 0

Total Military Families Living on Base 1

1/3 = 33% of Assigned Military Families Live on Base

Source: Survey of Military Personnel

PART III



ION ACTIVITY	DEPOT ACTIVITY	CAC	OC	TYPE	OCT-JUL	PROJ AUG-SEP	PROJ FY94
JY	96401	1232	IND				
JY	96401	1233	IND				
JY	96401	1242	IND		\$3,457	\$2,393	\$1,850
JY	96401	1243	IND		\$1,555	\$1,076	\$2,631
JY	96401	1252	IND		\$4,116	\$2,850	\$6,965
JY	96401	1253	IND		\$929	\$0	\$929
JY	96401	1282	IND		\$3,246	\$2,247	\$5,494
JY	96401	1283	IND		\$603	\$417	\$1,020
JY	97101	1113	G+A		\$410	\$284	\$694
JY	97101	1115	G+A		\$26,541	\$18,375	\$44,916
JY	97101	1153	G+A		\$3,715	\$2,572	\$6,287
JY	97101	1223	G+A		\$969	\$671	\$1,639
JY	97101	1225	G+A		\$62	\$43	\$104
JY	97101	1233	G+A		\$9	\$6	\$15
JY	97101	1235	G+A		\$1,866	\$1,292	\$3,157
JY	97101	1243	G+A		\$516	\$357	\$872
JY	97101	1245	G+A		\$2,681	\$1,856	\$4,537
JY	97101	1253	G+A		\$260	\$180	\$440
JY	97101	1255	G+A		\$1,273	\$882	\$2,155
JY	97101	1283	G+A		\$54	\$37	\$91
JY	97201	1115	G+A		\$698	\$483	\$1,181
JY	97201	1155	G+A		\$31,090	\$21,524	\$52,613
JY	97201	1225	G+A		\$8,739	\$6,050	\$14,789
JY	97201	1235	G+A		\$72	\$50	\$121
JY	97201	1245	G+A		\$3,372	\$2,335	\$5,707
JY	97201	1255	G+A		\$3,045	\$2,108	\$5,152
JY	97201	1285	G+A		\$1,769	\$1,225	\$2,994
JY	97601	1113	G+A		\$736	\$509	\$1,245
JY	97601	1153	G+A		\$14,484	\$10,027	\$24,511
JY	97601	1223	G+A		\$1,843	\$1,276	\$3,120
JY	97601	1233	G+A		\$33	\$23	\$56
JY	97601	1243	G+A		\$1,258	\$867	\$2,120
JY	97601	1253	G+A		\$1,868	\$1,293	\$3,161
JY	97601	1283	G+A		\$1,248	\$864	\$2,111
JY	97901	1113	G+A		\$429	\$297	\$726
JY	97901	1223	G+A		\$785	\$543	\$1,328
JY	97901	1233	G+A		\$2	\$1	\$3
JY	97901	1243	G+A		\$43	\$30	\$74
JY	97901	1253	G+A		\$82	\$57	\$140
JY	97901	1283	G+A		\$40	\$28	\$68
KM	00000	1115	99999		\$23	\$16	\$39
KM	31101	1112	IND		\$81	\$0	\$81
KM	31101	1113	IND		\$79,948	\$16,656	\$96,603
KM	31101	1115	IND		\$550,478	\$114,683	\$665,161
KM	31101	1119	IND		\$126	\$26	\$153
KM	31101	1153	IND		\$1,257	\$0	\$1,257
KM	31101	1222	IND		\$7,416	\$1,545	\$8,961
KM	31101	1223	IND		\$182	\$38	\$220
KM	31101	1225	IND		\$1,053	\$219	\$1,272
KM	31101	1232	IND		\$18	\$4	\$21
KM	31101	1233	IND		\$3,856	\$803	\$4,659
KM	31101	1242	IND		\$35,392	\$7,373	\$42,765
KM	31101	1243	IND		\$5,596	\$1,166	\$6,762
KM	31101	1252	IND		\$46,422	\$9,671	\$56,094
KM	31101	1253	IND		\$1,159	\$0	\$1,159
KM	31101	1255	IND		\$20,894	\$4,353	\$25,247
KM	31101	1283	IND		(\$14)	\$0	(\$14)
KM	31103	1113	IND		\$4,544	\$947	\$5,490
KM	31103	1115	IND		\$100,568	\$20,952	\$121,520
					\$2,040	\$425	\$2,465

ION ACTIVITY	DEPOT ACTIVITY	CAC	OC	TYPE	OCT-JUL	PROJ AUG-SEP	PROJ FY94
KM	KM	31103	1153	IND			
KM	KM	31103	1223	IND	\$3,383	\$705	\$4,087
KM	KM	31103	1225	IND	\$173	\$36	\$208
KM	KM	31103	1233	IND	\$1	\$0	\$2
KM	KM	31103	1235	IND	\$8,329	\$1,735	\$10,064
KM	KM	31103	1243	IND	\$237	\$49	\$287
KM	KM	31103	1245	IND	\$7,727	\$1,610	\$9,336
KM	KM	31103	1253	IND	\$145	\$30	\$175
KM	KM	31103	1255	IND	\$2,652	\$552	\$3,204
KM	KM	31103	1283	IND	\$30	\$6	\$36
KM	KM	31201	1113	IND	\$640	\$133	\$774
KM	KM	31201	1115	IND	\$8,800	\$1,833	\$10,634
KM	KM	31201	1123	IND	\$16,601	\$3,459	\$20,060
KM	KM	31201	1153	IND	\$21	\$4	\$25
KM	KM	31201	1155	IND	\$105	\$22	\$126
KM	KM	31201	1223	IND	\$609	\$127	\$735
KM	KM	31201	1225	IND	\$16	\$3	\$19
KM	KM	31201	1233	IND	\$38	\$8	\$45
KM	KM	31201	1235	IND	\$561	\$117	\$678
KM	KM	31201	1243	IND	\$1,651	\$344	\$1,996
KM	KM	31201	1245	IND	\$637	\$133	\$770
KM	KM	31201	1253	IND	\$1,594	\$332	\$1,926
KM	KM	31201	1255	IND	\$191	\$40	\$231
KM	KM	31201	1283	IND	\$728	\$152	\$880
KM	KM	31201	1285	IND	\$12	\$3	\$15
KM	KM	31203	1112	IND	\$167	\$35	\$201
KM	KM	31203	1113	IND	\$960	\$200	\$1,160
KM	KM	31203	1115	IND	\$12,578	\$2,620	\$15,198
KM	KM	31203	1153	IND	\$5,696	\$1,187	\$6,883
KM	KM	31203	1222	IND	\$131	\$27	\$158
KM	KM	31203	1223	IND	\$2	\$0	\$3
KM	KM	31203	1225	IND	\$27	\$6	\$33
KM	KM	31203	1232	IND	\$13	\$3	\$16
KM	KM	31203	1233	IND	\$56	\$12	\$68
KM	KM	31203	1235	IND	\$974	\$203	\$1,177
KM	KM	31203	1242	IND	\$593	\$124	\$717
KM	KM	31203	1243	IND	\$67	\$14	\$81
KM	KM	31203	1245	IND	\$1,102	\$230	\$1,332
KM	KM	31203	1252	IND	\$627	\$131	\$758
KM	KM	31203	1253	IND	\$14	\$0	\$14
KM	KM	31203	1255	IND	\$388	\$81	\$469
KM	KM	31203	1283	IND	\$331	\$69	\$400
KM	KM	31203	1285	IND	\$74	\$15	\$89
KM	KM	31205	1115	IND	\$96	\$20	\$116
KM	KM	31205	1225	IND	\$4	\$1	\$5
KM	KM	31205	1235	IND	\$0	\$0	\$0
KM	KM	31205	1245	IND	\$0	\$0	\$0
KM	KM	31205	1255	IND	\$0	\$0	\$0
KM	KM	31301	1113	IND	\$0	\$0	\$0
KM	KM	31301	1115	IND	\$207,106	\$43,147	\$250,253
KM	KM	31301	1153	IND	\$103	\$21	\$124
KM	KM	31301	1223	IND	\$37,362	\$7,784	\$45,146
KM	KM	31301	1225	IND	\$316	\$66	\$382
KM	KM	31301	1233	IND	\$0	\$0	\$0
KM	KM	31301	1235	IND	\$13,388	\$2,789	\$16,177
KM	KM	31301	1243	IND	\$13	\$0	\$15
KM	KM	31301	1245	IND	\$14,037	\$2,924	\$16,961
KM	KM	31301	1253	IND	\$8	\$2	\$10
KM	KM	31301	1255	IND	\$4,041	\$842	\$4,883
KM	KM	31301	1283	IND	\$2	\$0	\$2
KM	KM	31301	1285	IND	\$410	\$85	\$495

ION ACTIVITY	DEPOT ACTIVITY	CAC	OC	TYPE	OCT-JUL	PROJ AUG-SEP	PROJ FY94
	KM	31302	1113				
	KM	31302	1223	IND	\$16	\$3	\$19
	KM	31302	1233	IND	\$1	\$0	\$2
	KM	31302	1243	IND	\$19	\$4	\$23
	KM	31302	1253	IND	\$41	\$9	\$49
	KM	31501	1113	IND	\$9	\$2	\$10
	KM	31501	1223	IND	\$124	\$26	\$150
	KM	31501	1243	IND	\$0	\$0	\$0
	KM	31501	1253	IND	\$9	\$2	\$11
	KM	31503	1113	IND	\$2	\$0	\$2
	KM	31503	1223	IND	\$4,921	\$1,025	\$5,946
	KM	31503	1233	IND	\$10	\$2	\$12
	KM	31503	1243	IND	\$389	\$81	\$470
	KM	31503	1253	IND	\$344	\$72	\$416
	KM	32101	1113	DIR	\$71	\$15	\$86
	KM	32101	1115	DIR	\$110,909	\$23,106	\$134,015
	KM	32101	1119	DIR	\$448,745	\$93,488	\$542,233
	KM	32101	1153	DIR	\$78	\$52	\$130
	KM	32101	1155	DIR	\$7,461	\$1,554	\$9,015
	KM	32101	1223	DIR	\$104,749	\$21,823	\$126,571
	KM	32101	1225	DIR	\$259	\$54	\$313
	KM	32101	1233	DIR	\$944	\$197	\$1,141
	KM	32101	1235	DIR	\$11,708	\$2,439	\$14,147
	KM	32101	1243	DIR	\$45,580	\$9,496	\$55,076
	KM	32101	1245	DIR	\$11,117	\$2,316	\$13,433
	KM	32101	1253	DIR	\$40,166	\$8,368	\$48,534
	KM	32101	1255	DIR	\$5,470	\$1,140	\$6,610
	KM	32101	1283	DIR	\$21,755	\$4,532	\$26,288
	KM	32101	1285	DIR	\$1,381	\$288	\$1,668
	KM	32201	1113	DIR	\$4,909	\$1,023	\$5,932
	KM	32201	1115	DIR	\$158,306	\$32,980	\$191,286
	KM	32201	1119	DIR	\$648,235	\$135,049	\$783,284
	KM	32201	1153	DIR	\$6,896	\$6,138	\$13,034
	KM	32201	1155	DIR	\$9,846	\$2,051	\$11,897
	KM	32201	1165	DIR	\$65,617	\$13,670	\$79,288
	KM	32201	1223	DIR	\$1,269	\$264	\$1,534
	KM	32201	1225	DIR	\$330	\$69	\$399
	KM	32201	1233	DIR	\$1,259	\$262	\$1,521
	KM	32201	1235	DIR	\$15,538	\$3,237	\$18,776
	KM	32201	1243	DIR	\$66,558	\$13,866	\$80,425
	KM	32201	1245	DIR	\$16,508	\$3,439	\$19,947
	KM	32201	1253	DIR	\$52,970	\$11,035	\$64,005
	KM	32201	1255	DIR	\$9,222	\$1,921	\$11,143
	KM	32201	1283	DIR	\$25,240	\$5,258	\$30,499
	KM	32201	1285	DIR	\$2,582	\$538	\$3,119
	KM	32202	1113	DIR	\$4,894	\$1,020	\$5,913
	KM	32202	1115	DIR	\$10	\$2	\$12
	KM	32202	1155	DIR	\$24,761	\$5,159	\$29,920
	KM	32202	1165	DIR	\$141	\$29	\$170
	KM	32202	1223	DIR	\$290	\$60	\$350
	KM	32202	1225	DIR	\$0	\$0	\$0
	KM	32202	1235	DIR	\$54	\$11	\$65
	KM	32202	1243	DIR	\$2,067	\$431	\$2,497
	KM	32202	1245	DIR	\$1	\$0	\$2
	KM	32202	1253	DIR	\$1,986	\$414	\$2,399
	KM	32202	1255	DIR	\$1	\$0	\$1
	KM	32202	1283	DIR	\$783	\$163	\$946
	KM	32202	1285	DIR	\$1	\$0	\$1
	KM	32203	1113	DIR	\$133	\$28	\$160
	KM	32203	1115	DIR	\$1,066	\$222	\$1,288
					\$90,613	\$18,878	\$109,490

DDLP

BRAC

9/14/94

ION ACTIVITY	DEPOT ACTIVITY	CAC	OC	TYPE	OCT-JUL	PROJ AUG-SEP	PROJ FY94
	KM	32203	1155	DIR			
	KM	32203	1165	DIR	\$397	\$83	\$479
	KM	32203	1223	DIR	\$20	\$4	\$25
	KM	32203	1225	DIR	\$3	\$1	\$3
	KM	32203	1233	DIR	\$186	\$39	\$225
	KM	32203	1235	DIR	\$3	\$1	\$3
	KM	32203	1243	DIR	\$8,243	\$1,717	\$9,960
	KM	32203	1245	DIR	\$112	\$23	\$136
	KM	32203	1253	DIR	\$9,009	\$1,877	\$10,886
	KM	32203	1255	DIR	\$53	\$11	\$64
	KM	32203	1283	DIR	\$4,451	\$927	\$5,379
	KM	32203	1285	DIR	\$30	\$6	\$36
	KM	33101	1113	DIR	\$1,563	\$326	\$1,889
	KM	33101	1115	DIR	\$86,995	\$18,124	\$105,119
	KM	33101	1119	DIR	\$689,914	\$143,732	\$833,647
	KM	33101	1153	DIR	\$7,743	\$196	\$7,939
	KM	33101	1155	DIR	\$6,785	\$1,413	\$8,198
	KM	33101	1223	DIR	\$115,822	\$24,129	\$139,951
	KM	33101	1225	DIR	\$165	\$34	\$200
	KM	33101	1233	DIR	\$1,461	\$304	\$1,765
	KM	33101	1235	DIR	\$7,692	\$1,603	\$9,295
	KM	33101	1243	DIR	\$64,364	\$13,409	\$77,773
	KM	33101	1245	DIR	\$8,864	\$1,847	\$10,710
	KM	33101	1253	DIR	\$57,962	\$12,075	\$70,038
	KM	33101	1255	DIR	\$4,753	\$990	\$5,743
	KM	33101	1283	DIR	\$34,423	\$7,171	\$41,595
	KM	33101	1285	DIR	\$1,050	\$219	\$1,268
	KM	33201	1113	DIR	\$3,551	\$740	\$4,290
	KM	33201	1115	DIR	\$124,865	\$26,014	\$150,879
	KM	33201	1119	DIR	\$1,290,640	\$268,883	\$1,559,524
	KM	33201	1153	DIR	\$5,923	\$9,147	\$15,070
	KM	33201	1155	DIR	\$2,098	\$437	\$2,535
	KM	33201	1163	DIR	\$219,889	\$45,810	\$265,699
	KM	33201	1165	DIR	\$105	\$22	\$127
	KM	33201	1223	DIR	\$4,141	\$863	\$5,004
	KM	33201	1225	DIR	\$238	\$50	\$288
	KM	33201	1233	DIR	\$2,739	\$571	\$3,309
	KM	33201	1235	DIR	\$9,678	\$2,016	\$11,694
	KM	33201	1243	DIR	\$130,887	\$27,268	\$158,155
	KM	33201	1245	DIR	\$10,188	\$2,122	\$12,310
	KM	33201	1253	DIR	\$117,650	\$24,510	\$142,160
	KM	33201	1255	DIR	\$3,486	\$726	\$4,212
	KM	33201	1283	DIR	\$66,815	\$13,920	\$80,735
	KM	33201	1285	DIR	\$889	\$185	\$1,074
	KM	33203	1113	DIR	\$13,631	\$2,840	\$16,470
	KM	33203	1115	DIR	\$92	\$19	\$111
	KM	33203	1155	DIR	\$38,687	\$8,060	\$46,747
	KM	33203	1165	DIR	\$2,648	\$552	\$3,200
	KM	33203	1223	DIR	\$2,417	\$504	\$2,920
	KM	33203	1225	DIR	\$0	\$0	\$0
	KM	33203	1235	DIR	\$132	\$27	\$159
	KM	33203	1243	DIR	\$6,137	\$1,279	\$7,416
	KM	33203	1245	DIR	\$9	\$2	\$11
	KM	33203	1253	DIR	\$5,915	\$1,232	\$7,147
	KM	33203	1255	DIR	\$5	\$1	\$6
	KM	33203	1283	DIR	\$3,536	\$737	\$4,273
	KM	33203	1285	DIR	\$3	\$1	\$4
	KM	33204	1113	DIR	\$1,175	\$245	\$1,420
	KM	33204	1115	DIR	\$454	\$94	\$548
	KM	33204	1119	DIR	\$83,822	\$17,463	\$101,285
					\$0	\$2,919	\$2,919



ION ACTIVITY	DEPOT ACTIVITY	CAC	OC	TYPE	OCT-JUL	PROJ AUG-SEP	PROJ FY94
	KM	33204	1155	DIR			
	KM	33204	1223	DIR	\$1,274	\$265	\$1,540
	KM	33204	1225	DIR	\$1	\$0	\$1
	KM	33204	1233	DIR	\$162	\$34	\$196
	KM	33204	1235	DIR	\$8	\$2	\$10
	KM	33204	1243	DIR	\$8,182	\$1,704	\$9,886
	KM	33204	1245	DIR	\$34	\$7	\$42
	KM	33204	1253	DIR	\$5,887	\$1,227	\$7,114
	KM	33204	1255	DIR	\$12	\$2	\$14
	KM	33204	1283	DIR	\$2,092	\$436	\$2,528
	KM	33204	1285	DIR	\$1	\$0	\$1
	KM	34101	1112	IND	\$34	\$7	\$41
	KM	34101	1113	IND	\$16,953	\$3,532	\$20,485
	KM	34101	1115	IND	\$20,166	\$4,201	\$24,367
	KM	34101	1222	IND	\$1,610	\$336	\$1,946
	KM	34101	1223	IND	\$38	\$8	\$46
	KM	34101	1232	IND	\$47	\$10	\$57
	KM	34101	1235	IND	\$935	\$195	\$1,130
	KM	34101	1242	IND	\$140	\$29	\$169
	KM	34101	1243	IND	\$1,187	\$247	\$1,434
	KM	34101	1245	IND	\$1,412	\$294	\$1,706
	KM	34101	1252	IND	\$113	\$23	\$136
	KM	34101	1253	IND	\$240	\$0	\$240
	KM	34101	1255	IND	\$292	\$61	\$353
	KM	34201	1113	DIR	\$23	\$5	\$28
	KM	34201	1115	DIR	\$360,485	\$75,101	\$435,586
	KM	34201	1123	DIR	\$31,371	\$6,536	\$37,907
	KM	34201	1129	DIR	\$10,481	\$2,183	\$12,664
	KM	34201	1153	DIR	\$2,008	\$0	\$2,008
	KM	34201	1155	DIR	\$4,849	\$1,010	\$5,859
	KM	34201	1163	DIR	\$6,049	\$1,260	\$7,310
	KM	34201	1223	DIR	\$5	\$1	\$6
	KM	34201	1225	DIR	\$719	\$150	\$869
	KM	34201	1233	DIR	\$74	\$15	\$89
	KM	34201	1235	DIR	\$14,852	\$3,094	\$17,946
	KM	34201	1243	DIR	\$2,171	\$452	\$2,623
	KM	34201	1245	DIR	\$34,175	\$7,120	\$41,294
	KM	34201	1253	DIR	\$3,441	\$717	\$4,158
	KM	34201	1255	DIR	\$17,269	\$3,598	\$20,866
	KM	34201	1283	DIR	\$2,137	\$445	\$2,582
	KM	34201	1285	DIR	\$3,773	\$786	\$4,559
	KM	34910	2221	DIR	\$210	\$44	\$254
	KM	35101	1113	IND	\$1,363,202	\$289,763	\$1,652,965
	KM	35101	1115	IND	\$3,751	\$782	\$4,533
	KM	35101	1153	IND	\$6,519	\$1,358	\$7,877
	KM	35101	1155	IND	\$2,378	\$495	\$2,873
	KM	35101	1223	IND	\$1,958	\$408	\$2,366
	KM	35101	1225	IND	\$5	\$1	\$6
	KM	35101	1233	IND	\$11	\$2	\$13
	KM	35101	1235	IND	\$359	\$75	\$434
	KM	35101	1243	IND	\$734	\$153	\$887
	KM	35101	1245	IND	\$384	\$80	\$465
	KM	35101	1253	IND	\$462	\$96	\$558
	KM	35101	1255	IND	\$230	\$48	\$278
	KM	35101	1283	IND	\$120	\$25	\$145
	KM	35102	1113	IND	\$25	\$5	\$31
	KM	35102	1115	IND	\$12,585	\$2,622	\$15,207
	KM	35102	1153	IND	\$24,036	\$5,007	\$29,043
	KM	35102	1155	IND	\$8	\$2	\$10
	KM	35102	1223	IND	\$753	\$157	\$909
	KM				\$13	\$3	\$16

ION ACTIVITY	DEPOT ACTIVITY	CAC	OC	TYPE	OCT-JUL	PROJ AUG-SEP	PROJ FY94
	KM	35102	1225	IND			
	KM	35102	1233	IND	\$35	\$7	\$42
	KM	35102	1235	IND	\$1,485	\$309	\$1,795
	KM	35102	1243	IND	\$2,682	\$559	\$3,241
	KM	35102	1245	IND	\$1,041	\$217	\$1,257
	KM	35102	1253	IND	\$1,699	\$354	\$2,053
	KM	35102	1255	IND	\$293	\$61	\$354
	KM	35103	1113	IND	\$368	\$77	\$445
	KM	35103	1115	IND	\$3,181	\$663	\$3,844
	KM	35103	1153	IND	\$93,761	\$19,534	\$113,295
	KM	35103	1155	IND	\$664	\$138	\$803
	KM	35103	1223	IND	\$62,646	\$13,051	\$75,697
	KM	35103	1225	IND	\$9	\$2	\$10
	KM	35103	1233	IND	\$186	\$39	\$224
	KM	35103	1235	IND	\$410	\$85	\$495
	KM	35103	1243	IND	\$7,516	\$1,566	\$9,082
	KM	35103	1245	IND	\$431	\$90	\$521
	KM	35103	1253	IND	\$8,834	\$1,840	\$10,674
	KM	35103	1255	IND	\$273	\$57	\$329
	KM	35103	1283	IND	\$5,929	\$1,235	\$7,164
	KM	35103	1285	IND	\$98	\$20	\$119
	KM	35201	1115	IND	\$1,021	\$213	\$1,233
	KM	35201	1155	IND	\$30,135	\$6,278	\$36,413
	KM	35201	1165	IND	\$743	\$155	\$898
	KM	35201	1225	IND	\$786	\$164	\$950
	KM	35201	1235	IND	\$71	\$15	\$85
	KM	35201	1245	IND	\$3,784	\$788	\$4,573
	KM	35201	1255	IND	\$3,646	\$760	\$4,405
	KM	35201	1285	IND	\$2,509	\$523	\$3,031
	KM	35301	1113	IND	\$1,038	\$216	\$1,254
	KM	35301	1115	IND	\$50,983	\$10,621	\$61,604
	KM	35301	1153	IND	\$35,067	\$7,306	\$42,373
	KM	35301	1155	IND	\$2,287	\$476	\$2,764
	KM	35301	1223	IND	\$57,504	\$11,980	\$69,484
	KM	35301	1225	IND	\$121	\$25	\$147
	KM	35301	1233	IND	\$66	\$14	\$80
	KM	35301	1235	IND	\$4,700	\$979	\$5,679
	KM	35301	1243	IND	\$3,511	\$731	\$4,242
	KM	35301	1245	IND	\$4,828	\$1,006	\$5,833
	KM	35301	1253	IND	\$3,332	\$694	\$4,026
	KM	35301	1255	IND	\$2,128	\$443	\$2,572
	KM	35301	1283	IND	\$3,530	\$735	\$4,266
	KM	35301	1285	IND	\$804	\$167	\$971
	KM	35401	1113	IND	\$591	\$123	\$714
	KM	35401	1115	IND	\$130,721	\$27,233	\$157,954
	KM	35401	1153	IND	\$144,628	\$30,131	\$174,759
	KM	35401	1155	IND	\$9,816	\$2,045	\$11,862
	KM	35401	1165	IND	\$16,184	\$3,372	\$19,555
	KM	35401	1223	IND	\$4	\$1	\$5
	KM	35401	1225	IND	\$296	\$62	\$358
	KM	35401	1233	IND	\$278	\$58	\$336
	KM	35401	1235	IND	\$7,189	\$1,498	\$8,686
	KM	35401	1243	IND	\$11,913	\$2,482	\$14,395
	KM	35401	1245	IND	\$11,699	\$2,437	\$14,136
	KM	35401	1253	IND	\$12,548	\$2,614	\$15,162
	KM	35401	1255	IND	\$5,453	\$1,136	\$6,589
	KM	35401	1283	IND	\$7,808	\$1,627	\$9,434
	KM	35401	1285	IND	\$1,409	\$294	\$1,702
	KM	35402	1113	IND	\$1,820	\$379	\$2,200
	KM	35402	1115	IND	\$11,614	\$2,419	\$14,033
					\$11,712	\$2,440	\$14,153

UOLP

BRAC

9/14/94

ION ACTIVITY	DEPOT ACTIVITY	CAC	OC	TYPE	OCT-JUL	PROJ AUG-SEP	PROJ FY94
KM	KM	35402	1153	IND			
KM	KM	35402	1155	IND			
KM	KM	35402	1223	IND	\$386	\$80	\$466
KM	KM	35402	1225	IND	\$3,676	\$766	\$4,441
KM	KM	35402	1233	IND	\$26	\$5	\$31
KM	KM	35402	1235	IND	\$10	\$2	\$12
KM	KM	35402	1243	IND	\$313	\$65	\$378
KM	KM	35402	1245	IND	\$1,488	\$310	\$1,798
KM	KM	35402	1253	IND	\$1,378	\$287	\$1,665
KM	KM	35402	1255	IND	\$897	\$187	\$1,084
KM	KM	35402	1283	IND	\$796	\$166	\$961
KM	KM	35402	1285	IND	\$410	\$85	\$495
KM	KM	35601	1115	IND	\$407	\$85	\$491
KM	KM	35601	1225	IND	\$55	\$11	\$66
KM	KM	35601	1235	IND	\$714	\$149	\$862
KM	KM	35601	1245	IND	\$0	\$0	\$0
KM	KM	35601	1255	IND	\$48	\$10	\$59
KM	KM	35601	1285	IND	\$97	\$20	\$117
KM	KM	35801	1113	IND	\$58	\$12	\$70
KM	KM	35801	1115	IND	\$7	\$1	\$9
KM	KM	35801	1119	IND	\$313,617	\$65,337	\$378,954
KM	KM	35801	1145	IND	\$863,538	\$179,904	\$1,043,441
KM	KM	35801	1153	IND	\$824	\$838	\$1,663
KM	KM	35801	1155	IND	\$195	\$0	\$195
KM	KM	35801	1165	IND	\$12,165	\$2,534	\$14,699
KM	KM	35801	1223	IND	\$98,199	\$20,458	\$118,657
KM	KM	35801	1225	IND	\$265	\$55	\$320
KM	KM	35801	1233	IND	\$652	\$136	\$787
KM	KM	35801	1235	IND	\$1,641	\$342	\$1,983
KM	KM	35801	1243	IND	\$23,929	\$4,985	\$28,914
KM	KM	35801	1245	IND	\$73,926	\$15,401	\$89,327
KM	KM	35801	1253	IND	\$30,419	\$6,337	\$36,757
KM	KM	35801	1255	IND	\$63,566	\$13,243	\$76,810
KM	KM	35801	1283	IND	\$14,722	\$3,067	\$17,789
KM	KM	35801	1285	IND	\$20,269	\$4,223	\$24,492
KM	KM	36101	1115	DIR	\$4,627	\$964	\$5,592
KM	KM	36101	1225	DIR	\$1,997	\$416	\$2,413
KM	KM	36101	1235	DIR	\$26	\$5	\$31
KM	KM	36101	1245	DIR	\$0	\$0	\$0
KM	KM	36101	1255	DIR	\$2	\$0	\$2
KM	KM	36503	1113	DIR	\$2	\$0	\$2
KM	KM	36503	1115	DIR	\$0	\$0	\$0
KM	KM	36503	1153	DIR	\$27,907	\$5,814	\$33,721
KM	KM	36503	1223	DIR	\$41	\$8	\$49
KM	KM	36503	1225	DIR	\$3,462	\$721	\$4,184
KM	KM	36503	1233	DIR	\$62	\$13	\$75
KM	KM	36503	1235	DIR	\$0	\$0	\$0
KM	KM	36503	1243	DIR	\$2,638	\$550	\$3,187
KM	KM	36503	1245	DIR	\$4	\$1	\$5
KM	KM	36503	1253	DIR	\$1,880	\$392	\$2,272
KM	KM	36503	1255	DIR	\$3	\$1	\$3
KM	KM	36503	1283	DIR	\$406	\$85	\$490
KM	KM	36711	1113	DIR	\$1	\$0	\$1
KM	KM	36711	1115	DIR	\$0	\$0	\$0
KM	KM	36711	1155	DIR	\$461	\$96	\$557
KM	KM	36711	1223	DIR	\$5,361	\$1,117	\$6,478
KM	KM	36711	1225	DIR	\$313	\$65	\$378
KM	KM	36711	1233	DIR	\$1	\$0	\$2
KM	KM	36711	1235	DIR	\$0	\$0	\$0
KM	KM	36711	1243	DIR	\$26	\$5	\$31
				DIR	\$662	\$138	\$800
					\$69	\$14	\$83

DULY

ION ACTIVITY	DEPOT ACTIVITY	CAC	OC	TYPE	OCT-JUL	PROJ AUG-SEP	PROJ FY94
	KM	36711	1245				
	KM	36711	1253	DIR	\$378	\$79	\$457
	KM	36711	1255	DIR	\$41	\$9	\$50
	KM	36711	1283	DIR	\$88	\$18	\$106
	KM	36711	1285	DIR	\$22	\$5	\$27
	KM	36712	1115	DIR	\$2	\$0	\$2
	KM	36712	1153	DIR	\$26	\$5	\$31
	KM	36712	1225	DIR	\$8	\$2	\$9
	KM	36712	1235	DIR	\$0	\$0	\$0
	KM	36712	1245	DIR	\$2	\$0	\$2
	KM	36712	1253	DIR	\$2	\$0	\$2
	KM	36712	1255	DIR	\$0	\$0	\$0
	KM	36713	1113	DIR	\$0	\$0	\$0
	KM	36713	1223	DIR	\$56	\$12	\$68
	KM	36713	1233	DIR	\$0	\$0	\$0
	KM	36713	1243	DIR	\$3	\$1	\$3
	KM	36713	1253	DIR	\$5	\$1	\$6
	KM	36714	1113	DIR	\$1	\$0	\$1
	KM	36714	1115	DIR	\$34	\$7	\$41
	KM	36714	1153	DIR	\$8,188	\$1,706	\$9,894
	KM	36714	1155	DIR	\$13	\$3	\$16
	KM	36714	1225	DIR	\$59	\$12	\$71
	KM	36714	1233	DIR	\$19	\$4	\$23
	KM	36714	1235	DIR	\$2	\$0	\$2
	KM	36714	1243	DIR	\$1,025	\$213	\$1,238
	KM	36714	1245	DIR	\$2	\$0	\$3
	KM	36714	1253	DIR	\$574	\$120	\$693
	KM	36714	1255	DIR	\$1	\$0	\$1
	KM	36715	1115	DIR	\$219	\$46	\$265
	KM	36715	1225	DIR	\$92	\$19	\$111
	KM	36715	1235	DIR	\$0	\$0	\$0
	KM	36715	1245	DIR	\$11	\$2	\$13
	KM	36715	1255	DIR	\$6	\$1	\$8
	KM	36721	1113	DIR	\$1	\$0	\$2
	KM	36721	1115	DIR	\$3,118	\$650	\$3,768
	KM	36721	1153	DIR	\$6,370	\$1,327	\$7,697
	KM	36721	1155	DIR	\$589	\$123	\$711
	KM	36721	1223	DIR	\$362	\$75	\$437
	KM	36721	1225	DIR	\$7	\$1	\$8
	KM	36721	1233	DIR	\$14	\$3	\$17
	KM	36721	1235	DIR	\$274	\$57	\$331
	KM	36721	1243	DIR	\$434	\$90	\$525
	KM	36721	1245	DIR	\$239	\$50	\$288
	KM	36721	1253	DIR	\$464	\$97	\$561
	KM	36721	1255	DIR	\$73	\$15	\$89
	KM	36721	1283	DIR	\$125	\$26	\$151
	KM	36721	1285	DIR	\$19	\$4	\$23
	KM	36722	1113	DIR	\$13	\$3	\$16
	KM	36722	1115	DIR	\$138	\$29	\$167
	KM	36722	1153	DIR	\$133	\$28	\$161
	KM	36722	1223	DIR	\$252	\$52	\$304
	KM	36722	1225	DIR	\$0	\$0	\$0
	KM	36722	1233	DIR	\$0	\$0	\$0
	KM	36722	1235	DIR	\$6	\$1	\$7
	KM	36722	1243	DIR	\$11	\$2	\$14
	KM	36722	1245	DIR	\$14	\$3	\$16
	KM	36722	1253	DIR	\$9	\$2	\$11
	KM	36722	1255	DIR	\$9	\$2	\$11
	KM	36722	1283	DIR	\$2	\$0	\$2
	KM	36723	1113	DIR	\$3	\$1	\$4
					\$195	\$41	\$236

DDLP

ION ACTIVITY	DEPOT ACTIVITY	CAC	OC	TYPE	OCT-JUL	PROJ AUG-SEP	PROJ FY94
KM	36723	1115	DIR				
KM	36723	1155	DIR		\$1,004	\$209	\$1,213
KM	36723	1223	DIR		\$117	\$24	\$141
KM	36723	1225	DIR		\$0	\$0	\$0
KM	36723	1233	DIR		\$2	\$0	\$3
KM	36723	1235	DIR		\$7	\$2	\$9
KM	36723	1243	DIR		\$112	\$23	\$135
KM	36723	1245	DIR		\$19	\$4	\$23
KM	36723	1253	DIR		\$100	\$21	\$121
KM	36723	1255	DIR		\$5	\$1	\$6
KM	36723	1285	DIR		\$51	\$11	\$61
KM	36724	1113	DIR		\$14	\$3	\$17
KM	36724	1115	DIR		\$6,800	\$1,417	\$8,217
KM	36724	1153	DIR		\$10,719	\$2,233	\$12,952
KM	36724	1223	DIR		\$64	\$13	\$77
KM	36724	1225	DIR		\$1	\$0	\$1
KM	36724	1233	DIR		\$26	\$5	\$31
KM	36724	1235	DIR		\$299	\$62	\$362
KM	36724	1243	DIR		\$665	\$138	\$803
KM	36724	1245	DIR		\$480	\$100	\$579
KM	36724	1253	DIR		\$1,042	\$217	\$1,259
KM	36724	1255	DIR		\$112	\$23	\$135
KM	36724	1283	DIR		\$462	\$96	\$558
KM	36724	1285	DIR		\$10	\$2	\$11
KM	36731	1113	DIR		\$247	\$51	\$298
KM	36731	1115	DIR		\$5,860	\$1,221	\$7,081
KM	36731	1153	DIR		\$8,789	\$1,831	\$10,620
KM	36731	1155	DIR		\$87	\$18	\$105
KM	36731	1223	DIR		\$156	\$33	\$189
KM	36731	1225	DIR		\$16	\$3	\$20
KM	36731	1233	DIR		\$6	\$1	\$7
KM	36731	1235	DIR		\$300	\$62	\$362
KM	36731	1243	DIR		\$626	\$130	\$756
KM	36731	1245	DIR		\$716	\$149	\$865
KM	36731	1253	DIR		\$720	\$150	\$870
KM	36731	1255	DIR		\$419	\$87	\$506
KM	36731	1283	DIR		\$243	\$51	\$293
KM	36732	1285	DIR		\$232	\$48	\$280
KM	36732	1113	DIR		\$68	\$14	\$83
KM	36732	1115	DIR		\$536	\$112	\$648
KM	36732	1223	DIR		\$74	\$15	\$90
KM	36732	1225	DIR		\$1	\$0	\$2
KM	36732	1233	DIR		\$0	\$0	\$0
KM	36732	1235	DIR		\$4	\$1	\$5
KM	36732	1243	DIR		\$9	\$2	\$11
KM	36732	1245	DIR		\$68	\$14	\$82
KM	36732	1253	DIR		\$9	\$2	\$11
KM	36732	1255	DIR		\$39	\$8	\$47
KM	36732	1283	DIR		\$6	\$1	\$7
KM	36732	1285	DIR		\$24	\$5	\$29
KM	36733	1113	DIR		\$2	\$0	\$3
KM	36733	1115	DIR		\$170	\$35	\$206
KM	36733	1155	DIR		\$1,555	\$324	\$1,878
KM	36733	1223	DIR		\$316	\$66	\$382
KM	36733	1225	DIR		\$0	\$0	\$0
KM	36733	1233	DIR		\$3	\$1	\$4
KM	36733	1235	DIR		\$20	\$4	\$25
KM	36733	1243	DIR		\$147	\$31	\$178
KM	36733	1245	DIR		\$13	\$3	\$16
KM	36733	1253	DIR		\$130	\$27	\$157
					\$4	\$1	\$4

ION ACTIVITY	DEPOT ACTIVITY	CAC	OC	TYPE	OCT-JUL	PROJ AUG-SEP	PROJ FY94
	KM	36733	1255	DIR			
	KM	36733	1283	DIR	\$59	\$12	\$71
	KM	36733	1285	DIR	\$1	\$0	\$1
	KM	36734	1113	DIR	\$12	\$3	\$15
	KM	36734	1115	DIR	\$482	\$100	\$583
	KM	36734	1153	DIR	\$63	\$13	\$76
	KM	36734	1223	DIR	\$65	\$14	\$79
	KM	36734	1225	DIR	\$1	\$0	\$1
	KM	36734	1235	DIR	\$0	\$0	\$0
	KM	36734	1243	DIR	\$6	\$1	\$7
	KM	36734	1245	DIR	\$64	\$13	\$77
	KM	36734	1253	DIR	\$5	\$1	\$6
	KM	36734	1255	DIR	\$43	\$9	\$52
	KM	36734	1283	DIR	\$1	\$0	\$1
	KM	36735	1113	DIR	\$25	\$5	\$30
	KM	36735	1115	DIR	\$918	\$191	\$1,109
	KM	36735	1223	DIR	\$1,164	\$243	\$1,407
	KM	36735	1225	DIR	\$2	\$0	\$3
	KM	36735	1233	DIR	\$2	\$0	\$2
	KM	36735	1235	DIR	\$87	\$18	\$105
	KM	36735	1243	DIR	\$119	\$25	\$144
	KM	36735	1245	DIR	\$65	\$14	\$79
	KM	36735	1253	DIR	\$104	\$22	\$125
	KM	36735	1255	DIR	\$14	\$3	\$16
	KM	36735	1285	DIR	\$40	\$8	\$48
	KM	36741	1113	DIR	\$16	\$3	\$19
	KM	36741	1115	DIR	\$105,632	\$22,007	\$127,638
	KM	36741	1119	DIR	\$478,524	\$99,692	\$578,216
	KM	36741	1153	DIR	\$10,542	\$179	\$10,722
	KM	36741	1155	DIR	\$1,134	\$236	\$1,370
	KM	36741	1165	DIR	\$2,503	\$522	\$3,025
	KM	36741	1223	DIR	\$228	\$47	\$275
	KM	36741	1225	DIR	\$153	\$32	\$185
	KM	36741	1233	DIR	\$945	\$197	\$1,142
	KM	36741	1235	DIR	\$7,309	\$1,523	\$8,832
	KM	36741	1243	DIR	\$39,831	\$8,298	\$48,129
	KM	36741	1245	DIR	\$9,700	\$2,021	\$11,721
	KM	36741	1253	DIR	\$36,143	\$7,530	\$43,672
	KM	36741	1255	DIR	\$4,455	\$928	\$5,383
	KM	36741	1283	DIR	\$13,793	\$2,873	\$16,666
	KM	36741	1285	DIR	\$1,865	\$389	\$2,254
	KM	36742	1113	DIR	\$2,118	\$441	\$2,559
	KM	36742	1115	DIR	\$1,400	\$292	\$1,691
	KM	36742	1153	DIR	\$5,356	\$1,116	\$6,472
	KM	36742	1223	DIR	\$29	\$6	\$36
	KM	36742	1225	DIR	\$2	\$0	\$2
	KM	36742	1233	DIR	\$9	\$2	\$11
	KM	36742	1235	DIR	\$96	\$20	\$116
	KM	36742	1243	DIR	\$466	\$97	\$563
	KM	36742	1245	DIR	\$126	\$26	\$153
	KM	36742	1253	DIR	\$448	\$93	\$541
	KM	36742	1255	DIR	\$50	\$10	\$60
	KM	36742	1283	DIR	\$162	\$34	\$195
	KM	36742	1285	DIR	\$21	\$4	\$26
	KM	36743	1113	DIR	\$44	\$9	\$53
	KM	36743	1115	DIR	\$932	\$194	\$1,127
	KM	36743	1153	DIR	\$35,203	\$7,334	\$42,538
	KM	36743	1155	DIR	\$422	\$88	\$510
	KM	36743	1223	DIR	\$6,329	\$1,318	\$7,647
	KM	36743	1225	DIR	\$2	\$0	\$2
					\$67	\$14	\$80

UULT

BRAC

9/14/94

ION ACTIVITY	DEPOT ACTIVITY	CAC	OC	TYPE	OCT-JUL	PROJ AUG-SEP	PROJ FY94
KM	36743	1233	DIR				
KM	36743	1235	DIR		\$76	\$16	\$91
KM	36743	1243	DIR		\$2,926	\$610	\$3,535
KM	36743	1245	DIR		\$88	\$18	\$106
KM	36743	1253	DIR		\$2,679	\$558	\$3,237
KM	36743	1255	DIR		\$42	\$9	\$50
KM	36743	1283	DIR		\$894	\$186	\$1,081
KM	36744	1285	DIR		\$12	\$2	\$14
KM	36744	1113	DIR		\$107	\$22	\$129
KM	36744	1115	DIR		\$325	\$68	\$392
KM	36744	1223	DIR		\$14,657	\$3,054	\$17,711
KM	36744	1225	DIR		\$1	\$0	\$1
KM	36744	1233	DIR		\$31	\$7	\$38
KM	36744	1235	DIR		\$5	\$1	\$6
KM	36744	1243	DIR		\$1,287	\$268	\$1,555
KM	36744	1245	DIR		\$43	\$9	\$52
KM	36744	1253	DIR		\$1,459	\$304	\$1,763
KM	36744	1255	DIR		\$26	\$5	\$31
KM	36744	1283	DIR		\$748	\$156	\$904
KM	36745	1285	DIR		\$16	\$3	\$19
KM	36745	1113	DIR		\$271	\$56	\$327
KM	36745	1115	DIR		\$611	\$127	\$738
KM	36745	1223	DIR		\$16,941	\$3,529	\$20,471
KM	36745	1225	DIR		\$1	\$0	\$1
KM	36745	1233	DIR		\$27	\$6	\$32
KM	36745	1235	DIR		\$37	\$8	\$45
KM	36745	1243	DIR		\$1,593	\$332	\$1,924
KM	36745	1245	DIR		\$45	\$9	\$55
KM	36745	1253	DIR		\$1,397	\$291	\$1,688
KM	36745	1255	DIR		\$10	\$2	\$12
KM	36745	1283	DIR		\$499	\$104	\$603
KM	36751	1285	DIR		\$1	\$0	\$1
KM	36751	1113	DIR		\$80	\$17	\$97
KM	36751	1115	DIR		\$10,224	\$2,130	\$12,354
KM	36751	1153	DIR		\$9,841	\$2,050	\$11,891
KM	36751	1223	DIR		\$181	\$38	\$219
KM	36751	1225	DIR		\$23	\$5	\$28
KM	36751	1233	DIR		\$20	\$4	\$24
KM	36751	1235	DIR		\$1,085	\$226	\$1,312
KM	36751	1243	DIR		\$872	\$182	\$1,053
KM	36751	1245	DIR		\$738	\$154	\$892
KM	36751	1253	DIR		\$838	\$174	\$1,012
KM	36751	1255	DIR		\$172	\$36	\$207
KM	36751	1283	DIR		\$351	\$73	\$424
KM	36752	1285	DIR		\$15	\$3	\$18
KM	36752	1113	DIR		\$69	\$14	\$83
KM	36752	1115	DIR		\$741	\$154	\$895
KM	36752	1153	DIR		\$4,194	\$874	\$5,068
KM	36752	1223	DIR		\$51	\$11	\$61
KM	36752	1225	DIR		\$1	\$0	\$1
KM	36752	1233	DIR		\$8	\$2	\$9
KM	36752	1235	DIR		\$73	\$15	\$88
KM	36752	1243	DIR		\$458	\$95	\$553
KM	36752	1245	DIR		\$65	\$14	\$78
KM	36752	1253	DIR		\$326	\$68	\$393
KM	36752	1255	DIR		\$23	\$5	\$28
KM	36752	1283	DIR		\$98	\$21	\$119
KM	36753	1285	DIR		\$9	\$2	\$10
KM	36753	1113	DIR		\$15	\$3	\$18
KM	36753	1115	DIR		\$1,692	\$352	\$2,044
					\$14,509	\$3,023	\$17,532



ION ACTIVITY	DEPOT ACTIVITY	CAC	OC	TYPE	OCT-JUL	PROJ AUG-SEP	PROJ FY94
	KM	36753	1155	DIR	\$404	\$84	\$488
	KM	36753	1223	DIR	\$3	\$1	\$4
	KM	36753	1225	DIR	\$30	\$6	\$36
	KM	36753	1233	DIR	\$191	\$40	\$231
	KM	36753	1235	DIR	\$1,423	\$296	\$1,719
	KM	36753	1243	DIR	\$163	\$34	\$197
	KM	36753	1245	DIR	\$1,165	\$243	\$1,408
	KM	36753	1253	DIR	\$68	\$14	\$82
	KM	36753	1255	DIR	\$361	\$75	\$437
	KM	36753	1283	DIR	\$32	\$7	\$39
	KM	36753	1285	DIR	\$54	\$11	\$65
	KM	36754	1113	DIR	\$737	\$154	\$891
	KM	36754	1115	DIR	\$1,535	\$320	\$1,855
	KM	36754	1153	DIR	\$9	\$2	\$11
	KM	36754	1223	DIR	\$1	\$0	\$1
	KM	36754	1225	DIR	\$2	\$1	\$3
	KM	36754	1233	DIR	\$73	\$15	\$88
	KM	36754	1235	DIR	\$119	\$25	\$143
	KM	36754	1243	DIR	\$89	\$19	\$107
	KM	36754	1245	DIR	\$119	\$25	\$144
	KM	36754	1253	DIR	\$50	\$10	\$61
	KM	36754	1255	DIR	\$35	\$7	\$43
	KM	36754	1283	DIR	\$29	\$6	\$35
	KM	36754	1285	DIR	\$4	\$1	\$5
	KM	36755	1113	DIR	\$1,459	\$304	\$1,764
	KM	36755	1115	DIR	\$81,100	\$16,896	\$97,996
	KM	36755	1155	DIR	\$447	\$93	\$541
	KM	36755	1223	DIR	\$2	\$1	\$3
	KM	36755	1225	DIR	\$156	\$33	\$189
	KM	36755	1233	DIR	\$135	\$28	\$163
	KM	36755	1235	DIR	\$7,570	\$1,577	\$9,147
	KM	36755	1243	DIR	\$119	\$25	\$144
	KM	36755	1245	DIR	\$6,821	\$1,421	\$8,243
	KM	36755	1253	DIR	\$37	\$8	\$45
	KM	36755	1255	DIR	\$2,542	\$530	\$3,071
	KM	36755	1283	DIR	\$12	\$2	\$14
	KM	36755	1285	DIR	\$618	\$129	\$747
	KM	36761	1113	DIR	\$4,657	\$970	\$5,627
	KM	36761	1115	DIR	\$10,738	\$2,237	\$12,975
	KM	36761	1223	DIR	\$8	\$2	\$10
	KM	36761	1225	DIR	\$20	\$4	\$24
	KM	36761	1233	DIR	\$509	\$106	\$615
	KM	36761	1235	DIR	\$1,036	\$216	\$1,252
	KM	36761	1243	DIR	\$353	\$74	\$427
	KM	36761	1245	DIR	\$851	\$177	\$1,028
	KM	36761	1253	DIR	\$83	\$17	\$100
	KM	36761	1255	DIR	\$347	\$72	\$419
	KM	36761	1283	DIR	\$9	\$2	\$11
	KM	36761	1285	DIR	\$31	\$6	\$37
	KM	36762	1113	DIR	\$685	\$143	\$828
	KM	36762	1115	DIR	\$883	\$184	\$1,067
	KM	36762	1223	DIR	\$0	\$0	\$0
	KM	36762	1225	DIR	\$2	\$0	\$2
	KM	36762	1233	DIR	\$69	\$14	\$84
	KM	36762	1235	DIR	\$76	\$16	\$91
	KM	36762	1243	DIR	\$51	\$11	\$62
	KM	36762	1245	DIR	\$69	\$14	\$84
	KM	36762	1253	DIR	\$13	\$3	\$16
	KM	36762	1255	DIR	\$27	\$6	\$33
	KM	36762	1283	DIR	\$2	\$0	\$3



9/14/94

ION ACTIVITY	DEPOT ACTIVITY	CAC	OC	TYPE	OCT-JUL	PROJ AUG-SEP	PROJ FY94
KM	36762	1285					
KM	36763	1113	DIR				
KM	36763	1115	DIR		\$1	\$0	\$1
KM	36763	1153	DIR		\$8,738	\$1,820	\$10,558
KM	36763	1155	DIR		\$13,390	\$2,790	\$16,179
KM	36763	1223	DIR		\$249	\$52	\$301
KM	36763	1225	DIR		\$1,367	\$285	\$1,651
KM	36763	1233	DIR		\$20	\$4	\$25
KM	36763	1235	DIR		\$27	\$6	\$32
KM	36763	1243	DIR		\$571	\$119	\$691
KM	36763	1245	DIR		\$1,393	\$290	\$1,683
KM	36763	1253	DIR		\$639	\$133	\$772
KM	36763	1255	DIR		\$1,065	\$222	\$1,287
KM	36763	1283	DIR		\$156	\$33	\$189
KM	36763	1285	DIR		\$341	\$71	\$412
KM	36764	1113	DIR		\$21	\$4	\$25
KM	36764	1115	DIR		\$32	\$7	\$38
KM	36764	1223	DIR		\$336	\$70	\$406
KM	36764	1225	DIR		\$1,651	\$344	\$1,995
KM	36764	1233	DIR		\$1	\$0	\$1
KM	36764	1235	DIR		\$3	\$1	\$4
KM	36764	1243	DIR		\$21	\$4	\$26
KM	36764	1245	DIR		\$126	\$26	\$153
KM	36764	1253	DIR		\$34	\$7	\$41
KM	36764	1255	DIR		\$136	\$28	\$164
KM	36764	1283	DIR		\$15	\$3	\$19
KM	36764	1285	DIR		\$37	\$8	\$45
KM	36765	1113	DIR		\$8	\$2	\$10
KM	36765	1115	DIR		\$6	\$1	\$8
KM	36765	1155	DIR		\$1,806	\$376	\$2,182
KM	36765	1223	DIR		\$90,086	\$18,768	\$108,854
KM	36765	1225	DIR		\$168	\$35	\$203
KM	36765	1233	DIR		\$3	\$1	\$4
KM	36765	1235	DIR		\$177	\$37	\$214
KM	36765	1243	DIR		\$197	\$41	\$239
KM	36765	1245	DIR		\$7,993	\$1,665	\$9,659
KM	36765	1253	DIR		\$183	\$38	\$221
KM	36765	1255	DIR		\$7,673	\$1,599	\$9,271
KM	36765	1283	DIR		\$83	\$17	\$100
KM	36765	1285	DIR		\$2,932	\$611	\$3,543
KM	36771	1113	DIR		\$45	\$9	\$55
KM	36771	1223	DIR		\$669	\$139	\$808
KM	36771	1243	DIR		\$16	\$3	\$19
KM	36771	1253	DIR		\$0	\$0	\$0
KM	36772	1113	DIR		\$1	\$0	\$1
KM	36772	1223	DIR		\$0	\$0	\$0
KM	36772	1243	DIR		\$96	\$20	\$116
KM	36772	1253	DIR		\$0	\$0	\$0
KM	36773	1113	DIR		\$7	\$1	\$8
KM	36773	1115	DIR		\$1	\$0	\$2
KM	36773	1223	DIR		\$141	\$29	\$171
KM	36773	1225	DIR		\$3,049	\$635	\$3,684
KM	36773	1233	DIR		\$0	\$0	\$0
KM	36773	1235	DIR		\$7	\$1	\$8
KM	36773	1243	DIR		\$0	\$0	\$1
KM	36773	1245	DIR		\$337	\$70	\$407
KM	36773	1253	DIR		\$12	\$2	\$14
KM	36773	1255	DIR		\$246	\$51	\$298
KM	36773	1285	DIR		\$2	\$1	\$3
KM	36774	1113	DIR		\$190	\$40	\$230
			DIR		\$19	\$4	\$23
					\$86	\$18	\$104

DULP

ION ACTIVITY	DEPOT ACTIVITY	CAC	OC	TYPE	OCT-JUL	PROJ AUG-SEP	PROJ FY94
	KM	36774	1223	DIR			
	KM	36774	1233	DIR	\$0	\$0	\$0
	KM	36774	1243	DIR	\$2	\$0	\$2
	KM	36774	1253	DIR	\$7	\$1	\$8
	KM	36781	1113	DIR	\$1	\$0	\$2
	KM	36781	1115	DIR	\$202	\$42	\$244
	KM	36781	1223	DIR	\$757	\$158	\$915
	KM	36781	1225	DIR	\$0	\$0	\$1
	KM	36781	1233	DIR	\$1	\$0	\$2
	KM	36781	1235	DIR	\$73	\$15	\$88
	KM	36781	1243	DIR	\$15	\$3	\$18
	KM	36781	1245	DIR	\$60	\$13	\$73
	KM	36781	1253	DIR	\$4	\$1	\$4
	KM	36781	1255	DIR	\$25	\$5	\$30
	KM	36781	1283	DIR	\$0	\$0	\$1
	KM	36781	1285	DIR	\$3	\$1	\$3
	KM	36782	1113	DIR	\$37	\$8	\$44
	KM	36782	1115	DIR	\$352	\$73	\$425
	KM	36782	1223	DIR	\$0	\$0	\$0
	KM	36782	1225	DIR	\$1	\$0	\$1
	KM	36782	1235	DIR	\$37	\$8	\$45
	KM	36782	1243	DIR	\$3	\$1	\$4
	KM	36782	1245	DIR	\$25	\$5	\$30
	KM	36782	1253	DIR	\$1	\$0	\$1
	KM	36782	1255	DIR	\$5	\$1	\$6
	KM	36783	1113	DIR	\$205	\$43	\$247
	KM	36783	1115	DIR	\$2,504	\$522	\$3,026
	KM	36783	1223	DIR	\$0	\$0	\$0
	KM	36783	1225	DIR	\$5	\$1	\$6
	KM	36783	1233	DIR	\$23	\$5	\$28
	KM	36783	1235	DIR	\$249	\$52	\$301
	KM	36783	1243	DIR	\$19	\$4	\$23
	KM	36783	1245	DIR	\$192	\$40	\$232
	KM	36783	1253	DIR	\$11	\$2	\$14
	KM	36783	1255	DIR	\$40	\$8	\$49
	KM	36783	1283	DIR	\$2	\$0	\$3
	KM	36783	1285	DIR	\$0	\$0	\$0
	KM	36784	1113	DIR	\$30	\$6	\$36
	KM	36784	1115	DIR	\$155	\$32	\$187
	KM	36784	1223	DIR	\$0	\$0	\$0
	KM	36784	1225	DIR	\$0	\$0	\$0
	KM	36784	1233	DIR	\$2	\$0	\$2
	KM	36784	1235	DIR	\$15	\$3	\$18
	KM	36784	1243	DIR	\$2	\$0	\$3
	KM	36784	1245	DIR	\$11	\$2	\$13
	KM	36784	1253	DIR	\$0	\$0	\$1
	KM	36784	1255	DIR	\$2	\$0	\$3
	KM	36785	1113	DIR	\$205	\$43	\$248
	KM	36785	1115	DIR	\$329	\$68	\$397
	KM	36785	1223	DIR	\$1	\$0	\$1
	KM	36785	1225	DIR	\$1	\$0	\$1
	KM	36785	1233	DIR	\$1	\$0	\$1
	KM	36785	1235	DIR	\$39	\$8	\$47
	KM	36785	1243	DIR	\$15	\$3	\$18
	KM	36785	1245	DIR	\$35	\$7	\$42
	KM	36785	1253	DIR	\$4	\$1	\$4
	KM	36785	1255	DIR	\$15	\$3	\$18
	KM	36785	1283	DIR	\$0	\$0	\$0
	KM	36785	1285	DIR	\$2	\$0	\$2
	KM	36793	1113	DIR	\$12	\$3	\$15

DJLP

BRAC

9/14/94

ION ACTIVITY	DEPOT ACTIVITY	CAC	OC	TYPE	OCT-JUL	PROJ AUG-SEP	PROJ FY94
	KM	36793	1223	DIR	\$0	\$0	\$0
	KM	36793	1233	DIR	\$1	\$0	\$1
	KM	36793	1243	DIR	\$1	\$0	\$1
	KM	36793	1253	DIR	\$0	\$0	\$0
	KM	36801	1113	DIR	\$258	\$54	\$311
	KM	36801	1115	DIR	\$142,097	\$29,604	\$171,701
	KM	36801	1153	DIR	\$341	\$71	\$412
	KM	36801	1155	DIR	\$76,271	\$15,890	\$92,161
	KM	36801	1223	DIR	\$0	\$0	\$1
	KM	36801	1225	DIR	\$280	\$58	\$338
	KM	36801	1233	DIR	\$27	\$6	\$32
	KM	36801	1235	DIR	\$14,978	\$3,120	\$18,098
	KM	36801	1243	DIR	\$28	\$6	\$34
	KM	36801	1245	DIR	\$13,824	\$2,880	\$16,704
	KM	36801	1253	DIR	\$34	\$7	\$41
	KM	36801	1255	DIR	\$9,482	\$1,975	\$11,457
	KM	36801	1283	DIR	\$4	\$1	\$4
	KM	36801	1285	DIR	\$1,861	\$388	\$2,248
	KM	36901	1113	DIR	\$16,858	\$3,512	\$20,370
	KM	36901	1115	DIR	\$3,127	\$651	\$3,778
	KM	36901	1153	DIR	\$302	\$63	\$365
	KM	36901	1155	DIR	\$185	\$38	\$223
	KM	36901	1223	DIR	\$38	\$8	\$46
	KM	36901	1225	DIR	\$7	\$1	\$8
	KM	36901	1233	DIR	\$1,726	\$360	\$2,085
	KM	36901	1235	DIR	\$338	\$70	\$408
	KM	36901	1243	DIR	\$1,682	\$350	\$2,032
	KM	36901	1245	DIR	\$227	\$47	\$274
	KM	36901	1253	DIR	\$642	\$134	\$776
	KM	36901	1255	DIR	\$70	\$15	\$85
	KM	36901	1283	DIR	\$74	\$15	\$89
	KM	36902	1113	DIR	\$2,494	\$520	\$3,013
	KM	36902	1115	DIR	\$72,508	\$15,106	\$87,614
	KM	36902	1153	DIR	\$4,607	\$960	\$5,567
	KM	36902	1155	DIR	\$133,758	\$27,866	\$161,624
	KM	36902	1223	DIR	\$7	\$1	\$8
	KM	36902	1225	DIR	\$152	\$32	\$184
	KM	36902	1233	DIR	\$114	\$24	\$138
	KM	36902	1235	DIR	\$7,155	\$1,491	\$8,645
	KM	36902	1243	DIR	\$258	\$54	\$312
	KM	36902	1245	DIR	\$5,584	\$1,163	\$6,747
	KM	36902	1253	DIR	\$153	\$32	\$185
	KM	36902	1255	DIR	\$6,612	\$1,378	\$7,990
	KM	36902	1285	DIR	\$649	\$135	\$784
	KM	36904	1113	DIR	\$10,466	\$2,181	\$12,647
	KM	36904	1115	DIR	\$8,119	\$1,691	\$9,810
	KM	36904	1153	DIR	\$70	\$15	\$85
	KM	36904	1223	DIR	\$23	\$5	\$27
	KM	36904	1225	DIR	\$16	\$3	\$19
	KM	36904	1233	DIR	\$1,080	\$225	\$1,305
	KM	36904	1235	DIR	\$864	\$180	\$1,044
	KM	36904	1243	DIR	\$738	\$154	\$891
	KM	36904	1245	DIR	\$729	\$152	\$881
	KM	36904	1253	DIR	\$157	\$33	\$190
	KM	36904	1255	DIR	\$318	\$66	\$384
	KM	36904	1283	DIR	\$3	\$1	\$4
	KM	36904	1285	DIR	\$92	\$19	\$111
	KM	36905	1113	DIR	\$236,491	\$49,269	\$285,760
	KM	36905	1115	DIR	\$1,303,135	\$271,487	\$1,574,622
	KM	36905	1119	DIR	\$5,496	\$0	\$5,496

DULP

ION ACTIVITY	DEPOT ACTIVITY	CAC	OC	TYPE	OCT-JUL	PROJ AUG-SEP	PROJ FY94
KM	36905	1123	DIR		\$152	\$32	\$183
KM	36905	1145	DIR		\$444	\$0	\$444
KM	36905	1153	DIR		\$529	\$110	\$640
KM	36905	1155	DIR		\$33,499	\$6,979	\$40,478
KM	36905	1165	DIR		\$10	\$2	\$12
KM	36905	1223	DIR		\$409	\$85	\$495
KM	36905	1225	DIR		\$2,524	\$526	\$3,049
KM	36905	1233	DIR		\$16,399	\$3,416	\$19,815
KM	36905	1235	DIR		\$112,302	\$23,396	\$135,698
KM	36905	1243	DIR		\$21,981	\$4,579	\$26,561
KM	36905	1245	DIR		\$103,011	\$21,461	\$124,472
KM	36905	1253	DIR		\$9,927	\$2,068	\$11,995
KM	36905	1255	DIR		\$40,739	\$8,487	\$49,226
KM	36905	1283	DIR		\$4,077	\$849	\$4,926
KM	36905	1285	DIR		\$7,933	\$1,653	\$9,586
KM	37304	1113	DIR		\$37,798	\$7,875	\$45,673
KM	37304	1115	DIR		\$175,383	\$36,538	\$211,922
KM	37304	1123	DIR		\$629	\$131	\$760
KM	37304	1153	DIR		\$78	\$16	\$94
KM	37304	1155	DIR		\$3,808	\$793	\$4,601
KM	37304	1223	DIR		\$82	\$17	\$99
KM	37304	1225	DIR		\$286	\$60	\$346
KM	37304	1233	DIR		\$4,041	\$842	\$4,883
KM	37304	1235	DIR		\$13,691	\$2,852	\$16,544
KM	37304	1243	DIR		\$3,948	\$823	\$4,771
KM	37304	1245	DIR		\$14,952	\$3,115	\$18,067
KM	37304	1253	DIR		\$1,844	\$384	\$2,228
KM	37304	1255	DIR		\$6,667	\$1,389	\$8,057
KM	37304	1283	DIR		\$476	\$99	\$575
KM	37304	1285	DIR		\$1,831	\$382	\$2,213
KM	37501	1113	DIR		\$1,123	\$234	\$1,357
KM	37501	1223	DIR		\$3	\$1	\$3
KM	37501	1233	DIR		\$92	\$19	\$111
KM	37501	1243	DIR		\$147	\$31	\$178
KM	37501	1253	DIR		\$87	\$18	\$105
KM	37501	1283	DIR		\$58	\$12	\$70
KM	37601	1113	DIR		\$105,561	\$21,992	\$127,553
KM	37601	1115	DIR		\$520,649	\$108,468	\$629,117
KM	37601	1119	DIR		\$0	\$13	\$13
KM	37601	1153	DIR		\$9,032	\$1,882	\$10,913
KM	37601	1155	DIR		\$163,117	\$33,983	\$197,099
KM	37601	1165	DIR		\$38	\$8	\$46
KM	37601	1223	DIR		\$165	\$34	\$199
KM	37601	1225	DIR		\$1,033	\$215	\$1,248
KM	37601	1233	DIR		\$5,789	\$1,206	\$6,996
KM	37601	1235	DIR		\$45,627	\$9,506	\$55,133
KM	37601	1243	DIR		\$8,846	\$1,843	\$10,688
KM	37601	1245	DIR		\$50,390	\$10,498	\$60,888
KM	37601	1253	DIR		\$3,185	\$663	\$3,848
KM	37601	1255	DIR		\$30,072	\$6,265	\$36,337
KM	37601	1283	DIR		\$475	\$99	\$574
KM	37601	1285	DIR		\$8,577	\$1,787	\$10,364
KM	37602	1113	DIR		\$10,380	\$2,163	\$12,543
KM	37602	1115	DIR		\$99,507	\$20,731	\$120,238
KM	37602	1119	DIR		\$6,588	\$0	\$6,588
KM	37602	1153	DIR		\$618	\$129	\$747
KM	37602	1155	DIR		\$720	\$150	\$870
KM	37602	1223	DIR		\$21	\$4	\$25
KM	37602	1225	DIR		\$193	\$40	\$233
KM	37602	1233	DIR		\$1,127	\$235	\$1,362

ION ACTIVITY	DEPOT ACTIVITY	CAC	OC	TYPE	OCT-JUL	PROJ AUG-SEP	PROJ FY94
	KM	37602	1235	DIR	\$9,223	\$1,922	\$11,145
	KM	37602	1243	DIR	\$809	\$168	\$977
	KM	37602	1245	DIR	\$8,744	\$1,822	\$10,566
	KM	37602	1253	DIR	\$343	\$72	\$415
	KM	37602	1255	DIR	\$6,835	\$1,424	\$8,259
	KM	37602	1283	DIR	\$48	\$10	\$59
	KM	37602	1285	DIR	\$1,484	\$309	\$1,793
	KM	37901	1113	IND	\$1,885	\$393	\$2,278
	KM	37901	1115	IND	\$19,077	\$3,974	\$23,052
	KM	37901	1153	IND	\$2,044	\$426	\$2,470
	KM	37901	1155	IND	\$48,485	\$10,101	\$58,586
	KM	37901	1223	IND	\$5	\$1	\$6
	KM	37901	1225	IND	\$37	\$8	\$45
	KM	37901	1233	IND	\$292	\$61	\$352
	KM	37901	1235	IND	\$1,724	\$359	\$2,084
	KM	37901	1243	IND	\$158	\$33	\$191
	KM	37901	1245	IND	\$1,764	\$368	\$2,132
	KM	37901	1253	IND	\$191	\$40	\$231
	KM	37901	1255	IND	\$2,245	\$468	\$2,712
	KM	37901	1283	IND	\$12	\$2	\$14
	KM	37901	1285	IND	\$159	\$33	\$192
	KM	91111	1133	DIR	\$40,031	\$8,340	\$48,371
	KM	91111	1135	DIR	\$215,178	\$44,829	\$260,007
	KM	98420	0011	IND	\$169,571	\$35,327	\$204,898
	KM	99721	1115	DIR	\$165	\$114	\$279
	KM	99721	1225	DIR	\$0	\$0	\$1
	KM	99721	1235	DIR	\$24	\$17	\$41
	KM	99721	1245	DIR	\$23	\$16	\$38
	KM	99721	1255	DIR	\$16	\$11	\$27
	KM	99721	1285	DIR	\$9	\$6	\$15
	KM	99722	1115	DIR	\$21,303	\$14,748	\$36,051
	KM	99722	1155	DIR	\$21,667	\$15,000	\$36,667
	KM	99722	1225	DIR	\$5	\$3	\$8
	KM	99722	1235	DIR	\$220	\$152	\$373
	KM	99722	1245	DIR	\$205	\$142	\$347
	KM	99722	1255	DIR	\$140	\$97	\$237
	KM	99722	1285	DIR	\$22	\$15	\$37
	KM				\$197	\$100	\$297
	KN	31101	1112	IND	\$47,665	\$9,930	\$57,595
	KN	31101	1113	IND	\$707,950	\$147,490	\$855,440
	KN	31101	1115	IND	\$33,322	\$6,942	\$40,264
	KN	31101	1133	IND	\$1,300	\$0	\$1,300
	KN	31101	1155	IND	\$837	\$174	\$1,012
	KN	31101	1222	IND	\$107	\$22	\$129
	KN	31101	1223	IND	\$1,653	\$344	\$1,997
	KN	31101	1225	IND	\$76	\$16	\$92
	KN	31101	1232	IND	\$2,326	\$485	\$2,811
	KN	31101	1233	IND	\$46,468	\$9,681	\$56,148
	KN	31101	1242	IND	\$3,334	\$695	\$4,029
	KN	31101	1243	IND	\$59,187	\$12,331	\$71,518
	KN	31101	1245	IND	\$2,332	\$486	\$2,818
	KN	31101	1252	IND	\$685	\$0	\$685
	KN	31101	1253	IND	\$20,420	\$4,254	\$24,674
	KN	31101	1255	IND	\$531	\$111	\$642
	KN	31101	1283	IND	\$6,316	\$1,316	\$7,632
	KN	31103	1113	IND	\$124,081	\$25,850	\$149,931
	KN	31103	1115	IND	\$11,794	\$2,457	\$14,251
	KN	31103	1153	IND	\$353	\$73	\$426
	KN	31103	1223	IND	\$263	\$55	\$318
	KN				\$1,689	\$2,310	\$3,999

ION ACTIVITY	DEPOT ACTIVITY	CAC	OC	TYPE	OCT-JUL	PROJ AUG-SEP	PROJ FY94
	JY	96104	2122	IND	\$1,228	\$858	\$2,086
	JY	96203	2527	IND	\$87	\$61	\$148
	JY	96203	2631	IND	\$688	\$481	\$1,169
	JY	96203	2651	IND	\$1,151	\$804	\$1,955
	JY	96203	3144	IND	\$1,704	\$1,190	\$2,894
	JY	97601	2651	G+A	\$2,208	\$1,542	\$3,750
	JY	98211	6111	G+A	\$2,472	\$1,726	\$4,198
	JY	98211	6199	G+A	\$0	\$0	\$0
	JY	98540	2516	G+A	\$0	\$0	\$0
	JY	98560	2516	IND	\$0	\$0	\$0
	JY	98570	2516	G+A	\$0	\$0	\$0
	KM	31101	2111	IND	\$9,060	\$1,926	\$10,986
	KM	31101	2112	IND	\$8,507	\$1,808	\$10,315
	KM	31101	2113	IND	\$1,680	\$357	\$2,037
	KM	31101	2121	IND	\$6,953	\$1,478	\$8,431
	KM	31101	2122	IND	\$3,474	\$738	\$4,212
	KM	31101	2123	IND	\$34	\$7	\$41
	KM	31101	2131	IND	\$779	\$166	\$945
	KM	31101	2132	IND	\$415	\$88	\$503
	KM	31101	2133	IND	\$58	\$12	\$70
	KM	31101	2140	IND	\$4,446	\$945	\$5,391
	KM	31101	2515	IND	\$10,561	\$0	\$10,561
	KM	31101	2651	IND	\$192	\$41	\$233
	KM	31101	3124	IND	\$49	\$0	\$49
	KM	31203	2112	IND	\$105	\$22	\$127
	KM	31203	2122	IND	\$90	\$19	\$109
	KM	31203	2112	IND	\$158	\$34	\$192
	KM	31203	2113	IND	\$9,514	\$2,022	\$11,536
	KM	31203	2122	IND	\$547	\$116	\$663
	KM	31203	2123	IND	\$2,143	\$456	\$2,599
	KM	31203	2133	IND	\$1,049	\$223	\$1,272
	KM	31203	2140	IND	\$835	\$177	\$1,012
	KM	31203	2515	IND	\$2,330	\$0	\$2,330
	KM	31203	2527	IND	\$810	\$0	\$810
	KM	31301	2111	IND	(\$1)	\$0	(\$1)
	KM	31301	2112	IND	\$660	\$140	\$800
	KM	31301	2113	IND	\$1,390	\$295	\$1,685
	KM	31301	2122	IND	\$639	\$136	\$775
	KM	31301	2123	IND	\$427	\$91	\$518
	KM	31301	2132	IND	\$400	\$85	\$485
	KM	31301	2140	IND	\$266	\$57	\$323
	KM	32101	2621	DIR	\$19,270	\$4,096	\$23,366
	KM	32101	2641	DIR	\$4,636	\$985	\$5,621
	KM	32101	2651	DIR	\$26,245	\$5,579	\$31,824
	KM	32101	3124	DIR	\$2,497	\$0	\$2,497
	KM	32201	2112	DIR	\$516	\$110	\$626
	KM	32201	2122	DIR	\$497	\$106	\$603
	KM	32201	2123	DIR	\$497	\$106	\$603
	KM	32201	2140	DIR	\$120	\$26	\$146
	KM	32201	2621	DIR	\$1,336	\$284	\$1,620
	KM	32201	2641	DIR	\$1,695	\$360	\$2,055
	KM	32201	2651	DIR	\$2,805	\$596	\$3,401
	KM	32201	3124	DIR	\$10,975	\$1,151	\$12,126
	KM	33101	2621	DIR	\$798	\$170	\$968
	KM	33101	2651	DIR	\$3,256	\$692	\$3,948
	KM	33201	2527	DIR	\$722	\$0	\$722
	KM	33201	2621	DIR	\$184,635	\$39,246	\$223,881
	KM	33201	2631	DIR	(\$96,575)	\$0	(\$96,575)

ION ACTIVITY	DEPOT ACTIVITY	CAC	OC	TYPE	OCT-JUL	PROJ AUG-SEP	PROJ FY94
	KM	33201	2641	DIR	\$47,442	\$10,084	\$57,526
	KM	33201	2651	DIR	\$39,371	\$8,369	\$47,740
	KM	33201	3124	DIR	\$26,575	\$589	\$27,164
	KM	34201	2111	DIR	\$216	\$46	\$262
	KM	34201	2112	DIR	\$1,269	\$270	\$1,539
	KM	34201	2122	DIR	\$1,205	\$256	\$1,461
	KM	34201	2131	DIR	\$104	\$22	\$126
	KM	34201	2621	DIR	\$1,200	\$255	\$1,455
	KM	34201	2651	DIR	\$4,862	\$1,033	\$5,895
	KM	34201	2655	DIR	\$2,035	\$433	\$2,468
	KM	34910	2221	DIR	\$1,363,202	\$289,763	\$1,652,965
	KM	35102	2112	IND	\$210	\$45	\$255
	KM	35102	2122	IND	\$180	\$38	\$218
	KM	35103	2621	IND	\$48,825	\$10,378	\$59,203
	KM	35103	2631	IND	\$15,189	\$3,229	\$18,418
	KM	35103	2641	IND	\$13,721	\$2,917	\$16,638
	KM	35103	2651	IND	\$2,316	\$492	\$2,808
	KM	35201	2621	IND	\$125	\$27	\$152
	KM	35201	2631	IND	\$116	\$25	\$141
	KM	35201	3124	IND	\$18,447	\$3,921	\$22,368
	KM	35301	2621	IND	\$1,596	\$339	\$1,935
	KM	35301	2641	IND	\$36	\$8	\$44
	KM	35401	2112	IND	\$223	\$47	\$270
	KM	35401	2122	IND	\$497	\$106	\$603
	KM	35401	2621	IND	\$122	\$26	\$148
	KM	35601	2621	IND	\$13	\$3	\$16
	KM	35801	2111	IND	\$484	\$103	\$587
	KM	35801	2112	IND	\$6,053	\$1,287	\$7,340
	KM	35801	2113	IND	\$340	\$72	\$412
	KM	35801	2121	IND	\$653	\$139	\$792
	KM	35801	2122	IND	\$1,236	\$263	\$1,499
	KM	35801	2123	IND	\$600	\$128	\$728
	KM	35801	2132	IND	\$110	\$23	\$133
	KM	35801	2140	IND	\$864	\$184	\$1,048
	KM	35801	2212	IND	\$912	\$0	\$912
	KM	35801	2621	IND	\$330	\$70	\$400
	KM	35801	3124	IND	\$398	\$0	\$398
	KM	35901	2621	IND	\$5	\$1	\$6
	KM	36502	3124	DIR	\$2,195	\$0	\$2,195
	KM	36741	2621	DIR	\$30,320	\$6,445	\$36,765
	KM	36741	2631	DIR	\$89,632	\$19,052	\$108,684
	KM	36741	2641	DIR	\$8,897	\$1,253	\$7,150
	KM	36741	2651	DIR	\$11,477	\$2,440	\$13,917
	KM	36741	3124	DIR	\$3,974	\$882	\$4,856
	KM	36744	2621	DIR	\$269	\$57	\$326
	KM	36744	2641	DIR	\$652	\$139	\$791
	KM	36801	2621	DIR	\$137	\$29	\$166
	KM	36801	2631	DIR	\$86,481	\$18,382	\$104,863
	KM	36801	2651	DIR	\$1,313	\$279	\$1,592
	KM	36902	2621	DIR	\$6,855	\$1,457	\$8,312
	KM	36902	2631	DIR	\$7,968	\$1,694	\$9,662
	KM	36902	2641	DIR	\$1,158	\$246	\$1,404
	KM	36902	2651	DIR	\$365	\$78	\$443
	KM	36904	2631	DIR	(\$4,651)	\$0	(\$4,651)
	KM	36905	2111	DIR	\$118	\$25	\$143
	KM	36905	2112	DIR	\$279	\$59	\$338
	KM	36905	2122	DIR	\$384	\$82	\$466
	KM	36905	2131	DIR	\$26	\$6	\$32
	KM	36905	2140	DIR	\$121	\$26	\$147
	KM	36905	2515	DIR	\$249,722	\$0	\$249,722

DULF


BRAC

9/14/94

ION ACTIVITY	DEPOT ACTIVITY	CAC	OC	TYPE	OCT-JUL	PROJ AUG-SEP	PROJ FY94
	KM	36905	2527	DIR	\$588	\$0	\$588
	KM	36905	2621	DIR	\$93,480	\$19,870	\$113,350
	KM	36905	2631	DIR	\$29,462	\$6,262	\$35,724
	KM	36905	2641	DIR	\$4,958	\$1,054	\$6,012
	KM	36905	2651	DIR	\$25,250	\$5,367	\$30,617
	KM	36905	3124	DIR	\$1,662	\$0	\$1,662
	KM	37304	2631	DIR	\$6,962	\$1,480	\$8,442
	KM	37304	2651	DIR	\$299	\$64	\$363
	KM	37601	2515	DIR	\$25,823	\$0	\$25,823
	KM	37601	2621	DIR	\$47,684	\$10,136	\$57,820
	KM	37601	2631	DIR	\$51,843	\$11,020	\$62,863
	KM	37601	2641	DIR	\$4,080	\$867	\$4,947
	KM	37601	2651	DIR	\$3,429	\$729	\$4,158
	KM	37601	3124	DIR	\$197,668	\$7,140	\$204,808
	KM	37602	2631	DIR	\$7,640	\$1,624	\$9,264
	KM	91101	2515	G+A	\$5,543,391	\$33,397	\$5,576,788
	KM	91402	2527	G+A	\$2,000	\$0	\$2,000
	KM	92204	2515	G+A	\$2,767	\$0	\$2,767
	KM	92302	3124	G+A	\$0	\$4,865	\$4,865
	KM	92303	3124	G+A	\$0	\$408	\$408
	KM	92402	2521	G+A	\$164	\$0	\$164
	KM	92402	2621	G+A	\$17,082	\$3,631	\$20,713
	KM	92402	2631	G+A	\$2,764	\$588	\$3,352
	KM	92402	2641	G+A	\$768	\$163	\$931
	KM	92402	2651	G+A	\$11,260	\$2,393	\$13,653
	KM	92402	3124	G+A	\$6,332	\$2,022	\$8,354
	KM	92501	2621	G+A	\$4,247	\$903	\$5,150
	KM	92501	2641	G+A	\$1,721	\$366	\$2,087
	KM	92501	2651	G+A	\$12,094	\$2,571	\$14,665
	KM	92501	3114	G+A	\$10,442	\$0	\$10,442
	KM	92501	3124	G+A	\$9,521	\$1,420	\$10,941
	KM	92901	2527	G+A	\$2,053	\$0	\$2,053
	KM	92901	2621	G+A	\$323	\$69	\$392
	KM	92901	2651	G+A	\$580	\$123	\$703
	KM	92901	3124	G+A	\$270	\$0	\$270
	KM	92902	2315	G+A	\$179,012	\$89,506	\$268,518
	KM	93531	2527	IND	\$12,674	\$0	\$12,674
	KM	94501	2315	G+A	\$543	\$0	\$543
	KM	94501	2521	G+A	\$1,338	\$0	\$1,338
	KM	94501	2527	G+A	\$7,915	\$0	\$7,915
	KM	94501	2651	G+A	\$224	\$48	\$272
	KM	94601	2511	IND	\$12,000	\$0	\$12,000
	KM	94601	2521	IND	\$1,072	\$0	\$1,072
	KM	94601	2527	IND	\$1,425	\$0	\$1,425
	KM	95101	2410	G+A	\$8,000	\$0	\$8,000
	KM	95101	2631	G+A	\$94	\$20	\$114
	KM	95101	2641	G+A	\$34	\$7	\$41
	KM	95301	2651	G+A	\$1,378	\$293	\$1,671
	KM	95301	3124	G+A	\$29,566	\$11,458	\$41,024
	KM	96203	2521	IND	(\$1,375)	\$0	(\$1,375)
	KM	96203	2527	IND	\$40,131	\$0	\$40,131
	KM	96203	2641	IND	\$847	\$180	\$1,027
	KM	96203	3124	IND	\$5,920	\$0	\$5,920
	KM	96203	3144	IND	\$25,766	\$0	\$25,766
	KM	97201	3124	G+A	\$2,625	\$0	\$2,625
	<del>KN</del>	<del>31101</del>	<del>2111</del>	<del>IND</del>	<del>\$950</del>	<del>\$202</del>	<del>\$1,152</del>
	<del>KN</del>	<del>31101</del>	<del>2112</del>	<del>IND</del>	<del>\$11,522</del>	<del>\$2,449</del>	<del>\$13,971</del>
	<del>KN</del>	<del>31101</del>	<del>2121</del>	<del>IND</del>	<del>\$100</del>	<del>\$20</del>	<del>\$120</del>
	<del>KN</del>	<del>31101</del>	<del>2122</del>	<del>IND</del>	<del>\$4,750</del>	<del>\$1,015</del>	<del>\$5,765</del>
	<del>KN</del>	<del>31101</del>	<del>2131</del>	<del>IND</del>	<del>\$614</del>	<del>\$100</del>	<del>\$714</del>



PART IV



BRAC 95 - CLOSE HOLD

DDLDP RESPONSE TO DATA CALL - PART IV

FACILITIES DATA CALL QUESTIONS  
FOR COLLOCATED DEPOTS

ATTACHED IS THE FACILITIES DATA CALL FOR FY 95. QUESTIONS ANSWERED WERE PULLED BY DDLDP PERSONNEL FROM INFORMATION PROVIDED BY THE PUBLIC WORKS ON THE DEPOT. BECAUSE PUBLIC WORKS DID NOT ACTUALLY COMPLETE THE DATA CALL, DDLDP PERSONNEL WHO ARE NOT FAMILIAR WITH FACILITIES INFORMATION INPUT THE INFORMATION INTO THE FACILITIES DATABASE. BECAUSE DDLDP IS NOT CERTAIN ALL OF THE INFORMATION THEY INPUT IS CORRECT, DDLDP HAS ATTACHED A COPY OF THE INFORMATION PROVIDED BY PUBLIC WORKS.


PLEASE NOTE THAT IT IS KNOWN THAT INFORMATION PUT INTO THE DATABASE IS NOT COMPLETELY ACCURATE. HOWEVER, THE DATABASE REQUIRED A RESPONSE TO EACH QUESTION BEFORE IT WOULD MOVE ON TO ANOTHER BUILDING OR FACILITY. AS A RESULT, DDLDP ENTERED INCORRECT DATA IN AN ATTEMPT TO COMPLETE THE PARTS OF THIS SECTION THAT DDLDP KNEW WERE CORRECT. EXAMPLES OF DATA PUT IN INCORRECTLY ARE: YEAR BUILT, HISTORICAL RATING, YEAR LAST IMPROVED, AND PLANNED EXCESS. THIS DATA WILL BE INPUT CORRECTLY WHEN THE PWC REPORT IS RECEIVED.

IN ADDITION, DDLDP ATTEMPTED TO INPUT THE CATEGORY CODE IN FOR EACH BUILDING AS LISTED BY LEAD PWC. HOWEVER, SOME OF THE CATEGORY CODES LISTED BY LEAD WOULD NOT BE ACCEPTED BY THE BRAC DATABASE. THEREFORE, DDLDP USED A CATEGORY CODE AS SIMILAR AS POSSIBLE.

ALSO, PLEASE NOTE THAT THE COMMUNITY UTILITY SUPPORT PART OF THE DATA CALL WOULD NOT PRINT. THEREFORE, DDLDP USED A PRINT SCREEN TO OBTAIN A PRINTOUT.

THE PWC REPORT HAS NOT BEEN RECEIVED BY DDLDP TO DATE. AS PER DDRE, DDLDP WILL HAVE THREE (3) WEEKS IN WHICH TO ANSWER THE REMAINING QUESTIONS AFTER THE REPORT IS RECEIVED. THOSE QUESTIONS WILL BE SEPARATELY CERTIFIED.

I CERTIFY THAT THE INFORMATION CONTAINED HEREIN IS ACCURATE AND COMPLETE TO THE BEST OF MY KNOWLEDGE AND BELIEF.

  
LESLIE G. CARLOW  
LTC, USA  
COMMANDER

DDLDP - KM

DEFENSE LOGISTICS AGENCY


PART IV

Building and Facilities

Data Call Questions  
For  
Collocated Depots

Prepared By  
PWC  
Letterkenny Army Depot

26 Aug 94

 : *26 Aug 94*  
*Info. request*  
*by DLA. Any Questions,*  
*call me on 28832.*



The following information is provided by the Central PA Regional PWC in response to the DLA BRAC 95 data call. Guidance as to which questions require response was provided by Mr. [REDACTED], DDRE, New Cumberland, DSN 977-5270.

1. IV.A.1 thru IV.A.5.j provided by PWC Norfolk.
2. IV.A.5.k provided by PWC LEAD (see attached)
3. IV.A.5.l provided by PWC Norfolk.
4. IV.A.6 thru IV.A.7.c provided by PWC LEAD. (see attached) Data includes Bldg number, category code, description, occupant, square footage, type of construction.
5. IV.A.8 thru IV.A.22 provided by PWC Norfolk.
6. IV.A.23.a thru IV.A.23.l provided by DLA Supply DOSO Report. PWC LEAD provided admin space data. (see attached).
7. IV.A.24.a thru IV.A.24.h provided by PWC Norfolk.
8. IV.A.25.a thru IV.A.25.h were designated by DDRE to be answered jointly by PWC Norfolk and PWC LEAD. These questions pertain to estimated capital improvements of buildings and facilities which will be required over the next 20 years (FY 1995 - 2015). PWC Norfolk conducted a deficiency assessment of all DDRE occupied space. It is not known if PWC LEAD will have access to this assessment in time to complete this portion of the data call. This section was not complete by PWC LEAD.
9. IV.A.26.a thru IV.A.26.i. provided by PWC LEAD. (see attached).
10. IV.A.27.a thru IV.A.27.e. provided by PWC LEAD. (see attached).
11. IV.B.28 provided by PWC LEAD. (see attached).
12. IV.29 and IV.29.a. provided by PWC LEAD. (see attached).
13. IV.B.30 and IV.B.30.a requires a listing of DoD or federal land known to be available, and acceptable to the PLFA/SLFA, within a 100 mile radius of the depot. PWC LEAD is not in a position to determine if land is acceptable to DLA. Provided however is a list of known DoD installations within 100 miles. (see attached).
14. IV.B.31. provided by PWC LEAD. (see attached).
15. IV.B.32. and IV.B.32.a. provided by PWC LEAD. (see attached).
16. IV.B.33. provided by PWC LEAD. (see attached).

17. IV.B.34. provided by PWC LEAD. (see attached).

18. IV.B.35. the answer to this question can best be provided by PLFA/SLFA. PWC LEAD can not recommend space for SLFA.

19. IV.B.36 provided by PWC LEAD. (see attached).

20. IV.B. 37 provided by PWC LEAD, (see attached).

21. IV.B.38 provided by PWC LEAD. (see attached).

22. IV.B. 39 provided by PWC Norfolk or PLFA/SLFA.

23. IV.B.40 provided by PWC LEAD. (see attached).

**2. IV.A.5.k. Does the building comply with the American with Disability Act provisions (restrooms, ramps, elevators, etc. where reasonable) as described in MMDI letter of Feb 1994? (Y/N). Answers are enclosed as provided by DDLP-S.**

**SUBJECT: Handicapped Accessible Buildings and Bathrooms in Warehousing Division I**

**TO:** [redacted]

1. In reference to your request for the aforementioned subject, the following is being provided:

2. **Office Symbol**      **Bldg #**      **Bldg Handicapped Accessible**      **Bathroom Handicapped Accessible**

		Yes	No	Yes	No
DDL-P-S	5	X		X	X <small>to Bldg 5</small>
DDL-P-SA	6/7/8/9	X			HAVE NO BTHRMS
DDL-P-SB	31/32/33/34/ 35/36/41/43/ 44/45/46/47/ 52/53/54/55/ 57/651/652	ONLY THRU OVRHD DRS			X
DDL-P-SH	19/LOT 20	ONLY THRU OVRHD DRS			ONLY IN BLDG 19- NO HNDRAILS
DDL-P-SP	4/42	RAMPS ARE THERE BUT STEEP			X
DDL-P-SS	33S	ONLY THRU OVRHD DRS		X	
DDL-P-SW	51/52/DOCK 46	X		BLDG 51	52/DOCK 46 HAVE NO BTHRMS

3. Point of contact is Dawn Snider at DSN 570-5130.

[redacted]  
Chief, Warehousing Division I

Post-It™ brand fax transmittal memo 7671 # of pages > 1

To [redacted]	From [redacted]
Co. [redacted]	Co. DDL-P-S
Dept. [redacted]	Phone # X 5130
Fax # X 9713	Fax # X 8108



4. IV.A.6. thru IV.A.7.c is provided from the IFSM Real Property data base. The data base has been modified to answer all the questions. Since DDLP is a tenant operation of LEAD there are no assigned real property facilities other than buildings.

IV.A.6 and IV.A.6a not applicable.

IV.A.7.a. See enclosed data base. Category codes are identified as CATCODE

IV.A.7.b. Gross size is identified as ASGNAREA

IV.A.7.c User or occupant of the buildings beside DDLP are identified as OCCUPNAME. Example; Bldg 2 occupants include DIRECTOR (DDL), CMDR OFC (LEAD), DEL (PWC LEAD), HEALTH CLINIC, and DIRECTOR (DDL).

REAL PROPERTY INVENTORY

(BUILDINGS)

PROPERTY NUMBER	FACILITY NAME	YEAR BUILT	SIZE	UN TYPE	CONST HT (FT)	NO STORIES	HISTORIC RATING	REST ADEQUATE	COMPLY WADA	YEAR LAST IMPROVED	CURRENT PLANT VALUE	PLANNED EXCESS	USER REMARKS
** S.F./SITE NAME...: DOLP/LETTERBERRY													
42345 0002	ADMIN/SHIPPING & RECEIVING	1943	92,120 SF	P	9999	1	E	Y	Y	9999	999,999,999	9999	WILL BE AMENDED WITH P&C INFO.
42345 0004	GENERAL PURPOSE WAREHOUSE/ADMIN	1943	92,641 SF	P	9999	1	E	Y	N	9999	999,999,999	9999	WILL BE AMENDED WITH P&C INFO.
42345 0005	SHIPPING AND RECEIVING	1943	91,470 SF	P	9999	1	E	Y	Y	1995	999,999,999	9999	WILL BE AMENDED WITH P&C INFO.
42345 0006	CONTROLLED HUMIDITY WAREHOUSE	1943	90,180 SF	P	9999	1	E	Y	Y	1995	999,999,999	9999	WILL BE AMENDED WITH P&C INFO.
42345 0007	CONTROLLED HUMIDITY WAREHOUSE	1943	90,752 SF	P	9999	1	E	N	Y	9999	999,999,999	9999	WILL BE AMENDED WITH P&C INFO.
42345 0008	CONTROLLED HUMIDITY WAREHOUSE	1943	91,608 SF	P	9999	1	E	N	Y	9999	999,999,999	9999	WILL BE AMENDED WITH P&C INFO.
42345 0009	CONTROLLED HUMIDITY WAREHOUSE	1943	90,180 SF	F	9999	1	E	N	Y	9999	999,999,999	9999	WILL BE AMENDED WITH P&C INFO.
42345 00016	GENERAL PURPOSE WAREHOUSE	1943	12,000 SF	P	9999	1	E	N	Y	9999	999,999,999	9999	WILL BE AMENDED WITH P&C INFO.
42345 00019	INFLAMMABLES	1954	41,705 SF	F	9999	1	E	Y	Y	9999	999,999,999	9999	WILL BE AMENDED WITH P&C INFO.
42345 00031	CONTROLLED HUMIDITY WAREHOUSE	1943	90,180 SF	P	9999	1	E	N	Y	9999	999,999,999	9999	WILL BE AMENDED WITH P&C INFO.
42345 00032	CONTROLLED HUMIDITY WAREHOUSE	1943	90,180 SF	P	9999	1	E	N	Y	9999	999,999,999	9999	WILL BE AMENDED WITH P&C INFO.
42345 00033	CONTROLLED HUMIDITY WAREHOUSE	1943	90,327 SF	P	9999	1	E	N	Y	9999	999,999,999	9999	WILL BE AMENDED WITH P&C INFO.
42345 00034	CONTROLLED HUMIDITY WAREHOUSE	1943	90,180 SF	P	9999	1	E	N	Y	9999	999,999,999	9999	WILL BE AMENDED WITH P&C INFO.
42345 00041	CONTROLLED HUMIDITY WAREHOUSE	1943	90,180 SF	P	9999	1	E	N	Y	9999	999,999,999	9999	WILL BE AMENDED WITH P&C INFO.
42345 00042	GENERAL PURPOSE WAREHOUSE	1943	90,327 SF	P	9999	1	E	N	Y	9999	999,999,999	9999	WILL BE AMENDED WITH P&C INFO.

REAL PROPERTY INVENTORY

(BUILDINGS)

BSA PROPERTY NUMBER	FACILITY NUMBER	FACILITY NAME	YEAR BUILT	SIZE	CONST LN TYPE	HT (FT)	NO STORIES	HISTORIC RATING	REST ROOMS ADQUATE	COMPLY W/ADA	YEAR LAST IMPROVED	CURRENT PLANT VALUE	PLANNED EXCESS	USER REMARKS
42345	00043	CONTROLLED HUMIDITY WISE	1943	90,527 SF	P	9999	1	E	N	Y	9999	999,999,999	9999	WILL BE AMENDED WITH PMC INFO.
42345	00044	CONTROLLED HUMIDITY WISE	1943	90,180 SF	P	9999	1	E	N	Y	9999	999,999,999	9999	WILL BE AMENDED WITH PMC INFO.
42345	00047	CONTROLLED HUMIDITY WISE	1943	90,860 SF	P	9999	1	E	N	Y	9999	999,999,999	9999	WILL BE AMENDED WITH PMC INFO.
42345	00051	CONTROLLED HUMIDITY WISE	1943	90,347 SF	P	9999	1	E	Y	Y	9999	999,999,999	9999	WILL BE AMENDED WITH PMC INFO.
42345	00052	CONTROLLED HUMIDITY WISE	1943	90,180 SF	P	9999	1	E	N	Y	9999	999,999,999	9999	WILL BE AMENDED WITH PMC INFO.
42345	00053	CONTROLLED HUMIDITY WISE	1943	90,180 SF	P	9999	1	E	N	Y	9999	999,999,999	9999	WILL BE AMENDED WITH PMC INFO.
42345	00054	GENERAL PURPOSE WAREHOUSE	1943	90,180 SF	P	9999	1	E	N	Y	9999	999,999,999	9999	WILL BE AMENDED WITH PMC INFO.
42345	00055	CONTROLLED HUMIDITY WISE	1943	0	P	9999	1	E	N	Y	1995	999,999,999	9999	WILL BE AMENDED WITH PMC INFO.
42345	00057	VEHICLE MAINTENANCE SHOP D/S	1943	100,420 SF	P	9999	1	E	N	N	9999	999,999,999	9999	WILL BE AMENDED WITH PMC INFO.
42345	00107	PUBLIC TOILET	1995	384 SF	P	9999	1	E	Y	N	1995	999,999,999	9999	WILL BE AMENDED WITH PMC INFO.
42345	00108	PUBLIC TOILET	1943	384 SF	P	9999	1	E	Y	N	9999	999,999,999	9999	WILL BE AMENDED WITH PMC INFO.
42345	00226	FLAM MAT STR D	1943	576 SF	P	9999	1	E	N	N	9999	999,999,999	9999	WILL BE AMENDED WITH PMC INFO.
42345	00320	CARE AND PRESERVATION SH	1977	65,761 SF	P	9999	1	E	Y	Y	9999	999,999,999	9999	WILL BE AMENDED WITH PMC INFO.
42345	00321	OPEN WAREHOUSE	1995	360 SF	P	9999	1	E	N	N	1995	999,999,999	9999	WILL BE AMENDED WITH PMC INFO.
42345	00324	OPEN WAREHOUSE	1995	800 SF	P	9999	1	E	N	N	1995	999,999,999	9999	WILL BE AMENDED WITH PMC INFO.
42345	00402	GENERAL PURPOSE WAREHOUSE	1995	4,150 SF	P	9999	1	E	N	N	9999	999,999,999	9999	WILL BE AMENDED WITH PMC INFO.

REAL PROPERTY INVENTORY

[BUILDINGS]

ESA PROPERTY FACILITY NUMBER	FACILITY NAME	YEAR BUILT	YEAR LAST IMPROVED	CONST UN TYPE	HT (FT)	NO STORIES	HISTORIC RATING	REST ROOMS ADQUATE	COMPLY M/ADA	CURRENT PLANT VALUE	PLANNED EXCESS	USER REMARKS
42345 00441	CONTROLLED HUMIDITY WARE	1942	9999	P	9999	1	E	Y	N	999,999,999	9999	RADIOACTIVE STORAGE - WILL BE AMENDED WITH P/MC INFO.
42345 00502	GENERAL STOREHOUSE	1943	9999	P	9999	1	E	N	N	999,999,999	9999	WILL BE AMENDED WITH P/MC INFO.
42345 00451	INFLAM MAT STHS	1953	9999	P	9999	1	E	Y	N	999,999,999	9999	2 SECTIONS ARE CONTROLLED HUMIDITY - WILL BE AMENDED WITH P/MC INFO.
42345 00652	INFLAM MAT STHS	1953	9999	P	9999	1	E	Y	N	999,999,999	9999	1 BAY HAS CONTROLLED HUMIDITY - WILL BE AMENDED WITH P/MC INFO.
42345 00702	CONTROLLED HUMIDITY WARE	1948	1995	P	10	1	E	N	N	999,999,999	9999	WILL BE AMENDED WITH P/MC INFO.
42345 00703	CONTROLLED HUMIDITY WARE	1948	1995	P	10	1	E	N	N	999,999,999	9999	WILL BE AMENDED WITH P/MC INFO.
42345 00715	CONTROLLED HUMIDITY WARE	1948	1995	P	10	1	E	N	N	999,999,999	9999	WILL BE AMENDED WITH P/MC INFO.
42345 00718	CONTROLLED HUMIDITY WARE	1948	1995	P	10	1	E	N	N	999,999,999	9999	WILL BE AMENDED WITH P/MC INFO.
42345 00721	CONTROLLED HUMIDITY WARE	1948	1995	P	10	1	E	N	N	999,999,999	9999	WILL BE AMENDED WITH P/MC INFO.
42345 00722	CONTROLLED HUMIDITY WARE	1948	1995	F	10	1	E	N	N	999,999,999	9999	WILL BE AMENDED WITH P/MC INFO.
42345 00723	CONTROLLED HUMIDITY WARE	1948	1995	P	10	1	E	N	N	999,999,999	9999	WILL BE AMENDED WITH P/MC INFO.
42345 00725	CONTROLLED HUMIDITY WARE	1948	1995	P	10	1	E	N	N	999,999,999	9999	WILL BE AMENDED WITH P/MC INFO.
42345 00801	CONTROLLED HUMIDITY WARE	1948	1995	P	10	1	E	N	N	999,999,999	9999	WILL BE AMENDED WITH P/MC INFO.

REAL PROPERTY INVENTORY

[BUILDINGS]

PROPERTY NUMBER	FACILITY NAME	YEAR BUILT	YEAR	SIZE	UR TYPE	CONST HT	NO STORIES	HISTORIC RATING	REST ROOMS	COMPLY W/ADA	YEAR IMPROVED	CURRENT PLANT VALUE	PLANNED EXCESS	USER REMARKS
42345 00802	CONTROLLED HUMIDITY WASE	1948		2,377 SF	P	10	1	E	N	N	1995	999,999,999	9999	WILL BE AMENDED WITH P&C INFO.
42345 00804	CONTROLLED HUMIDITY WASE	1948		2,377 SF	P	10	1	E	N	N	1995	999,999,999	9999	WILL BE AMENDED WITH P&C INFO.
42345 00805	CONTROLLED HUMIDITY WASE	1948		2,377 SF	P	10	1	E	N	N	1995	999,999,999	9999	WILL BE AMENDED WITH P&C INFO.
42345 00811	CONTROLLED HUMIDITY WASE	1948		2,377 SF	P	10	1	E	N	N	1995	999,999,999	9999	WILL BE AMENDED WITH P&C INFO.
42345 00814	CONTROLLED HUMIDITY WASE	1948		2,377 SF	P	10	1	E	N	N	1995	999,999,999	9999	WILL BE AMENDED WITH P&C INFO.
42345 00815	CONTROLLED HUMIDITY WASE	1948		2,377 SF	P	10	1	E	N	N	1995	999,999,999	9999	WILL BE AMENDED WITH P&C INFO.
42345 00816	CONTROLLED HUMIDITY WASE	1948		4,754 SF	P	10	1	E	N	N	1995	999,999,999	9999	WILL BE AMENDED WITH P&C INFO.
42345 00821	CONTROLLED HUMIDITY WASE	1948		2,377 SF	P	10	1	E	N	N	1995	999,999,999	9999	WILL BE AMENDED WITH P&C INFO.
42345 00822	CONTROLLED HUMIDITY WASE	1948		2,377 SF	P	10	1	E	N	N	1995	999,999,999	9999	WILL BE AMENDED WITH P&C INFO.
42345 00823	CONTROLLED HUMIDITY WASE	1948		2,377 SF	P	10	1	E	N	N	1995	999,999,999	9999	WILL BE AMENDED WITH P&C INFO.
42345 00824	CONTROLLED HUMIDITY WASE	1948		2,377 SF	P	10	1	E	N	N	1995	999,999,999	9999	WILL BE AMENDED WITH P&C INFO.
42345 00826	CONTROLLED HUMIDITY WASE	1948		2,377 SF	P	10	1	E	N	N	1995	999,999,999	9999	WILL BE AMENDED WITH P&C INFO.
42345 00831	CONTROLLED HUMIDITY WASE	1948		2,377 SF	P	10	1	E	N	N	1995	999,999,999	9999	WILL BE AMENDED WITH P&C INFO.
42345 00832	CONTROLLED HUMIDITY WASE	1948		2,377 SF	P	10	1	E	N	N	1995	999,999,999	9999	WILL BE AMENDED WITH P&C INFO.
42345 00833	CONTROLLED HUMIDITY WASE	1948		2,377 SF	P	10	1	E	N	N	1995	999,999,999	9999	WILL BE AMENDED WITH P&C INFO.

REAL PROPERTY INVENTORY

(BUILDINGS)

PROPERTY NUMBER	FACILITY NUMBER	FACILITY NAME	YEAR BUILT	CONST SIZE	HT	NO	HISTORIC	REST ROOMS	COMPLY	YEAR LAST IMPROVED	CURRENT PLANT VALUE	PLANNED EXCESS	USER REMARKS	
42345	00834	CONTROLLED HUMIDITY W/SE	1948	2,377 SF	P	10	1	E	N	N	1995	999,999,999	9999	WILL BE AMENDED WITH PMC INFO.
42345	00836	CONTROLLED HUMIDITY W/SE	1948	2,377 SF	P	10	1	E	N	N	1995	999,999,999	9999	WILL BE AMENDED WITH PMC INFO.
42345	00841	CONTROLLED HUMIDITY W/SE	1948	2,377 SF	P	10	1	E	N	N	1995	999,999,999	9999	WILL BE AMENDED WITH PMC INFO.
42345	00842	CONTROLLED HUMIDITY W/SE	1948	2,377 SF	P	10	1	E	N	N	1995	999,999,999	9999	WILL BE AMENDED WITH PMC INFO.
42345	00843	CONTROLLED HUMIDITY W/SE	1948	2,377 SF	P	10	1	E	N	N	1995	999,999,999	9999	WILL BE AMENDED WITH PMC INFO.
42345	00844	CONTROLLED HUMIDITY W/SE	1948	2,377 SF	P	10	1	E	N	N	1995	999,999,999	9999	WILL BE AMENDED WITH PMC INFO.
42345	00845	CONTROLLED HUMIDITY W/SE	1948	2,377 SF	P	10	1	E	N	N	1995	999,999,999	9999	WILL BE AMENDED WITH PMC INFO.
42345	00846	CONTROLLED HUMIDITY W/SE	1948	2,377 SF	P	10	1	E	N	N	1995	999,999,999	9999	WILL BE AMENDED WITH PMC INFO.
42345	00851	CONTROLLED HUMIDITY W/SE	1948	2,377 SF	P	10	1	E	N	N	1995	999,999,999	9999	WILL BE AMENDED WITH PMC INFO.
42345	00852	CONTROLLED HUMIDITY W/SE	1948	2,377 SF	P	10	1	E	N	N	1995	999,999,999	9999	WILL BE AMENDED WITH PMC INFO.
42345	00853	CONTROLLED HUMIDITY W/SE	1948	2,377 SF	P	10	1	E	N	N	1995	999,999,999	9999	WILL BE AMENDED WITH PMC INFO.
42345	00854	CONTROLLED HUMIDITY W/SE	1948	2,377 SF	P	10	1	E	N	N	1995	999,999,999	9999	WILL BE AMENDED WITH PMC INFO.
42345	00855	CONTROLLED HUMIDITY W/SE	1948	2,377 SF	P	10	1	E	N	N	1995	999,999,999	9999	WILL BE AMENDED WITH PMC INFO.
42345	00856	CONTROLLED HUMIDITY W/SE	1948	2,377 SF	P	10	1	E	N	N	1995	999,999,999	9999	WILL BE AMENDED WITH PMC INFO.
42345	00861	CONTROLLED HUMIDITY W/SE	1948	2,377 SF	P	10	1	E	N	N	1995	999,999,999	9999	WILL BE AMENDED WITH PMC INFO.
42345	00863	CONTROLLED HUMIDITY W/SE	1948	2,377 SF	P	10	1	E	N	N	1995	999,999,999	9999	WILL BE AMENDED WITH PMC INFO.

REAL PROPERTY INVENTORY  
(BUILDINGS)

PROPERTY NUMBER	FACILITY NAME	YEAR BUILT	SIZE	CONST. TYPE	HT. (FT)	NO. STORIES	HISTORIC RATING	REST ROOMS	ADAPTED	COMPLY	YEAR LAST IMPROVED	CURRENT PLANT VALUE	PLANNED EXCESS	USER REMARKS
42345	00864 CONTROLLED HUMIDITY WISE	1948	2,377 SF	P	10	1	E	N	N	N	1995	999,999,999	9999	WILL BE AMENDED WITH PAC INFO.
42345	00865 CONTROLLED HUMIDITY WISE	1948	2,377 SF	P	10	1	E	N	N	N	1995	999,999,999	9999	WILL BE AMENDED WITH PAC INFO.
42345	00866 CONTROLLED HUMIDITY WISE	1948	2,377 SF	P	10	1	E	N	N	N	1995	999,999,999	9999	WILL BE AMENDED WITH PAC INFO.
42345	00871 CONTROLLED HUMIDITY WISE	1948	2,377 SF	P	10	1	E	N	N	N	1995	999,999,999	9999	WILL BE AMENDED WITH PAC INFO.
42345	00872 CONTROLLED HUMIDITY WISE	1948	2,377 SF	P	10	1	E	N	N	N	1995	999,999,999	9999	WILL BE AMENDED WITH PAC INFO.
42345	00873 CONTROLLED HUMIDITY WISE	1948	2,377 SF	P	10	1	E	N	N	N	1995	999,999,999	9999	WILL BE AMENDED WITH PAC INFO.
42345	00874 CONTROLLED HUMIDITY WISE	1948	2,377 SF	P	10	1	E	N	N	N	1995	999,999,999	9999	WILL BE AMENDED WITH PAC INFO.
42345	00875 CONTROLLED HUMIDITY WISE	1948	2,377 SF	P	10	1	E	N	N	N	1995	999,999,999	9999	WILL BE AMENDED WITH PAC INFO.
42345	00876 CONTROLLED HUMIDITY WISE	1948	2,377 SF	P	10	1	E	N	N	N	1995	999,999,999	9999	WILL BE AMENDED WITH PAC INFO.
42345	00881 CONTROLLED HUMIDITY WISE	1948	2,377 SF	P	10	1	E	N	N	N	1995	999,999,999	9999	WILL BE AMENDED WITH PAC INFO.
42345	00882 CONTROLLED HUMIDITY WISE	1948	2,377 SF	P	10	1	E	N	N	N	1995	999,999,999	9999	WILL BE AMENDED WITH PAC INFO.
42345	00883 CONTROLLED HUMIDITY WISE	1948	2,377 SF	P	10	1	E	N	N	N	1995	999,999,999	9999	WILL BE AMENDED WITH PAC INFO.
42345	00884 CONTROLLED HUMIDITY WISE	1948	2,377 SF	P	10	1	E	N	N	N	1995	999,999,999	9999	WILL BE AMENDED WITH PAC INFO.
42345	00885 CONTROLLED HUMIDITY WISE	1948	2,377 SF	F	10	1	E	N	N	N	1995	999,999,999	9999	WILL BE AMENDED WITH PAC INFO.
42345	00891 CONTROLLED HUMIDITY WISE	1948	2,377 SF	P	10	1	E	N	N	N	1995	999,999,999	9999	WILL BE AMENDED WITH PAC INFO.
42345	00892 CONTROLLED HUMIDITY WISE	1948	2,377 SF	P	10	1	E	N	N	N	1995	999,999,999	9999	WILL BE AMENDED WITH PAC INFO.

(BUILDINGS)

BSA PROPERTY NUMBER	FACILITY NUMBER	FACILITY NAME	YEAR BUILT	SIZE	CONST UN TYPE	HT (FT)	NO STORIES	HISTORIC RATING	REST ADJUTANT M/ADA	COMPLY IMPROVED	YEAR LAST IMPROVED	CURRENT PLANT VALUE	PLANNED EXCESS	USER REMARKS
42345	00893	CONTROLLED HUMIDITY W/SE	1948	2,377 SF	P	10	1	E	N	N	1995	999,999,999	9999	WILL BE AMENDED WITH P/MC INFO.
42345	00894	CONTROLLED HUMIDITY W/SE	1948	2,377 SF	P	10	1	E	N	N	1995	999,999,999	9999	WILL BE AMENDED WITH P/MC INFO.
42345	00895	CONTROLLED HUMIDITY W/SE	1948	2,377 SF	P	10	1	E	N	N	1995	999,999,999	9999	WILL BE AMENDED WITH P/MC INFO.
42345	00901	CONTROLLED HUMIDITY W/SE	1948	2,377 SF	P	10	1	E	N	N	1995	999,999,999	9999	WILL BE AMENDED WITH P/MC INFO.
42345	00902	CONTROLLED HUMIDITY W/SE	1948	2,377 SF	P	10	1	E	N	N	1995	999,999,999	9999	WILL BE AMENDED WITH P/MC INFO.
42345	00903	CONTROLLED HUMIDITY W/SE	1948	2,377 SF	P	10	1	E	N	N	1995	999,999,999	9999	WILL BE AMENDED WITH P/MC INFO.
42345	00904	CONTROLLED HUMIDITY W/SE	1948	2,377 SF	P	10	1	E	N	N	1995	999,999,999	9999	WILL BE AMENDED WITH P/MC INFO.
42345	00911	CONTROLLED HUMIDITY W/SE	1948	2,377 SF	P	10	1	E	N	N	1995	999,999,999	9999	WILL BE AMENDED WITH P/MC INFO.
42345	00912	CONTROLLED HUMIDITY W/SE	1948	2,377 SF	P	10	1	E	N	N	1995	999,999,999	9999	WILL BE AMENDED WITH P/MC INFO.
42345	00913	CONTROLLED HUMIDITY W/SE	1948	2,377 SF	P	10	1	E	N	N	1995	999,999,999	9999	WILL BE AMENDED WITH P/MC INFO.
42345	00914	CONTROLLED HUMIDITY W/SE	1948	4,754 SF	P	10	1	E	N	N	1995	999,999,999	9999	WILL BE AMENDED WITH P/MC INFO.
42345	00921	CONTROLLED HUMIDITY W/SE	1948	2,377 SF	P	10	1	E	N	N	1995	999,999,999	9999	WILL BE AMENDED WITH P/MC INFO.
42345	00922	CONTROLLED HUMIDITY W/SE	1948	2,377 SF	P	10	1	E	N	N	1995	999,999,999	9999	WILL BE AMENDED WITH P/MC INFO.
42345	00923	CONTROLLED HUMIDITY W/SE	1948	2,377 SF	P	10	1	E	N	N	1995	999,999,999	9999	WILL BE AMENDED WITH P/MC INFO.
42345	00924	CONTROLLED HUMIDITY W/SE	1948	2,377 SF	P	10	1	E	N	N	1995	999,999,999	9999	WILL BE AMENDED WITH P/MC INFO.
42345	00931	CONTROLLED HUMIDITY W/SE	1948	2,377 SF	P	10	1	E	N	N	1995	999,999,999	9999	WILL BE AMENDED WITH P/MC INFO.



REAL PROPERTY INVENTORY

[BUILdings]

PROPERTY NUMBER	FACILITY	PROPERTY NAME	YEAR BUILT	SIZE	UM TYPE	DIST	HT	NO STORIES	HISTORIC RATING	ROOMS ADOQUATE	COMPLY W/ADA IMPROVED	YEAR CURRENT PLANT VALUE	PLANNED EXCESS	USER REMARKS
42345 00932	CONTROLLED HUMIDITY W/SE		1948	2,377 SF	F	10	1	1	E	N	N	1995	999,999,999	9999 WILL BE AMENDED WITH PMC INFO.
42345 00933	CONTROLLED HUMIDITY W/SE		1948	2,377 SF	F	10	1	1	E	N	N	1995	999,999,999	9999 WILL BE AMENDED WITH PMC INFO.
42345 00934	CONTROLLED HUMIDITY W/SE		1948	2,377 SF	F	10	1	1	E	N	N	1995	999,999,999	9999 WILL BE AMENDED WITH PMC INFO.
42345 00941	CONTROLLED HUMIDITY W/SE		1948	2,377 SF	F	10	1	1	E	N	N	1995	999,999,999	9999 WILL BE AMENDED WITH PMC INFO.
42345 00942	CONTROLLED HUMIDITY W/SE		1948	2,377 SF	F	10	1	1	E	N	N	1995	999,999,999	9999 WILL BE AMENDED WITH PMC INFO.
42345 00943	CONTROLLED HUMIDITY W/SE		1948	2,377 SF	F	10	1	1	E	N	N	1995	999,999,999	9999 WILL BE AMENDED WITH PMC INFO.
42345 00944	CONTROLLED HUMIDITY W/SE		1948	2,377 SF	F	10	1	1	E	N	N	1995	999,999,999	9999 WILL BE AMENDED WITH PMC INFO.
42345 00951	CONTROLLED HUMIDITY W/SE		1948	2,377 SF	F	10	1	1	E	N	N	1995	999,999,999	9999 WILL BE AMENDED WITH PMC INFO.
42345 00953	CONTROLLED HUMIDITY W/SE		1948	2,377 SF	F	10	1	1	E	N	N	1995	999,999,999	9999 WILL BE AMENDED WITH PMC INFO.
42345 00954	CONTROLLED HUMIDITY W/SE		1948	2,377 SF	F	10	1	1	E	N	N	1995	999,999,999	9999 WILL BE AMENDED WITH PMC INFO.
42345 00961	CONTROLLED HUMIDITY W/SE		1948	2,377 SF	F	10	1	1	E	N	N	1995	999,999,999	9999 WILL BE AMENDED WITH PMC INFO.
42345 00962	CONTROLLED HUMIDITY W/SE		1948	2,377 SF	F	10	1	1	E	N	N	1995	999,999,999	9999 WILL BE AMENDED WITH PMC INFO.
42345 00963	CONTROLLED HUMIDITY W/SE		1948	2,377 SF	F	10	1	1	E	N	N	1995	999,999,999	9999 WILL BE AMENDED WITH PMC INFO.
42345 00964	CONTROLLED HUMIDITY W/SE		1948	2,377 SF	F	10	1	1	E	N	N	1995	999,999,999	9999 WILL BE AMENDED WITH PMC INFO.
42345 00972	CONTROLLED HUMIDITY W/SE		1948	2,377 SF	F	10	1	1	E	N	N	1995	999,999,999	9999 WILL BE AMENDED WITH PMC INFO.
42345 00973	CONTROLLED HUMIDITY W/SE		1948	2,377 SF	F	10	1	1	E	N	N	1995	999,999,999	9999 WILL BE AMENDED WITH PMC INFO.

REAL PROPERTY INVENTORY  
(BUILDINGS)

BSA PROPERTY NUMBER	FACILITY NUMBER	FACILITY NAME	YEAR BUILT	SITE SIZE	CONST UM TYPE	HT (ft)	NO STORIES	HISTORIC RATING	REST ADQUATE	ROOMS W/ADA	COMPLY	YEAR LAST IMPROVED	CURRENT PLANT VALUE	PLANNED ECESS	USER REMARKS
42345	0097A	CONTROLLED HUMIDITY W/SE	1948	2,377 SF	P	10	1	E	N	N	N	1995	999,999,999	9999	WILL BE AMENDED WITH P/MC INFO.
42345	00981	CONTROLLED HUMIDITY W/SE	1948	2,377 SF	P	10	1	E	N	N	N	1995	999,999,999	9999	WILL BE AMENDED WITH P/MC INFO.
42345	00982	CONTROLLED HUMIDITY W/SE	1948	2,377 SF	P	10	1	E	N	N	N	1995	999,999,999	9999	WILL BE AMENDED WITH P/MC INFO.
42345	00983	CONTROLLED HUMIDITY W/SE	1948	2,377 SF	P	10	1	E	N	N	N	1995	999,999,999	9999	WILL BE AMENDED WITH P/MC INFO.
42345	0098A	CONTROLLED HUMIDITY W/SE	1948	2,377 SF	P	10	1	E	N	N	N	1995	999,999,999	9999	WILL BE AMENDED WITH P/MC INFO.
42345	00991	CONTROLLED HUMIDITY W/SE	1948	2,377 SF	P	10	1	E	N	N	N	1995	999,999,999	9999	WILL BE AMENDED WITH P/MC INFO.
42345	00992	CONTROLLED HUMIDITY W/SE	1948	2,377 SF	P	10	1	E	N	N	N	1995	999,999,999	9999	WILL BE AMENDED WITH P/MC INFO.
42345	00993	CONTROLLED HUMIDITY W/SE	1948	2,377 SF	P	10	1	E	N	N	N	1995	999,999,999	9999	WILL BE AMENDED WITH P/MC INFO.
42345	00994	CONTROLLED HUMIDITY W/SE	1948	2,377 SF	P	10	1	E	N	N	N	1995	999,999,999	9999	WILL BE AMENDED WITH P/MC INFO.
42345	01001	CONTROLLED HUMIDITY W/SE	1948	2,377 SF	P	10	1	E	N	N	N	1995	999,999,999	9999	WILL BE AMENDED WITH P/MC INFO.
42345	01002	CONTROLLED HUMIDITY W/SE	1948	2,377 SF	P	10	1	E	N	N	N	1995	999,999,999	9999	WILL BE AMENDED WITH P/MC INFO.
42345	01003	CONTROLLED HUMIDITY W/SE	1948	2,377 SF	P	10	1	E	N	N	N	1995	999,999,999	9999	WILL BE AMENDED WITH P/MC INFO.
42345	01004	CONTROLLED HUMIDITY W/SE	1948	2,377 SF	P	10	1	E	N	N	N	1995	999,999,999	9999	WILL BE AMENDED WITH P/MC INFO.
42345	01011	CONTROLLED HUMIDITY W/SE	1948	2,377 SF	P	10	1	E	N	N	N	1995	999,999,999	9999	WILL BE AMENDED WITH P/MC INFO.
42345	01012	CONTROLLED HUMIDITY W/SE	1948	2,377 SF	P	10	1	E	N	N	N	1995	999,999,999	9999	WILL BE AMENDED WITH P/MC INFO.
42345	01013	CONTROLLED HUMIDITY W/SE	1948	2,377 SF	P	10	1	E	N	N	N	1995	999,999,999	9999	WILL BE AMENDED WITH P/MC INFO.

REAL PROPERTY INVENTORY  
(BUILDINGS)

PROPERTY FACILITY NUMBER	FACILITY NAME	YEAR BUILT	SIZE	CONSTR UN TYPE	HT (ft)	NO STORIES	HISTORIC RATING	REST ROOMS	COMPLY ADA	YEAR LAST IMPROVED	CURRENT PLANT VALUE	PLANNED EXCESS	USER REMARKS
42345 01014	CONTROLLED HUMIDITY WASE	1948	2,377 SF	P	10	1	E	N	N	1995	999,999,999	9999	WILL BE AMENDED WITH PNC INFO.
42345 01022	CONTROLLED HUMIDITY WASE	1948	2,377 SF	P	10	1	E	N	N	1995	999,999,999	9999	WILL BE AMENDED WITH PNC INFO.
42345 01023	CONTROLLED HUMIDITY WASE	1948	2,377 SF	P	10	1	E	N	N	1995	999,999,999	9999	WILL BE AMENDED WITH PNC INFO.
42345 01024	CONTROLLED HUMIDITY WASE	1948	2,377 SF	P	10	1	E	N	N	1995	999,999,999	9999	WILL BE AMENDED WITH PNC INFO.
42345 01032	CONTROLLED HUMIDITY WASE	1948	2,377 SF	P	10	1	E	N	N	1995	999,999,999	9999	WILL BE AMENDED WITH PNC INFO.
42345 01033	CONTROLLED HUMIDITY WASE	1948	2,377 SF	P	10	1	E	N	N	1995	999,999,999	9999	WILL BE AMENDED WITH PNC INFO.
42345 01034	CONTROLLED HUMIDITY WASE	1948	2,377 SF	P	10	1	E	N	N	1995	999,999,999	9999	WILL BE AMENDED WITH PNC INFO.
42345 01042	CONTROLLED HUMIDITY WASE	1948	2,377 SF	P	10	1	E	N	N	1995	999,999,999	9999	WILL BE AMENDED WITH PNC INFO.
42345 01043	CONTROLLED HUMIDITY WASE	1948	2,377 SF	P	10	1	E	N	N	1995	999,999,999	9999	WILL BE AMENDED WITH PNC INFO.
42345 01044	CONTROLLED HUMIDITY WASE	1948	2,377 SF	P	10	1	E	N	N	1995	999,999,999	9999	WILL BE AMENDED WITH PNC INFO.
42345 01052	CONTROLLED HUMIDITY WASE	1948	2,377 SF	P	10	1	E	N	N	1995	999,999,999	9999	WILL BE AMENDED WITH PNC INFO.
42345 01053	CONTROLLED HUMIDITY WASE	1948	2,377 SF	P	10	1	E	N	N	1995	999,999,999	9999	WILL BE AMENDED WITH PNC INFO.
42345 01054	CONTROLLED HUMIDITY WASE	1948	2,377 SF	P	10	1	E	N	N	1995	999,999,999	9999	WILL BE AMENDED WITH PNC INFO.
42345 01055	CONTROLLED HUMIDITY WASE	1943	384 SF	F	10	1	E	N	N	1995	999,999,999	9999	WILL BE AMENDED WITH PNC INFO.
42345 01062	CONTROLLED HUMIDITY WASE	1948	2,377 SF	P	10	1	E	N	N	1995	999,999,999	9999	WILL BE AMENDED WITH PNC INFO.
42345 01063	CONTROLLED HUMIDITY WASE	1948	2,377 SF	P	10	1	E	N	N	1995	999,999,999	9999	WILL BE AMENDED WITH PNC INFO.

REAL PROPERTY INVENTORY

(BUILDINGS)

PROPERTY FACILITY NUMBER	FACILITY NAME	YEAR BUILT	SIZE	CONST UN TYPE	HT (ft)	NO STORIES	HISTORIC RATING	REST ROOMS	COMPLY ADA	YEAR LAST IMPROVED	CURRENT PLANT VALUE	PLANNED EXCESS	USER REMARKS
42345 01004	CONTROLLED HUMIDITY WARE	1948	2,377 SF	P	10	1	E	N	N	1995	999,999,999	9999	WILL BE AMENDED WITH PAC INFO.
42345 01072	CONTROLLED HUMIDITY WARE	1948	2,377 SF	P	10	1	E	N	N	1995	999,999,999	9999	WILL BE AMENDED WITH PAC INFO.
42345 01073	CONTROLLED HUMIDITY WARE	1948	2,377 SF	P	10	1	E	N	N	1995	999,999,999	9999	WILL BE AMENDED WITH PAC INFO.
42345 01074	CONTROLLED HUMIDITY WARE	1948	2,377 SF	P	10	1	E	N	N	1995	999,999,999	9999	WILL BE AMENDED WITH PAC INFO.
42345 01082	CONTROLLED HUMIDITY WARE	1948	2,377 SF	P	10	1	E	N	N	1995	999,999,999	9999	WILL BE AMENDED WITH PAC INFO.
42345 01083	CONTROLLED HUMIDITY WARE	1948	2,377 SF	P	10	1	E	N	N	1995	999,999,999	9999	WILL BE AMENDED WITH PAC INFO.
42345 01084	CONTROLLED HUMIDITY WARE	1948	2,377 SF	P	10	1	E	N	N	1995	999,999,999	9999	WILL BE AMENDED WITH PAC INFO.
42345 01092	CONTROLLED HUMIDITY WARE	1948	2,377 SF	P	10	1	E	N	N	1995	999,999,999	9999	WILL BE AMENDED WITH PAC INFO.
42345 01093	CONTROLLED HUMIDITY WARE	1948	2,377 SF	P	10	1	E	N	N	1995	999,999,999	9999	WILL BE AMENDED WITH PAC INFO.
42345 01094	CONTROLLED HUMIDITY WARE	1948	2,377 SF	P	10	1	E	N	N	1995	999,999,999	9999	WILL BE AMENDED WITH PAC INFO.
42345 03262	GENERAL PURPOSE WAREHOUSE	1995	707 SF	P	9999	1	E	N	N	9999	999,999,999	9999	WILL BE AMENDED WITH PAC INFO.
42345 03269	GENERAL PURPOSE WAREHOUSE	1995	2,377 SF	F	9999	1	E	N	N	9999	999,999,999	9999	WILL BE AMENDED WITH PAC INFO.
42345 03274	GENERAL PURPOSE WAREHOUSE	1995	1,169 SF	P	9999	1	E	N	N	9999	999,999,999	9999	WILL BE AMENDED WITH PAC INFO.
42345 03276	GENERAL PURPOSE WAREHOUSE	1995	707 SF	P	9999	1	E	N	N	9999	999,999,999	9999	WILL BE AMENDED WITH PAC INFO.
42345 03277	GENERAL PURPOSE WAREHOUSE	1995	707 SF	P	9999	1	E	N	N	1995	999,999,999	9999	WILL BE AMENDED WITH PAC INFO.
42345 03278	GENERAL PURPOSE WAREHOUSE	1995	707 SF	P	9999	1	E	N	N	1995	999,999,999	9999	WILL BE AMENDED WITH PAC INFO.

REAL PROPERTY INVENTORY

(BUILDINGS)

GSA PROPERTY NUMBER	FACILITY NUMBER	FACILITY NAME	YEAR BUILT	SIZE	CONST UM	HT (ft)	NO STORIES	HISTORIC RATING	REST		YEAR LAST IMPROVED	CURRENT PLANT VALUE	PLANNED EXCESS	USER REMARKS
									ROOFS ADQUATE	COMPLY W/ADA				
42345	03279	GENERAL PURPOSE WAREHOUSE	1995	707 SF	P	9999	1	E	N	N	9999	999,999,999	9999	WILL BE AMENDED WITH PWC INFO.
42345	03280	GENERAL PURPOSE WAREHOUSE	1995	707 SF	P	9999	1	E	N	N	9999	999,999,999	9999	WILL BE AMENDED WITH PWC INFO.
42345	03283	GENERAL PURPOSE WAREHOUSE	1995	1,169 SF	P	9999	1	E	N	N	9999	999,999,999	9999	WILL BE AMENDED WITH PWC INFO.
42345	03290	GENERAL PURPOSE WAREHOUSE	1995	12,000 SF	P	9999	1	E	N	N	9999	999,999,999	9999	WILL BE AMENDED WITH PWC INFO.
42345	04201	COMP AIR PL B06	1995	195 SF	P	9999	1	E	N	N	9999	999,999,999	9999	WILL BE AMENDED WITH PWC INFO.
42345	05101	COMP AIR PL B06	1943	384 SF	P	9999	1	E	N	N	9999	999,999,999	9999	WILL BE AMENDED WITH PWC INFO.
42345	10650	PUBLIC TOILET	1995	280 SF	P	9999	1	E	N	N	9999	999,999,999	9999	WILL BE AMENDED WITH PWC INFO.
42345	L1041	PUBLIC TOILET	1995	384 SF	P	9999	1	E	N	N	9999	999,999,999	9999	WILL BE AMENDED WITH PWC INFO.
42345	L1044	PUBLIC TOILET	1943	384 SF	P	9999	1	E	N	N	9999	999,999,999	9999	WILL BE AMENDED WITH PWC INFO.
42345	L1054	PUBLIC TOILET	1995	384 SF	P	9999	1	E	N	N	9999	999,999,999	9999	WILL BE AMENDED WITH PWC INFO.
42345	S0021	ADMIN/GENERAL PURPOSE	1969	54 SF	P	9999	1	E	N	N	9999	999,999,999	9999	WILL BE AMENDED WITH PWC INFO.
42345	S0048	ADMIN/GENERAL PURPOSE	1995	54 SF	P	9999	1	E	N	N	9999	999,999,999	9999	WILL BE AMENDED WITH PWC INFO.
42345	S0059	GENERAL STOREHOUSE	1995	960 SF	P	9999	1	E	N	N	9999	999,999,999	9999	WILL BE AMENDED WITH PWC INFO.
42345	S0330	SHIP AND REL	1961	39,600 SF	P	9999	1	E	N	N	1995	999,999,999	9999	WILL BE AMENDED WITH PWC INFO.
42345	S0475	GENERAL STOREHOUSE	1995	1,152 SF	P	9999	1	E	N	N	1995	999,999,999	9999	WILL BE AMENDED WITH PWC INFO.
42345	S0477	GENERAL STOREHOUSE	1995	0	P	9999	1	E	N	N	1995	999,999,999	9999	WILL BE AMENDED WITH PWC INFO.

REAL PROPERTY INVENTORY

(BUILDINGS)

BSA PROPERTY NUMBER	FACILITY NUMBER	FACILITY NAME	YEAR BUILT	SITE SIZE	CONSTR UN TYPE	HT (FT)	NO STORIES	HISTORIC WAITING	REST ADUATE	ROOMS M/ADA	COMPLY IMPROVED	YEAR LAST IMPROVED	CURRENT PLANT VALUE	PLANNED EXCESS	USER REMARKS
42345	80478	GENERAL STOREHOUSE	1975	0	P	9999	1	E	N	N	N	1995	999,999,999	9999	WILL BE AMENDED WITH P&C INFO.
42345	83233	GENERAL STOREHOUSE	1977	7,200 SF	P	9999	1	E	N	N	N	9999	999,999,999	9999	WILL BE AMENDED WITH P&C INFO.
42345	83234	GENERAL STOREHOUSE	1995	7,200 SF	P	9999	1	E	N	N	N	9999	999,999,999	9999	WILL BE AMENDED WITH P&C INFO.
42345	10020	WAITING SHELTER	1995	75 SF	P	9999	1	E	N	N	N	9999	999,999,999	9999	WILL BE AMENDED WITH P&C INFO.
42345	10229	WAITING SHELTER	1995	75 SF	P	9999	1	E	N	N	N	9999	999,999,999	9999	WILL BE AMENDED WITH P&C INFO.
42345	10299	WAITING SHELTER	1995	75 SF	P	9999	1	E	N	N	N	9999	999,999,999	9999	WILL BE AMENDED WITH P&C INFO.
42345	10443	WAITING SHELTER	1995	75 SF	P	9999	1	E	N	N	N	9999	999,999,999	9999	WILL BE AMENDED WITH P&C INFO.
42345	10501	WAITING SHELTER	1995	75 SF	P	9999	1	E	N	N	N	9999	999,999,999	9999	WILL BE AMENDED WITH P&C INFO.
42345	12348	OPS GENERAL PURPOSE	1995	1,080 SF	P	9999	1	E	N	N	N	9999	999,999,999	9999	WILL BE AMENDED WITH P&C INFO.
42345	14301	WAITING SHELTER	1995	75 SF	P	9999	1	E	N	N	N	9999	999,999,999	9999	WILL BE AMENDED WITH P&C INFO.
42345	15102	WAITING SHELTER	1995	78 SF	P	9999	1	E	N	N	N	9999	999,999,999	9999	WILL BE AMENDED WITH P&C INFO.
42345	16361	WAITING SHELTER	1995	75 SF	P	9999	1	E	N	N	N	9999	999,999,999	9999	WILL BE AMENDED WITH P&C INFO.

Activity: DBP Installation Number: 42345

REAL PROPERTY INVENTORY  
(OTHER FACILITIES)

GSA PROPERTY NUMBER	FACILITY NAME	YEAR BUILT	SIZE	UN
42345 00023	LD AND UNLD DOCKS	1995	99,999 EA	
42345 00026	LD AND UNLD DOCKS	1995	99,999 EA	
42345 00033	LD AND UNLD DOCKS	1995	99,999 EA	
42345 0003A	LD AND UNLD DOCKS	1995	99,999 EA	
42345 00045	LD AND UNLD DOCKS	1995	99,999 EA	
42345 00046	LD AND UNLD DOCKS	1995	99,999 EA	
42345 00201	LD AND UNLD DOCK	1995	99,999 EA	
42345 00401	LD AND UNLD DOCK	1995	99,999 EA	
42345 CA204	OTHER	1995	99,999 SY	
42345 CA407	OTHER	1995	99,999 SY	
42345 CA506	OTHER	1995	99,999 SY	
42345 CA609	OTHER	1995	99,999 SY	
42345 CA708	OTHER	1995	99,999 SY	
42345 CA809	OTHER	1995	99,999 SY	
42345 S0331	LD AND UNLD DOCKS	1995	24,000 SF	

\*\* SLSA/SITE NAME.....: DMLP//LETTERENNY

Activity: DLP Installation Number: 42345

REAL PROPERTY INVENTORY  
(OTHER FACILITIES)

BSA PROPERTY NUMBER	FACILITY NAME	YEAR BUILT	SIZE	LR
42345 50476	ACETYLENE STORAGE FACILITY	1995	1,132 SF	
42345 50479	ACETYLENE STORAGE FACILITY	1995	1,132 SF	
42345 50480	ACETYLENE STORAGE FACILITY	1995	1,132 SF	
42345 52002	OPEN WAREHOUSE FACILITY	1995	33,600 SF	
42345 52003	OPEN WAREHOUSE FACILITY	1995	16,800 SF	
42345 52004	OPEN WAREHOUSE FACILITY	1995	16,800 SF	
42345 52005	OPEN WAREHOUSE FACILITY	1995	0	
42345 52266	OPEN WAREHOUSE FACILITY	1995	0	
42345 52277	OPEN WAREHOUSE FACILITY	1995	0	
42345 52278	OPEN WAREHOUSE FACILITY	1995	30,236 SF	
42345 52284	OPEN WAREHOUSE FACILITY	1995	30,236 SF	
42345 52285	OPEN WAREHOUSE FACILITY	1995	30,236 SF	
42345 52286	OPEN WAREHOUSE FACILITY	1995	30,236 SF	
42345 52601	OPEN WAREHOUSE FACILITY	1995	13,774 SF	
42345 52603	OPEN WAREHOUSE FACILITY	1995	14,561 SF	
42345 52604	OPEN WAREHOUSE FACILITY	1995	14,400 SF	



Activity: DLP Installation Numbers: 42345

REAL PROPERTY INVENTORY  
(OTHER FACILITIES)

GSA PROPERTY NUMBER	FACILITY NAME	YEAR BUILT	SIZE	UP
42345 52606	OPEN WAREHOUSE FACILITY	1995	14,561 SF	
42345 53291	OPEN WAREHOUSE FACILITY	1995	24,000 SF	
42345 53292	OPEN WAREHOUSE FACILITY	1995	24,000 SF	
42345 53293	OPEN WAREHOUSE FACILITY	1995	24,000 SF	
42345 53294	OPEN WAREHOUSE FACILITY	1995	24,000 SF	
42345 53295	OPEN WAREHOUSE FACILITY	1995	24,000 SF	
42345 53296	OPEN WAREHOUSE FACILITY	1995	24,000 SF	
42345 53301	OPEN WAREHOUSE FACILITY	1995	10,961 SF	
42345 53302	OPEN WAREHOUSE FACILITY	1995	10,961 SF	
42345 53303	OPEN WAREHOUSE FACILITY	1995	9,818 SF	
42345 53304	OPEN WAREHOUSE FACILITY	1995	9,818 SF	
42345 53305	OPEN WAREHOUSE FACILITY	1995	10,961 SF	
42345 53306	OPEN WAREHOUSE FACILITY	1995	10,961 SF	
42345 53602	OPEN WAREHOUSE FACILITY	1995	10,921 SF	
42345 53604	OPEN WAREHOUSE FACILITY	1995	9,818 SF	
42345 53605	OPEN WAREHOUSE FACILITY	1995	10,961 SF	

REAL PROPERTY INVENTORY  
(OTHER FACILITIES)

SEA	PROPERTY FACILITY NUMBER	FACILITY NAME	YEAR BUILT	SIZE	UP
	42345 53606	OPEN WAREHOUSE FACILITY	1995	10,961 SF	
	42345 53801	OPEN WAREHOUSE FACILITY	1995	6,000 SF	
	42345 53802	OPEN WAREHOUSE FACILITY	1995	6,000 SF	
	42345 54501	OPEN WAREHOUSE FACILITY	1995	12,184 SF	
	42345 54502	OPEN WAREHOUSE FACILITY	1995	12,184 SF	
	42345 54503	OPEN WAREHOUSE FACILITY	1995	8,168 SF	
	42345 54504	OPEN WAREHOUSE FACILITY	1995	7,331 SF	
	42345 54505	OPEN WAREHOUSE FACILITY	1995	7,331 SF	
	42345 54506	OPEN WAREHOUSE FACILITY	1995	4,914 SF	
	42345 54507	OPEN WAREHOUSE FACILITY	1995	12,184 SF	
	42345 54508	OPEN WAREHOUSE FACILITY	1995	12,184 SF	
	42345 54509	OPEN WAREHOUSE FACILITY	1995	8,168 SF	
	42345 54601	OPEN WAREHOUSE FACILITY	1995	8,168 SF	
	42345 54602	OPEN WAREHOUSE FACILITY	1995	12,184 SF	
	42345 54603	OPEN WAREHOUSE FACILITY	1995	12,184 SF	
	42345 54604	OPEN WAREHOUSE FACILITY	1995	4,914 SF	

Activity: DOLP Installation Number: 42345

REAL PROPERTY INVENTORY

(OTHER FACILITIES)

ESA PROPERTY NUMBER	FACILITY NUMBER	FACILITY NAME	YEAR BUILT	SIZE	LN
42345	S4405	OPEN WAREHOUSE FACILITY	1995	7,331 SF	
42345	S4406	OPEN WAREHOUSE FACILITY	1995	7,331 SF	
42345	S4407	OPEN WAREHOUSE FACILITY	1995	8,168 SF	
42345	S4408	OPEN WAREHOUSE FACILITY	1995	12,184 SF	
42345	S4409	OPEN WAREHOUSE FACILITY	1995	12,184 SF	
42345	S5802	OPEN WAREHOUSE FACILITY	1995	14,400 SF	
42345	T4401	OPEN WAREHOUSE FACILITY	1995	117 SF	

Activity: DNP Installation Numbers 42345

REAL PROPERTY INVENTORY

(CATEGORY CODE/SIZE/USER DATA)

SSA PROPERTY NUMBER	FACILITY NUMBER	CATEGORY CODE	STANDARD CAT CODE DESCRIPTION	SIZE SF	USER ID
---------------------------	--------------------	------------------	-------------------------------------	------------	------------

\*\* FACILITY NUMBER . . . : 00002

42345	00002	14133	SHIP/RECV FAC	76406	SF LD
42345	00002	61050	ADMIN GEN PURP	1481	SF 01
42345	00002	61050	ADMIN GEN PURP	1068	SF 3C
42345	00002	61050	ADMIN GEN PURP	1164	SF 9X
42345	00002	61050	ADMIN GEN PURP	12001	SF LD

\*\* Subtotal \*\*

92120

\*\* FACILITY NUMBER . . . : 00004

42345	00004	44110	STORAGE SP DEP	90	SF F1
42345	00004	44110	STORAGE SP DEP	84431	SF LD
42345	00004	61050	ADMIN GEN P.SF	8126	SF F1

\*\* Subtotal \*\*

92641

\*\* FACILITY NUMBER . . . : 00005

42345	00005	14133	SHIP/RECV FAC	78790	SF LD
42345	00005	61050	ADMIN GEN PURP	1880	SF LD
42345	00005	61050	ADMIN GEN P.SF	10800	SF LD

REAL PROPERTY INVENTORY

(CATEGORY CODE/SIZE/USER DATA)

PROPERTY NUMBER	FACILITY NUMBER	CATEGORY CODE	STANDARD CAT CODE DESCRIPTION	SIZE	LN	USER ID
-----------------	-----------------	---------------	-------------------------------	------	----	---------

\*\* Subtotal \*\*

91470

\*\* FACILITY NUMBER . . . : 00006

42345	00006	44130	CONT HALL W/ DEP	49380	SF	LD
42345	00006	61050	ADMIN GEN PURP	38333	SF	7M
42345	00006	61050	ADMIN GEN PURP	2467	SF	AA

\*\* Subtotal \*\*

90180

\*\* FACILITY NUMBER . . . : 00007

42345	00007	44130	CONT HALL W/ DEP	90752	SF	LD
-------	-------	-------	------------------	-------	----	----

\*\* Subtotal \*\*

90752

\*\* FACILITY NUMBER . . . : 00008

42345	00008	44130	CONT HALL W/ DEP	91608	SF	LD
-------	-------	-------	------------------	-------	----	----

\*\* Subtotal \*\*

91608

\*\* FACILITY NUMBER . . . : 00009

42345	00009	44130	CONT HALL W/ DEP	90180	SF	LD
-------	-------	-------	------------------	-------	----	----

REAL PROPERTY INVENTORY  
(CATEGORY CODE/SIZE/USER DATA)

ESA PROPERTY NUMBER	FACILITY NUMBER	CATEGORY CODE	STANDARD CAT CODE DESCRIPTION	SIZE	USER ID
** Subtotal **				90180	
** FACILITY NUMBER . . . . . 00018	42345	00018	44110 STORAGE SF DEP	12000 SF	LD
** Subtotal **				12000	
** FACILITY NUMBER . . . . . 00019	42345	00019	44150 FLUM INT STR 9	41705 SF	LD
** Subtotal **				41705	
** FACILITY NUMBER . . . . . 00025	42345	00025	14970 LD/UNLD 55C/RPF	99999 EA	LD
** Subtotal **				99999	
** FACILITY NUMBER . . . . . 00026	42345	00026	14970 LD/UNLD 55C/RPF	99999 EA	LD
** Subtotal **				99999	
** FACILITY NUMBER . . . . . 00031	42345	00031	44130 CDNT HUM # DEP	90180 SF	LD

REAL PROPERTY INVENTORY  
(CATEGORY CODE/SIZE/USER DATA)

BSA PROPERTY NUMBER	FACILITY CATEGORY NUMBER	STANDARD CAT CODE DESCRIPTION	SIZE	UP	USER ID
42345	00032	44130 CONT HUN MH DEP	90180	SF	LD
** Subtotal **					
** FACILITY NUMBER . . . : 00032					
42345	00033	44130 CONT HUN MH DEP	1200	SF	7H
42345	00033	44130 CONT HUN MH DEP	1400	SF	EO
42345	00033	44130 CONT HUN MH DEP	87927	SF	LD
** Subtotal **					
** FACILITY NUMBER . . . : 00033					
42345	00034	44130 CONT HUN MH DEP	90180	SF	LD
** Subtotal **					
** FACILITY NUMBER . . . : 00034					
42345	00035	14970 LD/BULD DOC/RFP	99999	EA	LD
** Subtotal **					
** FACILITY NUMBER . . . : 00035					

REAL PROPERTY INVENTORY

(CATEGORY CODE/SITE/USER DATA)

PROPERTY NUMBER	FACILITY NUMBER	CATEGORY CODE	STANDARD CAT CODE DESCRIPTION	SIZE	UM	USER ID
** Subtotal **						
** FACILITY NUMBER . . . : 00036						
42345	00026	14970	LD/UNLD D.C./PP	99999	EA	LD
** Subtotal **						
** FACILITY NUMBER . . . : 00041						
42345	00041	44130	CONT HUM W: DEP	90180	SF	LD
** Subtotal **						
** FACILITY NUMBER . . . : 00042						
42345	00042	14133	SHIP/RECV FAC	59927	SF	LD
42345	00042	44110	STORAGE SP DEP	37600	SF	LD
** Subtotal **						
** FACILITY NUMBER . . . : 00043						
42345	00043	44130	CONT HUM W: DEP	90527	SF	LD
** Subtotal **						
** FACILITY NUMBER . . . : 00044						
42345	00044	44130	CONT HUM W: DEP	90180	SF	LD



REAL PROPERTY INVENTORY  
(CATEGORY CODE/SIZE/USER DATA)

SSA PROPERTY NUMBER	FACILITY CATEGORY CODE	STANDARD CAT CODE DESCRIPTION	SIZE SQ FT	USER ID
** Subtotal **			90180	
** FACILITY NUMBER . . . . . 00045	14970	LD/UNLD DOC/RFP	99999	EA LD
** Subtotal **			99999	
** FACILITY NUMBER . . . . . 00046	14970	LD/UNLD DOC/RFP	99999	EA LD
** Subtotal **			99999	
** FACILITY NUMBER . . . . . 00047	44130	CONT HUN W/ DEP	25425	SF 51
** Subtotal **			90660	
** FACILITY NUMBER . . . . . 00051	44130	CONT HUN W/ DEP	63783	SF LD
** Subtotal **			400	SF NR
** FACILITY NUMBER . . . . . 00051	74053	EICH PAIA STORE	6184	SF 3C

REAL PROPERTY INVENTORY  
(CATEGORY CODE/SIZE/USER DATA)

BSA PROPERTY NUMBER	FACILITY NUMBER	CATEGORY CODE	STANDARD CAT CODE DESCRIPTION	SIZE SQ FT	USER ID
42345	00052	44130	CONT HUN MH DEP	90180	SF LD
				90347	
** Subtotal **					
** FACILITY NUMBER . . . . : 00052					
42345	00053	44130	CONT HUN MH DEP	40140	SF LD
42345	00053	44130	CONT HUN MH DEP	50040	SF HR
				90180	
** Subtotal **					
** FACILITY NUMBER . . . . : 00053					
42345	00054	44110	STORAGE & DEP	90180	SF LD
				90180	
** Subtotal **					
** FACILITY NUMBER . . . . : 00054					
42345	00057	21850	BATTERY S-OP	4340	SF 3C
42345	00057	21885	PMT GEN PURPOSE	4535	SF 3C
42345	00057	21885	PMT GEN PURPOSE	30793	SF 5I
42345	00057	21885	PMT GEN PURPOSE	3380	SF 6D

\*\* Subtotal \*\*

\*\* FACILITY NUMBER . . . . : 00052

\*\* Subtotal \*\*

\*\* FACILITY NUMBER . . . . : 00053

\*\* Subtotal \*\*

\*\* FACILITY NUMBER . . . . : 00054

\*\* Subtotal \*\*

\*\* FACILITY NUMBER . . . . : 00057

REAL PROPERTY INVENTORY  
(CATEGORY CODE/SIZE/USER DATA)

BSA PROPERTY NUMBER	FACILITY CATEGORY CODE	STANDARD CAT CODE DESCRIPTION	SIZE SQ FT	USER ID
42345	00057	21885 INT GEN PURPOSE	887	SF LD
42345	00057	21885 INT GEN PURPOSE	3060	SF ED
42345	00057	21885 INT GEN PURPOSE	53425	SF IC
** Subtotal **			100420	
** FACILITY NUMBER . . . : 00107				
42345	00107	73075 SEP TOIL/SHOWER	384	SF LD
** Subtotal **			384	
** FACILITY NUMBER . . . : 00108				
42345	00108	73075 SEP TOIL/SHOWER	384	SF LD
** Subtotal **			384	
** FACILITY NUMBER . . . : 00201				
42345	00201	14970 LD/UNLD DE./APP	99999	EA LD
** Subtotal **			99999	
** FACILITY NUMBER . . . : 00226				
42345	00226	44150 FLAM INT STR D	576	SF LD

REAL PROPERTY INVENTORY  
(CATEGORY CODE/SIZE/USER DATA)

ESA PROPERTY NUMBER	FACILITY NUMBER	CATEGORY CODE	STANDARD CAT CODE DESCRIPTION	SIZE UM	USER ID
** Subtotal **					
** FACILITY NUMBER . . . : 00320					
42345	00320	14146	CARP/PRES S-OP	65761	SF LD
** Subtotal **					
** FACILITY NUMBER . . . : 00321					
42345	00321	44228	M41 M41 STR INS	360	SF LD
** Subtotal **					
** FACILITY NUMBER . . . : 00324					
42345	00324	44228	M41 M41 STR INS	800	SF LD
** Subtotal **					
** FACILITY NUMBER . . . : 00401					
42345	00401	14970	LD/UNLJ DOC/RFP	99999	EA LD
** Subtotal **					
** FACILITY NUMBER . . . : 00402					
42345	00402	44110	STORAGE BF DEP	4150	SF LD

REAL PROPERTY INVENTORY  
(CATEGORY CODE/SIZE/USER DATA)

PROPERTY NUMBER	FACILITY NUMBER	CATEGORY CODE	STANDARD CAT DESCRIPTION	SIZE	UP	USER ID
** Subtotal **						
42345	00441	44230	CONTR HUM IN	13601	SF	LD
** Subtotal **						
42345	00502	44110	STORAGE RP DEP	384	SF	LD
** Subtotal **						
42345	00651	44150	FLAM PNT STR D	10000	SF	3C
42345	00651	44150	FLAM PNT STR D	193106	SF	LD
** Subtotal **						
42345	00652	44150	FLAM PNT STR D	203106	SF	LD
** Subtotal **						
42345	00702	44130	CONT HUM IN DEP	1134	SF	LD

REAL PROPERTY INVENTORY

(CATEGORY CODE/SIZE/USER DATA)

BSA PROPERTY NUMBER	FACILITY CATEGORY NUMBER	STANDARD CAT CODE DESCRIPTION	SIZE SF	USER ID
** Subtotal **			1134	
** FACILITY NUMBER . . . : 00703	42345 00703	44130 CONT NUM M DEP	1134 SF	LD
** Subtotal **			1134	
** FACILITY NUMBER . . . : 00715	42345 00715	44130 CONT NUM M DEP	1134 SF	LD
** Subtotal **			1134	
** FACILITY NUMBER . . . : 00718	42345 00718	44130 CONT NUM M DEP	1134 SF	LD
** Subtotal **			1134	
** FACILITY NUMBER . . . : 00721	42345 00721	44130 CONT NUM M DEP	1134 SF	LD
** Subtotal **			1134	
** FACILITY NUMBER . . . : 00722	42345 00722	44130 CONT NUM M DEP	1134 SF	LD

REAL PROPERTY INVENTORY  
(CATEGORY CODE/SIZE/USER DATA)

BSA PROPERTY NUMBER	FACILITY NUMBER	CATEGORY CODE	STANDARD CAT CODE DESCRIPTION	CONT	HP	WH	DEP	SIZE	UF	LD	USER ID
** Subtotal **								1134			
** FACILITY NUMBER . . . : 00725	42345	00723	44130	CONT	HP	WH	DEP	1134	SF	LD	
** Subtotal **								1134			
** FACILITY NUMBER . . . : 00725	42345	00725	44130	CONT	HP	WH	DEP	1134	SF	LD	
** Subtotal **								1134			
** FACILITY NUMBER . . . : 00801	42345	00801	44130	CONT	HP	WH	DEP	2377	SF	LD	
** Subtotal **								2377			
** FACILITY NUMBER . . . : 00802	42345	00802	44130	CONT	HP	WH	DEP	2377	SF	LD	
** Subtotal **								2377			
** FACILITY NUMBER . . . : 00804	42345	00804	44130	CONT	HP	WH	DEP	2377	SF	LD	

REAL PROPERTY INVESTGAT  
(CATEGORY CODE/SIZE/USER UNIT)

BSA PROPERTY NUMBER	FACILITY NUMBER	CATEGORY CODE	STANDARD CAT CODE DESCRIPTION	SIZE	UP	USER ID
42345	00805	44130	CONT HUP IN DEP	2377	SF	LD
** Subtotal **						
** FACILITY NUMBER . . . : 00805						
** Subtotal **						
42345	00811	44130	CONT HUP IN DEP	2377	SF	LD
** Subtotal **						
** FACILITY NUMBER . . . : 00811						
** Subtotal **						
42345	00814	44130	CONT HUP IN DEP	2377	SF	LD
** Subtotal **						
** FACILITY NUMBER . . . : 00814						
** Subtotal **						
42345	00815	44130	CONT HUP IN DEP	2377	SF	LD
** Subtotal **						
** FACILITY NUMBER . . . : 00815						
** Subtotal **						
42345	00816	44130	CONT HUP IN DEP	2377	SF	LD
42345	00816	44130	CONT HUP IN DEP	2377	SF	LD
** Subtotal **						
** FACILITY NUMBER . . . : 00816						



REAL PROPERTY INVENTORY  
(CATEGORY CODE/SIZE/USER DATA)

SSA PROPERTY NUMBER	FACILITY NUMBER	CATEGORY CODE	STANDARD CAT CODE DESCRIPTION	SIZE	UP	USER ID
42345	00821	44130	CONT HUN # DEF	2377	SF	LD
** Subtotal **						
** FACILITY NUMBER . . . : 00821						
** Subtotal **						
42345	00822	44130	CONT HUN # DEF	2377	SF	LD
** Subtotal **						
** FACILITY NUMBER . . . : 00822						
** Subtotal **						
42345	00823	44130	CONT HUN # DEF	2377	SF	LD
** Subtotal **						
** FACILITY NUMBER . . . : 00823						
** Subtotal **						
42345	00824	44130	CONT HUN # DEF	2377	SF	LD
** Subtotal **						
** FACILITY NUMBER . . . : 00824						
** Subtotal **						
42345	00826	44130	CONT HUN # DEF	2377	SF	LD

REAL PROPERTY INVENTORY

[CATEGORY CODE/SIZE/USER DATA]

BSA PROPERTY NUMBER	FACILITY NUMBER	CATEGORY CODE	STANDARD CAT CODE DESCRIPTION	SIZE	USER ID
** Subtotal **				2377	
** FACILITY NUMBER . . . . . f 00831	42345	00831	44130 CONT MUR MH DEP	2377 SF LD	
** Subtotal **				2377	
** FACILITY NUMBER . . . . . f 00832	42345	00832	44130 CONT MUR MH DEP	2377 SF LD	
** Subtotal **				2377	
** FACILITY NUMBER . . . . . f 00833	42345	00833	44130 CONT MUR MH DEP	2377 SF LD	
** Subtotal **				2377	
** FACILITY NUMBER . . . . . f 00834	42345	00834	44130 CONT MUR MH DEP	2377 SF LD	
** Subtotal **				2377	
** FACILITY NUMBER . . . . . f 00836	42345	00836	44130 CONT MUR MH DEP	2377 SF LD	

REAL PROPERTY INVENTORY  
(CATEGORY CODE/SITE/USER DATA)

SSA PROPERTY NUMBER	FACILITY NUMBER	CATEGORY CODE	STANDARD CAT CODE DESCRIPTION	SIZE	UR	USER ID
** Subtotal **				2377		
** FACILITY NUMBER . . . : 00841	42345	00841	44130 CONT HUR IN DEP	2377	SF	LD
** Subtotal **				2377		
** FACILITY NUMBER . . . : 00842	42345	00842	44130 CONT HUR IN DEP	2377	SF	LD
** Subtotal **				2377		
** FACILITY NUMBER . . . : 00843	42345	00843	44130 CONT HUR IN DEP	2377	SF	LD
** Subtotal **				2377		
** FACILITY NUMBER . . . : 00844	42345	00844	44130 CONT HUR IN DEP	2377	SF	LD
** Subtotal **				2377		
** FACILITY NUMBER . . . : 00845	42345	00845	44130 CONT HUR IN DEP	2377	SF	LD

REAL PROPERTY INVENTORY  
(CATEGORY CODE/SIZE/USER DATA)

PROPERTY NUMBER	FACILITY NUMBER	CATEGORY CODE	STANDARD CAT DESCRIPTION	SIZE	UP	USER ID
** Subtotal **				2377		
** FACILITY NUMBER . . . : 00846						
42345	00846	44130	CONT HUR W DEP	2377	SF	LD
** Subtotal **				2377		
** FACILITY NUMBER . . . : 00851						
42345	00851	44130	CONT HUR W DEP	2377	SF	LD
** Subtotal **				2377		
** FACILITY NUMBER . . . : 00852						
42345	00852	44130	CONT HUR W DEP	2377	SF	LD
** Subtotal **				2377		
** FACILITY NUMBER . . . : 00853						
42345	00853	44130	CONT HUR W DEP	2377	SF	LD
** Subtotal **				2377		
** FACILITY NUMBER . . . : 00854						
42345	00854	44130	CONT HUR W DEP	2377	SF	LD

REAL PROPERTY INVENTORY  
(CATEGORY CODE/SIZE/USER DATA)

BSA PROPERTY NUMBER	FACILITY NUMBER	CATEGORY CODE	STANDARD CAT CODE DESCRIPTION	CONT NUM	WH	DEP	SIZE	UM	USER ID
42345	00855	44130	CONT NUM WH DEP	2377	SF	LD			
** Subtotal **									
** FACILITY NUMBER . . . : 00855									
** Subtotal **									
42345	00856	44130	CONT NUM WH DEP	2377	SF	LD			
** Subtotal **									
** FACILITY NUMBER . . . : 00856									
** Subtotal **									
42345	00861	44130	CONT NUM WH DEP	2377	SF	LD			
** Subtotal **									
** FACILITY NUMBER . . . : 00861									
** Subtotal **									
42345	00863	44130	CONT NUM WH DEP	2377	SF	LD			
** Subtotal **									
** FACILITY NUMBER . . . : 00863									
** Subtotal **									
42345	00864	44130	CONT NUM WH DEP	2377	SF	LD			
** Subtotal **									
** FACILITY NUMBER . . . : 00864									

REAL PROPERTY INVENTORY  
(CATEGORY CODE/SIZE/USER DATA)

SEA PROPERTY NUMBER	FACILITY NUMBER	CATEGORY CODE	STANDARD CAT CODE DESCRIPTION	SIZE UM	USER ID
42345	00865	44130	CONT HUM WH DEP	2377 SF	LD
** Subtotal **					
** FACILITY NUMBER . . . : 00865					
** Subtotal **					
42345	00866	44130	CONT HUM WH DEP	2377 SF	LD
** Subtotal **					
** FACILITY NUMBER . . . : 00866					
** Subtotal **					
42345	00871	44130	CONT HUM WH DEP	2377 SF	LD
** Subtotal **					
** FACILITY NUMBER . . . : 00871					
** Subtotal **					
42345	00872	44130	CONT HUM WH DEP	2377 SF	LD
** Subtotal **					
** FACILITY NUMBER . . . : 00872					
** Subtotal **					
42345	00873	44130	CONT HUM WH DEP	2377 SF	LD
** Subtotal **					
** FACILITY NUMBER . . . : 00873					

REAL PROPERTY INVENTORY  
(CATEGORY CODE/SIZE/USER DATA)

BSA PROPERTY NUMBER	FACILITY NUMBER	CATEGORY CODE	STANDARD CAT CODE DESCRIPTION	SIZE SQ	USER ID
42345	00874	44130	CONT NUR HH DEP	2377 SF	LD
42345	00875	44130	CONT NUR HH DEP	2377 SF	LD
42345	00876	44130	CONT NUR HH DEP	2377 SF	LD
42345	00881	44130	CONT NUR HH DEP	2377 SF	LD
42345	00882	44130	CONT NUR HH DEP	2377 SF	LD

\*\* Subtotal \*\*

\*\* FACILITY NUMBER . . . : 00874

\*\* Subtotal \*\*

\*\* FACILITY NUMBER . . . : 00875

\*\* Subtotal \*\*

\*\* FACILITY NUMBER . . . : 00876

\*\* Subtotal \*\*

\*\* FACILITY NUMBER . . . : 00881

\*\* Subtotal \*\*

\*\* FACILITY NUMBER . . . : 00882

REAL PROPERTY INVENTORY  
(CATEGORY CODE/SIZE/USER DATA)

ESA PROPERTY NUMBER	FACILITY NUMBER	CATEGORY CODE	STANDARD CAT CODE DESCRIPTION	SIZE SQ FT	USER ID
** Subtotal **					
42345	00883	44130	COND HUR MH DEP	2377	SF LD
** FACILITY NUMBER . . . : 00883					
** Subtotal **					
42345	00884	44130	COND HUR MH DEP	2377	SF LD
** FACILITY NUMBER . . . : 00884					
** Subtotal **					
42345	00885	44130	COND HUR MH DEP	2377	SF LD
** FACILITY NUMBER . . . : 00885					
** Subtotal **					
42345	00891	44130	COND HUR MH DEP	2377	SF LD
** FACILITY NUMBER . . . : 00891					
** Subtotal **					
42345	00892	44130	COND HUR MH DEP	2377	SF LD
** FACILITY NUMBER . . . : 00892					



REAL PROPERTY INVENTORY

(CATEGORY CODE/SIZE/USER DATA)

ESA PROPERTY NUMBER	FACILITY NUMBER	CATEGORY CODE	STANDARD CAT CODE DESCRIPTION	SIZE	UP	USER ID
** Subtotal **				2377		
** FACILITY NUMBER . . . . .	00893	44130	CONT HUM WH DEP	2377	SF	LD
** Subtotal **				2377		
** FACILITY NUMBER . . . . .	00894	44130	CONT HUM WH DEP	2377	SF	LD
** Subtotal **				2377		
** FACILITY NUMBER . . . . .	00895	44130	CONT HUM WH DEP	2377	SF	LD
** Subtotal **				2377		
** FACILITY NUMBER . . . . .	00901	44130	CONT HUM WH DEP	2377	SF	LD
** Subtotal **				2377		
** FACILITY NUMBER . . . . .	00902	44130	CONT HUM WH DEP	2377	SF	LD

REAL PROPERTY INVENTORY  
(CATEGORY CODE/SIZE/USER DATA)

ESA PROPERTY NUMBER	FACILITY NUMBER	CATEGORY CODE	STANDARD CAT CODE DESCRIPTION	SIZE	USER ID
** Subtotal **				2377	
** FACILITY NUMBER . . . : 00903	42345 00903	44130	CONT PLUM IN DEP	2377 SF LD	
** Subtotal **				2377	
** FACILITY NUMBER . . . : 00904	42345 00904	44130	CONT PLUM IN DEP	2377 SF LD	
** Subtotal **				2377	
** FACILITY NUMBER . . . : 00911	42345 00911	44130	CONT PLUM IN DEP	2377 SF LD	
** Subtotal **				2377	
** FACILITY NUMBER . . . : 00912	42345 00912	44130	CONT PLUM IN DEP	2377 SF LD	
** Subtotal **				2377	
** FACILITY NUMBER . . . : 00913	42345 00913	44130	CONT PLUM IN DEP	2377 SF LD	

REAL PROPERTY INVENTORY

(CATEGORY CODE/SIZE/USER DATA)

BSA PROPERTY NUMBER	FACILITY NUMBER	CATEGORY CODE	STANDARD CAT CODE DESCRIPTION	SIZE	LN	USER ID
** Subtotal **				2377		
** FACILITY NUMBER . . . : 00914						
42345	00914	44130	CONT HUR IN DEP	2377	SF	LD
42345	00914	44130	CONT HUR IN DEP	2377	SF	LD
** Subtotal **				4754		
** FACILITY NUMBER . . . : 00921						
42345	00921	44130	CONT HUR IN DEP	2377	SF	LD
** Subtotal **				2377		
** FACILITY NUMBER . . . : 00922						
42345	00922	44130	CONT HUR IN DEP	2377	SF	LD
** Subtotal **				2377		
** FACILITY NUMBER . . . : 00923						
42345	00923	44130	CONT HUR IN DEP	2377	SF	LD
** Subtotal **				2377		
** FACILITY NUMBER . . . : 00924						
42345	00924	44130	CONT HUR IN DEP	2377	SF	LD

(CATEGORY CODE/SIZE/USER DATA)

SSA PROPERTY NUMBER	FACILITY CATEGORY NUMBER	STANDARD CAT CODE DESCRIPTION	SIZE	UF	USER ID
42345	00931	44130 CONT NUM IN DEP	2377	SF	LD
** Subtotal **					
** FACILITY NUMBER . . . : 00931					
** Subtotal **					
42345	00932	44130 CONT NUM IN DEP	2377	SF	LD
** Subtotal **					
** FACILITY NUMBER . . . : 00932					
** Subtotal **					
42345	00933	44130 CONT NUM IN DEP	2377	SF	LD
** Subtotal **					
** FACILITY NUMBER . . . : 00933					
** Subtotal **					
42345	00934	44130 CONT NUM IN DEP	2377	SF	LD
** Subtotal **					
** FACILITY NUMBER . . . : 00934					
** Subtotal **					
42345	00941	44130 CONT NUM IN DEP	2377	SF	LD
** Subtotal **					
** FACILITY NUMBER . . . : 00941					

REAL PROPERTY INVENTORY  
(CATEGORY CODE/SIZE/USER DATA)

ESA PROPERTY NUMBER	FACILITY NUMBER	CATEGORY CODE	STANDARD CAT CODE DESCRIPTION	SIZE SQ FT	USER ID
42345	00942	44130	CONT NUM IN DEP	2377 SF	LD
** Subtotal **					2377
** FACILITY NUMBER . . . : 00942					
42345	00943	44130	CONT NUM IN DEP	2377 SF	LD
** Subtotal **					2377
** FACILITY NUMBER . . . : 00943					
42345	00944	44130	CONT NUM IN DEP	2377 SF	LD
** Subtotal **					2377
** FACILITY NUMBER . . . : 00944					
42345	00951	44130	CONT NUM IN DEP	2377 SF	LD
** Subtotal **					2377
** FACILITY NUMBER . . . : 00951					
42345	00953	44130	CONT NUM IN DEP	2377 SF	LD
** Subtotal **					2377
** FACILITY NUMBER . . . : 00953					

REAL PROPERTY INVENTORY  
(CATEGORY CODE/SIZE/USER DATA)

PROPERTY NUMBER	FACILITY NUMBER	CATEGORY CODE	STANDARD CAT CODE DESCRIPTION	SIZE SQ FT	USER ID
42345	00954	44130	CONT HUN IN DEP	2377	SF LD
42345	00961	44130	CONT HUN IN DEP	2377	SF LD
42345	00962	44130	CONT HUN IN DEP	2377	SF LD
42345	00963	44130	CONT HUN IN DEP	2377	SF LD
42345	00964	44130	CONT HUN IN DEP	2377	SF LD

\*\* Subtotal \*\*

\*\* FACILITY NUMBER . . . : 00954

\*\* Subtotal \*\*

\*\* FACILITY NUMBER . . . : 00961

\*\* Subtotal \*\*

\*\* FACILITY NUMBER . . . : 00962

\*\* Subtotal \*\*

\*\* FACILITY NUMBER . . . : 00963

\*\* Subtotal \*\*

\*\* FACILITY NUMBER . . . : 00964

REAL PROPERTY INVENTORY  
(CATEGORY CODE/SIZE/USER DATA)

GSA PROPERTY NUMBER	FACILITY NUMBER	CATEGORY CODE	STANDARD CAT CODE DESCRIPTION	CONT NUM	WH	DEP	SIZE	UN	USER ID
** Subtotal **									
42345	00972	44130	CONT NUM WH DEP	2377	SF	LD			
** FACILITY NUMBER . . . : 00972									
** Subtotal **									
42345	00973	44130	CONT NUM WH DEP	2377	SF	LD			
** FACILITY NUMBER . . . : 00973									
** Subtotal **									
42345	00974	44130	CONT NUM WH DEP	2377	SF	LD			
** FACILITY NUMBER . . . : 00974									
** Subtotal **									
42345	00981	44130	CONT NUM WH DEP	2377	SF	LD			
** FACILITY NUMBER . . . : 00981									
** Subtotal **									
42345	00982	44130	CONT NUM WH DEP	2377	SF	LD			
** FACILITY NUMBER . . . : 00982									

REAL PROPERTY INVENTORY  
[CATEGORY CODE/SITE/USER DATA]

ESA PROPERTY NUMBER	FACILITY CATEGORY CODE	STANDARD CAT CODE DESCRIPTION	SIZE	UP	USER ID
** Subtotal **			2377		
** FACILITY NUMBER . . . : 00983					
42345	00983	44130 CONT HUR MH DEP	2377	SF	LD
** Subtotal **			2377		
** FACILITY NUMBER . . . : 00984					
42345	00984	44130 CONT HUR MH DEP	2377	SF	LD
** Subtotal **			2377		
** FACILITY NUMBER . . . : 00991					
42345	00991	44130 CONT HUR MH DEP	2377	SF	LD
** Subtotal **			2377		
** FACILITY NUMBER . . . : 00992					
42345	00992	44130 CONT HUR MH DEP	2377	SF	LD
** Subtotal **			2377		
** FACILITY NUMBER . . . : 00993					
42345	00993	44130 CONT HUR MH DEP	2377	SF	LD



REAL PROPERTY INVENTORY

(CATEGORY CODE/SIZE/USER DATA)

GSA PROPERTY NUMBER	FACILITY NUMBER	CATEGORY CODE	STANDARD CAT CODE DESCRIPTION	SIZE SQ FT	USER ID
42345	00994	44130	CONT HUR WH DEP	2377 SF	LD
** Subtotal **					
** FACILITY NUMBER . . . : 00994					
** Subtotal **					
** FACILITY NUMBER . . . : 01001					
** Subtotal **					
** FACILITY NUMBER . . . : 01002					
** Subtotal **					
** FACILITY NUMBER . . . : 01003					
** Subtotal **					
** FACILITY NUMBER . . . : 01004					

REAL PROPERTY INVENTORY  
(CATEGORY CODE/SIZE/USER DATA)

GSA PROPERTY NUMBER	FACILITY NUMBER	CATEGORY CODE	STANDARD CAT CODE DESCRIPTION	SIZE SQ FT	USER ID
42345	01011	44130	CONT HUP MH DEP	2377	SF LD
** Subtotal **					
** FACILITY NUMBER . . . : 01011					
** Subtotal **					
42345	01012	44130	CONT HUP MH DEP	2377	SF LD
** Subtotal **					
** FACILITY NUMBER . . . : 01012					
** Subtotal **					
42345	01013	44130	CONT HUP MH DEP	2377	SF LD
** Subtotal **					
** FACILITY NUMBER . . . : 01013					
** Subtotal **					
42345	01014	44130	CONT HUP MH DEP	2377	SF LD
** Subtotal **					
** FACILITY NUMBER . . . : 01014					
** Subtotal **					
42345	01022	44130	CONT HUP MH DEP	2377	SF LD
** Subtotal **					
** FACILITY NUMBER . . . : 01022					

REAL PROPERTY INVENTORY

(CATEGORY CODE/SIZE/USER DATA)

PROPERTY NUMBER	FACILITY NUMBER	CATEGORY CODE	STANDARD CAT CODE DESCRIPTION	SIZE	LA	USER ID
42345	01023	44130	CONT PLM WH DEP	2377	SF	LD
** Subtotal **						
** FACILITY NUMBER . . . : 01023						
** Subtotal **						
42345	01024	44130	CONT PLM WH DEP	2377	SF	LD
** Subtotal **						
** FACILITY NUMBER . . . : 01024						
** Subtotal **						
42345	01032	44130	CONT PLM WH DEP	2377	SF	LD
** Subtotal **						
** FACILITY NUMBER . . . : 01032						
** Subtotal **						
42345	01033	44130	CONT PLM WH DEP	2377	SF	LD
** Subtotal **						
** FACILITY NUMBER . . . : 01033						
** Subtotal **						
42345	01034	44130	CONT PLM WH DEP	2377	SF	LD
** Subtotal **						
** FACILITY NUMBER . . . : 01034						

REAL PROPERTY INVENTORY

(CATEGORY CODE/SIZE/USER DATA)

BSA PROPERTY NUMBER	FACILITY NUMBER	CATEGORY CODE	STANDARD CAT CODE DESCRIPTION	SIZE SF	USER ID
** Subtotal **				2377	
** FACILITY NUMBER . . . : 01042	42345 01042	44130	CONT MUR RM DEP	2377 SF	LD
** Subtotal **				2377	
** FACILITY NUMBER . . . : 01043	42345 01043	44130	CONT MUR RM DEP	2377 SF	LD
** Subtotal **				2377	
** FACILITY NUMBER . . . : 01044	42345 01044	44130	CONT MUR RM DEP	2377 SF	LD
** Subtotal **				2377	
** FACILITY NUMBER . . . : 01052	42345 01052	44130	CONT MUR RM DEP	2377 SF	LD
** Subtotal **				2377	
** FACILITY NUMBER . . . : 01053	42345 01053	44130	CONT MUR RM DEP	2377 SF	LD

REAL PROPERTY INVENTORY  
(CATEGORY CODE/SIZE/USER DATA)

PROPERTY NUMBER	FACILITY NUMBER	CATEGORY CODE	STANDARD CAT CODE DESCRIPTION	SIZE	UM	USER ID
42345	01054	44130	CONT HUR WH DEP	2377	SF	LD
** Subtotal **						
** FACILITY NUMBER . . . : 01054						
** Subtotal **						
42345	01055	44130	CONT HUR WH DEP	364	SF	LD
** Subtotal **						
** FACILITY NUMBER . . . : 01055						
** Subtotal **						
42345	01062	44130	CONT HUR WH DEP	2377	SF	LD
** Subtotal **						
** FACILITY NUMBER . . . : 01062						
** Subtotal **						
42345	01063	44130	CONT HUR WH DEP	2377	SF	LD
** Subtotal **						
** FACILITY NUMBER . . . : 01063						
** Subtotal **						
42345	01064	44130	CONT HUR WH DEP	2377	SF	LD
** Subtotal **						
** FACILITY NUMBER . . . : 01064						

REAL PROPERTY INVENTORY  
(CATEGORY CODE/SIZE/USER DATA)

PROPERTY NUMBER	FACILITY NUMBER	CATEGORY CODE	STANDARD CAT CODE DESCRIPTION	SIZE	USER ID
** Subtotal **				2377	
** FACILITY NUMBER . . . : 01072	42345 01072	44130	CONT HLP M DEP	2377 SF	LD
** Subtotal **				2377	
** FACILITY NUMBER . . . : 01073	42345 01073	44130	CONT HLP M DEP	2377 SF	LD
** Subtotal **				2377	
** FACILITY NUMBER . . . : 01074	42345 01074	44130	CONT HLP M DEP	2377 SF	LD
** Subtotal **				2377	
** FACILITY NUMBER . . . : 01082	42345 01082	44130	CONT HLP M DEP	2377 SF	LD
** Subtotal **				2377	
** FACILITY NUMBER . . . : 01083	42345 01083	44130	CONT HLP M DEP	2377 SF	LD

REAL PROPERTY INVENTORY

(CATEGORY CODE/SITE/USER DATA)

GSA PROPERTY NUMBER	FACILITY NUMBER	CATEGORY CODE	STANDARD CAT CODE DESCRIPTION	SIZE SQ FT	USER ID
42345	01064	44130	CONT HUN RM DEP	2377	LD
42345	01092	44130	CONT HUN RM DEP	2377	LD
42345	01093	44130	CONT HUN RM DEP	2377	LD
42345	01094	44130	CONT HUN RM DEP	2377	LD
42345	03262	44110	STORAGE BP DEP	707	LD

\*\* Subtotal \*\*

\*\* FACILITY NUMBER . . . : 01064

\*\* Subtotal \*\*

\*\* FACILITY NUMBER . . . : 01092

\*\* Subtotal \*\*

\*\* FACILITY NUMBER . . . : 01093

\*\* Subtotal \*\*

\*\* FACILITY NUMBER . . . : 01094

\*\* Subtotal \*\*

\*\* FACILITY NUMBER . . . : 03262

REAL PROPERTY INVENTORY

(CATEGORY CODE/SIZE/USER DATA)

SEA PROPERTY NUMBER	FACILITY NUMBER	CATEGORY CODE	STANDARD CAT CODE DESCRIPTION	SIZE SQ FT	USER ID
** Subtotal **				707	
** FACILITY NUMBER . . . : 03269	42345	03269	44110 STORAGE EP DEP	2377 SF	LD
** Subtotal **				2377	
** FACILITY NUMBER . . . : 03274	42345	03274	44110 STORAGE EP DEP	1169 SF	LD
** Subtotal **				1169	
** FACILITY NUMBER . . . : 03276	42345	03276	44110 STORAGE EP DEP	707 SF	LD
** Subtotal **				707	
** FACILITY NUMBER . . . : 03277	42345	03277	44110 STORAGE EP DEP	707 SF	LD
** Subtotal **				707	
** FACILITY NUMBER . . . : 03278	42345	03278	44110 STORAGE EP DEP	707 SF	LD



REAL PROPERTY INVENTORY  
(CATEGORY CODE/SIZE/USER DATA)

BSA PROPERTY NUMBER	FACILITY NUMBER	CATEGORY CODE	STANDARD CAT CODE DESCRIPTION	SIZE SQ FT	USER ID
** Subtotal **				707	
** FACILITY NUMBER . . . . :	03279	44110	STORAGE EP DEP	707 SF	LJ
** Subtotal **				707	
** FACILITY NUMBER . . . . :	03280	44110	STORAGE EP DEP	707 SF	LJ
** Subtotal **				707	
** FACILITY NUMBER . . . . :	03283	44110	STORAGE EP DEP	1169 SF	LJ
** Subtotal **				1169	
** FACILITY NUMBER . . . . :	03290	44110	STORAGE EP DEP	12000 SF	LJ
** Subtotal **				12000	
** FACILITY NUMBER . . . . :	04201	22880	COMPRESS AIR PT	195 SF	LJ

REAL PROPERTY INVENTORY

(CATEGORY CODE/SIZE/USER DATA)

ESA PROPERTY NUMBER	FACILITY NUMBER	CATEGORY CODE	STANDARD CAT CODE DESCRIPTION	SIZE SQ FT	USER ID
** Subtotal **				195	
** FACILITY NUMBER . . . : 05101	42345	05101	22880 COMPRESS AIR PT	304	SF LD
** Subtotal **				304	
** FACILITY NUMBER . . . : 10650	42345	10650	73075 SEP TOLL/SHOWER	280	SF LD
** Subtotal **				280	
** FACILITY NUMBER . . . : CA204	42345	CA204	45110 OPEN STR DEPOT	99999	SF LD
** Subtotal **				99999	
** FACILITY NUMBER . . . : CA407	42345	CA407	45110 OPEN STR DEPOT	99999	SF LD
** Subtotal **				99999	
** FACILITY NUMBER . . . : CA506	42345	CA506	45110 OPEN STR DEPOT	99999	SF LD

REAL PROPERTY INVENTORY  
(CATEGORY CODE/SITE/USER DATA)

ESA PROPERTY NUMBER	FACILITY NUMBER	CATEGORY CODE	STANDARD CAT CODE DESCRIPTION	SIZE	UA	USER ID
** Subtotal **				99999		
** FACILITY NUMBER . . . : CA609	42345	CA609	45110 OPEN STR DEPOT	99999	SY	LD
** Subtotal **				99999		
** FACILITY NUMBER . . . : CA708	42345	CA708	45110 OPEN STR DEPOT	99999	SY	LD
** Subtotal **				99999		
** FACILITY NUMBER . . . : CA809	42345	CA809	45110 OPEN STR DEPOT	99999	SY	LD
** Subtotal **				99999		
** FACILITY NUMBER . . . : L1041	42345	L1041	73075 SEP TOLL/SCHMER	304	SF	LD
** Subtotal **				304		
** FACILITY NUMBER . . . : L1044	42345	L1044	73075 SEP TOLL/SCHMER	304	SF	LD

REAL PROPERTY INVENTORY  
(CATEGORY CODE/SIZE/USER DATA)

GSA PROPERTY NUMBER	FACILITY NUMBER	CATEGORY CODE	STANDARD CAT CODE DESCRIPTION	SIZE SF	USER ID
** Subtotal **				384	
** FACILITY NUMBER . . . . . 1 1054	42345	11054	73075 SEP 101L/SOMER	384 SF	LD
** Subtotal **				384	
** FACILITY NUMBER . . . . . 1 90021	42345	90021	61050 ADMIN GEN PURP	54 SF	LD
** Subtotal **				54	
** FACILITY NUMBER . . . . . 1 90048	42345	90048	61050 ADMIN GEN PURP	54 SF	LD
** Subtotal **				54	
** FACILITY NUMBER . . . . . 1 90059	42345	90059	44110 STORAGE GP DEP	960 SF	LD
** Subtotal **				960	
** FACILITY NUMBER . . . . . 1 90330	42345	90330	14133 SHIP/RECV FAC	31600 SF	LD

REAL PROPERTY INVENTORY

(CATEGORY CODE/SIZE/USER DATA)

GSA PROPERTY NUMBER	FACILITY NUMBER	CATEGORY CODE	STANDARD CAT CODE DESCRIPTION	SIZE	UM	USER ID
** Subtotal **				39600		
** FACILITY NUMBER . . . : S0331	42345	50331	44180 OPEN MH DEP	24000	SF	LD
** Subtotal **				24000		
** FACILITY NUMBER . . . : S0475	42345	50475	44110 STORAGE GP DEP	1152	SF	LD
** Subtotal **				1152		
** FACILITY NUMBER . . . : S0476	42345	50476	44217 ACETYL STR INST	1152	SF	LD
** Subtotal **				1152		
** FACILITY NUMBER . . . : S0479	42345	50479	44217 ACETYL STR INST	1152	SF	LD
** Subtotal **				1152		
** FACILITY NUMBER . . . : S0480	42345	50480	44217 ACETYL STR INST	1152	SF	LD

REAL PROPERTY INVENTORY  
(CATEGORY CODE/SIZE/USER DATA)

ESA PROPERTY NUMBER	FACILITY NUMBER	CATEGORY CODE	STANDARD CAT CODE DESCRIPTION	SIZE LN	USER ID
** Subtotal **				1152	
** FACILITY NUMBER . . . . : S2002					
42345	S2002	44180	OPEN WH DEP	16800 SF	LD
42345	S2002	44180	OPEN WH DEP	16800 SF	LD
** Subtotal **				33600	
** FACILITY NUMBER . . . . : S2003					
42345	S2003	44180	OPEN WH DEP	16800 SF	LD
** Subtotal **				16800	
** FACILITY NUMBER . . . . : S2004					
42345	S2004	44180	OPEN WH DEP	16800 SF	LD
** Subtotal **				16800	
** FACILITY NUMBER . . . . : S2278					
42345	S2278	44180	OPEN WH DEP	30236 SF	LD
** Subtotal **				30236	
** FACILITY NUMBER . . . . : S2284					
42345	S2284	44180	OPEN WH DEP	30236 SF	LD

REAL PROPERTY INVENTORY  
(CATEGORY CODE/SIZE/USER DATA)

GSA PROPERTY NUMBER	FACILITY NUMBER	CATEGORY CODE	STANDARD CAT CODE DESCRIPTION	SIZE SQ FT	USER ID
42345	52285	44180	OPEN MH DEP	30236	LD
42345	52286	44180	OPEN MH DEP	30236	LD
42345	52601	44180	OPEN MH DEP	13774	LD
42345	52603	44180	OPEN MH DEP	14561	LD
42345	52604	44180	OPEN MH DEP	14400	LD

\*\* Subtotal \*\*

30236

\*\* FACILITY NUMBER . . . : 52285

\*\* Subtotal \*\*

30236

\*\* FACILITY NUMBER . . . : 52286

\*\* Subtotal \*\*

30236

\*\* FACILITY NUMBER . . . : 52601

\*\* Subtotal \*\*

13774

\*\* FACILITY NUMBER . . . : 52603

\*\* Subtotal \*\*

14561

\*\* FACILITY NUMBER . . . : 52604

14400

(CATEGORY CODE/SIZE/USER DATA)

GSA PROPERTY NUMBER	FACILITY NUMBER	CATEGORY CODE	STANDARD CAT CODE DESCRIPTION	SIZE SQ FT	USER ID
** Subtotal **				14400	
** FACILITY NUMBER . . . . .	52606	44180	OPEN WH DEP	14561	SF LD
** Subtotal **				14561	
** FACILITY NUMBER . . . . .	53233	44110	STORAGE BP DEP	7200	SF LD
** Subtotal **				7200	
** FACILITY NUMBER . . . . .	53234	44110	STORAGE BP DEP	7200	SF LD
** Subtotal **				7200	
** FACILITY NUMBER . . . . .	53291	44180	OPEN WH DEP	24000	SF LD
** Subtotal **				24000	
** FACILITY NUMBER . . . . .	53292	44180	OPEN WH DEP	24000	SF LD



REAL PROPERTY INVENTORY  
(CATEGORY CODE/SITE/USER DATA)

ESA PROPERTY NUMBER	FACILITY NUMBER	CATEGORY CODE	STANDARD CAT CODE DESCRIPTION	SIZE	UM	USER ID
** Subtotal **				24000		
** FACILITY NUMBER . . . . .	53293	44180	OPEN MH DEP	24000	SF	LD
** Subtotal **				24000		
** FACILITY NUMBER . . . . .	53294	44180	OPEN MH DEP	24000	SF	LD
** Subtotal **				24000		
** FACILITY NUMBER . . . . .	53295	44180	OPEN MH DEP	24000	SF	LD
** Subtotal **				24000		
** FACILITY NUMBER . . . . .	53296	44180	OPEN MH DEP	24000	SF	LD
** Subtotal **				24000		
** FACILITY NUMBER . . . . .	53301	44180	OPEN MH DEP	10961	SF	LD

REAL PROPERTY INVENTORY  
(CATEGORY CODE/SIZE/USER DATA)

SSA PROPERTY NUMBER	FACILITY NUMBER	CATEGORY CODE	STANDARD CAT CODE DESCRIPTION	SIZE SQ FT	USER ID
** Subtotal **				10961	
** FACILITY NUMBER . . . : 53502	42345	53502	44180 OPEN MH DEP	10961 SF	LD
** Subtotal **				10961	
** FACILITY NUMBER . . . : 53503	42345	53503	44180 OPEN MH DEP	9818 SF	LD
** Subtotal **				9818	
** FACILITY NUMBER . . . : 53504	42345	53504	44180 OPEN MH DEP	9818 SF	LD
** Subtotal **				9818	
** FACILITY NUMBER . . . : 53505	42345	53505	44180 OPEN MH DEP	10961 SF	LD
** Subtotal **				10961	
** FACILITY NUMBER . . . : 53506	42345	53506	44180 OPEN MH DEP	10961 SF	LD

REAL PROPERTY INVENTORY  
(CATEGORY CODE/SIZE/USER DATA)

BSA PROPERTY NUMBER	FACILITY NUMBER	CATEGORY CODE	STANDARD CAT CODE DESCRIPTION	SIZE SQ FT	USER ID
** Subtotal **				10961	
** FACILITY NUMBER . . . : 53602	42345	53602	44180 OPEN MH DEP	10921	SF LD
** Subtotal **				10921	
** FACILITY NUMBER . . . : 53604	42345	53604	44180 OPEN MH DEP	9818	SF LD
** Subtotal **				9818	
** FACILITY NUMBER . . . : 53605	42345	53605	44180 OPEN MH DEP	10961	SF LD
** Subtotal **				10961	
** FACILITY NUMBER . . . : 53606	42345	53606	44180 OPEN MH DEP	10961	SF LD
** Subtotal **				10961	
** FACILITY NUMBER . . . : 53801	42345	53801	44180 OPEN MH DEP	6000	SF LD

REAL PROPERTY INVENTORY  
(CATEGORY CODE/SIZE/USER DATA)

ESA PROPERTY NUMBER	FACILITY NUMBER	CATEGORY CODE	STANDARD CAT CODE DESCRIPTION	SIZE	UA	USER ID
** Subtotal **				6000		
** FACILITY NUMBER . . . : 53802	42345	53802	44180 OPEN MH DEP	6000	SF	LD
** Subtotal **				6000		
** FACILITY NUMBER . . . : 54501	42345	54501	44180 OPEN MH DEP	12184	SF	LD
** Subtotal **				12184		
** FACILITY NUMBER . . . : 54502	42345	54502	44180 OPEN MH DEP	12184	SF	LD
** Subtotal **				12184		
** FACILITY NUMBER . . . : 54503	42345	54503	44180 OPEN MH DEP	8168	SF	LD
** Subtotal **				8168		
** FACILITY NUMBER . . . : 54504	42345	54504	44180 OPEN MH DEP	7331	SF	LD

REAL PROPERTY INVENTORY  
(CATEGORY CODE/SIZE/USER DATA)

ESA PROPERTY NUMBER	FACILITY NUMBER	CATEGORY CODE	STANDARD CAT CODE DESCRIPTION	SIZE	UP	USER ID
** Subtotal **				7331		
** FACILITY NUMBER . . . : 54505	42345	54505	44180 OPEN MH DEP	7331	SF	LD
** Subtotal **				7331		
** FACILITY NUMBER . . . : 54506	42345	54506	44180 OPEN MH DEP	4914	SF	LD
** Subtotal **				4914		
** FACILITY NUMBER . . . : 54507	42345	54507	44180 OPEN MH DEP	12184	SF	LD
** Subtotal **				12184		
** FACILITY NUMBER . . . : 54508	42345	54508	44180 OPEN MH DEP	12184	SF	LD
** Subtotal **				12184		
** FACILITY NUMBER . . . : 54509	42345	54509	44180 OPEN MH DEP	8168	SF	LD

REAL PROPERTY INVENTORY

(CATEGORY CODE/SIZE/USER DATA)

BSA PROPERTY NUMBER	FACILITY NUMBER	CATEGORY CODE	STANDARD CAT CODE DESCRIPTION	SIZE SQ FT	USER ID
** Subtotal **				8168	
** FACILITY NUMBER . . . : 54601					
	42345	54601	44180 OPEN MH DEP	8168 SF	LD
** Subtotal **				8168	
** FACILITY NUMBER . . . : 54602					
	42345	54602	44180 OPEN MH DEP	12184 SF	LD
** Subtotal **				12184	
** FACILITY NUMBER . . . : 54603					
	42345	54603	44180 OPEN MH DEP	12184 SF	LD
** Subtotal **				12184	
** FACILITY NUMBER . . . : 54604					
	42345	54604	44180 OPEN MH DEP	4914 SF	LD
** Subtotal **				4914	
** FACILITY NUMBER . . . : 54605					
	42345	54605	44180 OPEN MH DEP	7331 SF	LD

REAL PROPERTY INVENTORY

(CATEGORY CODE/SIZE/USER DATA)

BSA PROPERTY NUMBER	FACILITY NUMBER	CATEGORY CODE	STANDARD CAT CODE DESCRIPTION	SIZE SQ FT	USER ID
** Subtotal **				7331	
** FACILITY NUMBER . . . : S4606					
42345	S4606	44180	OPEN WH DEP	7331 SF	LD
** Subtotal **				7331	
** FACILITY NUMBER . . . : S4607					
42345	S4607	44180	OPEN WH DEP	8168 SF	LD
** Subtotal **				8168	
** FACILITY NUMBER . . . : S4608					
42345	S4608	44180	OPEN WH DEP	12184 SF	LD
** Subtotal **				12184	
** FACILITY NUMBER . . . : S4609					
42345	S4609	44180	OPEN WH DEP	12184 SF	LD
** Subtotal **				12184	
** FACILITY NUMBER . . . : S5802					
42345	S5802	44180	OPEN WH DEP	14400 SF	LD

REAL PROPERTY INVENTORY  
(CATEGORY CODE/SIZE/USER DATA)

ESA PROPERTY NUMBER	FACILITY NUMBER	CATEGORY CODE	STANDARD CAT CODE DESCRIPTION	SIZE SF	USER ID
** Subtotal **				14400	
** FACILITY NUMBER . . . : 10020	42345	10020	73013 BUS STATION	75 SF	LD
** Subtotal **				75	
** FACILITY NUMBER . . . : 10229	42345	10229	73013 BUS STATION	75 SF	LD
** Subtotal **				75	
** FACILITY NUMBER . . . : 10299	42345	10299	73013 BUS STATION	75 SF	LD
** Subtotal **				75	
** FACILITY NUMBER . . . : 10443	42345	10443	73013 BUS STATION	75 SF	LD
** Subtotal **				75	
** FACILITY NUMBER . . . : 10501	42345	10501	73013 BUS STATION	75 SF	LD



REAL PROPERTY INVENTORY  
[CATEGORY CODE/SIZE/USER DATA]

PROPERTY NUMBER	PROPERTY NUMBER	FACILITY NUMBER	CATEGORY CODE	STANDARD CAT CODE DESCRIPTION	SIZE SQ FT	USER ID
** Subtotal **					75	
** FACILITY NUMBER . . . : 12348	42345	12348	44110	STORAGE SF DEP	1060 SF	LD
** Subtotal **					1060	
** FACILITY NUMBER . . . : 14301	42345	14301	73013	BUS STATION	75 SF	LD
** Subtotal **					75	
** FACILITY NUMBER . . . : 14601	42345	14601	44180	OPEN WH DEP	117 SF	LD
** Subtotal **					117	
** FACILITY NUMBER . . . : 15102	42345	15102	73013	BUS STATION	78 SF	LD
** Subtotal **					78	
** FACILITY NUMBER . . . : 63401	42345	63401	73013	BUS STATION	75 SF	LD

REAL PROPERTY INVENTORY  
(CATEGORY CODE/SIZE/USER DATA)

GSA PROPERTY NUMBER	FACILITY NUMBER	CATEGORY CODE	STANDARD CAT CODE DESCRIPTION	SIZE	IN	USER ID
---------------------------	--------------------	------------------	-------------------------------------	------	----	------------

\*\* Subtotal \*\*

75

\*\*\* Total \*\*\*

4961450

Page No. 1  
08/30/94

Activity: DDLP

Installation Number: 42345

BUILDING COMPONENT DATA

GSA	STRUCT	PRI ROOF	PRI	PRI	SEC ROOF	SEC	FLOC	FI	FIRE	NO	A/C	ELEC
PROPERTY FACILITY	TYPE STRUCT	LAST ROOF	PRI ROOF	ROOF	LAST ROOF	SE=COF	F&C FLOOR	PR PROT	A/C	TOTAL	RATING	
NUMBER	NUMBER	/MAT	RATING	REPLACED	TYPE SQUARES	RATING	MAT RATING	TYPE RATING	UNITS	TONS	(AMPS)	

-----DC-----C-----ZC-----

*Data to be obtained from PWC report.*

ADMINISTRATIVE SPACE DATA

PROPERTY FACILITY NUMBER	OWNER (OCCUPANT) NUMBER	ACTIVITY NET AREA (OFFICE)	NET AREA (SPECIAL)	NET AREA (STORAGE)	NET AREA	OFFICE EMPLOYEES	OFFICE EMPLOYEES	STORAGE EMPLOYEES	STORAGE EMPLOYEES	TENANTS STORAGE OCCUPY/REASON	RATIONALE FOR EXCEEDING AUTHORIZED SPACE
** FACILITY NUMBER . . . : 00002	42345 00002 B DOLP	8977	1621	0	10598	44	0	0	0	0	N
** Subtotal **		8977	1621	0	10598	44	0	0	0	0	N
** FACILITY NUMBER . . . : 00005	42345 00005 B DOLP	9546	0	0	9546	52	0	0	0	0	N
** Subtotal **		9546	0	0	9546	52	0	0	0	0	N
** FACILITY NUMBER . . . : 00007	42345 00007 B DOLP	527	0	0	527	5	0	0	0	0	N
** Subtotal **		527	0	0	527	5	0	0	0	0	N
** FACILITY NUMBER . . . : 00019	42345 00019 B DOLP	316	0	0	316	3	0	0	0	0	N
** Subtotal **		316	0	0	316	3	0	0	0	0	N
** FACILITY NUMBER . . . : 00031	42345 00031 B DOLP	148	0	0	148	1	0	0	0	0	N
** Subtotal **		148	0	0	148	1	0	0	0	0	N



PROPERTY FACILITY NUMBER	OWNER (OCCUPANT)	ACTIVITY	NET AREA (OFFICE)	NET AREA (SPECIAL)	NET AREA (STORAGE)	NET AREA (TOTALS)	OFFICE EMPLOYEES	OFFICE EMPLOYEES (INCREMENT)	STORAGE EMPLOYEES	STORAGE EMPLOYEES (INCREMENT)	TENANTS	RATIONALE FOR EXCEEDING AUTHORIZED SPACE
42345 00042	D	DOLP	1238	0	0	1238	3	0	0	0	N	
** Subtotal **												
42345 00043	D	DOLP	95	0	0	95	1	0	0	0	N	
** Subtotal **												
42345 00044	D	DOLP	297	0	0	297	2	0	0	0	N	
** Subtotal **												
42345 00047	D	DOLP	357	0	0	357	2	0	0	0	N	
** Subtotal **												
42345 00051	D	DOLP	441	0	0	441	3	0	0	0	N	



ADMINISTRATIVE SPACE DATA

PROPERTY FACILITY NUMBER	OWNER	ACTIVITY	NET AREA	NET AREA	NET AREA	OFFICE	OFFICE	STORAGE	STORAGE	EMPLOYEES	EMPLOYEES	ITINERANTS	REASON	TENANTS	STORAGE	OCCUPY/	RATIONALE FOR EXCEEDING	AUTHORIZED SPACE
42345	00320	D	DDLP	4403	0	0	4403	15	0	0	0	0	N	0	0	N		
** Subtotal **																		
** FACILITY NUMBER . . . : 00441																		
42345	00441	D	DDLP	79	0	0	79	1	0	0	0	0	N	0	0	N		
** Subtotal **																		
** FACILITY NUMBER . . . : 00652																		
42345	00652	D	DDLP	134	0	0	134	2	0	0	0	0	N	0	0	N		
** Subtotal **																		
** FACILITY NUMBER . . . : 50330																		
42345	50330	D	DDLP	421	759	0	1180	4	0	0	0	0	N	0	0	N		
** Subtotal **																		
*** Total ***																		
				28351	2380	0	30731	147	0	0	0	0		0	0			



**Space Utilization Survey Information**  
**Defense Distribution Depot Letterkenny**  
**ATTN:DDLDP-D**  
**Letterkenny, PA 17055**

**Activity:DDLDP**  
**Building:SEE DETAILS**

**1. Current manning and maximum allowable work station space (SF) IAW DLAR 5305.2**

**a.) Supervisory personnel**

Number of Persons	Maximum Allowable Per Person	Total	
1	300	300	GS-16 & Above, Heads of DLA Primary/Secondary Level Field Activity
0	225	0	GS-14,15 and O6
8	150	1,200	GS-12,13 and O4,O5
14	100	1,400	GS-7 thru -11 and E7-E9, WO, O1-O3
0	60	0	GS-1 thru -6

**b.) Non-supervisory personnel**

Number of Persons	Maximum Allowable Per Person	Total	
0	225	0	GS-16 & above
0	150	0	GS-14,15 and O6
0	100	0	GS-12,13 and O4,O5
54	75	4,050	GS-07 thru -11 and E7-E7, WO, O1-O3
78	60	4,680	GS-1 thru -6 and Military personnel performing clerical/ stenographic duties
0	60	0	Itinerants and others

=====

**11,630 Total maximum allowable work station space (SF)**

**2. Space utilization summary by type of space. The utilization rate (UR) should range from 115 to 130 square feet per person.**

	AREA(SF)	EMPLOYEE ITINERANTS	UR(SF)
OFFICE TYPE:	28,689	155	0 185
STORAGE TYPE:	0	0	0 NA
SPECIAL TYPE:	2,379	0	0 NA
<hr/>			
<b>TOTAL SPACES:</b>	<b>31,068</b>	<b>155*</b>	<b>185**</b>

\*Includes employees and itinerants.

\*\*Includes only office and storage type space occupied by employees. Itinerants and their space are not counted.

---

3. The following formulas were used to calculate the utilization rates (UR) for DLA FORM 662.

a. Column f:

$$\frac{((\text{Office area}) - (\text{Number of itinerant in office space} * 60))}{\text{Number of employees in office space}}$$

b. Column g:

$$\frac{((\text{office} + \text{storage area}) - (\text{Number of itinerant in office and storage} * 60))}{\text{Number of employees in office and storage space}}$$

4. REMARKS

5. Please address comments or questions about information provided to DLA, Operations Support Office, ATTN:DOSO-DE, 8000 Jefferson Davis Highway, Richmond, VA. 23297-5083. Phone commercial (804) 279-4491, DSN 695-4491, FAX DSN 695-3793.

Depot: DOLP

Building: 320

Ref.	Occupant	Office	Square Footage	Storage	Special	Supervisory Personnel	Non-supervisory Personnel	Allow. Space	Description
						16 14/15 12/13 7-11 1-6	16 14/15 12/13 7-11 1-6	Item.	
1	DOLP	2662.2	0.0	0.0	1	6	7	870.0	GENERAL OFFICE AREA, SYSTEMS FURNITURE
2	DOLP	314.2	0.0	0.0				150.0	WAREHOUSE DIV II, CHIEF
3	DOLP	276.6	0.0	0.0	1			100.0	WAREHOUSE DIV II, BRANCH CHIEF
4	DOLP	1169.5	0.0	0.0				0.0	BREAK ROOM, OFFICE SUITABLE

4902.5

Building: 5

Ref.	Occupant	Office	Square Footage	Storage	Special	Supervisory Personnel	Non-supervisory Personnel	Allow. Space	Description
						16 14/15 12/13 7-11 1-6	16 14/15 12/13 7-11 1-6	Item.	
1	DOLP	221.5	0.0	0.0	1			150.0	RECEIVING CHIEF
2	DOLP	139.5	0.0	0.0	1	20	21	60.0	SECRETARY
3	DOLP	8041.0	0.0	0.0	1	1	1	285.0	GENERAL OFFICE AREA, SYSTEMS FURNITURE
4	DOLP	652.9	0.0	0.0	1	1	1	250.0	WAREHOUSE DIV I CHIEF & OTHERS
5	DOLP	471.3	0.0	0.0	1	1	1		OFFICE/CONF ROOM

1546.2

Building: 7

Ref.	Occupant	Office	Square Footage	Storage	Special	Supervisory Personnel	Non-supervisory Personnel	Allow. Space	Description
						16 14/15 12/13 7-11 1-6	16 14/15 12/13 7-11 1-6	Item.	
2	DOLP	177.5	0.0	0.0	1			180.0	LOOSE ISSUE PACKING OFFICE

Building: 2

Ref.	Occupant	Office	Square Footage	Storage	Special	Supervisory Personnel	Non-supervisory Personnel	Allow. Space	Description
						16 14/15 12/13 7-11 1-6	16 14/15 12/13 7-11 1-6	Item.	
1	DOLP	347.2	0.0	0.0	1			250.0	OFFICE
2	DOLP	400.4	0.0	0.0	1			0.0	CONF ROOM, OFFICE SUITABLE
3	DOLP	354.7	0.0	0.0	1			150.0	DEPUTY COMMANDER
4	DOLP	345.6	0.0	0.0			1	60.0	SECRETARY/RECEPTION AREA
5	DOLP	355.6	0.0	0.0				300.0	COMMANDER
6	DOLP	4116.6	0.0	0.0	1	2	20	1550.0	GENERAL OFFICE AREA, SYSTEMS FURNITURE
7	DOLP	329.9	0.0	0.0				150.0	OFFICE
8	DOLP	1457.3	0.0	0.0			1	475.0	GENERAL OFFICE AREA, SYSTEMS FURNITURE
9	DOLP	226.1	0.0	0.0			1	0.0	STORAGE ROOM, OFFICE SUITABLE
10	DOLP	277.2	0.0	0.0		2		150.0	GENERAL OFFICE AREA, SYSTEMS FURNITURE
11	DOLP	766.0	0.0	0.0		3	3	405.0	GENERAL OFFICE AREA, SYSTEMS FURNITURE
12	DOLP	0.0	0.0	0.0				0.0	TRUCKERS LOUNGE, NOT OFFICE SUITABLE
13	DOLP	0.0	0.0	0.0				0.0	CONFERENCE ROOM, SPECIAL EQUIP
14	DOLP	0.0	0.0	0.0				0.0	REAR PROJECTION ROOM

8976.6

DOLP TOTALS

0	1620.425	1	0	6	9	0	0	0	35	62	0	8745
---	----------	---	---	---	---	---	---	---	----	----	---	------

SUMMARY OF ALL SPACE, INCLUDING WAREHOUSE SUPERVISOR (OR WORKER) OFFICES AND BREAK ROOMS, NOT INCLUDED IN THE DL662 ADMINISTRATIVE SPACE REPORT.

Depot: DOLP

Building: 320

Ref.	Occupant	Office	Square Footage	Storage	Special	Supervisory Personnel	Non-supervisory Personnel	Allow. Space	Description
						16 14/15 12/13 7-11 1-6	16 14/15 12/13 7-11 1-6	Item.	
1	DOLP	2662.2	0.0	0.0	1	6	7	870.0	GENERAL OFFICE AREA, SYSTEMS FURNITURE

2	DDL	314.2	0.0	0.0
3	DDL	276.6	0.0	0.0
4	DLP	1149.3	0.0	0.0

1 1

150.0 WAREHOUSE DIV II, CHIEF  
100.0 WAREHOUSE DIV II, BRANCH CHIEF  
0.0 BREAK ROOM, OFFICE SUITABLE

Buildings: 330

Square Footage				
Ref.	Occupant	Office	Storage	Special
1	DDL	420.7	0.0	0.0
2	DDL	0.0	0.0	376.8
3	DDL	0.0	0.0	382.2

Supervisory Personnel					
16	14/15	12/13	7-11	1-6	
					1

Non-supervisory Personnel					
16	14/15	12/13	7-11	1-6	Item.
					2 1

Allow.	
Space	Description
*	WAREHOUSE OFFICE
*	BREAK ROOM, NOT OFFICE SUITABLE
*	BREAK ROOM, NOT OFFICE SUITABLE

Buildings: 5

420.7 757

Square Footage				
Ref.	Occupant	Office	Storage	Special
1	DDL	221.5	0.0	0.0
2	DDL	139.5	0.0	0.0
3	DDL	8061.0	0.0	0.0
4	DDL	652.9	0.0	0.0
5	DDL	471.3	0.0	0.0

Supervisory Personnel					
16	14/15	12/13	7-11	1-6	
					1
					1 3
					1 1

Non-supervisory Personnel					
16	14/15	12/13	7-11	1-6	Item.
					1
					20 21
					1 1

Allow.	
Space	Description
*	150.0 RECEIVING CHIEF
*	60.0 SECRETARY
*	3210.0 GENERAL OFFICE AREA, SYSTEMS FURNITURE
*	285.0 WAREHOUSE DIV I CHIEF & OTHERS
*	250.0 OFFICE/CONF ROOM

Buildings: 31

Square Footage				
Ref.	Occupant	Office	Storage	Special
1	DDL	147.7	0.0	0.0

Supervisory Personnel					
16	14/15	12/13	7-11	1-6	
					1

Non-supervisory Personnel					
16	14/15	12/13	7-11	1-6	Item.
					1

Allow.	
Space	Description
*	WAREHOUSE OFFICE

Buildings: 41

Square Footage				
Ref.	Occupant	Office	Storage	Special
1	DDL	146.0	0.0	0.0

Supervisory Personnel					
16	14/15	12/13	7-11	1-6	
					1

Non-supervisory Personnel					
16	14/15	12/13	7-11	1-6	Item.
					1

Allow.	
Space	Description
*	WAREHOUSE OFFICE

Buildings: 51

Square Footage				
Ref.	Occupant	Office	Storage	Special
1	DDL	440.8	0.0	0.0

Supervisory Personnel					
16	14/15	12/13	7-11	1-6	
					1

Non-supervisory Personnel					
16	14/15	12/13	7-11	1-6	Item.
					2

Allow.	
Space	Description
*	WAREHOUSE OFFICE

Buildings: 52

Square Footage				
Ref.	Occupant	Office	Storage	Special
1	DDL	127.7	0.0	0.0
2	DDL	95.1	0.0	0.0

Supervisory Personnel					
16	14/15	12/13	7-11	1-6	
					1

Non-supervisory Personnel					
16	14/15	12/13	7-11	1-6	Item.
					1

Allow.	
Space	Description
*	VACANT WAREHOUSE OFFICE
*	WAREHOUSE OFFICE

Buildings: 42

Square Footage				
Ref.	Occupant	Office	Storage	Special
1	DDL	482.3	0.0	0.0
2	DDL	463.9	0.0	0.0
3	DDL	291.5	0.0	0.0

Supervisory Personnel					
16	14/15	12/13	7-11	1-6	
					1

Non-supervisory Personnel					
16	14/15	12/13	7-11	1-6	Item.
					1 1

Allow.	
Space	Description
*	WAREHOUSE OFFICE
*	VACANT OFFICE
*	VACANT BREAKROOM

Buildings: 32

Square Footage				
Ref.	Occupant	Office	Storage	Special
1	DDL	85.9	0.0	0.0

Supervisory Personnel					
16	14/15	12/13	7-11	1-6	
					1

Non-supervisory Personnel					
16	14/15	12/13	7-11	1-6	Item.
					1

Allow.	
Space	Description
*	WAREHOUSE OFFICE

Building: 33

Square Footage				
Ref.	Occupant	Office	Storage	Special
1	DDL	155.0	0.0	0.0

Supervisory Personnel					
16	14/15	12/13	7-11	1-6	
					1

Non-supervisory Personnel					
16	14/15	12/13	7-11	1-6	Item.
					1

Allow.	
Space	Description
*	WAREHOUSE OFFICE

Building:	Ref.	Occupant	Office	Storage	Special	Supervisory Personnel	Non-supervisory Personnel	Allow. Space	Description
Building: 34	1	DOLP	140.7	0.0	0.0	16 14/15 12/13 7-11 1-6	16 14/15 12/13 7-11 1-6	1	WAREHOUSE OFFICE
	2	DOLP	124.2	0.0	0.0			1	WAREHOUSE OFFICE
Building: 43									
Building: 43	1	DOLP	94.9	0.0	0.0	16 14/15 12/13 7-11 1-6	16 14/15 12/13 7-11 1-6	1	WAREHOUSE OFFICE
	1	DOLP	94.3	0.0	0.0			1	WAREHOUSE OFFICE
Building: 53									
Building: 53	1	DOLP	216.6	0.0	0.0	16 14/15 12/13 7-11 1-6	16 14/15 12/13 7-11 1-6	1	WAREHOUSE OFFICE
	1	DOLP	216.6	0.0	0.0			1	WAREHOUSE OFFICE
Building: 44									
Building: 44	1	DOLP	296.7	0.0	0.0	16 14/15 12/13 7-11 1-6	16 14/15 12/13 7-11 1-6	2	WAREHOUSE OFFICE
	1	DOLP	183.9	0.0	0.0			1	WAREHOUSE OFFICE
Building: 55 (OFFICE IS ADJACENT BUILDING 155)									
Building: 55	1	DOLP	98.5	0.0	0.0	16 14/15 12/13 7-11 1-6	16 14/15 12/13 7-11 1-6	3	OPEN SHED OFFICE
	1	DOLP	54.0	0.0	0.0			1	OPEN SHED OFFICE
Building: 0945-3									
Building: 0945-3	1	DOLP	84.2	0.0	0.0	16 14/15 12/13 7-11 1-6	16 14/15 12/13 7-11 1-6	2	WAREHOUSE OFFICE
	1	DOLP	356.7	0.0	0.0			2	WAREHOUSE OFFICE
Building: 0935-1									
Building: 0935-1	1	DOLP	104.2	0.0	0.0	16 14/15 12/13 7-11 1-6	16 14/15 12/13 7-11 1-6	1	WAREHOUSE OFFICE
	1	DOLP	104.2	0.0	0.0			1	WAREHOUSE OFFICE
Building: 19									
Building: 19	1	DOLP	104.2	0.0	0.0	16 14/15 12/13 7-11 1-6	16 14/15 12/13 7-11 1-6	1	TRANSITORY SHELTER OFFICE
	1	DOLP	104.2	0.0	0.0			1	TRANSITORY SHELTER OFFICE

Ref.	Occupant	Office	Storage	Special	16	14/15	12/13	7-11	1-6	16	14/15	12/13	7-11	1-6	Item.	Space	Description
1	DDL	316.4	0.0	0.0					1					1	1	*	WAREHOUSE OFFICE

Building: 441

Ref.	Occupant	Square Footage			Supervisory Personnel					Non-supervisory Personnel					Item.	Allow. Space	Description
		Office	Storage	Special	16	14/15	12/13	7-11	1-6	16	14/15	12/13	7-11	1-6			
1	DDL	79.4	0.0	0.0											1	*	PORTABLE OFFICE, OUTSIDE

Building: 652

Ref.	Occupant	Square Footage			Supervisory Personnel					Non-supervisory Personnel					Item.	Allow. Space	Description
		Office	Storage	Special	16	14/15	12/13	7-11	1-6	16	14/15	12/13	7-11	1-6			
1	DDL	133.5	0.0	0.0											2	*	EXTERNAL TRAILER

Building: 7

Ref.	Occupant	Square Footage			Supervisory Personnel					Non-supervisory Personnel					Item.	Allow. Space	Description
		Office	Storage	Special	16	14/15	12/13	7-11	1-6	16	14/15	12/13	7-11	1-6			
1	DDL	349.0	0.0	0.0											1	*	LOOSE ISSUE PACKING SUPERVISOR
2	DDL	177.5	0.0	0.0											3	*	LOOSE ISSUE PACKING OFFICE

Building: 2

Ref.	Occupant	Square Footage			Supervisory Personnel					Non-supervisory Personnel					Item.	Allow. Space	Description
		Office	Storage	Special	16	14/15	12/13	7-11	1-6	16	14/15	12/13	7-11	1-6			
1	DDL	347.2	0.0	0.0													250.0 OFFICE
2	DDL	400.4	0.0	0.0													0.0 CONF ROOM, OFFICE SUITABLE
3	DDL	354.7	0.0	0.0													150.0 DEPUTY COMMANDER
4	DDL	345.6	0.0	0.0													60.0 SECRETARY/RECEPTION AREA
5	DDL	355.6	0.0	0.0	1												300.0 COMMANDER
6	DDL	4116.6	0.0	0.0													1550.0 GENERAL OFFICE AREA, SYSTEMS FURNITURE
7	DDL	329.9	0.0	0.0													150.0 OFFICE
8	DDL	1457.3	0.0	0.0													475.0 GENERAL OFFICE AREA, SYSTEMS FURNITURE
9	DDL	228.1	0.0	0.0													0.0 STORAGE ROOM, OFFICE SUITABLE
10	DDL	277.2	0.0	0.0													150.0 GENERAL OFFICE AREA, SYSTEMS FURNITURE
11	DDL	766.0	0.0	0.0													405.0 GENERAL OFFICE AREA, SYSTEMS FURNITURE
12	DDL	0.0	0.0	294.3													0.0 TRUCKERS LOUNGE, NOT OFFICE SUITABLE
13	DDL	0.0	0.0	1107.3													0.0 CONFERENCE ROOM, SPECIAL EQUIP
14	DDL	0.0	0.0	218.9													0.0 REAR PROJECTION ROOM

DDL TOTALS      28,689      0      2,379      1      0      8      14      0      0      0      0      54      78      0      8,745

ADMINISTRATIVE SPACE ASSIGNMENT AND USE SUMMARY		TO: Director, Defense Logistics Agency ATTN: MWDH Cameron Station Alexandria, VA 22314			FROM: Defense Distribution Depot Letterkenny ATTN:DDLDP-D Letterkenny, PA 17055				REPORT CONTROL SYMBOL DLA(A)949(U)			
									PERIOD BEGINNING JANUARY 01-JUN-94			
ACTIVITY Name & Organizational Element	BUILDING (Name/No. & Location)	OWN-ER-SHIP	OFFICE TYPE			STORAGE TYPE		SPECIAL TYPE		TOTAL SPACES		
			AREA(SF)	EMP. (ITIN.)	UR (SF)	AREA(SF)	EMP. (ITIN.)	AREA(SF)	EMP. (ITIN.)	AREA (SF)	EMP. & ITIN.	UR (SF)
(a)	(b)	(c)	(d)	(e)	(f)	(g)	(h)	(i)	(j)	(k)	(l)	(m)
DDLDP	SEE DETAILS	D	28,689	155 (0)	185	0	0 (0)	2,379	0 (0)	31,068	155	185
<b>TOTAL:</b>	*****	****	28,689	155 (0)	185	0	0 (0)	2,379	0 (0)	31,068	155	185

BUC 6

Page No. 1  
08/30/94

Activity: DDLP

Installation Number: 42345

FACILITY DEFICIENCIES (BMAR) DATA  
[PLFA APPROVED]

FACILITY SERIAL	PLFA	ACCOMPLISH	REPAIR	MAINTENANCE	CONSTRUCTION	DESIGN	DEMOLITION	TOTAL	REMARKS
NUMBER NUMBER	APPROVED	YEAR	COST	COST	COST	COST	COST	COST	
-----									
** Subtotal **			0	0	0	0	0	0	
*** Total ***			0	0	0	0	0	0	

*Data to be obtained from PWC report.*



Page No. 1

Activity: DDLP

Installation Number: 42345

08/30/94

FACILITY DEFICIENCIES (BMAR) DATA

[PLFA NOT APPROVED]

FACILITY SERIAL	PLFA	ACCOMPLISH	REPAIR	MAINTENANCE	CONSTRUCTION	DESIGN	DEMOLITION	TOTAL		
NUMBER	NUMBER	DESCRIPTION	APPROVED	YEAR	COST	COST	COST	COST	COST	REMARKS

*Data to be obtained from PWC report.*

INSTALLATION UTILITY/INFRASTRUCTURE DATA

GSA PROPERTY NUMBER	FACILITY NUMBER	INSTALLATION SYSTEM TYPE	SYSTEM CAPACITY	PEAK USAGE	25 %		50 %		100%		REMARKS
					UN	INCR	INCR	INCR	INCR	INCR	
42345	81320	ELECTRICAL	20,000	12.166 KVA	Y	Y	Y	Y	Y	Y	
42345		HEATING	0	0 BTU	N	N	N	N	N	N	BOILER CAPACITY NOT AVAILABLE
42345		PARKING	6,015	0 VEH	Y	Y	Y	Y	Y	Y	
42345		ROADS	0	0 EA	Y	Y	Y	Y	Y	Y	
42345		SEWER	0	0 MSD	Y	Y	Y	Y	Y	Y	CAPACITY = .508. PEAK USAGE = .33
42345		SOLID WASTE	0	0 EA	Y	Y	Y	Y	Y	Y	CONTRACTORS PICK UP WHATEVER IS HERE.
42345		WATER	1	0 MSD	Y	Y	Y	Y	Y	Y	PEAK USAGE SHOULD BE .804

EDIT Community Utility Support Data  
(Question IV.A.27)

BSA NUMBER: 42345  
SITE NAME: LETTERMANY

PLFBI DORE  
SLFBI DOLP

UTILITY SYSTEM TYPE	INCREASE POTENTIAL (Y/N)		
	25%	50%	100%
ELECTRICAL	Y	N	N
ENERGY	Y	N	N
SEWAGE DISPOSAL	Y	N	N
SOLID WASTE DISPOSAL	Y	N	N
WATER SYSTEM	Y	N	N

ELECTRICAL Y N N

*facilities, +25% = adding facilities*

COMMENTS: COMMUNITY COULD GO TO 25% INCREASE WITH EXISTING

(PS DOWN/UP to view other FACILITIES for this project)

(Press CTRL/END simultaneously to save and exit)

// IV.B.28 List the total acreage on the installation:

**ACTIVITY** Letterkenny Army Depot  
**LOCATION** Chambersburg, PA-17201-4150

(Installation/Yours)

Developed acres; 8964/425

Restricted; 8764/0

Unrestricted; 1875/1223

Total acres; 19,243/1648

Restricted Breakout: 8764 total acres - (62 acres contaminated ore storage, 5,082 acres  
Quantity Distance restrictions in Ammunition Operations, 3,620 acres boundry areas  
safety zones)

DDLP - KM

12. IV.B.29. List the acreage on the installation which could be made available for your use with the demolition of buildings that are aged as follows:

- Temporary facilities 5 years or older
- Semipermanent facilities 25 years or older
- Permanent facilities 50 years or older

All but a very few buildings at Letterkenny are older than 50 years

Acreage for each building was developed by factoring the average area per building (see attached).

BLDG	CATCODE	CATDESC1	ASGNARE	TYP	CONSTYR	BLT	ELEC	WATER	SEWER	HEAT	ACRES
00002	14133	SHIP & REC	76406	P	1943		E	W	S	H	4.42
00002	61050	ADMIN GEN PURP	12001	P	1943		E	W	S	H	0.69
00004	44110	GEN PURP WHSE	84431	P	1943		E	W	S	H	4.88
00005	14133	SHIP & REC	78790	P	1943		E	W	S	H	4.56
00005	61031	ADP BUILDING	1880	P	1943		E	W	S	H	0.11
00005	61050	ADMIN GEN PURP	10800	P	1943		E	W	S	H	0.62
00006	44130	CON HUM WHSE	49380	P	1943		E	W	S	H	2.86
00007	44130	CON HUM WHSE	90752	P	1943		E	W	X	H	5.25
00008	44130	CON HUM WHSE	91608	P	1943		E	W	X	H	5.30
00009	44130	CON HUM WHSE	90180	P	1943		E	W	X	H	5.22
00018	44110	GEN PURP WHSE	12000	P	1943		E	X	X	X	0.69
00019	44150	INFLAM MAT STHS	41705	P	1954		E	W	S	H	2.41
00025	14970	LD & UNLD DOCKS	0	P							0.00
00026	14970	LD & UNLD DOCKS	0	P							0.00
00031	44130	CON HUM WHSE	90180	P	1943		E	W	X	X	5.22
00032	44130	CON HUM WHSE	90180	P	1943		E	W	X	X	5.22
00033	44130	CON HUM WHSE	87927	P	1943		E	W	S	X	5.09
00034	44130	CON HUM WHSE	90180	P	1943		E	W	X	X	5.22
00035	14970	LD & UNLD DOCKS	0	P							0.00
00036	14970	LD & UNLD DOCKS	0	P							0.00
00041	44130	CON HUM WHSE	90180	P	1943		E	W	X	X	5.22
00042	14133	SHIP & REC	50927	P	1943		E	W	X	H	2.95
00042	44110	GEN PURP WHSE	39600	P	1943		E	W	X	H	2.29
00043	44130	CON HUM WHSE	90527	P	1943		E	W	X	H	5.24
00044	44130	CON HUM WHSE	90180	P	1943		E	W	X	X	5.22
00045	14970	LD & UNLD DOCKS	0	P							0.00
00046	14970	LD & UNLD DOCKS	0	P							0.00
00047	44130	CON HUM WHSE	65435	P	1943		E	W	S	H	3.79
00051	44130	CON HUM WHSE	83783	P	1943		E	W	S	H	4.85
00052	44130	CON HUM WHSE	90180	P	1943		E	X	X	X	5.22
00053	44130	CON HUM WHSE	40140	P	1943		E	X	X	X	2.32
00054	44110	GEN PURP WHSE	90180	P	1943		E	X	X	X	5.22
00057	21885	MNT SH GEN PURP	887	P	1943		E	W	S	H	0.05
00107	73075	PUBLIC TOILET	384	P							0.02
00108	73075	PUBLIC TOILET	384	P	1943		E	W	S	H	0.02
00201	14970	LD & UNLD DOCKS	0	P							0.00



BLDG	CATCODE	CATDESC1	ASGNARE	TYP	CONSTYR	RBLT	ELEC	WATER	SEWER	HEAT	ACRES
00842	44130	CON HUM WHSE	2377	P							0.14
00843	44130	CON HUM WHSE	2377	P							0.14
00844	44130	CON HUM WHSE	2377	P							0.14
00845	44130	CON HUM WHSE	2377	P							0.14
00846	44130	CON HUM WHSE	2377	P							0.14
00851	44130	CON HUM WHSE	2377	P							0.14
00852	44130	CON HUM WHSE	2377	P							0.14
00853	44130	CON HUM WHSE	2377	P							0.14
00854	44130	CON HUM WHSE	2377	P							0.14
00855	44130	CON HUM WHSE	2377	P							0.14
00856	44130	CON HUM WHSE	2377	P							0.14
00861	44130	CON HUM WHSE	2377	P							0.14
00863	44130	CON HUM WHSE	2377	P							0.14
00864	44130	CON HUM WHSE	2377	P							0.14
00865	44130	CON HUM WHSE	2377	P							0.14
00866	44130	CON HUM WHSE	2377	P							0.14
00871	44130	CON HUM WHSE	2377	P							0.14
00872	44130	CON HUM WHSE	2377	P							0.14
00873	44130	CON HUM WHSE	2377	P							0.14
00874	44130	CON HUM WHSE	2377	P							0.14
00875	44130	CON HUM WHSE	2377	P							0.14
00876	44130	CON HUM WHSE	2377	P							0.14
00881	44130	CON HUM WHSE	2377	P							0.14
00882	44130	CON HUM WHSE	2377	P							0.14
00883	44130	CON HUM WHSE	2377	P							0.14
00884	44130	CON HUM WHSE	2377	P							0.14
00885	44130	CON HUM WHSE	2377	P							0.14
00891	44130	CON HUM WHSE	2377	P							0.14
00892	44130	CON HUM WHSE	2377	P							0.14
00893	44130	CON HUM WHSE	2377	P							0.14
00894	44130	CON HUM WHSE	2377	P							0.14
00895	44130	CON HUM WHSE	2377	P							0.14
00901	44130	CON HUM WHSE	2377	P							0.14
00902	44130	CON HUM WHSE	2377	P							0.14
00903	44130	CON HUM WHSE	2377	P							0.14
00904	44130	CON HUM WHSE	2377	P							0.14
00911	44130	CON HUM WHSE	2377	P							0.14



BLDG	CATCODE	CATDESC1	ASGNARE	TYP	CONSTYRBLT	ELEC	WATER	SEWER	FILAT	ACRES
00912	44130	CON HUM WHSE	2377	P						0.14
00913	44130	CON HUM WHSE	2377	P						0.14
00914	44130	CON HUM WHSE	2377	P						0.14
00921	44130	CON HUM WHSE	2377	P						0.14
00922	44130	CON HUM WHSE	2377	P						0.14
00923	44130	CON HUM WHSE	2377	P						0.14
00924	44130	CON HUM WHSE	2377	P						0.14
00931	44130	CON HUM WHSE	2377	P						0.14
00932	44130	CON HUM WHSE	2377	P						0.14
00933	44130	CON HUM WHSE	2377	P						0.14
00934	44130	CON HUM WHSE	2377	P						0.14
00941	44130	CON HUM WHSE	2377	P						0.14
00942	44130	CON HUM WHSE	2377	P						0.14
00943	44130	CON HUM WHSE	2377	P						0.14
00944	44130	CON HUM WHSE	2377	P						0.14
00951	44130	CON HUM WHSE	2377	P						0.14
00953	44130	CON HUM WHSE	2377	P						0.14
00954	44130	CON HUM WHSE	2377	P						0.14
00961	44130	CON HUM WHSE	2377	P						0.14
00962	44130	CON HUM WHSE	2377	P						0.14
00963	44130	CON HUM WHSE	2377	P						0.14
00964	44130	CON HUM WHSE	2377	P						0.14
00972	44130	CON HUM WHSE	2377	P						0.14
00973	44130	CON HUM WHSE	2377	P						0.14
00974	44130	CON HUM WHSE	2377	P						0.14
00981	44130	CON HUM WHSE	2377	P						0.14
00982	44130	CON HUM WHSE	2377	P						0.14
00983	44130	CON HUM WHSE	2377	P						0.14
00984	44130	CON HUM WHSE	2377	P						0.14
00991	44130	CON HUM WHSE	2377	P						0.14
00992	44130	CON HUM WHSE	2377	P						0.14
00993	44130	CON HUM WHSE	2377	P						0.14
00994	44130	CON HUM WHSE	2377	P						0.14
01001	44130	CON HUM WHSE	2377	P						0.14
01002	44130	CON HUM WHSE	2377	P						0.14
01003	44130	CON HUM WHSE	2377	P						0.14
01004	44130	CON HUM WHSE	2377	P						0.14

BLDG	CATCODE	CATDESC1	ASGNARE	TYP	CONSTYR	BLT	ELEC	WATER	SEWER	HEAT	ACRES
01011	44130	CON HUM WHSE	2377	P							0.14
01012	44130	CON HUM WHSE	2377	P							0.14
01013	44130	CON HUM WHSE	2377	P							0.14
01014	44130	CON HUM WHSE	2377	P							0.14
01022	44130	CON HUM WHSE	2377	P							0.14
01023	44130	CON HUM WHSE	2377	P							0.14
01024	44130	CON HUM WHSE	2377	P							0.14
01032	44130	CON HUM WHSE	2377	P							0.14
01033	44130	CON HUM WHSE	2377	P							0.14
01034	44130	CON HUM WHSE	2377	P							0.14
01042	44130	CON HUM WHSE	2377	P							0.14
01043	44130	CON HUM WHSE	2377	P							0.14
01044	44130	CON HUM WHSE	2377	P							0.14
01052	44130	CON HUM WHSE	2377	P							0.14
01053	44130	CON HUM WHSE	2377	P							0.14
01054	44130	CON HUM WHSE	2377	P							0.14
01055	89050	ICE PLANT	384	P	1943		E	W	S	H	0.02
01062	44130	CON HUM WHSE	2377	P							0.14
01063	44130	CON HUM WHSE	2377	P							0.14
01064	44130	CON HUM WHSE	2377	P							0.14
01072	44130	CON HUM WHSE	2377	P							0.14
01073	44130	CON HUM WHSE	2377	P							0.14
01074	44130	CON HUM WHSE	2377	P							0.14
01082	44130	CON HUM WHSE	2377	P							0.14
01083	44130	CON HUM WHSE	2377	P							0.14
01084	44130	CON HUM WHSE	2377	P							0.14
01092	44130	CON HUM WHSE	2377	P							0.14
01093	44130	CON HUM WHSE	2377	P							0.14
01094	44130	CON HUM WHSE	2377	P							0.14
03262	44110	GEN PURP WHSE	707	P							0.04
03269	44110	GEN PURP WHSE	2377	P							0.14
03274	44110	GEN PURP WHSE	1169	P							0.07
03276	44110	GEN PURP WHSE	707	P							0.04
03277	44110	GEN PURP WHSE	707	P							0.04
03278	44110	GEN PURP WHSE	707	P							0.04
03279	44110	GEN PURP WHSE	707	P							0.04
03280	44110	GEN PURP WHSE	707	P							0.04











BLDG	CATCODE	CATDESC1	ASGNARE	TYPCONSTYRBLT	ELEC	WATER	SEWER	HEAT	ACRES
00842	44130	CON HUM WHSE	2377	P					0.14
00843	44130	CON HUM WHSE	2377	P					0.14
00844	44130	CON HUM WHSE	2377	P					0.14
00845	44130	CON HUM WHSE	2377	P					0.14
00846	44130	CON HUM WHSE	2377	P					0.14
00851	44130	CON HUM WHSE	2377	P					0.14
00852	44130	CON HUM WHSE	2377	P					0.14
00853	44130	CON HUM WHSE	2377	P					0.14
00854	44130	CON HUM WHSE	2377	P					0.14
00855	44130	CON HUM WHSE	2377	P					0.14
00856	44130	CON HUM WHSE	2377	P					0.14
00861	44130	CON HUM WHSE	2377	P					0.14
00863	44130	CON HUM WHSE	2377	P					0.14
00864	44130	CON HUM WHSE	2377	P					0.14
00865	44130	CON HUM WHSE	2377	P					0.14
00866	44130	CON HUM WHSE	2377	P					0.14
00871	44130	CON HUM WHSE	2377	P					0.14
00872	44130	CON HUM WHSE	2377	P					0.14
00873	44130	CON HUM WHSE	2377	P					0.14
00874	44130	CON HUM WHSE	2377	P					0.14
00875	44130	CON HUM WHSE	2377	P					0.14
00876	44130	CON HUM WHSE	2377	P					0.14
00881	44130	CON HUM WHSE	2377	P					0.14
00882	44130	CON HUM WHSE	2377	P					0.14
00883	44130	CON HUM WHSE	2377	P					0.14
00884	44130	CON HUM WHSE	2377	P					0.14
00885	44130	CON HUM WHSE	2377	P					0.14
00891	44130	CON HUM WHSE	2377	P					0.14
00892	44130	CON HUM WHSE	2377	P					0.14
00893	44130	CON HUM WHSE	2377	P					0.14
00894	44130	CON HUM WHSE	2377	P					0.14
00895	44130	CON HUM WHSE	2377	P					0.14
00901	44130	CON HUM WHSE	2377	P					0.14
00902	44130	CON HUM WHSE	2377	P					0.14
00903	44130	CON HUM WHSE	2377	P					0.14
00904	44130	CON HUM WHSE	2377	P					0.14
00911	44130	CON HUM WHSE	2377	P					0.14



BLDG	CATCODE	CATDESC1	ASGNARE	TYP	CONSTYR	RBLT	ELEC	WATER	SEWER	HEAT	ACRES
00912	44130	CON HUM WHSE	2377	P							0.14
00913	44130	CON HUM WHSE	2377	P							0.14
00914	44130	CON HUM WHSE	2377	P							0.14
00921	44130	CON HUM WHSE	2377	P							0.14
00922	44130	CON HUM WHSE	2377	P							0.14
00923	44130	CON HUM WHSE	2377	P							0.14
00924	44130	CON HUM WHSE	2377	P							0.14
00931	44130	CON HUM WHSE	2377	P							0.14
00932	44130	CON HUM WHSE	2377	P							0.14
00933	44130	CON HUM WHSE	2377	P							0.14
00934	44130	CON HUM WHSE	2377	P							0.14
00941	44130	CON HUM WHSE	2377	P							0.14
00942	44130	CON HUM WHSE	2377	P							0.14
00943	44130	CON HUM WHSE	2377	P							0.14
00944	44130	CON HUM WHSE	2377	P							0.14
00951	44130	CON HUM WHSE	2377	P							0.14
00953	44130	CON HUM WHSE	2377	P							0.14
00954	44130	CON HUM WHSE	2377	P							0.14
00961	44130	CON HUM WHSE	2377	P							0.14
00962	44130	CON HUM WHSE	2377	P							0.14
00963	44130	CON HUM WHSE	2377	P							0.14
00964	44130	CON HUM WHSE	2377	P							0.14
00972	44130	CON HUM WHSE	2377	P							0.14
00973	44130	CON HUM WHSE	2377	P							0.14
00974	44130	CON HUM WHSE	2377	P							0.14
00981	44130	CON HUM WHSE	2377	P							0.14
00982	44130	CON HUM WHSE	2377	P							0.14
00983	44130	CON HUM WHSE	2377	P							0.14
00984	44130	CON HUM WHSE	2377	P							0.14
00991	44130	CON HUM WHSE	2377	P							0.14
00992	44130	CON HUM WHSE	2377	P							0.14
00993	44130	CON HUM WHSE	2377	P							0.14
00994	44130	CON HUM WHSE	2377	P							0.14
01001	44130	CON HUM WHSE	2377	P							0.14
01002	44130	CON HUM WHSE	2377	P							0.14
01003	44130	CON HUM WHSE	2377	P							0.14
01004	44130	CON HUM WHSE	2377	P							0.14

BLDG	CATCODE	CATDESC1	ASGNARE	TYP	CONSTYR	RBLT	ELEC	WATER	SEWER	HEAT	ACRES
01011	44130	CON HUM WHSE	2377	P							0.14
01012	44130	CON HUM WHSE	2377	P							0.14
01013	44130	CON HUM WHSE	2377	P							0.14
01014	44130	CON HUM WHSE	2377	P							0.14
01022	44130	CON HUM WHSE	2377	P							0.14
01023	44130	CON HUM WHSE	2377	P							0.14
01024	44130	CON HUM WHSE	2377	P							0.14
01032	44130	CON HUM WHSE	2377	P							0.14
01033	44130	CON HUM WHSE	2377	P							0.14
01034	44130	CON HUM WHSE	2377	P							0.14
01042	44130	CON HUM WHSE	2377	P							0.14
01043	44130	CON HUM WHSE	2377	P							0.14
01044	44130	CON HUM WHSE	2377	P							0.14
01052	44130	CON HUM WHSE	2377	P							0.14
01053	44130	CON HUM WHSE	2377	P							0.14
01054	44130	CON HUM WHSE	2377	P							0.14
01055	89050	ICE PLANT	384	P	1943		E	W -30'	S -50'	H -6'	0.02
01062	44130	CON HUM WHSE	2377	P							0.14
01063	44130	CON HUM WHSE	2377	P							0.14
01064	44130	CON HUM WHSE	2377	P							0.14
01072	44130	CON HUM WHSE	2377	P							0.14
01073	44130	CON HUM WHSE	2377	P							0.14
01074	44130	CON HUM WHSE	2377	P							0.14
01082	44130	CON HUM WHSE	2377	P							0.14
01083	44130	CON HUM WHSE	2377	P							0.14
01084	44130	CON HUM WHSE	2377	P							0.14
01092	44130	CON HUM WHSE	2377	P							0.14
01093	44130	CON HUM WHSE	2377	P							0.14
01094	44130	CON HUM WHSE	2377	P							0.14
03262	44110	GEN PURP WHSE	707	P							0.04
03269	44110	GEN PURP WHSE	2377	P							0.14
03274	44110	GEN PURP WHSE	1169	P							0.07
03276	44110	GEN PURP WHSE	707	P							0.04
03277	44110	GEN PURP WHSE	707	P							0.04
03278	44110	GEN PURP WHSE	707	P							0.04
03279	44110	GEN PURP WHSE	707	P							0.04
03280	44110	GEN PURP WHSE	707	P							0.04



BLDG	CATCODE	CATDESC1	ASGNARE	TYP	CONSTYR	BLT	ELEC	WATER	SEWER	HEAT	ACRES
S2604	44180	OPEN WHSE FAC	14400	S							0.83
S2606	44180	OPEN WHSE FAC	14561	S							0.84
S3233	44270	GEN STOREHOUSE	7200	S	1977						0.42
S3234	44270	GEN STOREHOUSE	7200	S	1966						0.42
S3291	44180	OPEN WHSE FAC	24000	S							1.39
S3292	44180	OPEN WHSE FAC	24000	S							1.39
S3293	44180	OPEN WHSE FAC	24000	S							1.39
S3294	44180	OPEN WHSE FAC	24000	S							1.39
S3295	44180	OPEN WHSE FAC	24000	S							1.39
S3296	44180	OPEN WHSE FAC	24000	S							1.39
S3501	44180	OPEN WHSE FAC	10961	S							0.63
S3502	44180	OPEN WHSE FAC	10961	S							0.63
S3503	44180	OPEN WHSE FAC	9818	S							0.57
S3504	44180	OPEN WHSE FAC	9818	S							0.57
S3505	44180	OPEN WHSE FAC	10961	S							0.63
S3506	44180	OPEN WHSE FAC	10961	S							0.63
S3602	44180	OPEN WHSE FAC	10921	S							0.63
S3604	44180	OPEN WHSE FAC	9818	S							0.57
S3605	44180	OPEN WHSE FAC	10961	S							0.63
S3606	44180	OPEN WHSE FAC	10961	S							0.63
S3801	44180	OPEN WHSE FAC	6000	S							0.35
S3802	44180	OPEN WHSE FAC	6000	S							0.35
S4501	44180	OPEN WHSE FAC	12184	S							0.70
S4502	44180	OPEN WHSE FAC	12184	S							0.70
S4503	44180	OPEN WHSE FAC	8168	S							0.47
S4504	44180	OPEN WHSE FAC	7331	S							0.42
S4505	44180	OPEN WHSE FAC	7331	S							0.42
S4506	44180	OPEN WHSE FAC	4914	S							0.28
S4507	44180	OPEN WHSE FAC	12184	S							0.70
S4508	44180	OPEN WHSE FAC	12184	S							0.70
S4509	44180	OPEN WHSE FAC	8168	S							0.47
S4601	44180	OPEN WHSE FAC	8168	S							0.47
S4602	44180	OPEN WHSE FAC	12184	S							0.70
S4603	44180	OPEN WHSE FAC	12184	S							0.70
S4604	44180	OPEN WHSE FAC	4914	S							0.28
S4605	44180	OPEN WHSE FAC	7331	S							0.42
S4606	44180	OPEN WHSE FAC	7331	S							0.42

E - 250' X - 70'  
 E - 310' X - 20' X - 350' H - 0'  
 X - 310' X - 1



13. IV.B.30 and IV.B.30.a requires a listing of DoD or federal land known to be available, and acceptable to PLFA/SLFA, within 100 mile radius of the depot. PWC LEAD is not in a position to determine if land is acceptable to DLA. Provided, however, is a list of known DoD installations within 100 miles.

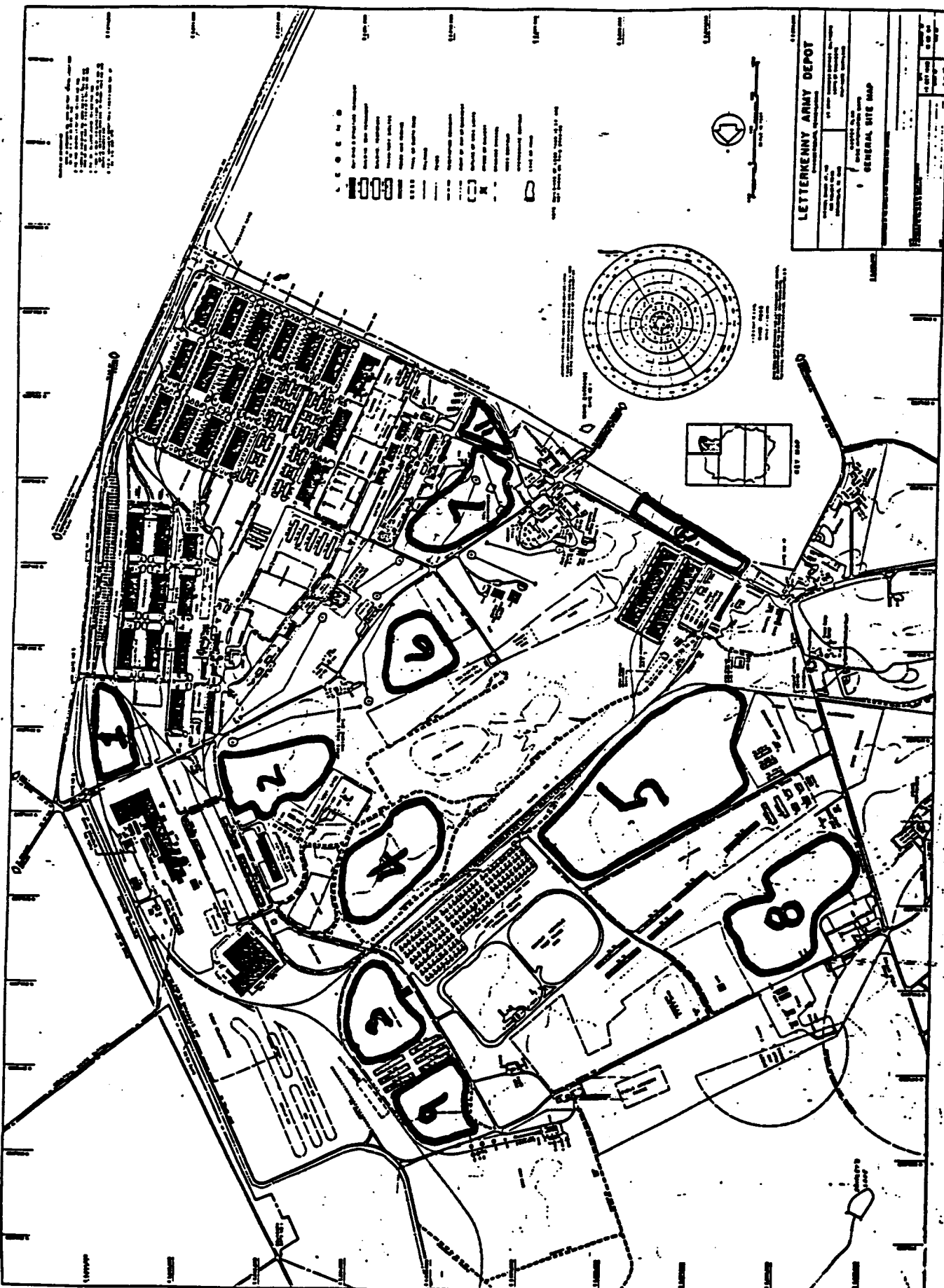
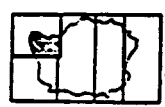
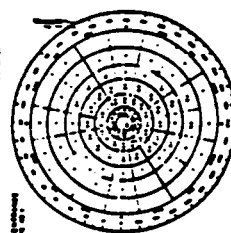
INSTALLATION	Dist.
Carlisle Barracks, PA	31
Crystal City, VA	100
Fort Detrick, MD	58
Fort Holabird, MD	87
Fort Indiantown Gap, PA	68
Fort McNair, Wash. D.C.	98
Fort Meade, MD	98
Fort Myer, VA	100
Fort Ritchie, MD	32
Martinsburg, WV	55
Mechanicsburg, PA (NSPCC)	40
New Cumberland Army Depot, PA	49
Walter Reed, Wash. D.C.	94
Washington, D.C.	98

14. IV.B.31 Available Building sites on depot - There are 1,000 plus acres of unrestricted land available for development at LEAD. The following table indicates some of the primary building sites with their associated utilities. See attached map for site location.

SITE	SIZE (ACRES)	WATER	ELECTRICAL	SEWER	STORM
		LF	LF	LF	SEWER LF
1	11	200	100	300	50
2	19	50	50	100	50
3	20	100	1000	1200	100
4	30	600	400	800	100
5	100	50	100	600	100
6	19	500	500	700	100
7	20	50	50	50	50
8	35	100	50	100	100
9	24	100	400	1800	100
10	12	200	50	100	100
11	12	50	50	50	100

<b>LETTERKENNY ARMY DEPOT</b>	
1. Name of Site	LETTERKENNY ARMY DEPOT
2. Date of Visit	
3. Name of Party	
4. Name of Officer	
5. Name of Engineer	
6. Name of Surveyor	
7. Name of Photographer	
8. Name of Interpreter	
9. Name of Translator	
10. Name of Recorder	
11. Name of Observer	
12. Name of Driver	
13. Name of Cook	
14. Name of Porter	
15. Name of Messenger	
16. Name of Interpreter	
17. Name of Translator	
18. Name of Recorder	
19. Name of Observer	
20. Name of Driver	
21. Name of Cook	
22. Name of Porter	
23. Name of Messenger	
24. Name of Interpreter	
25. Name of Translator	
26. Name of Recorder	
27. Name of Observer	
28. Name of Driver	
29. Name of Cook	
30. Name of Porter	
31. Name of Messenger	
32. Name of Interpreter	
33. Name of Translator	
34. Name of Recorder	
35. Name of Observer	
36. Name of Driver	
37. Name of Cook	
38. Name of Porter	
39. Name of Messenger	
40. Name of Interpreter	
41. Name of Translator	
42. Name of Recorder	
43. Name of Observer	
44. Name of Driver	
45. Name of Cook	
46. Name of Porter	
47. Name of Messenger	
48. Name of Interpreter	
49. Name of Translator	
50. Name of Recorder	
51. Name of Observer	
52. Name of Driver	
53. Name of Cook	
54. Name of Porter	
55. Name of Messenger	
56. Name of Interpreter	
57. Name of Translator	
58. Name of Recorder	
59. Name of Observer	
60. Name of Driver	
61. Name of Cook	
62. Name of Porter	
63. Name of Messenger	
64. Name of Interpreter	
65. Name of Translator	
66. Name of Recorder	
67. Name of Observer	
68. Name of Driver	
69. Name of Cook	
70. Name of Porter	
71. Name of Messenger	
72. Name of Interpreter	
73. Name of Translator	
74. Name of Recorder	
75. Name of Observer	
76. Name of Driver	
77. Name of Cook	
78. Name of Porter	
79. Name of Messenger	
80. Name of Interpreter	
81. Name of Translator	
82. Name of Recorder	
83. Name of Observer	
84. Name of Driver	
85. Name of Cook	
86. Name of Porter	
87. Name of Messenger	
88. Name of Interpreter	
89. Name of Translator	
90. Name of Recorder	
91. Name of Observer	
92. Name of Driver	
93. Name of Cook	
94. Name of Porter	
95. Name of Messenger	
96. Name of Interpreter	
97. Name of Translator	
98. Name of Recorder	
99. Name of Observer	
100. Name of Driver	

1. Name of Site  
 2. Date of Visit  
 3. Name of Party  
 4. Name of Officer  
 5. Name of Engineer  
 6. Name of Surveyor  
 7. Name of Photographer  
 8. Name of Interpreter  
 9. Name of Translator  
 10. Name of Recorder  
 11. Name of Observer  
 12. Name of Driver  
 13. Name of Cook  
 14. Name of Porter  
 15. Name of Messenger  
 16. Name of Interpreter  
 17. Name of Translator  
 18. Name of Recorder  
 19. Name of Observer  
 20. Name of Driver  
 21. Name of Cook  
 22. Name of Porter  
 23. Name of Messenger  
 24. Name of Interpreter  
 25. Name of Translator  
 26. Name of Recorder  
 27. Name of Observer  
 28. Name of Driver  
 29. Name of Cook  
 30. Name of Porter  
 31. Name of Messenger  
 32. Name of Interpreter  
 33. Name of Translator  
 34. Name of Recorder  
 35. Name of Observer  
 36. Name of Driver  
 37. Name of Cook  
 38. Name of Porter  
 39. Name of Messenger  
 40. Name of Interpreter  
 41. Name of Translator  
 42. Name of Recorder  
 43. Name of Observer  
 44. Name of Driver  
 45. Name of Cook  
 46. Name of Porter  
 47. Name of Messenger  
 48. Name of Interpreter  
 49. Name of Translator  
 50. Name of Recorder  
 51. Name of Observer  
 52. Name of Driver  
 53. Name of Cook  
 54. Name of Porter  
 55. Name of Messenger  
 56. Name of Interpreter  
 57. Name of Translator  
 58. Name of Recorder  
 59. Name of Observer  
 60. Name of Driver  
 61. Name of Cook  
 62. Name of Porter  
 63. Name of Messenger  
 64. Name of Interpreter  
 65. Name of Translator  
 66. Name of Recorder  
 67. Name of Observer  
 68. Name of Driver  
 69. Name of Cook  
 70. Name of Porter  
 71. Name of Messenger  
 72. Name of Interpreter  
 73. Name of Translator  
 74. Name of Recorder  
 75. Name of Observer  
 76. Name of Driver  
 77. Name of Cook  
 78. Name of Porter  
 79. Name of Messenger  
 80. Name of Interpreter  
 81. Name of Translator  
 82. Name of Recorder  
 83. Name of Observer  
 84. Name of Driver  
 85. Name of Cook  
 86. Name of Porter  
 87. Name of Messenger  
 88. Name of Interpreter  
 89. Name of Translator  
 90. Name of Recorder  
 91. Name of Observer  
 92. Name of Driver  
 93. Name of Cook  
 94. Name of Porter  
 95. Name of Messenger  
 96. Name of Interpreter  
 97. Name of Translator  
 98. Name of Recorder  
 99. Name of Observer  
 100. Name of Driver





15. IV.B.32 and IV.B.32.a

IV.B.32. Answer "NONE"

IV.B.32.a. Answer "NONE"

16. IV.B.33 Operations at LEAD have not been constrained to accommodate requests from local communities.

17. IV.B.34 There are no encroachment constraints at LEAD that impact current or future operations.

\* 18. IV.B.35 The SLFA must recommend - PWC LEAD cannot answer this question.

\* 19. IV.B.36 The Installation Cost Factor is 1.02

20. IV.B.37 No acreage was bought or sold in the past year.

21. IV.B.38 No property was bought or sold in the past year.

\* 22. IV.B.39 Answer by DLA

23. IV.B.40 See attached costs DLA O&M costs

Above responses provided by LEAD PWC.

IV.B.35 See attachment.

IV.B.36 Information source: Area Cost Factor Report for FY 95-96, dated 20 Aug 93.

IV.B.39

MILCON projects currently funded (construction in process)	Estimated Comp. Date
--	----------------------

1. Hazardous Materials Building	Aug 95
---------------------------------	--------

MILCON projects currently approved

1. Emission Control Device	Project No. FY 99-01
----------------------------	----------------------

Information Source: Region 5 year plan, Regional MILCON list by Year, as of 17 Aug 94.

<u>LOCATION</u>	<u>Distance from Depot</u>	<u>SF</u>	<u>Purchase/Lease Cost</u>	<u>Restrictions</u>
1. C.V. Warehousing & Transportation Inc., Hagerstown, MD	22 miles	122,000	\$2.75/sq. ft.	None
2. Franklin Storage Inc., Chambersburg, PA	8 miles			
3. Warehouse Merchandise- North St. Warehouse, Waynesboro, PA	18 miles	10,000	\$4.00/sq. ft.	No fire protection
4. Wolf Avenue Enterprises, LTD, Chambersburg, PA	5 miles	15,000 (Ø currently)	\$3,000/month	No fire protection
5. Commercial Industrial Realty Corp., Wormleysburg, PA	40-80 miles	90,000+	\$2.65-\$3.75/sq. ft.	None

Information Sources: Chamber of Commerce, Each individual Storage Facility, as of 31 Aug 94.

DDL P - KM

IV. B. 40

**DLA O&M COSTS (costs included in the support agreement)**

K	1,144,806.24
J	1,020,767.86
M	1,376,935.30
TOTAL \$	3,542,509.40
SF ASSIGNED	3,291,035
\$/SF	1.08

K Maintenance and repair of real property and utility systems

J Operation of utility systems

M Fire protection, custodial services, refuse collection and disposal, pest control, snow and ice removal, and engineering services

BRAC 95 - CLOSE HOLD

DLA BRAC 95 DATA CALL - PART 4

I CERTIFY THAT THE INFORMATION CONTAINED HEREIN IS ACCURATE AND COMPLETE TO THE BEST OF MY KNOWLEDGE AND BELIEF.

NAME  
TITLE  
OFFICE  
EXTENSION  
DATE

[REDACTED]  
[REDACTED]  
SDSCE - VEPM  
X 9696  
31 Aug 94

DOLP - KM



83501	44180	OPEN WHSE FAC	COV STORDEPOT	LD	DIRECTOR	10881	10881 B	SVC-FAIR	B
83502	44180	OPEN WHSE FAC	COV STORDEPOT	LD	DIRECTOR	10881	10881 B	SVC-FAIR	B
83503	44180	OPEN WHSE FAC	COV STORDEPOT	LD	DIRECTOR	9818	9818 B	SVC-FAIR	B
83504	44180	OPEN WHSE FAC	COV STORDEPOT	LD	DIRECTOR	9818	9818 B	SVC-FAIR	B
83505	44180	OPEN WHSE FAC	COV STORDEPOT	LD	DIRECTOR	10881	10881 B	SVC-FAIR	B
83506	44180	OPEN WHSE FAC	COV STORDEPOT	LD	DIRECTOR	10881	10881 B	SVC-FAIR	B
83802	44180	OPEN WHSE FAC	COV STORDEPOT	LD	DIRECTOR	10821	10821 B	SVC-FAIR	B
83804	44180	OPEN WHSE FAC	COV STORDEPOT	LD	DIRECTOR	9818	9818 B	SVC-FAIR	B
83805	44180	OPEN WHSE FAC	COV STORDEPOT	LD	DIRECTOR	10881	10881 B	SVC-FAIR	B
83806	44180	OPEN WHSE FAC	COV STORDEPOT	LD	DIRECTOR	10881	10881 B	SVC-FAIR	B
83801	44180	OPEN WHSE FAC	COV STORDEPOT	LD	DIRECTOR	6000	6000 B	SVC-FAIR	B
83802	44180	OPEN WHSE FAC	COV STORDEPOT	LD	DIRECTOR	6000	6000 B	SVC-FAIR	B
84501	44180	OPEN WHSE FAC	COV STORDEPOT	LD	DIRECTOR	12184	12184 B	SVC-FAIR	B
84502	44180	OPEN WHSE FAC	COV STORDEPOT	LD	DIRECTOR	12184	12184 B	SVC-FAIR	B
84503	44180	OPEN WHSE FAC	COV STORDEPOT	LD	DIRECTOR	8188	8188 B	SVC-FAIR	B
84504	44180	OPEN WHSE FAC	COV STORDEPOT	LD	DIRECTOR	7331	7331 B	SVC-FAIR	B
84505	44180	OPEN WHSE FAC	COV STORDEPOT	LD	DIRECTOR	7331	7331 B	SVC-FAIR	B
84506	44180	OPEN WHSE FAC	COV STORDEPOT	LD	DIRECTOR	4814	4814 B	SVC-FAIR	B
84507	44180	OPEN WHSE FAC	COV STORDEPOT	LD	DIRECTOR	12184	12184 B	SVC-FAIR	B
84508	44180	OPEN WHSE FAC	COV STORDEPOT	LD	DIRECTOR	12184	12184 B	SVC-FAIR	B
84509	44180	OPEN WHSE FAC	COV STORDEPOT	LD	DIRECTOR	8188	8188 B	SVC-FAIR	B
84501	44180	OPEN WHSE FAC	COV STORDEPOT	LD	DIRECTOR	8188	8188 B	SVC-FAIR	B
84802	44180	OPEN WHSE FAC	COV STORDEPOT	LD	DIRECTOR	12184	12184 B	SVC-FAIR	B
84803	44180	OPEN WHSE FAC	COV STORDEPOT	LD	DIRECTOR	12184	12184 B	SVC-FAIR	B
84804	44180	OPEN WHSE FAC	COV STORDEPOT	LD	DIRECTOR	4814	4814 B	SVC-FAIR	B
84805	44180	OPEN WHSE FAC	COV STORDEPOT	LD	DIRECTOR	7331	7331 B	SVC-FAIR	B
84806	44180	OPEN WHSE FAC	COV STORDEPOT	LD	DIRECTOR	7331	7331 B	SVC-FAIR	B
84807	44180	OPEN WHSE FAC	COV STORDEPOT	LD	DIRECTOR	8188	8188 B	SVC-FAIR	B
84808	44180	OPEN WHSE FAC	COV STORDEPOT	LD	DIRECTOR	12184	12184 B	SVC-FAIR	B
84809	44180	OPEN WHSE FAC	COV STORDEPOT	LD	DIRECTOR	12184	12184 B	SVC-FAIR	B
85802	44180	OPEN WHSE FAC	COV STORDEPOT	LD	DIRECTOR	14400	14400 B	SVC-FAIR	B
						838874	838874		
70020	73055	WAITING SHELTER	PERS SUPP SVC	LD	DIRECTOR	75	75 N	NON-SVC	T
70228	73055	WAITING SHELTER	PERS SUPP SVC	LD	DIRECTOR	75	75 N	NON-SVC	T
70288	73055	WAITING SHELTER	PERS SUPP SVC	LD	DIRECTOR	75	75 B	SVC-FAIR	T
70443	73055	WAITING SHELTER	PERS SUPP SVC	LD	DIRECTOR	75	75 B	SVC-FAIR	T
70501	73055	WAITING SHELTER	PERS SUPP SVC	LD	DIRECTOR	75	75 N	NON-SVC	T
72388	14131	OPS GEN PUMP	LD OP&LDOS	LD	DIRECTOR	1080	1080 B	SVC-FAIR	T
74301	73055	WAITING SHELTER	PERS SUPP SVC	LD	DIRECTOR	75	75 N	NON-SVC	T
74801	44180	OPEN WHSE FAC	COV STORDEPOT	LD	DIRECTOR	117	117 B	SVC-FAIR	T
78162	73055	WAITING SHELTER	PERS SUPP SVC	LD	DIRECTOR	75	75 N	NON-SVC	T
78401	73055	WAITING SHELTER	PERS SUPP SVC	LD	DIRECTOR	75	75 N	NON-SVC	T
						1800	1800		







6. IV.A.23.a thru IV.A.23.i. The following spread sheet provides the necessary information to answer these questions.

IV. A. 23. 2. The	City	Others	Admin.	Building	Lettering	Supply
IV. A. 23. 2. - D. Active	23 Office	occ. 23. 8	238	Spec. 23. e	Spec. 23. h. 22. i. Special	0
IV. A. 23. 2. - D. Active	23 Office	occ. 23. 8	238	Spec. 23. e	Spec. 23. h. 22. i. Special	0
ACTIVITY	Net S.F.	Emply	Admin.	Building	Lettering	Supply
DLA-DDLP *	8,908	44	0	108	0	1251
LEAD - Safety etc	1,140	13	0	0	0	0
DA - Ins. Hgt.	876	6	0	0	0	0
DLA 2 TOTAL	10,944	63	0	108	0	1251
AMC - SIMA	3,057	245	0	0	0	2,875
DLA - DSAC *	1,132	12	0	0	0	0
DLA - Def. Mfg Center	4,969	36	0	0	0	30,768
NET Switching etc	0	0	0	0	0	3,445
AMC - DESCOM	0	0	0	0	0	17,225
LEAD MWR Smoke Bar	0	0	0	0	0	855
DLA 3 TOTAL	37,150	293	0	0	0	39,878
NOTE: SIMA has 219 Auth + 26 Contractors working in DLA 3 Office						
DSAC has 12 Auth + 3 SIMA GMIT Employees doing contract work in DLA 3 Office						
Def. Mfg Center has 55 Auth + 1 Contractor working in DLA 3 Office						
DLA - DDCP *	8,411	50	0	0	0	2,080
* DLA DDLP	DLA DSAC	DLA 2 DSAC	DLA 2 TR Tube	Spec.		

DLA #

2

3

5

9. IV.A.26.a thru IV.A.26.i. responses to these questions are provided on the following spread sheet.

DLA BRAC DATA CALL FY95

SYSTEM IV.A.26.b	CAT CODE IV.A.26.a	CAPACITY IV.A.26.c	UNITS IV.A.26.d	PEAK IV.A.26.e	25% IV.A.26.f	50% IV.A.26.g	100% IV.A.26.h	COMMENTS IV.A.26.i
ELECTRICAL	81320	20000	KVA	12166			X	
HEATING	82220	N/A	BTU/DAY	N/A				
WATER	84140	1	MGD	.804			X	Boiler Capacity Not Avail
SEWER	83110	.508	MGD	.35			X	
S WASTE	83300						X	
PARKING	85215	6015	VEH				X	
ROADS	85110						X	

10. IV.A.27.a thru IV.A.27.e. The following responses were coordinated between the PWC LEAD and Borough Manager and PWC Director, Borough of Chambersburg, PA. Responses to these questions are provided as follows:

IV.A.27.a Yes electrical demand increase by 25%

IV.A.27.b Yes energy demand increase by 25%

IV.A.27.c Yes water system demand increase by 25%

~~IV.A.27.d~~ Yes sewage system demand increase by 25%

IV.A.27.e Yes solid waste demand increase by 25%

BRAC 95 - CLOSE HOLD

DLA BRAC 95 DATA CALL - PART 4

I CERTIFY THAT THE INFORMATION CONTAINED HEREIN IS ACCURATE AND COMPLETE TO THE BEST OF MY KNOWLEDGE AND BELIEF.

NAME  
TITLE  
OFFICE  
EXTENSION  
DATE


[Redacted]  
[Redacted]  
SDSLE - UETM  
29696  
31 Aug 94

DLP - KM





PART II



PART V-B  
DDL P



**DATA CALL FOR DEFENSE DISTRIBUTION DEPOTS**

**Section V**

BRAC 95 - CLOSE HOLD

Depot Name? **DDL**

(Use 4-letter abbreviation e.g. DDOU)

Ques #                      Item

Y/N

V.1. "Unique" operational facilities? **YES**

If yes, complete table below

list/describe facilities	NSF	TCF	ACF	OCF	replacement cost
PAINT BOOTH IN BLDG. 320	990	15840	15840		
WEAPONS/CLASSIFIED WHSE	43795	569335	569335	495048	
RADIOACTIVE WAREHOUSE	9072	117936	117936	99112	
RAIL FACILITIES	SEE ATTACHMENT				
SEE ATTACHMENT					

Y/N

V.2. Any "one of a kind" facilities? **YES**

V.3. Describe the facilities and explain why the "one of a kind" facilities are at your depot  
(Use a separate sheet of paper - Clearly identify the question number with your answer)

**Please Return to the Top of the Screen and Go To the RIGHT**

# Section V - DEPOT QUESTIONS (continued)

Ques #                      ITEM

V.4.      Distance in miles from depot to

rail?	miles ZERO
water?	217
surface?	ZERO
air?	SEE ATTACHMENT

V.5.      Any collected activities that directly benefit from the depot's current location?

YN

If yes, list and describe benefits

activities	benefits
LEAD MAINTENANCE	SEE ATTACHMENT

V.6.      List MAJOR depot customers within 100 miles

MAJOR customers	MAJOR customers
SEE ATTACHMENT	

V.7.      List MAJOR depot customers within 300 miles (101 to 300 miles)

MAJOR customers	MAJOR customers
SEE ATTACHMENT	

**PLEASE Go To the Top of the Screen and to the RIGHT**

# Section V - DEPOT QUESTIONS (continued)

**Ques #**                      **ITEM**

V.8.      **Require any particular type of transportation for stock movement?**

Y/N  
**YES**

If yes, list commodity & type of transportation needed

commodity	trans needed
<b>SEE ATTACHMENT</b>	

V.9.      **Distance in miles from depot to nearest**

aerial P.O.E.      <sup>miles</sup> **SEE ATTACHMENT**  
water P.O.E.      **SEE ATTACHMENT**

**PLEASE Go To the Top of the Screen and to the RIGHT**

BRAC 95 - CLOSE HOLD  
**Section V - DEPOT Questions (continued)**

Ques #	ITEM	DDLDP			
		NSF	TCF	ACF	OCF
V.10.	<b>Total covered storage capacity</b>				
V.12.	general purpose classified hazardous freeze chill shed	<b>805 QUESTION TO BE ANSWERED WHEN 805 IS APPROVED</b>			
V.11.	<b>Total NSF &amp; OCF of all open storage</b>				
V.12.	hardstand improved outside	NSF			OCF
		805 Q			805 Q
		805 Q			805 Q
V.13.	<b>Total NSF of all marshalling area</b>	805 Q			
V.14.	<b>NSF, TCF, ACF of storage space dedicated to reimburseable missions</b>				
	covered	NSF	TCF	ACF	
	uncovered	NSF	TCF	ACF	
		SEE ATTACHMENT			
		SEE ATTACHMENT			
V.15.	<b>NSF/ACF of bulk storage available</b>	NSF		ACF	
V.16.	<b>NSF/ACF bulk storage occupied</b>	NSF		ACF	
		805 Q		805 Q	
		805 Q		805 Q	
V.17.	<b># of bin locations</b>	250090			
V.18.	<b># of bin locations occupied</b>	133745			
V.19.	<b># of rack locations</b>	20972			
V.20.	<b># of rack locations occupied</b>	14878			
V.21.	<b>Current excess capacity dedicated to stow material moving from a former BRAC'd depot</b>	NSF		ACF	
		SEE ATTACHMENT			
V.22.	<b>Total thruput capacity per 8 hr day, etc.</b>		Issues	Receipts	Eaches
	bin	SEE ATTACHMENT			
	bulk				
	hazardous				
	chill				
	CCP				
	TOTAL				
V.23.	<b>Average daily thruput per 8 hr. day, etc.</b>		Issues	Receipts	Eaches
	bin	QUESTION ELIMINATED BY DLA			
	bulk				
	hazardous				
	chill				
	CCP				
	TOTAL				

DDLDP - KM



**Section V - DEPOT Questions (continued)**

<b>Ques #</b>	<b>ITEM</b>	<b>DDL P</b>					
V.24.	<b>% of total workload that supports</b>	<b>%</b>					
	collocated maintenance activity	41.6					
	other on-base customers	36.3					
	local delivery (100 miles)	<b>INCLUDED ABOVE</b>					
	all others	22.1					
V.25.	<b>Average # of daily issues</b>	<b># of issues</b>					
	bin	<b>QUESTION</b>					
	medium bulk	<b>ELIMINATED</b>					
	bulk	<b>BY DLA</b>					
	hazardous						
	PEI:						
	combat vehicles						
	trailors						
	tactical vehicles						
	small arms						
	towed artillery						
	aircraft						
other							
V.26.	<b>Project workload for FY95</b>						
		<table border="1"> <thead> <tr> <th></th> <th>lines in</th> <th>lines out</th> </tr> </thead> <tbody> <tr> <td>FY95</td> <td>168968</td> <td>306620</td> </tr> </tbody> </table>		lines in	lines out	FY95	168968
	lines in	lines out					
FY95	168968	306620					
V.27.	<b>Total # of lines shipped in FY94</b>	<b>317335</b>					
V.28.	<b>Total # of lines received in FY94</b>	<b>163437</b>					
V.29.	<b>Total # of tons shipped in FY94</b>	<b>218,625</b>					
V.30.	<b>Total # of tons received in FY94</b>	<b>188503</b>					

**PLEASE Go To the Top of the Screen and to the RIGHT**

**Section V - DEPOT Questions (continued)**

Ques #	ITEM	DDLDP										
V.31.	<b>ID each mechanized/automated warehouse system.....</b> (Answer on a separate sheet of paper, clearly ID question number)											
V.32.	<b>Capital investment programmed for new or replacement equipment for FY96-FY99</b>	<table border="1"> <thead> <tr> <th colspan="2" data-bbox="1120 363 1273 385">capital investment</th> </tr> </thead> <tbody> <tr> <td data-bbox="954 391 1020 423">FY96</td> <td data-bbox="1252 391 1362 423"><b>\$533,000</b></td> </tr> <tr> <td data-bbox="954 427 1020 459">FY97</td> <td data-bbox="1252 427 1362 459"><b>\$110,000</b></td> </tr> <tr> <td data-bbox="954 463 1020 495">FY98</td> <td data-bbox="1235 463 1362 495"><b>\$2,296,000</b></td> </tr> <tr> <td data-bbox="954 500 1020 532">FY99</td> <td data-bbox="1252 500 1362 532"><b>\$210,000</b></td> </tr> </tbody> </table>	capital investment		FY96	<b>\$533,000</b>	FY97	<b>\$110,000</b>	FY98	<b>\$2,296,000</b>	FY99	<b>\$210,000</b>
capital investment												
FY96	<b>\$533,000</b>											
FY97	<b>\$110,000</b>											
FY98	<b>\$2,296,000</b>											
FY99	<b>\$210,000</b>											
V.33.	<b>Any unique ADP systems which must be maintained after DSS deployed?</b>	<table border="1"> <thead> <tr> <th data-bbox="893 597 926 619">Y/N</th> </tr> </thead> <tbody> <tr> <td data-bbox="799 625 1025 661"><b>SEE ATTACHMENT</b></td> </tr> </tbody> </table>	Y/N	<b>SEE ATTACHMENT</b>								
Y/N												
<b>SEE ATTACHMENT</b>												
	If yes, ID by Name	<table border="1"> <thead> <tr> <th data-bbox="1136 668 1252 689">system name</th> </tr> </thead> <tbody> <tr><td> </td></tr> <tr><td> </td></tr> <tr><td> </td></tr> <tr><td> </td></tr> </tbody> </table>	system name									
system name												
V.34.	<b>Total tons of mission equipment</b> <b>Total tons of support equipment</b>	<table border="1"> <tbody> <tr> <td data-bbox="799 863 921 895"><b>4,233 Ton</b></td> </tr> <tr> <td data-bbox="822 900 921 927"><b>164 Ton</b></td> </tr> </tbody> </table>	<b>4,233 Ton</b>	<b>164 Ton</b>								
<b>4,233 Ton</b>												
<b>164 Ton</b>												
V.35.	<b>Total # of light military vehicles</b> <b>Total # of heavy/special vehicles</b>	<table border="1"> <tbody> <tr> <td data-bbox="997 959 1020 991"><b>5</b></td> </tr> <tr> <td data-bbox="971 995 1020 1023"><b>209</b></td> </tr> </tbody> </table>	<b>5</b>	<b>209</b>								
<b>5</b>												
<b>209</b>												
V.36.	<b>GSF of storage space for vehicles</b> (shelters & trailers included)	<table border="1"> <thead> <tr> <th colspan="2" data-bbox="888 1140 926 1161">GSF</th> </tr> </thead> <tbody> <tr> <td data-bbox="690 1166 783 1198">covered</td> <td data-bbox="799 1166 1025 1198"><b>SEE ATTACHMENT</b></td> </tr> <tr> <td data-bbox="667 1202 783 1234">uncovered</td> <td data-bbox="799 1202 1020 1234"> </td> </tr> </tbody> </table>	GSF		covered	<b>SEE ATTACHMENT</b>	uncovered					
GSF												
covered	<b>SEE ATTACHMENT</b>											
uncovered												

**PLEASE Go To the Top of the Screen and to the RIGHT**

BRAC 95 - CLOSE HOLD  
**Section V - DEPOT Questions (continued)**

<b>Ques #</b>	<b>ITEM</b>	<b>DDLDP</b>
---------------	-------------	--------------

V.37. **Describe any unique missions accomplished by your depot**  
 (Answer on a separate sheet of paper, clearly ID question number)

V.38. **Unique war-time or contingency over & above role established in C.O.O.P.** Y/N

If yes, identify

ID role
<b>SEE ATTACHMENT</b>

V.39. **List reimburseable missions & total # of paid equiv performing reimburseable mission work**

paid equiv	missions
	Humanitarian Support
	End Items
	Center Directed Work
	Special Projects
	UMFP
	Reimb PPP&M & COSIS
	Support to Others

V.41. **Support to non-DoD customers?** Y/N  
 If yes, list/describe & provide manhours & \$

customers/description	manhours	\$
<b>SEE ATTACHMENT</b>		

V.42. **Is mission essential to DoD?** Y/N

V.43. **Does any other non-DLA activity perform same mission?** Y/N

**PLEASE Go To the Top of the Screen and to the RIGHT**

# Section V - DEPOT Questions (continued)

Ques	ITEM	DDL	DDL	DDL	
V.44.	MILCON funded or in process that increases storage capacity? If yes, ID # of NSF,TCF,ACF	Y/N	NSF	TCF	ACF
		YES	SEE ATTACHMENT		

V.45. MILCON funded or in process that increases thrupt capacity?

Y/N

NO

If yes, describe & explain how much on a separate sheet (Clearly ID question #)

V.46. Capability to expand in cube?

Y/N

NO

If yes, provide method & TCF,ACF

method	TCF	ACF

V.47. Maximum surge capabilities

	lines in	lines out
bin	WAITING FOR	
bulk	GUIDANCE FROM DLA	
hazardous		
chill		
CCP		
TOTAL		

V.48. Max thrupt capacity avail to accomodate contingency mobilization? (w/ 2nd shift)

	lines in	lines out
bin	WAITING FOR	
bulk	GUIDANCE FROM DLA	
hazardous		
chill		
CCP		
TOTAL		

PLEASE Go To the Top of the Screen and to the RIGHT

## Section V - DEPOT Questions (continued)

**Ques**                      **ITEM**

V.49. Ops constrained to accommodate requests of local communities? Y/N  
 NO   
 If yes, describe & explain how much on a separate sheet  
 (Clearly ID question #)

V.50. ID leased space from a private contractor/ company

location/purpose/type	SF	CF	ACF	OCF	cost	exp.date
NOT APPLICABLE						

**PLEASE Go To the Top of the Screen and to the RIGHT**

## Section V - DEPOT Questions (continued)

Ques #

ITEM

DDL

V.51. If unique ADP systems must be maintained, provide annual costs to maintain (by system)

system name	cost
SEE ATTACHMENT	

V.52. Cost for bulk movement of mission stock per ton per 1000 miles

# of tons	cost
PER 1 MILE	\$0.24

V.53. Packaging/packing costs per ton for bulk movement of assets

# of tons	cost
SEE ATTACHMENT	

END OF AUTOMATED PORTION OF SECTION V.

BRAC 95 - CLOSE HOLD

CLARIFICATION AND SOURCES FOR SECTION V

V.B.1

DDLDP HAS SEVERAL UNIQUE OPERATIONAL FACILITIES, AS LISTED BELOW:

1. BUILDING 320, VEHICLE PROCESSING FACILITY

A. THIS BUILDING IS EQUIPPED WITH A TOW/DRAW LINE WHICH ALLOWS A VEHICLE TO BE MOVED FROM ONE END, THROUGH PROCESSING, PAINT AND MECHANICAL SECTIONS, WITHOUT FIRING UP THE VEHICLE.

B. THIS BUILDING IS ALSO EQUIPPED WITH ONE OF THE LARGEST PAINT BOOTHS IN THE DEPARTMENT OF DEFENSE WHICH CAN ACCOMMODATE ALL WHEELED AND TRACKED VEHICLES MANAGED BY THE ARMY. (I.E. HEMTT'S WITH MOUNTED PATRIOT ANTENNAS)

C. BUILDING 320 HAS:                   —       61992 N.S.F.

61992 N.S.F. IS GROSS LESS 4403 SQ. FT. OF OFFICE SPACE. BUILDING 320 IS ALL SUPPORT SPACE, THERE IS NO STORAGE IN BUILDING 320. HEIGHT OF BLDG. IS 20 FT.

THE PAINT BOOTH HAS:               —       990 N.S.F.  
  15840 T.C.F.  
  15840 A.C.F.  
  0 O.C.F.

INFORMATION SOURCE: WAREHOUSING DIVISION II DIVISION CHIEF, 805 REPORT.

2. WEAPONS AND CLASSIFIED BUILDING

THIS STORAGE BUILDING IS EQUIPPED WITH AN INTRUSION DETECTION SYSTEM(IDS)

THIS BUILDING HAS:                   43795 N.S.F.  
  569335 T.C.F.  
  569335 A.C.F.  
  495048 O.C.F.

DDLDP IS CURRENTLY IN THE PROCESS OF EXPANDING CLASSIFIED STORAGE CAPABILITY. BUILDING 52 IS BEING CONVERTED TO A CLASSIFIED WAREHOUSE, WHICH WILL INCREASE CLASSIFIED STORAGE BY 49509 N.S.F. AND 643617 T.C.F.

INFORMATION SOURCE: 805 REPORT, WORK ORDERS.

3. RADIOACTIVE STORAGE

DDLDP ALSO HAS A RADIOACTIVE STORAGE SITE - WAREHOUSE 441. THIS BUILDING IS EQUIPPED WITH TRITIUM MONITORS TO ALERT PERSONNEL OF LEAKS OR DANGEROUS LEVELS OF RADIATION.

THIS BUILDING HAS:                   9072 N.S.F.  
  117936 T.C.F.  
  117936 A.C.F.  
  99112 O.C.F.

INFORMATION SYSTEM: 805 REPORT.

DDLDP - KM

**4. RAIL FACILITIES**

LEAD'S RAIL SYSTEM CONSISTS OF 54 MILES OF TRACK - 36 OF WHICH ARE LOCATED WITHIN DDLP'S WORK AREAS. ALL STORAGE, RECEIVING, AND SHIPPING WAREHOUSES AT DDLP ARE EQUIPPED WITH RAILHEADS FOR LOADING AND UNLOADING. THE RAILHEAD AT DOCK 2, THE VEHICLE AND ARTILLERY SHIPPING SITE IS EQUIPPED WITH TWO (2) 40 TON MOBILE CRANES FOR LOADING/OFF-LOADING OF TRACKED AND WHEELED VEHICLES.

INFORMATION SOURCE: [REDACTED], LEAD AMMUNITION DIVISION, DSN 570-8401.

**V.B.2**

ONE OF A KIND FACILITIES - YES  
SEE V.B.3 FOR FURTHER DETAILS.

**V.B.3.**

TO DDLP'S KNOWLEDGE, THE LARGE PAINT BOOTH LOCATED IN BUILDING 320 COULD BE CONSIDERED ONE OF A KIND. IT WAS DESIGNED TO ACCOMMODATE ALL TRACKED AND WHEELED VEHICLES MANAGED BY THE ARMY FOR THE APPLICATION OF CHEMICAL AGENT RESISTANT COATING (CARC) PAINT, I.E. THE HEMTT WITH PATRIOT RADAR MOUNTED. THE PAINT BOOTH IS APPROXIMATELY 45 FT. IN LENGTH, BY 22 FT. WIDE AND 16 FT. HIGH. DDLP HAS THIS FACILITY BECAUSE OF BEING COLLOCATED WITH LEAD MAINTENANCE - DDLP HISTORICALLY HAS FINISHED MAINTENANCE PROGRAM VEHICLES. ALSO, DDLP HAS DONE MANY PATRIOT FIELDINGS. UNDER THE ARMY, 320 WAS A CARE AND PRESERVATION BUILDING - WITH CARE AND PRESERVATION BEING A SUPPLY FUNCTION. AFTER TRANSITIONING TO DLA, THE DETERMINATION WAS MADE THAT CARE OF SUPPLIES IN STORAGE - COSIS - SHOULD CONTINUE TO BE A SUPPLY FUNCTION.

INFORMATION SOURCE: WAREHOUSING DIVISION II DIVISION CHIEF.

THE WEAPONS/CLASSIFIED STORAGE FACILITY IS LOCATED AT DDLP BECAUSE UNDER THE ARMY, DDLP HAD THE MISSION OF STORING WEAPONS AND CLASSIFIED MATERIAL. THIS MISSION HAS CONTINUED SINCE THE TRANSITION TO DLA.

INFORMATION SOURCE: ARMY 10-2, DLA 5810.1

THE RADIOACTIVE STORAGE FACILITY AT DDLP IS HERE BECAUSE OF THE NECESSITY OF STORING RADIOACTIVE MATERIAL FOR LEAD MAINTENANCE USE.

INFORMATION SOURCE: MANUAL WAREHOUSE ISSUE RECORDS.

THE RAIL SYSTEM IS LOCATED HERE BECAUSE OF HISTORICAL USAGE OF RAIL FOR SHIPMENT OF LARGE ITEMS SUCH AS VEHICLES. DDLP CONTINUES TO USE RAIL FOR BOTH RECEIPT AND SHIPMENT OF VEHICLES.

INFORMATION SOURCE: [REDACTED], LEAD AMMUNITION DIVISION, DSN 570-8401.



14L071	99722	BRAC-Rewhag from Bldg 426	\$100,000.00	\$7,018.12	04L004	MISC	S,T
14L075	369023000	DEMIL Secondary Items	\$20,254.00	(\$2,970.03)		AMCCOM	S,XQ
14L076	376013000	SUPPORT TO MIPA-C	\$4,400.00	\$1,126.15	13L076	MISC	T
14L077	369043000	SENS Fielding 146th	\$45,222.60	\$28,619.20		CECOM	all
14L078	369043000	SENS Fielding 35th	\$49,539.83	\$40,498.57		CECOM	ALL
14L079	369043000	SENS Fielding 319th	\$52,194.75	\$52,053.72		CECOM	all
14L081	376013000	Upgrade 2 HMMV's/CCG to CCA	\$823.98	\$823.98		TACOM	S,XQ,T
14L082	376013000	Pkg two craft Kits	\$3,000.00	\$1,962.05		MISC	S,XQ,T
14L083	367613000	STG & Maint of 414 EA H1097 HMMV	\$130,131.90	\$129,825.52	Cost Estimate #212	MICOM	U,XQ,S
14L084	368013000	PP&H above level "C" and Special Inspec	\$40,000.00	\$5,816.25	12L049	MICOM	S,E,XQ
14L085	376023000	PC&H to level A - 210 Trans	\$51,240.00	\$51,099.42	Cost Est. (#976102)	LEAD	S
14L086	376013000	Patriot - Painting H931A2 Trucks	\$28,861.38	\$3,098.67	Cost estimate (#237)	MICOM	U,S,XQ,SS
14L087	376013000	Patriot - Painting H931A2 Trucks	\$4,760.23	\$2,056.35	Cost Estimate (#237)	MICOM	U,S,XQ,SS
14L088	376013000	Patriot - Painting H931A2 Trucks	\$28,561.38	\$7,409.75	Cost estimate (#237)	MICOM	U,S,XQ,SS
14L089	376013000	Patriot - Painting H931A2 Trucks	\$9,520.46	\$2,836.81	Cost estimate (#237)	MICOM	U,S,XQ,SS
14L090	376013000	PC&H of HQ DESCOM EQUIP- Bill Walker	\$40,000.00	\$38,842.37	none	AMCCOM	S,T
14L091	376023000	PC&H for Prog Sec Mgr - A. Shope only	\$100,000.00	\$100,000.00		LEAD	V (only)
14L092	376013000	FAASV Service	\$6,525.00	\$6,294.08	Cost Estimate (#250)	TACOM	S
14L093	376013000	FAASV H992	\$8,409.50	\$8,409.50	Cost Estimate (#250)	TACOM	S
14L094	369023000	DEMIL 144,364 kits NSN6910-01101-1768	\$157,050.00	\$92,693.22		AMCCOM	SH
14L097	376013000	Test Firing H109A2 Howitzer	\$32,415.00	\$32,331.03	Cost estimate #241	376013000	U
14L100	376013000	COSIS of 2ndary items - GHB	\$1,360.00	\$1,360.00		MISC	
14L101	369043000	Paint 2 1/2 ton trucks	\$8,106.60	\$2,274.63	Cost estimate #263	MISC	U,SS
14L103	36902	Demil weapons and Parts, Just Cause	\$272,193.00	\$225,157.13		MISC	S,T,XQ
14L104	37601	PC&H in Support of Maint-D1478857D1HP	\$5,000.00	\$4,992.84	13L084,NAVAIR,AL Toll	MICOM	all
14L105	37601	PC&H HAWK	\$485.70	\$346.51	Cost estimate #272	MICOM	V,S
14L106	376013000	Dispy NSN 1040-99-965-8029	\$2,200.00	\$2,200.00	Cost Estimate #267	AMCCOM	S

*KM*

14L107	376013000	SPT for FMS Case TW-B-YRR	\$31,104.00	\$31,104.00		MICOM	V, S
14L108	376023000	Prep Of Frames & Skids For Shipment to CA	\$310.00	\$310.00		LEAD	T, S
14L111	368013000	DGSC-Overpack of Haz Mat	\$14,500.00	\$14,500.00	04L020, CE #286	MISC	SH
14L112	376023000	Bldg 320 Support to Maint Veh Movement	\$108,000.00	\$108,000.00	CL#225	LEAD	U
14L113	376023000	Preserv. & Pkg of M578, M109A2/A3 & BII	\$183,973.50	\$183,973.50	Cost Estimate #277	LEAD	U, S, IQ
14L114	36902	DENIL 676 M6 Gas Particulate Filter Un.	\$91,716.97	\$91,716.97	Cost Estimate #288	AMCOM	S, IQ
14L115	376023000	Issue, Pkg, assets to China Lake	\$7,380.76	\$7,380.76	Cost estimate #255	LEAD	S, T, V, U, IQ

CLOSED JCN'S

14L070

14L080

14L096

14L102

14L018

14L300 thru 14L322 (Use cost code 99721) PROJECT CODES HAVE BEEN IDENTIFIED TO ALL DIVISIONS FOR MISSILE SYSTEMS.

DDL - KM

KP

Please notice Rowanda  $\Phi$  numbers, Project 04094  
 also Haiti -  $\Phi$ 4HATL - Project code 9

BRAC 95 - CLOSE HOLD

FY94 DDLP JOB ORDER NUMBERS  
 NON REIMBURSABLE

<u>JON</u>	<u>COSTCODE</u>	<u>JOB ORDER DESCRIPTION</u>	<u>OLD JON</u>	CF
04L001	37601	STOCKPILE - COMPLETION OF NICKLE PROJECT	13L023	
04L005	AS ASSGN	SNOW REMOVAL		
04L006	AS ASSGN	SHIPMT OF ROAD SALT FOR FEMA		
04L012	AS ASSGN	DESERT STORM - MAJOR ITEM SUPPORT	03L012	X
04L013	37601	CANADA ZMQ (AMCCOM)		X
04L014	37601	SAUDI ARABIA WEW (AMCCOM)		X
04L015	37601	SPAIN VGJ (MICOM)		
04L016	37601	ISRAEL X4E (MICOM)		
04L017	37601	KOREA YAF (MICOM)		
04L018	37601	JORDAN VOF (MICOM)		
04L019	35301	REWAREHOUSING OF HAZ MATERIAL		
04L022	37601	STOCKPILE - BANDING/WEIGHING/OUTLOADING OF LEAD (PROJECT TO START APPROX. 8/22/94)		
04L062	35301	DLA SPECIAL GAO VISIT/CLEANUP (REWAREHOUSING ONLY)	03L062	
04L095	32201/ 32101 35801 (TV ONLY)	FIELD RETURNS - DIVERSION FROM DDRE/DDSP ONLY	03L095	
04L200	37602	STORAGE OPERATIONS - ISSA (11M ONLY)	E, S, U, V, T	
04L201	37602	INTRADEPOT MOVES - ISSA (11M ONLY)	S	

DDL - KM

04L202	37601	INTRADEPOT MOVES - ISSA (ISA ONLY)	E, T
04L203	37601	HANDLING CO-LOCATED STOCK - ISSA (ISA ONLY)	E
04L204	37601	OUT OF ORDINARY RECEIPT PROCESSING - ISSA (ISA ONLY)	E
04L205	37601	RECEIPT INSPECTION - DISCREPANCY - ISSA (ISA ONLY)	Q
04L206	37601	RECEIPT PROCESSING DIRECT DELIVERY MATERIAL - ISSA (ISA ONLY)	E
04L208	37601	PPP&M SHOP EQUIP - TURN IN - ISSA (ISA ONLY)	T
04L209	37601	SPECIAL INVENTORIES - QUALITY SUPPORT ISSA - (ISA ONLY)	S, V, Q
04L210	37602	SPECIAL INVENTORIES - QUALITY SUPPORT ISSA - (11M ONLY)	Q
04L211	37601	PACKING, CRATING & HANDLING - ISSA (ISA ONLY)	T
04L212	37602	PACKING, CRATING & HANDLING - ISSA (11M ONLY)	T
04L213	37601	PACKING, CRATING & HANDLING - ISSA (OFF-LINE/DEPOT ONLY)	E,S,Q,T
04L214	37601	TRANSPORTATION SUPPORT - ISSA (ISA ONLY)	T
04L215	37602	TRANSPORTATION SUPPORT - ISSA (11M ONLY)	T
04L216	37601	TRANSPORTATION SUPPORT - ISSA (OFF-LINE ONLY)	T
04L217	37601	TRANSPORTATION SUPPORT - ISSA (TRAVEL ORDER/PASSPORT PROCESSING)	T
04L218	37601	EQUIPMENT (CRANE) OPERATIONS - ISSA	U

NOTE: ISSA - INTERSERVICE SUPPORT AGREEMENT

BRAC 95 - CLOSE HOLD

04TRVL	AS ASSGN	JOB ORDER TO BE USED ON TRAVEL ORDERS	03TRVL
04BRAC	AS ASSGN	BASE REALIGNMENT AND CLOSURE	03BRAC
✓0409DE	AS ASSGN	SUPPORT TO RWANDA OPERATIONS	
04DRUG.	AS ASSGN	DRUG TESTING	03DRUG
04IMPL	99722	BRAC IMPLEMENTATION SUPPORT	
04IRAN	AS ASSGN	STATE DEPARTMENT REQUEST FOR DATA - IRAN FMS	
04BTRV	99721	BRAC RELATED TRAVEL	
✓04RWAN	AS ASSGN	PEACEKEEPING - PROJECT CODE F2K	
04HATI	AS ASSGN	HAITI - PROJECT CODE 9DG	

**NFFE WG UNION**

04L601 GRIEVANCE/ARBITRATION/COMPLAINTS - UNION REP.  
04L602 GRIEVANCE/ARBITRATION/COMPLAINTS - EMP. REP.  
04L603 BASIC RENEG. OR REOPENER NEG.  
04L604 MID-TERM NEG.  
04L605 ON-GOING LABOR MANAGEMENT RELATIONS  
04L606 FILING GRIEVANCES  
04L607 HOURS BANK (INVESTIGATION AND/OR PREP. OF  
GRIEVANCE/ARBITRATION, ETC)

**NFFE GS UNION**

04L701 GRIEVANCE/ARBITRATION/COMPLAINTS - UNION REP.  
04L702 GRIEVANCE/ARBITRATION/COMPLAINTS - EMP. REP.  
04L703 BASIC RENEG. OR REOPENER NEG.  
04L704 MID-TERM NEG.  
04L705 ON-GOING LABOR MANAGEMENT RELATIONS  
04L706 FILING GRIEVANCES  
04L707 HOURS BANK (INVESTIGATION AND/OR PREP. OF  
GRIEVANCE/ARBITRATION, ETC.)

**EEO DUTIES**

04L801 EEO COUNSELOR  
04L802 EEO/FPW MEETINGS  
04L803 EEO COMPLAINTS

BRAC 95 - CLOSE HOLD

V.B.44

DDLDP'S MILCON PROJECT THAT IS CURRENTLY IN PROCESS THAT WILL INCREASE STORAGE CAPACITY WILL BE THE HAZARDOUS MATERIALS BUILDING.

HAZARDOUS STORAGE WAREHOUSE:

19955 N.S.F.  
741599 T.C.F.  
281614 A.C.F.

RADIOACTIVE WASTE BUILDING:

1058 N.S.F.  
33354 T.C.F.  
16752 A.C.F.

INFORMATION SOURCE: HAZARDOUS MATERIAL FLOOR PLAN, FROM PROPOSED FLOOR PLAN LAYOUT, AS OF 1 SEP 94.

V.B.45

ALTHOUGH DDLDP CURRENTLY HAS MILCON PROJECTS THAT ARE FUNDED OR IN PROCESS, THERE ARE NO MILCON PROJECTS WHICH WILL INCREASE DDLDP'S THRUPUT CAPACITY.

INFORMATION SOURCE: DDRE 5 YEAR PLAN, REGIONAL MILCON LIST

V.B.46

DDLDP DOES NOT HAVE THE CAPABILITY TO EXPAND IN CUBE.

INFORMATION SOURCE: DDLDP STORAGE SPECIALIST.

V.B.47

WAITING FOR GUIDANCE FROM DLA.

V.B.48

WAITING FOR GUIDANCE FROM DLA.

**BRAC 95 - CLOSE HOLD**

**V.B.49**

**INFORMATION SOURCE: DEPARTMENT OF PUBLIC WORKS ENVIRONMENTAL  
MANAGEMENT DIVISION, ENVIRONMENTAL COMPLIANCE BRANCH, DOUG WARNOCK.**

**V.B.50**

**NOT APPLICABLE TO DDLP AS CONVEYED IN DLA BRAC MEETINGS.**

**DDLP - KM**



BRAC 95 - CLOSE HOLD

V.B.51

SUPPLY INFORMIX MINI-COMPUTER ON-LINE DATABASE FUNDING COSTS ARE INCLUDED IN THE ADP PORTION OF THE ISSA BETWEEN LEAD AND DDLP. NO DETAILED COST BREAKOUT EXISTS. SPECIFIC CHARGES TO DDLP ASSOCIATED WITH THE SPERRY USAGE ARE AS FOLLOWS:

INFORMIX SOFTWARE COSTS:	\$3615/PER YEAR
MAINTENANCE HARDWARE COSTS	\$8292/PER YEAR
SPERRY DATABASE PROGRAMMING	\$381

INFORMATION SOURCE: [REDACTED] LEAD, SDSLE-DR, RESOURCES/ LOGISTICS AND PLANS DIVISION.

V.B.52

INFORMATION SOURCE: DEFENSE DISTRIBUTION DEPOT LETTERKENNY FREIGHT TRAFFIC REPORT, FOR PERIOD ENDING 1 JUL 94.

V.B.53

COST FOR MOVEMENT OF SECONDARY ITEMS PER TON: \$377.98 PER TON

INFORMATION SOURCE: EQUATION PROVIDED BY DDRE, 7TH Q&A SUMMARY, M18 RECEIPTS AND ISSUES REPORT, TONNAGE REPORT.

COST FOR MOVEMENT OF MAJOR ITEMS PER TON: \$86.26 PER TON

INFORMATION SOURCE: EQUATION PROVIDED BY DDRE, 29 AUG 94, COSTS PROVIDED BY DDRE FROM DDRE 48 REPORT, TONNAGE REPORT, RECEIPTS AND ISSUES PRODUCTION REPORT.

DDL P KM

V.B.51 DDRE-Z deferred response to HQ BRAC Office for coordination with HQ DDSC/DSS Implementation Office.

BRAC 95 - CLOSE HOLD

DDL P RESPONSE TO DATA CALL - PART V

MISSION UNIQUE DATA CALL

V.A.1 THRU V.A.9 TO BE ANSWERED BY DDRE.

V.A.10,11,12 TO BE ANSWERED BY DDRE ON BEHALF OF EACH DEPOT. DDL P WILL REVIEW AND CONCUR OR REQUEST CHANGES.

V.A. 13 THRU V.A.17 TO BE ANSWERED BY DDRE.

V.B.1 ANSWER ATTACHED.

V.B.2 ANSWER ATTACHED.

V.B.3 ANSWER ATTACHED.

V.B.4 ANSWER ATTACHED.

V.B.5 ANSWER ATTACHED.

V.B.6 ANSWER ATTACHED.

V.B.7 ANSWER ATTACHED.

V.B.8 ANSWER ATTACHED.

V.B.9 ANSWER ATTACHED.

V.B.10 QUESTION WILL BE ANSWERED WHEN 805 REPORT IS APPROVED.

V.B.11 QUESTION WILL BE ANSWERED WHEN 805 REPORT IS APPROVED.

V.B.12 QUESTION WILL BE ANSWERED WHEN 805 REPORT IS APPROVED.

V.B.13 QUESTION WILL BE ANSWERED WHEN 805 REPORT IS APPROVED.

V.B.14 ANSWER ATTACHED.

V.B.15 QUESTION WILL BE ANSWERED WHEN 805 REPORT IS APPROVED.

V.B.16 QUESTION WILL BE ANSWERED WHEN 805 REPORT IS APPROVED.

V.B.17 QUESTION WILL BE ANSWERED WHEN 805 REPORT IS APPROVED.

V.B.18 QUESTION WILL BE ANSWERED WHEN 805 REPORT IS APPROVED.

V.B.19 QUESTION WILL BE ANSWERED WHEN 805 REPORT IS APPROVED.

V.B.20 QUESTION WILL BE ANSWERED WHEN 805 REPORT IS APPROVED.

V.B.21 ANSWER ATTACHED.

DDL P - KM

V.B.22 ANSWER ATTACHED.

V.B.23 QUESTION ELIMINATED BY DLA.

V.B.24 ANSWER ATTACHED.

V.B.25 QUESTION ELIMINATED BY DLA.

V.B.26 TO BE ANSWERED BY DDRE.

V.B.27 TO BE ANSWERED BY DDRE. DDLP HAS PROVIDED A RESPONSE TO COMPARE WITH DDRE RESPONSE.

V.B.28 TO BE ANSWERED BY DDRE. DDLP HAS PROVIDED A RESPONSE TO COMPARE WITH DDRE RESPONSE.

V.B.29 TO BE ANSWERED BY DDRE. DDLP HAS PROVIDED A RESPONSE TO COMPARE WITH DDRE RESPONSE.

V.B.30 TO BE ANSWERED BY DDRE. DDLP HAS PROVIDED A RESPONSE TO COMPARE WITH DDRE RESPONSE.

V.B.31 ANSWER ATTACHED.

V.B.32 TO BE ANSWERED BY DDRE. DDLP HAS PROVIDED A RESPONSE TO COMPARE WITH DDRE RESPONSE.

V.B.33 TO BE ANSWERED BY DDRE. DDLP HAS PROVIDED A RESPONSE TO COMPARE WITH DDRE RESPONSE.

V.B.34 ANSWER ATTACHED.

V.B.35 TO BE ANSWERED BY DDRE. DDLP HAS PROVIDED A RESPONSE TO COMPARE WITH DDRE RESPONSE.

V.B.36 ANSWER ATTACHED.

V.B.37 ANSWER ATTACHED.

V.B.38 ANSWER ATTACHED.

V.B.39 TO BE ANSWERED BY DDRE. DDLP HAS PROVIDED A RESPONSE TO COMPARE WITH DDRE RESPONSE.

V.B.40 QUESTION ELIMINATED BY DLA.

V.B.41 ANSWER ATTACHED.

V.B.42 ANSWER ATTACHED.

V.B. 43 ANSWER ATTACHED.

BRAC 95 - CLOSE HOLD

V.B.44 ANSWER ATTACHED.

V.B.45 ANSWER ATTACHED.

V.B.46 ANSWER ATTACHED.

V.B.47 WAITING FOR GUIDANCE FROM DDRE.

V.B.48 WAITING FOR GUIDANCE FROM DDRE.

V.B.49 ANSWER ATTACHED.

V.B.50 NOT APPLICABLE TO DDLP AS PER BRAC MEETINGS.

V.B.51 TO BE ANSWERED BY DDRE. DDLP HAS PROVIDED A RESPONSE TO COMPARE WITH DDRE RESPONSE.

V.B.52 ANSWER ATTACHED.

V.B.53 ANSWER ATTACHED.

I CERTIFY THAT THE INFORMATION CONTAINED HEREIN IS ACCURATE AND COMPLETE TO THE BEST OF MY KNOWLEDGE AND BELIEF.



LESLIE G. CARLOW  
LTC, USA  
COMMANDER

DDL - KM

JOB ORDER	CUST CODE	DESCRIPTION	AMOUNT	AMOUNT			
14L021	376013000	DOM-FABRICATION OF BOXES	\$2,700.00	\$561.77		MISC	MISC
14L023	376023000	PC&H for Shipment to Kirkland AFB	\$2,000.00	\$1,987.11		LEAD	S
14L024	376023000	LEAD PC&H for Shipment to China Lake	\$5,000.00	\$4,951.74		LEAD	S
14L025	376013000	OUTLOADING OF PACKAGED ZINC	\$34,748.98	\$34,748.98		STKPILE	S
14L026	376013000	THDE-PRG/Rcvg Support Bldg 431	\$5,000.00	\$126.53		MISC	S,T
14L027	376013000	ARMY RESERVE 1ST ARMY STOCK	\$87,826.00	\$33,168.21		MISC	S,XQ
14L030	368013000	369013000,DISC PPP&H/SPEC INSP,ABOVE" C"	\$20,000.00	\$4,672.63		MISC	XQ,S,B
14L031	368013000	36901,DCSC PPP&H/SPECIAL INSP ABOVE" C"	\$20,000.00	\$1,959.37		MISC	XQ,S,B
14L036	369023000	DEMIL \$-Spec NSN's,M52 Shelters,gas mask	\$63,831.38	\$41,679.60		AMCCOM	U,S,XQ
14L037	376013000	AVENGER-INST. OF CAGES FOR SHPMT	\$150,000.00	\$101,202.26		MICOM	U,XQ,T
14L038	368013000	PPP&H FOR FMS SHIPMENTS	\$52,914.00	(\$22,371.52)		AMCCOM	S,XQ,S,T
14L039	369013000	SPECIAL INSPECTIONS	\$0.00	\$0.00		AMCCOM	XQ
14L040	368013000	PPP&H (Above Level "C")	\$0.00	\$0.00	14L035	AMCCOM	S,B
14L041	376023000	Bldg 320 Support to LEAD Maint	\$144,055.63	(\$323,999.34)	04L207	LEAD	U,XQ
14L042	369023000	DEMIL 2NDARY ITEMS	\$44,102.00	(\$1,161.69)	13L085	MICOM	ALL
14L043	369023000	DEMIL-M114,M101A1	\$42,496.79	\$23,366.92		AMCCOM	XQ,U
14L044	376013000	Processing Storage of 4 EA Buses	\$10,627.00	\$6,897.33	03L054	AMCCOM	XQ,U
14L045	376013000	DISPOSAL OF CC"MMATERIAL, KUWAIT STORAGE	\$2,782.55	\$429.01		SEC ASST	S,V
14L050	376013000	Patriot-Staging Support H977 Vehicles	\$500,000.00	\$494,689.97		MICOM	U,XQ
14L051	376023000	Packaging of Egypt Fabricated Items	\$1,500.00	\$542.61		Lead D/M	T,S,XQ
14L082	376013000	Support for ATCUM Product Sampling-APC	\$4,422.70	\$188.16		APC	XQ
14L055	376023000	PC&H for 40 ea HAWK R&R,FMS NO-B-VHK	\$8,197.20	\$4,317.48		LEAD	T,V
14L056	376013000	U.S. ARMY SPACE - TENCAP PROGRAM	\$90,000.00	\$78,331.97	12L056	MISC	V,T
14L062	376013000	Disass 200 ea Smoke Gren Laun, YD0088	\$6,670.80	\$2,522.13		Abrams PM	XQ,S,T
14L066	376013000	CECOM Set Assby Tool Kits	\$668.60	(\$263.06)		CECOM	S
14L067	376023000	Mine Clearing Rakes	\$36,412.32	\$27,526.45		LEAD	S,T
14L069	376013000	CECOM Set Assby	\$300,000.00	\$108,060.35	13L021	CECOM	S

DDLP - KM

YMI

Joborder listing dated 17 Aug 94, CC: D, E, B, T, U, V, XQ, ZA, Losie, Don  
 JOORDER COSTCODE. JODESCRIP..... AUTHFUND..... BALANCE..... OLDPCBJOM..... CDRORNG..... CDRCAUTH.....

13L070	376013000	MICOM Patriot - FMS SR-B-VIX	\$13,347.00	\$13,306.14	MICOM	S.XQ
13L077	376023000	Prepare VEH (PSV) for shipment	\$22,264.00	\$8,653.83	LEAD	U.S.XQ,T.
13L078	369023000	CECOM-DEHIL 2NDARY ITEMS (NOT GET WELL)	\$205,000.00	\$204,038.93	CECOM	all
13L084	376013000	Navy Rep Bldg 370	\$5,000.00	\$0.00	MICOM	S
13L088	368013000	PPPEH FOR 2NDARY ITEMS, ABOVE LEVEL "C"	\$55,000.00	\$3,990.40	CECOM	XQ,S,T,B
13L094	376013000	NAVAIR-Storage and Handling of Equip	\$1,063.00	\$1,063.00	NAVAIR	E.S
13L095	376013000	MICOM-Doc to Process Deploy Hel Bys	\$8,000.00	\$7,783.78	MICOM	T
13L097	376013000	LEAD-Rewarehousing of Mat Bldg 652	\$10,000.00	\$1,605.35	LEAD	S.E,T,XQ
13L100	369023000	DEHIL MIKE HERC	\$111,323.68	\$7,163.79	LEAD	S
13L101	376013000	R&R HAWK FMS TW-TQO-09	\$17,820.00	\$10,356.19	MICOM	V.S
13L110	369013000	36801 packaging - 195 BATS Airframes	\$17,381.00	\$17,381.00	US Sim Trng	T.S,XQ
13L114	376013000	ADHOC Support, Paladin Material (MISC)	\$112,400.00	\$21,552.32	PH HIP	all
13L121	368013000	PC&H Platoon NSN 1430-01-084-1131	\$1,134.80	\$880.22	MICOM	XQ,S,T,U
13L127	376013000	Receipt/Repair/Return FMS SR-B-UVK	\$4,026.29	(\$492.59)	Sec Asst	V.T,S
13L130	376023000	FROZEN, DO NOT USE	\$28,562.18	(\$37,333.78)	LEAD	T.XQ
13L137	369023000	DEHIL DECON KITS NSN-4320-01-206-4252	\$778.62	\$682.70	AHCCOH	S.XQ
13L146	376023000	PC&H for Mine Rakes Clearing	\$76,135.00	\$0.00	LEAD	S
13L151	376013000	Assemblage Shipments FMS UJO	\$200,000.00	\$189,779.86	Sec Asst	V.S,B.
14L001	376023000	PC&H For Shipment - Ft. Bliss, TX	\$150.00	\$49.66	LEAD	S
14L006	376013000	Outloading Nickel	\$8,660.00	\$5,108.76	Stockpile	S
14L010	376013000	FMS CASE TC-B-URX	\$82,771.49	\$72,406.94	SBC ASST	V.S
14L011	369013000	SPECIAL INSPECTIONS, ABOVE LEVEL "C"	\$20,000.00	\$21,489.52	DGSC	XQ
14L012	376013000	TDY-Peronnel to Saudi	\$10,263.72	\$3,561.25	MICOM	U
14L013	369013000	368013000 PPPEH, Spec. Insp. Above level "C"	\$20,000.00	\$11,064.62	DESC	XQ,T,S,B
14L016	376023000	PC&H for Hawk	\$5,000.00	\$4,822.31	LEAD	XQ,S
14L017	369013000	SPEC.COSIB/INSP, 2ndary Items, AboveL"C"	\$755,000.00	(\$191,605.41)	ATCOH	XQ,T,S,B
14L020	369013000	TACOM SPEC. INSP/PKG/INV, ABOVE LEVEL "C"	\$62,000.00	(\$62,453.06)	TACOM	XQ,T,S,B

11111' - KM

*RM*

**BRAC 95 - CLOSE HOLD**

**V.B.4**

**DISTANCE IN MILES FROM DEPOT TO RAIL = ZERO BECAUSE RAIL  
TRANSPORTATION IS AVAILABLE ON DEPOT.**

**DISTANCE IN MILES FROM DEPOT TO SURFACE=ZERO BECAUSE SURFACE  
TRANSPORTATION COMES DIRECTLY ONTO THE DEPOT.**

**DISTANCE IN MILES FROM DEPOT TO AIR:**

**CHAMBERSBURG, PA AIRPORT = 2 MILES**

**HAGERSTOWN, MD REGIONAL AIRPORT = 21 MILES**

**HARRISBURG, PA INTERNATIONAL AIRPORT = 60 MILES**

**BALTIMORE WASHINGTON, MD INTERNATIONAL AIRPORT = 79 MILES**

**DULLES, VA INTERNATIONAL AIRPORT = 93 MILES**

**THESE AIRPORTS ARE AVAILABLE FOR USE. HOWEVER, DDLP DOES NOT CURRENTLY  
USE COMMERCIAL AIR TRANSPORTATION.**

**INFORMATION SOURCE: HOUSEHOLD GOODS CARRIERS BUREAU ICC HGB 100- B  
MILEAGE GUIDE #16, DATED 12 APR 93.**

**V.B.5**

**DDLP PROVIDES ALL DISTRIBUTION FUNCTIONS FOR LEAD MAINTENANCE - RECEIVING,  
STORAGE AND ISSUES. AS A RECEIVING FACILITY FOR LEAD MAINTENANCE, DDLP  
PROVIDES DIRECT DELIVERY OF ITEMS WHICH MAY BE CRITICAL TO THE REPAIR OF  
ITEMS IN THE SHOP.**

**AS A STORAGE FACILITY, DDLP PROVIDES THE COMFORT OF KNOWING THAT THE  
REPAIR PARTS THAT MAINTENANCE NEEDS ARE AVAILABLE - IMMEDIATELY IF THE  
NECESSITY ARISES. THIS WILL BECOME EVEN MORE CRITICAL AS THE MISSILE MISSION  
GROWS AT LEAD. TURN AROUND TIMES FOR MISSILES ARE EXTREMELY SHORT, AND  
HAVING THE REQUIRED PARTS CLOSEBY - ESPECIALLY WHEN THE REQUIRED PARTS  
ARE NOT KNOWN UNTIL AFTER THE MISSILE HAS BEEN TESTED, IS ESSENTIAL TO  
MEETING THE READINESS OF THE SOLDIERS.**

**AS AN ISSUE FACILITY, DDLP ISSUES THE PARTS TO MAINTENANCE AS THEY REQUEST.**

**INFORMATION SOURCE: DIRECT DELIVERY PRINTOUTS, OWNER ASSETS SUMMARY  
LISTING, M18 RECEIPTS AND ISSUES PRODUCTION REPORTS.**



BRAC 95 - CLOSE HOLD

V.B.6 & 7

THE CORRECT QUESTION AS STATED IN THE CAAJ (BRAC) 3 AUG 94 LETTER IS:  
 IDENTIFY YOUR TOP 20 CUSTOMERS, AND OF THOSE 20 NOTE THOSE CUSTOMERS  
 THAT ARE WITHIN A 100 MILE AND 101-300 MILE RADIUS.  
 THE FOLLOWING LIST PROVIDES DDLP'S TOP 20 CUSTOMERS AND THEIR DISTANCE  
 FROM DDLP:

SXC293	DEFENSE REUTILIZATION & MARKETING OFFICE	0 MILES
WK4BM9	SR 123 CS BN CO C GERMANY	300+ MILES
W25G1Q	LETTERKENNY ARMY DEPOT	0 MILES
WK4GE4	XR 3 CS HHC DMMC CL IX ASL GERMANY	300+ MILES
W34TVH	XR 801ST SPT BN CO B DSU SSA KENTUCKY	300+ MILES
W25DLJ	XU STORAGE OPERATION PENNSYLVANIA	70 MILES
W81GXJ	XR HQ SWA MAINT WAREHOUSE SAUDI ARABIA	300+ MILES
W33RQN	XR USAISC MAINT DIV CL IX GEORGIA	300+ MILES
W42SU8	XR C CO 124 CS BN CL IX COMMON ASL TEXAS	300 + MILES
W55XGJ	XR ARCENT TRNG AND SEC KUWAIT DSU	300+ MILES
W4548F	XR 27TH MAIN SPT BN ASL CL 9 TEXAS	300+ MILES
WT4J8P	SR 702D SPT BN STK REC ACCT KOREA	300+ MILES
W34UUS	XR 101ST DMMC CL 1X AIR KENTUCKY	300+ MILES
W81AL2	XR 193D CS BN SPT BN DSU PANAMA	300+ MILES
W81AT1	SR 22 LG HHC SSA ITALY	300+ MILES
W36X06	SR 503D LT MAINT CO ASL NORTH CAROLINA	300+ MILES
W23HYY	SR CONS PROPERTY ACCOUNT MARYLAND	102 MILES
W81ALT	XR 710 CS BN MSB TECH SUPPLY NEW YORK	300+ MILES
W22RGJ	XR 530TH CS CO LIGHT MAINT DS ASL KENTUCKY	300+ MILES
W45G18	XR CONSOL PROP OFF TEXAS	300+ MILES
WK4F8Q	SR 7A TNG CMD DIV STK RPLN GERMANY	300+ MILES
W36QP5	SR 859TH MAINT CO ASL NORTH CAROLINA	300+ MILES
W55CSY	SR C CO TSO 701 SPT KANSAS	300+ MILES
W800U9	XR MICOM WEAPON SYSTEMS PPP, PENNA	55 MILES
WK4GDV	XR 317 CS CO MNT NON DIV GERMANY	300+ MILES

INFORMATION SOURCE: STANDARD DEPOT SYSTEM CONSIGNEE ADDRESS FILE  
 DATA AS OF: 30 JUN 94

BRAC 95 - CLOSE HOLD

V.B.8

COMMODITIES STORED AT DDLP REQUIRING PARTICULAR TYPE OF  
TRANSPORTATION:

ATTACHMENT # 1 IS A LIST OF ITEMS REQUIRING SPECIAL TRANSPORTATION OFF BASE.  
EACH OF THESE ITEMS REQUIRES SPECIAL EQUIPMENT FOR SHIPMENT OFF BASE.

INFORMATION SOURCE: DDLP TRANSPORTATION AND SHIPPING DIVISION MAJOR END  
ITEM DATA BASE. AS OF: 19 AUG 94.

ATTACHMENT # 2 IS A LISTING OF ITEMS WHICH REQUIRE SPECIAL EQUIPMENT FOR  
MOVEMENT AROUND THE DEPOT.

INFORMATION SOURCE: DDLP WAREHOUSING DIVISION II DIVISION CHIEF.

V.B.9 DISTANCE IN MILES FROM DEPOT TO NEAREST AERIAL POE:

DOVER AIR BASE, DOVER DELAWARE = 165 MILES	(MILITARY)
HARRISBURG, PA INTERNATIONAL AIRPORT = 60 MILES	(COMMERCIAL)

DISTANCE IN MILES FROM DEPOT TO NEAREST WATER POE:

BAYONNE NEW JERSEY = 217 MILES	(MILITARY)
PORT OF BALTIMORE = 80 MILES	(COMMERCIAL)

INFORMATION SOURCE: HOUSEHOLD GOODS CARRIERS BUREAU ICC HGB 100 -B  
MILEAGE GUIDE #16, 12 APR 93.

V.B.8

NSN.....	NOUN.....	MODEL.....	TYEQUIP..
2320-00-051-0489	5 TON WRECKER	M816 W/W	DROPFRAME
4310-01-053-3891	AIR COMPRESSOR	750 SULLAV	DROPFRAME
2350-01-068-4089	ARMORED COMMAND CARR	M577A2	DROPFRAME
1430-01-378-6963	AVENGER	ANTWG-1	DROPFRAME
2350-00-056-6808	COMMAND POST W/COVER	M577A1	DROPFRAME
2330-01-167-7262	DOLLY, MOBILIZER SET	M1022	DROPFRAME
2410-01-139-0601	DOZER TRACKED	M550	DROPFRAME
6115-01-102-2524	ELEC POWER PLANT	AN/MJQ-24	DROPFRAME
3805-01-126-7895	GRADER ROAD	130GS	DROPFRAME
1440-00-632-9265	HAWK LAUNCHER CARRIE	XM754	DROPFRAME
1030-00-322-9788	HOWITZER, TOWED W/O C	M115	DROPFRAME
1055-01-192-0357	LAUNCHER ROCKET	M270	DROPFRAME
2320-00-937-5980	MAINT TRUCK	M764	DROPFRAME
3805-01-126-7895	ROAD GRADER	130GS	DROPFRAME
3805-01-144-2992	SCRAPER	M613	DROPFRAME
2330-01-117-3280	SEMI TRAILER	M860A1	DROPFRAME
2330-00-226-6079	SEMI-TRAILER	M131A5	DROPFRAME
2330-00-226-6080	SEMI-TRAILER	M131A5C	DROPFRAME
2330-01-054-9771	SEMITRAILER	M860	DROPFRAME
2330-01-330-2779	SEMITRAILER TANK WAT	M1098	DROPFRAME
1040-00-740-1152	SERVICE UNIT FLAMETH	M4A2	DROPFRAME
2410-00-889-1747	TRACTOR	D-6 CAT	DROPFRAME
2410-01-126-7902	TRACTOR	D5B	DROPFRAME
2410-01-296-2479	TRACTOR W/BLADE	D55NS1	DROPFRAME
2410-00-756-1161	TRACTOR W3/RAPS	T020	DROPFRAME
2330-01-155-0046	TRAILER	M969A1	DROPFRAME
2330-00-788-6299	TRAILER SEMI STAKE 1	M127A2C	DROPFRAME
4210-01-249-2110	TRK, FIREFIGHTING 10	CC10004044	DROPFRAME
2320-00-050-8905	TRUCK CARGO	M813A1	DROPFRAME
2320-00-050-8913	TRUCK CARGO	M813A1 WO/W	DROPFRAME
2320-01-047-8769	TRUCK CARGO	M925	DROPFRAME
2320-01-047-8770	TRUCK CARGO	M928 W/W	DROPFRAME
2320-01-047-8260	TRUCK CARGO	M977 W/W	DROPFRAME
2320-01-099-6426	TRUCK CARGO	M977 WO/W	DROPFRAME
2320-01-194-7032	TRUCK CARGO	M985E1	DROPFRAME
2320-01-097-0261	TRUCK CARGO 10 TON	M985 W/W	DROPFRAME
2320-01-100-7673	TRUCK CARGO 10 TON	M985 WO/W	DROPFRAME
2320-00-635-8464	TRUCK CARGO 2 1/2 TO	M35 W/W	DROPFRAME
2320-01-X43-9012	TRUCK CARGO 2 1/2 TO	M35E3C	DROPFRAME
2320-01-X43-9010	TRUCK CARGO 2 1/2 TO	M35E3C	DROPFRAME
2320-01-X43-9011	TRUCK CARGO 2 1/2 TO	M36E3	DROPFRAME
2320-01-076-6190	TRUCK CARGO 2 1/2 TO	M956	DROPFRAME
2320-00-055-9266	TRUCK CARGO 5 TON	M54A2 WO/W	DROPFRAME
2320-00-055-8988	TRUCK CARGO 5 TON	M814 W/W	DROPFRAME
2320-00-050-8988	TRUCK CARGO 5 TON	M814 WO/W	DROPFRAME
2320-01-047-8771	TRUCK CARGO 5 TON	M927 WO/W	DROPFRAME
2320-01-050-2084	TRUCK CARGO 5/8 5 TO	M923	DROPFRAME
2320-01-206-4087	TRUCK CARGO W/TOP/ST	M923A1	DROPFRAME
2320-00-051-0586	TRUCK CHASSIS 5 TON	M810 WO/W	DROPFRAME
2320-00-050-8985	TRUCK CHASSIS 5 TON	M811	DROPFRAME
2320-01-050-4894	TRUCK CHASSIS 5 TON	M945 W/W	DROPFRAME
3810-00-018-2021	TRUCK CRANE 25 TON	MT250	DROPFRAME
2320-00-077-1644	TRUCK DUMP	M34A2 W/W	DROPFRAME
2320-00-077-1643	TRUCK DUMP	M34A2 WO/W	DROPFRAME
2320-00-055-9263	TRUCK DUMP	M51A2 W/W	DROPFRAME
2320-00-055-9262	TRUCK DUMP	M51A2 WO/W	DROPFRAME
2320-01-076-6185	TRUCK DUMP 2 1/2 TON	M958	DROPFRAME
2320-01-051-0589	TRUCK DUMP 5 TON	M817 W/W	DROPFRAME
2320-01-050-8970	TRUCK DUMP 5 TON	M817 WO/W	DROPFRAME
2320-01-100-7672	TRUCK FUEL TANK	M978 WO/W	DROPFRAME

DDCP-EM

#1

IN	NOUN	MODEL	TYEQUIP
320-00-880-4618	TRUCK TRACTOR	M543A1	DROPFRAME
320-01-230-0302	TRUCK TRACTOR	M931A2	DROPFRAME
320-00-226-6081	TRUCK TRACTOR 10 TON	M123A10	DROPFRAME
320-00-879-6177	TRUCK TRACTOR 10 TON	M123E2 W/DW	DROPFRAME
320-00-879-6180	TRUCK TRACTOR 10 TON	M626	DROPFRAME
320-00-050-8978	TRUCK TRACTOR 5 TON	M818 W/W	DROPFRAME
320-00-050-8984	TRUCK TRACTOR 5 TON	M818 WO/W	DROPFRAME
320-01-047-8753	TRUCK TRACTOR 5 TON	M931 WO/W	DROPFRAME
320-01-047-8752	TRUCK TRACTOR 5 TON	M932 W/W	DROPFRAME
320-01-097-0247	TRUCK TRACTOR W/O CR	M983 W/W	DROPFRAME
320-01-099-6421	TRUCK TRACTOR W/W W/	M983E1	DROPFRAME
320-01-075-7872	TRUCK WATER TANK 2 1	M960	DROPFRAME
320-00-055-9258	TRUCK WRECKER	M543A2	DROPFRAME
320-01-097-0248	TRUCK WRECKER	M984 W/W	DROPFRAME
320-01-195-7641	TRUCK WRECKER	M984E1	DROPFRAME
320-01-047-8754	TRUCK WRECKER W/O TO	M936 W/W	DROPFRAME
320-01-206-4078	TRUCK WRECKER W/STAC	M936A1	DROPFRAME
320-01-230-0304	WRECKER 5 TON	M936A2	DROPFRAME
320-01-090-7797	WRECKER, 5 TON	34500 G VW	DROPFRAME
1425-01-152-3520	AIR DEFENSE SYSTEM	AN/TSG-73	LOWBED
2350-01-110-4660	AMMO CARGO CARRIER	M992	LOWBED
2350-00-X92-2615	AMMO CARRIER	M992	LOWBED
1430-01-131-5373	ANT MAST GROUP COMM	OE-349/MRC	LOWBED
1430-00-586-4996	ANT MIS TRACK RADAR	DA1340MPA	LOWBED
1430-00-775-0266	ANT TARG RADAR SET	DA-14871	LOWBED
1430-00-433-9143	ANT TARG RANG RADAR	AN/MPA-53	LOWBED
1430-00-433-9144	ANTTARG TRACK RADAR	AN/MPA-55	LOWBED
3895-01-028-4390	BITUMINOUS DIS SPREA	M918	LOWBED
2350-01-049-2695	BRADLEY FIGHT VEH	M-3	LOWBED
2410-01-254-1667	BULLDOZER	BULLDOZER	LOWBED
2410-01-155-1588	BULLDOZER	BULLDOZER	LOWBED
2410-01-155-1588	BULLDOZER	BULLDOZER	LOWBED
2320-01-206-4088	CARGO TRUCK W/W	M925A1	LOWBED
2410-00-928-4871	CAT W/BLADE W/ROPS	TD15	LOWBED
3895-01-028-4391	CEMENT MIXER	M919	LOWBED
1430-01-131-5427	COMMUNICATION RELAY	AN/MRC-137	LOWBED
3910-00-790-2175	CONVEYOR, PORTABLE	PG70	LOWBED
3810-00-275-1167	CRANE	320RT	LOWBED
3810-00-542-4982	CRANE	M200	LOWBED
3810-00-869-3092	CRANE SHOVEL 12 1/2	22BM	LOWBED
3810-00-861-8088	CRANE SHVL	M320T	LOWBED
3810-01-054-9779	CRANE TRUCK	TMS-300LP	LOWBED
3810-00-421-8641	CRANE W/BOOM	DV550	LOWBED
3810-00-151-4431	CRANE, TRUCK MOUNTED	M320T2	LOWBED
2410-00-057-4697	CRAWLE TRACTOR	TD25	LOWBED
1430-01-184-6768	CWAR (PIP III MOD)	AN/MPQ-62	LOWBED
7010-01-090-6819	DATA PROC SYST	AN/MYQ-4	LOWBED
1430-00-857-0447	DIR STATION FULL	AN/MSA-23B	LOWBED
1430-00-987-8671	DIR STATION FULL	AN/MSG-52A	LOWBED
1430-00-973-1055	DIRECTOR STATION GM	AN/MSA-19D	LOWBED
1430-00-403-5581	DIRECTOR STATION GM	AN/MSG-101	LOWBED
1430-00-105-2781	DIRECTOR STATION GM	AN/MSG-91	LOWBED
1430-00-118-1906	DIRECTOR STATION GM	AN/MSG-93	LOWBED
1430-00-433-9147	DIRECTOR STATION GM	AN/MSG-96	LOWBED
1430-00-433-9142	DIRECTOR STATION GM	AN/MSG-97	LOWBED
2410-00-782-1130	DOZER	D7E	LOWBED
2410-00-927-5383	DOZER	TD20	LOWBED
2410-01-044-7962	DOZER	TD25	LOWBED
6115-00-951-7442	ELECTRIC POWER PLANT	AN/MJQ-5	LOWBED
4935-00-474-5273	ELECTRONIC SHDP TEST	AN/MFM-44A	LOWBED
	ELECTRONIC SHDP TEST	AN/MFM-44B	LOWBED

002-LM

NSN	NOON	MODE	TYEQUIP
1430-01-087-6338	ENGAGEMENT CONTROL S	AN/NSU-10	LOWBED
2320-01-205-2682	EXPANDABLE VAN	M934A1	LOWBED
6920-01-180-5281	FIELD TRLR VAN	VAN 5	LOWBED
1040-00-781-9952	FLAMETHROWER	XM45E1	LOWBED
3930-01-054-3833	FORKLIFT	M10A	LOWBED
3805-01-126-7894	GRADER RD	130GNS	LOWBED
3805-01-150-4795	GRADER ROAD CAT	130B	LOWBED
2350-00-049-4791	GUN S/P 40 MM	M42A1	LOWBED
2350-00-440-8811	HOWITZER	M109	LOWBED
2350-01-277-5770	HOWITZER	M109A4	LOWBED
2350-01-281-1719	HOWITZER	M109A5	LOWBED
2350-00-439-6243	HOWITZER HEAVY S/P W	M110	LOWBED
2350-01-041-4590	HOWITZER LESS CANNON	M110A2	LOWBED
2350-00-440-8810	HOWITZER S/P	M108	LOWBED
2350-00-001-4013	HOWITZER S/P	M109A1B	LOWBED
2350-01-031-0586	HOWITZER S/P	M109A2	LOWBED
2350-01-031-8851	HOWITZER S/P	M109A3	LOWBED
1430-01-191-8780	HPI (PIP III MOD)	AN/MPQ-61	LOWBED
1430-01-042-4918	ICC STATION GM TM IM	AN/MSQ-110	LOWBED
1430-00-169-1859	ICC STATION GM, TM	AN/MSQ-95	LOWBED
1430-01-087-6337	IMFORM COORDINATION	AN/MSQ-116	LOWBED
1430-01-042-4915	IMPR PLATOON COMND P	AN/MSW-13	LOWBED
1430-00-103-5270	IMPROVED PLATOON CMD	AN/MSW-11	LOWBED
1440-00-586-5024	LAUNCHING CONTROL GR	AN/MSW-4	LOWBED
1440-01-087-9844	LAUNCHING STATION SE	M901	LOWBED
3930-00-481-5105	LOADER	40K LOADER	LOWBED
3805-01-126-7915	LOADER SCOOP	950B	LOWBED
3805-01-260-5162	LOADER SCOOP	950B	LOWBED
3805-01-126-7914	LOADER SCOOP	950BS	LOWBED
3805-00-995-3236	LOADER SCOOP	LOADER	LOWBED
3805-01-150-4814	LOADER, SCOOP	MW24C	LOWBED
2330-00-046-3984	MAINTENANCE & STORAG	MAINT VAN	LOWBED
1430-00-563-0222	MFA-4 WQ/TONGUE	DA-655-G1	LOWBED
2420-00-902-3084	MRS, TRACTOR WHL		LOWBED
4935-01-134-8713	PATRIOT TRAILER	AN/TSM-163	LOWBED
1430-01-180-5318	PLATOON COMMAND POST	AN/MSW-20	LOWBED
1430-01-084-1131	PLATOON COMND POST B	AN/MSW-19	LOWBED
1430-00-952-3654	RADAR SET	AN/MPA-39	LOWBED
1430-00-870-3672	RADAR SET	AN/MPQ-39	LOWBED
1430-01-042-4908	RADAR SET	AN/MPQ-50	LOWBED
1430-01-087-6330	RADAR SET	AN/MPQ-53	LOWBED
1430-01-078-9643	RADAR SET	AN/MPQ-57	LOWBED
1430-00-607-2907	RADAR SET ACQUIS TM	AN/MPQ-34	LOWBED
1430-01-042-4907	RADAR SET ACQUISITIO	AN/MPQ-55	LOWBED
1430-00-782-9816	RADAR SET CW ILLUMIN	AN/MPQ-46	LOWBED
1430-00-179-4199	RADAR SET GM TM FAAR	AN/MPQ-49	LOWBED
1430-01-046-0047	RADAR SET GM TM FAAR	AN/MPQ-54	LOWBED
1430-00-448-6714	RADAR SET GM TM RANG	AN/MPQ-37	LOWBED
1430-00-178-8453	RADAR SET PULSE ACQ	AN/MPQ-50	LOWBED
1430-00-178-8454	RADAR SET RANGE ONLY	AN/MPQ-51	LOWBED
1430-00-135-0267	RADAR SET, CW ACQ, T	AN/MPQ-48	LOWBED
1430-00-087-3672	RADAR SET, CW ILLUMI	AN/MPQ-39	LOWBED
2350-00-439-6242	RECOVERY VEHICLE	M578	LOWBED
2350-00-122-6826	RECOVERY VEHICLE	M88AT	LOWBED
4931-00-561-0707	REPAIR SHOP	XM356	LOWBED
3805-01-153-1854	SCRAPER	SCRAPER	LOWBED
3805-00-075-3312	SCRAPER EARTH MOVIN	CT4	LOWBED
3805-00-234-9775	SCRAPER LOADER WD/ST	977	LOWBED
2330-01-130-7980	SEMI TRAILER BR PT P	M1032	LOWBED
2330-00-442-6049	SEMI TRAILER VAN	XM995E	LOWBED

DLP-LM

NSN.....	NOUN.....	MODEL.....	TYEQUIP..
2330-00-999-3591	SEMITRAILER REF	M349A4	LOWBED
2330-01-142-5197	SEMITRAILER VAN	3094STL	LOWBED
2330-01-090-7847	SEMITRAILER VAN CLOS	V1301	LOWBED
4940-00-234-6114	SHOP EQUIP	AN/ASM189A	LOWBED
4935-00-987-8705	SHOP EQUIP	AN/MFM-52A	LOWBED
4935-01-286-5600	SHOP EQUIP	AN/TSM-189	LOWBED
4940-00-159-8646	SHOP EQUIP	SEER 1968	LOWBED
4935-01-012-2845	SHOP EQUIP	XM1	LOWBED
4940-01-110-7422	SHOP EQUIP ELECT		LOWBED
4940-01-150-3113	SHOP EQUIP ELECT		LOWBED
4935-01-182-0578	SHOP EQUIP GUIDED MI	AN/TCM-1	LOWBED
4935-00-953-9121	SHOP EQUIP GUIDED MI	M22E	LOWBED
4935-01-286-5600	SHOP EQUIPMENT	AN/TSM-189	LOWBED
4940-01-234-2322	SHOP EQUIPMENT	SERRM	LOWBED
4940-01-096-4475	SHOP EQUIPMENT	SHOP EG	LOWBED
4940-01-274-9959	SHOP VAN	AN/ASM189C	LOWBED
2320-00-440-8308	SHOP VAN	M109A2	LOWBED
4940-00-177-6835	SHOP, ELEC SEMITRLR	AN/ASM190A	LOWBED
1430-00-973-4651	SIMULATOR, STATION R	AN/MPQ-T1	LOWBED
2350-01-087-1095	TANK COMBAT	M1A1-M1	LOWBED
2320-00-445-7250	TANKER FUEL 22 1/2 T	M559	LOWBED
1430-00-226-6252	TRACK STATION EMPTY	AN/MSQ-61A	LOWBED
1430-00-433-9141	TRACKING STATION GM.	AN/MPA-54	LOWBED
2410-00-078-6483	TRACTOR	HD-16M	LOWBED
2410-00-097-6952	TRACTOR	HD21F	LOWBED
2420-00-930-5999	TRACTOR CAT WO/BLADE	630 MB	LOWBED
2410-00-185-9792	TRACTOR FT	D7F CAT	LOWBED
2410-00-185-9794	TRACTOR FT	D7F CAT	LOWBED
2420-00-088-9384	TRACTOR WO/BLADE	290 MTRAC	LOWBED
2330-01-175-7379	TRAILER	M129A3	LOWBED
2330-01-242-9006	TRAILER	U-568	LOWBED
2330-00-624-3363	TRAILER SEMI	M459	LOWBED
2330-00-624-3365	TRAILER SEMI	M459	LOWBED
2330-00-926-7035	TRAILER SEMI	M750	LOWBED
2330-00-752-9752	TRAILER SEMI VAN	M129A1C	LOWBED
2330-00-772-5273	TRAILER SEMI VAN	M313	LOWBED
2330-00-973-1262	TRAILER SEMI VAN	M348A2H	LOWBED
2330-00-788-6289	TRAILER SEMI VAN 12	M129A2C	LOWBED
2330-00-705-8932	TRAILER SEMI VAN 6 T	M373A2	LOWBED
2330-00-233-2493	TRAILER SEMI VAN CLO	AEV-302-SG	LOWBED
2330-00-569-0783	TRAILER VAN ELECTRO	XM382	LOWBED
2320-00-050-8970	TRK DUMP 5 TON	MB17	LOWBED
2320-00-050-9006	TRK VAN EXPANDABLE	MB20	LOWBED
1430-00-739-4379	TRL GM DIR STATION 4	M424E1	LOWBED
3930-00-419-5744	TRUCK FORK LIFT	ARTFT-6	LOWBED
3930-00-327-1575	TRUCK FORK LIFT	MLT6-2	LOWBED
2320-00-077-1637	TRUCK SHOP VAN	M109A3 W/W	LOWBED
2320-00-235-8515	TRUCK SHOP VAN 2 1/2	M109 WO/W	LOWBED
2320-00-028-4395	TRUCK TRACTOR	M915	LOWBED
2320-01-028-4396	TRUCK TRACTOR	M916	LOWBED
2320-01-206-4077	TRUCK TRACTOR	M931A1	LOWBED
2320-01-025-3733	TRUCK TRACTOR 22 1/2	M911	LOWBED
2320-01-230-0303	TRUCK TRACTOR 5 TON	M932A2 W/W	LOWBED
2320-01-125-2640	TRUCK TRACTOR LH 14	M915A1	LOWBED
2320-01-028-4397	TRUCK TRACTOR MET	M920	LOWBED
2320-01-028-4395	TRUCK TRACTOR SEMI-A	M915	LOWBED
2320-00-050-9010	TRUCK VAN	MB20A2 WO/W	LOWBED
2320-01-047-8750	TRUCK VAN	M934 W/W	LOWBED
2320-00-077-1636	TRUCK VAN 2 1/2 TON	M109A3 WO/W	LOWBED
2320-00-440-8318	TRUCK VAN 2 1/2 TON	M292A1	LOWBED

DCLP-EM

NSN.....	NOUN.....	MODEL.....	TYEQUIP..
2320-01-230-0300	VAN EXP 5 TON	M934A2	LOWBED
4935-01-136-0233	VAN SEMI-TRLR PATRIO	AN/TSM-164	LOWBED

DDLK-KM

BRAC 95 - CLOSE HOLD

V.B.8

THE FOLLOWING LARGE TRACKED AND WHEELED VEHICLES REQUIRE AN MB830 TRACTOR CAT OR SIMILAR PIECE OF EQUIPMENT FOR MOVEMENT TO AND FROM STORAGE:

MODEL #	NOUN	NSN
M109A2	HOWITZER, MED SP	2350-01-031-0586
M109A3	HOWITZER, MED SP 155MM	2350-01-031-8851
M110A2	HOWITZER, HEAVY SP	2350-01-041-4590
M577A2	CARRIER, CMD POST	2350-01-068-4089
M975	CARRIER, MED SP	2350-01-101-6785
M992	AMMO CARRIER	2350-01-110-4660
M109A4	HOWITZER, SP	2350-01-277-5770
M109A5	HOWITZER, SP	2350-01-281-1719

THE FOLLOWING LARGE HEMTT TYPE TRUCKS REQUIRE A 20 TON WRECKER OR SIMILAR PIECE OF EQUIPMENT FOR MOVEMENT TO AND FROM STORAGE:

MODEL #	NOUN	NSN
M984 W/W	TRK, WRECKER, 8 x 8	2320-01-097-0248
M978 W/W	TRK, TAND FUEL	2320-01-097-0249
M977 W/W	TRK, CARGO	2320-01-097-0260
M985	TRK, CARGO W/ CRANE	2320-01-097-0261
M977 W/O/W	TRK, CARGO, 8 x 8	2320-01-099-6426
M978 W/O/W	TRK, TANK FUEL	2320-01-100-7672
M985 W/O/W	TRK, TANK 10 TON	2320-01-100-7673
M985E1	TRK, CARGO	2320-01-194-7032

W/W = WITH WINCH

W/O/W = WITHOUT WINCH

THE FOLLOWING M860 SEMI-TRAILERS AND CONFIGURATIONS REQUIRE AN M983 TRUCK, TRACTOR 10 TON FOR MOVEMENT TO AND FROM STORAGE:

MODEL #	NOUN	NSN
M860A1	SEMI-TRAILER	2330-01-117-3280
AN/MPQ53	RADAR, FLATBED, MOUNTED	1430-01-087-6330
M901	LAUNCHER STATION	1440-01-087-9844

INFORMATION SOURCE: DDLP WAREHOUSING DIVISION II DIVISION CHIEF.



## BRAC 95 - CLOSE HOLD

**V.B.10**  
QUESTION TO BE ANSWERED WHEN 805 REPORT IS APPROVED.

**V.B.11**  
QUESTION TO BE ANSWERED WHEN 805 REPORT IS APPROVED.

**V.B.12**  
QUESTION TO BE ANSWERED WHEN 805 REPORT IS APPROVED.

**V.B.13**  
DDLP DOES NOT HAVE ANY MARSHALLING AREA.

**V.B.14**  
REIMBURSABLE MISSION LOCATION GSF

SET ASSEMBLY PACKAGING	WHSE 33 SOUTH	49880 COVERED (SUPPORT NOT STORAGE)
PACKAGING/REC./ BOX SHOP	WHSE 4	86096 COVERED (SUPPORT NOT STORAGE)
VEHICLE PROCESS	WHSE 42	89840 COVERED (SUPPORT NOT STORAGE)
ESD/IATCOM/ RADIOACTIVE	320	86395 COVERED (SUPPORT NOT STORAGE)
F.M.S.	WHSE 5	2900 COVERED
DRAIN PIT AREA	WHSE 53N	23058 N.S.F. 298754 T.C.F. 298754 A.C.F.
MIPA	320	
	WHSE 33	1440 COVERED

INFORMATION SOURCE: JOB ORDER LISTING, 17 AUG 94, 805 REPORT.

**V.B.15**  
QUESTION TO BE ANSWERED WHEN 805 REPORT IS APPROVED.

**V.B.16**  
QUESTION TO BE ANSWERED WHEN 805 REPORT IS APPROVED.

**V.B.17**  
INFORMATION SOURCE: MANUAL COUNTS.

**V.B.18**  
INFORMATION SOURCE: STORAGE MANAGEMENT REVIEW TEAM AUDIT.

**V.B.19**  
INFORMATION SOURCE: MANUAL COUNTS.

**V.B.20**  
INFORMATION SOURCE: STORAGE MANAGEMENT REVIEW TEAM AUDIT.

BRAC 95 - CLOSE HOLD

V.B.21

AT THIS TIME, DDLP DOES NOT HAVE ANY CAPACITY DEDICATED FOR MATERIAL COMING FROM ANOTHER BRAC'D DEPOT. DDLP DOES KNOW THAT MISSILE RELATED ITEMS WILL BE COMING TO DDLP. HOWEVER, DDLP HAS BEEN UNSUCCESSFUL AT GAINING A WORKLOAD FIGURE FOR SEVERAL YEARS.

DDLP FEELS THAT EVEN THOUGH THE WORKLOAD FIGURES ARE NOT AVAILABLE, ADEQUATE SPACE EXISTS TO ACCOMMODATE MATERIAL THAT WILL COME TO DDLP. DDLP IS PREPARING A SECOND WAREHOUSE TO HOUSE CLASSIFIED MATERIAL, PARTLY BECAUSE OF THE MISSILE TRANSITION TO LETTERKENNY ARMY DEPOT, AND PARTLY BECAUSE OF THE DLA STOCK POSITIONING PLAN.

INFORMATION SOURCE: MISSILE TRANSITION PLANS FOR EACH SYSTEM, BRAC 93 DECISION, DDLP WORKORDERS.

DDLP IS ALSO EXPECTING TO RECEIVE MATERIAL FROM TOOEE. AGAIN, AT THIS TIME, WORKLOAD IS NOT KNOWN. HOWEVER, IF DDLP RECEIVES MATERIAL, IT WILL BE 5 TON TRUCKS AND GENERATORS.

INFORMATION SOURCE: MEETING HELD AT TOOEE TO DISCUSS WORKLOAD TRANSFER, ATTENDED BY [REDACTED] DDLP-XA, AUG 94.

DDLP IS ALSO EXPECTING RETROGRADE WORKLOAD FROM GERMANY. AGAIN, WORKLOAD IS NOT KNOWN AT THIS TIME. HOWEVER, DDLP HAS STARTED TO RECEIVE HEMTTS.

V.B.22

SPREADSHEET DOES NOT ACCURATELY BREAKOUT HOW THIS QUESTION SHOULD BE ANSWERED. THE FOLLOWING IS A BREAKOUT OF AVERAGE DAILY THRUPUT PER 8 HOUR DAY, WITH A SINGLE SHIFT:

	ISSUES	RECEIPTS
BIN	892	484
BULK	442	256
EACHES	73	38
TOTAL LINES	1407	740
TOTAL EACHES	73	38

INFORMATION SOURCE: M18 AND M23 RECEIPTS AND ISSUES PRODUCTION REPORT, N01DXXM184M AND N01DXXM234M, PLUS MANUAL COUNTS FROM RECEIVING AND TRANSPORTATION. DATA AS OF 31 JULY, WORKDAYS AS OF 31 JULY.

V.B.23

QUESTION ELIMINATED BY DLA.

DDL - KM

BRAC 95 - CLOSE HOLD

V.B.24

PERCENTAGE OF DEPOT'S WORKLOAD THAT SUPPORTS THE COLLOCATED MAINTENANCE ACTIVITY, OTHER ON BASE CUSTOMERS, LOCAL DELIVERY, AND ALL OTHER CUSTOMERS.

INFORMATION SOURCE: M18 AND M23 RECEIPTS AND ISSUES PRODUCTION REPORT, N01DXXM184, N01DXXM234M, AS OF 31 JULY, PLUS MANUAL COUNTS FROM RECEIVING AND TRANSPORTATION.

NOTE: DDLP DID NOT USE MIS FIGURES BECAUSE THE FIRST SEVERAL MONTHS OF FY 94'S MIS STATS CAN NOT BE CERTIFIED AS BEING ACCURATE. DDLP KNOWS THAT THE SDS SOURCES ARE ACCURATE FOR THE YEAR. ALSO, LOCAL DELIVERY TO DDLP IS TO ON DEPOT CUSTOMERS. THEREFORE, LOCAL DELIVERY IS INCLUDED IN THE FIGURES GIVEN.

V.B.25

QUESTION ELIMINATED BY DLA.

V.B.26

QUESTION TO BE ANSWERED BY DDRE. DDLP ATTENDS A SUPPLY CONFERENCE YEARLY WHICH PROVIDES PROJECTED WORKLOAD BY COMMAND. THIS CONFERENCE IS NOT HELD UNTIL THE FALL. THEREFORE, DDLP CAN NOT ANSWER THIS QUESTION.

V.B.27

INFORMATION SOURCE: M18 AND M23 RECEIPTS AND ISSUES PRODUCTION REPORT, N01DXXM184M, N01DXXM234M, AS OF 31 JULY, PLUS MANUAL COUNTS FROM RECEIVING AND TRANSPORTATION. THE FIGURES WERE STRAIGHTLINED FOR AN FY 94 TOTAL FIGURE.

NOTE: DDLP DID NOT USE MIS FIGURES BECAUSE THE FIRST SEVERAL MONTHS OF FY 94'S MIS STATS CAN NOT BE CERTIFIED AS BEING ACCURATE. DDLP KNOWS THAT THE SDS SOURCES ARE ACCURATE FOR THE YEAR.

V.B.28

INFORMATION SOURCE: M18 AND M23 RECEIPTS AND ISSUES PRODUCTION REPORT, N01DXXM184M, N01DXXM234M, AS OF 31 JULY, PLUS MANUAL COUNTS FROM RECEIVING AND TRANSPORTATION. THE FIGURES WERE STRAIGHTLINED FOR AN FY 94 TOTAL FIGURE.

NOTE: DDLP DID NOT USE MIS FIGURES BECAUSE THE FIRST SEVERAL MONTHS OF FY 94'S MIS STATS CAN NOT BE CERTIFIED AS BEING ACCURATE. DDLP KNOWS THAT THE SDS SOURCES ARE ACCURATE FOR THE YEAR.

V.B.29

TOTAL # OF TONS SHIPPED IN FY 94: 24,022 TONS

INFORMATION SOURCE: TONNAGE REPORTS FROM TRANSPORTATION, M18 RECEIPTS AND ISSUES PRODUCTION REPORT.

DDL - KM

BRAC 95 - CLOSE HOLD

V.B.30

TOTAL # OF TONS RECEIVED IN FY 94:

31,144 TONS

THIS BREAKS OUT TO:

12565 TONS - 2NDARY ITEMS

18579 TONS - MAJOR ITEMS

INFORMATION SOURCE: WAREHOUSING DIVISION II MANUAL RECORDS,  
RECEIVING TALLY SHEETS.

DDL - KM

BRAC 95 - CLOSE HOLD

V.B.31

DDLDP HAS 2 MECHANIZED/AUTOMATED WAREHOUSE SYSTEMS:

1. THE FIRST SYSTEM IS A BELT/CHAIN DRIVEN CONVEYOR SYSTEM LINKING THE RECEIVING BUILDING (BUILDING 5) WITH THE BIN/LOOSE ISSUE WAREHOUSES

(BUILDINGS 6,7,8,9) AND THEN PROCEEDS TO THE PACKAGING BUILDING (WAREHOUSE 4), AND THEN TERMINATES IN THE SHIPPING/TRANSPORTATION BUILDING (WAREHOUSE 2). THIS SYSTEM IS 20+ YEARS OLD.

THE ESTIMATED ANNUAL MAINTENANCE AND REPAIR COSTS ARE: \$69,327.00

INFORMATION SOURCE: [REDACTED] LEAD PUBLIC WORKS, PR&C/MAINTENANCE CONTRACT, DSN 570-8459.

2. DDLDP ALSO HAS 2 CAROUSELS LOCATED IN BIN WAREHOUSE 7. THESE CAROUSELS ARE 70 FT. LONG BY 7 FT. HIGH AND EACH CONTAINS 2030 LOCATIONS.

THE ESTIMATED ANNUAL MAINTENANCE AND REPAIR COST OF THIS SYSTEM IS \$724.00

INFORMATION SOURCE: EMACS LISTINGS, 26 AUG 94.

V.B.32

THERE IS NO AUGMENTATION EQUIPMENT PROGRAMMED FOR DDLDP AS OF 23 AUG 94.

CAPITOL INVESTMENT PROGRAMMED FOR REPLACEMENT EQUIPMENT FOR FY 96-99 AT DDLDP IS AS FOLLOWS:

FY 96	370000
FY 97	220000
FY 98	116000
FY 99	218000

DATA AS OF 29 AUG 94

CAPITOL INVESTMENT PROGRAMMED FOR MODERNIZATION PROJECTS IS AS FOLLOWS:

FY 96	240000
FY 97	0
FY 98	2180000
FY 99	0

DATA AS OF 29 AUG 94

INFORMATION SOURCE: REGION BUSINESS PLAN [REDACTED] DDRE-WET, DSN 977-6119.

DDLDP - KM

DDL P

V.B.31 Answer is divided into two separate parts  
Suggested source does not provide equipment data.

1. Age of equipment, was retrieved from EMACS Program Inquire Equipment Identification.
2. Maintenance and repair cost was retrieved from EMACS program Inquire Equipment Management.
  - A. EMACS collects maintenance cost on a calendar year cycle, 1 January thru 31 December. When the maintenance cost report was retrieved from EMACS, seven months of data was available. To provide an estimated annual maintenance and repair cost a calculation is required.

CALCULATION:

(total accumulated maintenance cost) divided by (seven months) multiplied by (twelve months) equals estimated annual maintenance cost.

DDL P

(KM)

V.B.3.1. CALCULATIONS:

1. Age of each mechanized/automated warehouse system.

0-5 yr.	5-10 yr.	10-20 yr.	>20 yr.
61 pcs.	161 pcs.	148 pcs.	121 pcs.

2. Estimated annual maintenance and repair cost per year:

\$ 24,512 divided by 7 x 12 = \$ 42,021

DDL P

V.B.32 The suggested source, does not provide enough data to answer this question.

1. EMACS program, Inquire Replacement Requirements was used to provide material handling and mobile equipment for capital investment replacements.
  - A. EMACS use life expectancy to project replacement of material handling and mobile capital investment equipment.
2. DDRE Modernization Mechanization 5 year plan, (FY96 thru FY2001) was used to provide mechanized and automated warehouse systems for capital investment replacements.
  - A. The Modernization Mechanization 5 year plan establishes DDRE as a modern, flexible, and completely integrated logistics organization with required facilities, equipment and systems to meet customer demands, increase productivity and effectiveness through use of modern materials handling technology, and maintain the lowest possible unit cost.



DDL P KM

V.B.33 DDRE-Z deferred response to HQ BRAC Office for coordination with HQ DDSC/DSS Implementation Office.

## BRAC 05 - CLOSE HOLD

## V.B.33

DDLP DID NOT HAVE A COPY OF SOURCE DOCUMENT. HOWEVER, REQUEST THE FOLLOWING SYSTEMS BE GIVEN CONSIDERATION:

DEPOT MAINTENANCE HAZARDOUS MATERIAL MANAGEMENT  
SYSTEM (DM-HMMS)  
JOINT ENGINEERING DATA MANAGEMENT SYSTEM (JEDMICS)  
SUPPLY INFORMIX MINI-COMPUTER ON-LINE DATABASES

INFORMATION SOURCE: DDLP SUPPLY SYSTEM ANALYST.

## V.B.34

INFORMATION SOURCE: EMACS LISTING AS OF 22 AUG 94. EQUATIONS PROVIDED BY DLA. PLEASE NOTE THAT IF PROPERTY BOOK RECORDS ARE USED, THE TONS OF SUPPORT EQUIPMENT WOULD EQUAL 573.3 TONS. THIS WAS DETERMINED BY USING ITEMS LISTED ON PROPERTY BOOK MINUS THE EMAC EQUIPMENT ITEMS MULTIPLIED BY THE .35 TON FIGURE PROVIDED BY DLA. THIS FIGURE IS SIGNIFICANTLY HIGHER THAN THE FIGURE PROVIDED BY USING THE EQUATION, PLUS IT DOES NOT INCLUDE FURNITURE.

## V.B.35

INFORMATION SOURCE: DEPOT EQUIPMENT COORDINATOR EMACS  
LISTING AS OF: 10 AUG 94.

## V.B.36

COVERED STORAGE CURRENTLY OCCUPIED:

579 K GROSS SQ. FT.

UNCOVERED:

OPEN IMPROVED:

860 K NET OCCUPIED SQ. FT.

OPEN UNIMPROVED:

221 K NET OCCUPIED SQ. FT.

THIS FIGURE REPRESENTS 63 K NET SQ. FT. OF VEHICLE STORAGE AND 158 K NET SQ. FT. OF MAGNESIUM COVERED BY GROUND.

INFORMATION SOURCE: 805 REPORT.

DDLP - KM

DDL

V.B.34 EMACS, program Inquire Equipment Identification was used as the source for mission equipment. The DDRE Manpower status report for the month ending 31 July 94 was used for support equipment.

1. DDRE BRAC office provided calculations for mission and support equipment.

CALCULATIONS:

Mission Equipment..

Host Activity: 5.38T x EMACS Inventory

Support Equipment..

.35 Tons x Staff

Mission Equipment..

Tenant Activity: 3.31T x EMACS Inventory

Support Equipment..

.35 Tons x Staff

DDL

V.B.35 EMACS, programs Availability Activity Summary Report and Inquire Equipment Identification were used as the source to identify the total number of light vehicles and heavy/special vehicles currently in the inventory to perform the mission.

ASSUMPTIONS:

Any piece of mobile equipment that can be driven over the road or by rail, either with or without a permit, was considered to be driveable. All other equipment was considered to be shipped.

V.B.37

DDLDP PERFORMS THE FOLLOWING UNIQUE MISSIONS:

CLAMSHELTERS - ALL SHELTERS RETURNING FROM SOUTHWEST ASIA WERE TO BE SENT TO DDLDP. DDLDP IS THE ONLY DEPOT THAT HAS BEEN TASKED WITH STORING AND RECONSTITUTING THE SHELTERS INTO A USEABLE CONDITION.

INFORMATION SOURCE: JOB ORDER LISTING, SCOPE OF WORK BETWEEN AVSCOM AND DDLDP.

AVENGER - LETTERKENNY ARMY DEPOT IS CURRENTLY THE ONLY DEPOT PERFORMING MAINTENANCE SUPPORT FOR THE HEAVY AVENGER. DDLDP IS THE ONLY DEPOT DOING FINAL PREPARATION AND SHIPPING OF THE HEAVY AVENGERS FOR TOTAL PACKAGE FIELDING.

INFORMATION SOURCE: JOB ORDER LISTING.

PALADIN - LETTERKENNY ARMY DEPOT AND DDLDP ARE THE ONLY GOVERNMENT MEMBERS OF THE PALADIN PARTNERSHIP WHO PERFORM WORK ON THE M109A2/A3s FOR UPGRADE TO PALADIN STATUS.

INFORMATION SOURCE: JOB ORDER LISTING, PROPERTY MANAGEMENT PLAN BETWEEN PM PALADIN, LEAD, DDLDP, DCM, AND UNITED DEFENSE, DATED 15 MAY 94.

FAASVs - THE FAASVs ARE FIELDIED IN CONJUNCTION WITH THE PALADIN. THEREFORE, LEAD AND DDLDP ARE THE ONLY DEPOT TO PERFORM THIS WORK.

INFORMATION SOURCE: JOB ORDER LISTING.

PLEASE NOTE THAT DDLDP PERFORMS MISSIONS WHICH MAY NOT BE UNIQUE, BUT THE CUSTOMERS ARE UNIQUE. PLEASE REFER TO THE ATTACHED JOB ORDER LISTING IF THERE IS A QUESTION AS TO WHETHER ANY OF DDLDP'S REIMBURSABLE WORK SHOULD BE ADDED AS UNIQUE.

V.B.38

AS PER ██████████ DDRE-CCC, DDLDP HAS NO UNIQUE WAR-TIME CONTINGENCY.

██████████ SDSLE-BF, LEAD, DUE TO LETTERKENNY ARMY DEPOT BEING THE CENTER FOR TECHNICAL EXCELLENCE FOR MISSILES, DDLDP'S SUPPORT IN A WAR-TIME CONTINGENCY WOULD EXIST. HOWEVER, AT THIS TIME, NO CONCEPTS OF OPERATIONS HAVE BEEN ADDRESSED.

BRAC 95 - CLOSE HOLD

V.B.39

ATTACHED IS A LISTING OF REIMBURSABLE JOB ORDERS UNDER WHICH DDLP IS WORKING.

INFORMATION SOURCE: JOB ORDER LISTING PROVIDED BY DDRE, 17 AUG 94.

V.B.40

QUESTION ELIMINATED BY DLA.

V.B.41.

DDLDP SUPPORTS FMS NON-DOD CUSTOMERS. HOWEVER, DLA GUIDANCE WAS TO NOT INCLUDE FMS IN THIS QUESTION. OTHER THAN FMS CUSTOMERS, DDLDP DOES NOT SUPPORT ANY NON-DOD CUSTOMERS.

V.B.42

DDLDP'S MISSION IS ESSENTIAL TO DOD.

INFORMATION SOURCE: DLA 5805.3

V.B.43

NO OTHER NON-DLA ACTIVITY PERFORMS THE SAME MISSION AS DDLDP.

INFORMATION SOURCE: DMRD 902

JOBORDER	COSTCODE	JODESCRIP	AUTHFUND	BALANCE	OLDPCNJOM	CHDRORG	ORGAUTH
12L001	376013000	BRAC, Reg of Gen Sup, IAW	\$149,830.80	\$42,873.56	DLA-02L001,DLA-02L063,	LEAD	all
12L007	376013000	AVSCOM ROTOR BLADE INSPECTION	\$15,714.85	\$10,753.49		ATCOM	S,XQ,T
12L010	376013000	FMS CASE SR-VNX	\$1,383,208.63	1,165,539.08		HICOM	all
12L014	376013000	Assem 33 ea M992 FAASV Kits	\$8,891.07	\$8,891.07	7D2KA4	TACOM	S,V
12L022	376013000	MAINTENANCE CLAMSHelters	\$173,730.24	\$2,041.40	DLA-12L058	FORSCOM	S,XQ,S,T
12L047	376013000	GLVLLD ASST	\$202,126.22	\$188,377.23	DLA-02L020,12L068	HICOM	V
12L061	36904	HAWK HELP TFF	\$56,140.60	\$45,418.46	021064	HICOM	V
12L062	376013000	DEPHEDS INSPECT/REPACK RETURNS	\$364,680.00	\$350,171.51	DLA-02L090,7A2FN3,7A58	MISC	XQ,S
12L082	376013000	AMCCOM PKG RIFLES W/BII	\$8,628.00	\$8,628.00	DLA-12L052	AMCCOM	S,T,XQ
12L083	376013000	CCP FOR FMS CASE,KS-YDY-003	\$4,530.00	\$3,018.99		SEC ASST	V
12L084	376013000	CCP FOR FMS CASE TW-YNG-003	\$2,197.00	\$69.12		Sec Asst	V
12L085	376013000	CCP FOR FMS CASE EG-UKB-006	\$4,729.00	(\$1,856.17)		Sec Asst	V
12L086	376013000	CCP FOR FMS CASE JO-VOW-006	\$25,247.00	(\$5,230.90)		Sec Asst	V
12L087	376013000	CCP FOR FMS CASE WS-UQH-003	\$2,452.00	(\$126.88)		Sec Asst	V
12L090	376013000	CCP FOR FMS CASE SP-VJI-005	\$7,452.25	(\$5,416.92)	DLA-12L046	Sec Asst	V
13L013	376013000	PATRIOT SWEEPDOWN -PHASE III	\$53,164.38	\$19,029.46	DLA-03L038	HICOM	all
13L037	376023000	HAWK CTX Program	\$150,000.00	\$59,859.93	DLA-12L005	LEAD	V,T,S
13L038	376013000	PATRIOT,M934 VAN	\$135,000.00	(\$2,226.94)	DLA-13L028	HICOM	S,XQ,U
13L041	376013000	Storage and Inventory of Kuwait Material	\$31,936.00	\$746.66		HICOM	S,V,XQ
13L045	376013000	DNS-Copper	\$15,378.00	\$1,790.10		Def Nat'l Stkp	S
13L046	376013000	Paint 100-H109A6 Paladin Kits	\$81,000.00	\$63,561.81		Misc	S,T
13L048	376013000	PATRIOT - CONV,M977 VEHICLES,	\$100,000.00	(\$1,542.11)		HICOM	U,XQ,T,S
13L049	376013000	FMS SR-JBQ-056,Store,Maint,Paint Vehicle	\$400,000.00	\$305,850.04		HICOM	U,XQ
13L050	376013000	HICOM-CCP for FMS EG-UOQ	\$45,000.00	\$24,257.53		HICOM	U,XQ,S,S,T
13L051	376013000	HICOM-FMS EG-B-UOA	\$420,000.00	\$367,158.53		HICOM	all
13L055	376013000	Hainz Army Depot	\$50,000.00	\$36,583.32		MISC	all

ym





~~Page VI~~

(4)  
20



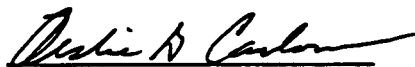
DDL P RESPONSE TO DATA CALL - PART VI

SERVICES PROVIDED/RECEIVED

VI.A.1 THRU 9 ANSWER ATTACHED.

MANYEAR FIGURES WERE OBTAINED BY USING FORMULA PROVIDED BY DDRE,  
PLUS DDL P AVERAGE SALARY FIGURE, ALSO PROVIDED BY DDRE.

I CERTIFY THAT THE INFORMATION CONTAINED HEREIN IS ACCURATE AND COMPLETE  
TO THE BEST OF MY KNOWLEDGE AND BELIEF.



LESLIE G. CARLOW  
LTC, USA  
COMMANDER

PART VI: RECEIVING SERVICESACTIVITY CODE: KM

PAGE 1

VI.A.5.  
CATEGORY OF SUPPORTVI.A.6.  
PROVIDER OF SUPPORT  
(Full Name of Org.)VI.A.7.  
WORK YEARS  
(2088 hrs=work yrs)

A1 CHAPEL & CHAPLAIN SERVICES BA	LETTERKENNY ARMY DEPOT	-0-
A2 COMMAND ELEMENT BG SOCIAL ACTIONS	LETTERKENNY ARMY DEPOT	1.12 YRS
A3 COMMON USE FAC OPS/MAINT/REP/CON BN ICE AND SNOW REMOVAL	LETTERKENNY ARMY DEPOT	4.63 YRS
A4 DISASTER PREPAREDNESS BW	LETTERKENNY ARMY DEPOT	.1638 YRS
A5 ENVIRONMENTAL COMPLIANCE BO	LETTERKENNY ARMY DEPOT	4.60 YRS
A6 FIRE PROTECTION AH	LETTERKENNY ARMY DEPOT	31.08 YRS
A8 MORALE & FITNESS SUPPORT	LETTERKENNY ARMY DEPOT	.7410 YRS
A9 POLICE SERVICES AI	LETTERKENNY ARMY DEPOT	11.45 YRS
A10 SAFETY BB	LETTERKENNY ARMY DEPOT	5.16 YRS
A11 SHUTTLE SERVICES AO TRANSPORTATION	LETTERKENNY ARMY DEPOT	-0-
B1 ADMINISTRATIVE SERVICES AY ADMINISTRATIVE SERVICES	LETTERKENNY ARMY DEPOT	3.47 YRS
B3 AUTOMATED DATA PROCESSING AA COMPUTER & DATA PROCESSING	LETTERKENNY ARMY DEPOT	8.93 YRS
B4 CIVILIAN PERSONNEL SERVICES AC	LETTERKENNY ARMY DEPOT	1.41 YRS
B6 COMMUNICATION SERVICES BC	LETTERKENNY ARMY DEPOT	2.05 YRS

PART VI: RECEIVING SERVICESACTIVITY CODE: KM

PAGE 2

<u>VI.A.5.</u> <u>CATEGORY OF SUPPORT</u>	<u>VI.A.6.</u> <u>PROVIDER OF SUPPORT</u> <u>(Full Name of Org.)</u>	<u>VI.A.7.</u> <u>WORK YEARS</u> <u>(2088 hrs=work yrs)</u>
B7 COMMUNITY SUPPORT SERVICES BD COMMUNITY SERVICES	LETTERKENNY ARMY DEPOT	.9240 YRS
B9 CUSTODIAL SERVICES AF	LETTERKENNY ARMY DEPOT	1.03 YRS
B12 EQUIPMENT OPS/MAINT/REPAIR MG VEHICLES - COMMERCIAL & MILITARY	LETTERKENNY ARMY DEPOT	15.16 YRS
B15 FACILITY MAINTENANCE & REPAIR AW REAL PROPERTY MAINTENANCE	LETTERKENNY ARMY DEPOT	24.74 YRS
B16 FINANCE AND ACCOUNTING AB	LETTERKENNY ARMY DEPOT	-0-
B21 INSTALLATION RETAIL SUP & STOR OPS AN STORAGE AND WAREHOUSING	LETTERKENNY ARMY DEPOT	5.42 YRS
B22 LAUNDRY AND DRY CLEANING AK	LETTERKENNY ARMY DEPOT	-0-
B23 LEGAL SERVICES AD	LETTERKENNY ARMY DEPOT	.0505 YRS
B24 MILITARY PERSONNEL SUPPORT BF	LETTERKENNY ARMY DEPOT	.1233 YRS
B28 PURCHASING & CONTRACTING SERVICES AG PURCHASING AND CONTRACTING	LETTERKENNY ARMY DEPOT	1.83 YRS
B29 REFUSE COLLECTION & DISPOSAL AX DISPOSAL SERVICE	LETTERKENNY ARMY DEPOT	4.64 YRS
B32 TRANSPORTATION SERVICES	LETTERKENNY ARMY DEPOT	.021 YRS

DDL - KM

v m

PART VI: PROVIDING SERVICESACTIVITY CODE: KM-DDLP

<u>VI.A.1</u> <u>CATEGORY OF SUPPORT</u>	<u>VI.A.2</u> <u>RECEIVER OF SUPPORT</u> <u>(FULL NAME OF ORG.)</u>	<u>VI.A.3</u> <u>PROVIDING ORG</u>	<u>VI.A.4</u> <u>WORK YEARS</u> <u>(2088 HRS=WORK YRS)</u>
B12 EQUIP OPS/MAINT/REPAIR	LETTERKENNY ARMY DEPOT	DEFENSE DIST. REGION EAST	-0-
B21 INSTALLATION RETAIL SUPPLY AND STORAGE OPS	LETTERKENNY ARMY DEPOT	DEFENSE DIST. REGION EAST	134.41 YRS
B32 TRANSPORTATION SERVICES	LETTERKENNY ARMY DEPOT	DEFENSE DIST. REGION EAST	7.77 YRS
B35 OTHER TRAINING RESERVE COMPONENTS	LETTERKENNY ARMY DEPOT	DEFENSE DIST. REGION EAST	-0-
<hr/>			
B21 INSTALLATION RETAIL SUPPLY AND STORAGE OPS	US ARMY RESERVE COMMAND	DEFENSE DIST. REGION EAST	2.85 YRS

Source of Data: ISA #SB3100-94102-001 (LETTERKENNY ARMY DEPOT)  
 SB3100-92352-001 (US ARMY RESERVE COMMAND)  
 Reference: DODI 4000.19

POC for this information is:

filename: ddlpsupb.wpf

DDL - KM

PART VI: RECEIVING SERVICES

ACTIVITY CODE: KM

PAGE 3

VI.A.5.  
CATEGORY OF SUPPORTVI.A.6.  
PROVIDER OF SUPPORT  
(Full Name of Org.)VI.A.7.  
WORK YEARS  
(2088 hrs=work yrs)B33 UTILITIES  
AP

LETTERKENNY ARMY DEPOT

27.38 YRS

B35 OTHER SERVICES  
AS CALIBRATION/PRECISE MEASURING EQUIP

LETTERKENNY ARMY DEPOT

-0-

Source of Data: ISA # LEAD-92245-005  
Reference DODI 4000.19B35 OTHER SERVICES  
AS CALIBRATION/PRECISE MEASURING EQUIPUS ARMY TEST MEASUREMENT  
AND DIAGNOSTIC EQUIPMENT  
SUPPORT GROUP

1.09 YRS

Source of Data: ISA # W804EM-89086-178  
Reference DODI 4000.19

POC for this information is:

filename: DDLPBRAC

VI.A.8 - None, these services are part of ISA with Letterkenny Army Depot.

VI.A.9 - None, see VI.A.8.

Source: Janet Tice, DDLP-XA

DDL - KM

r/m



IN REPLY  
REFER TO: DDRE-RB

BRAC 95 - CLOSE HOLD

AUG 10 1994

SUBJECT: Base Realignment and Closure (BRAC) 95 Data Call - Part VI

TO: All Primary BRAC 95 POCs in DDRE

1. Reference: DDRE BRAC'95 Data Call Matrix, 2 August 1994.
2. Per reference, DDRE-R has enclosed a floppy disk and hard copy for Part VI, Services Provided/Services Received Data Call. This floppy is in Enable 4.0 word processing format. DDRE-R has filled in applicable Parts VI.A.1 and/or VI.A.5. The source of the data is noted on the bottom of each word processing document. We have provided all the ISSA category data that we have on record at region. If you identify something that is not on your data file please provide DDRE-R with a hard copy of your source document (ie. ISSA).
3. Enclosure 3 is the computation of your depot's average salary per work year. This figure should be used in establishing number of work years (ie. estimated ISSA Category costs/depot average salary per work year = estimated # of work year).
4. Data submission for Part VI are to be submitted on the floppy disk provided along with a certified hard copy by 6 Sep 94. Any questions may be directed to undersigned at, DSN 977-8584.

DDRE-R BRAC Program Manager

3 Encls

DDL - KM



SOURCE: UPCC 760A\*  
(Cumulative 30 JUN 94)

DEPOT AVERAGE SALARY

DEPOT: DDL  
ACTVY CODE: KM

	<u>O.C.</u>	<u>EXTD</u>		
TOTAL	10.00	13,499,086	TOTAL PAID HRS	<u>807,573</u>
-	11.19	45,347	- OT/HOL HRS	<u>68,607</u>
Minus	11.29	2,008		
-	11.30	255,209	SUB TOTAL HRS	<u>743,966</u>
-	11.40	639		
-	11.50	4,237,940		
SUB-TOTAL *		<u>11,955,945</u>		
Divide by:		÷		
SUB-TOTAL HRS		<u>743,966</u>	=	<u>16.07</u>
X 2088				x 2088
DEPOT AVERAGE SALARY				<u>\$ 33,554</u>

\* ATTACH COPY OF ACTIVITY PAGE OF UPCC 760A.

"I certify that the information contained herein is accurate and complete to the best of my knowledge and belief."





PART VIII



**FORMAT**

**Part VIII: COMMUNITY INFORMATION DATA CALL QUESTIONS**

Name of Activity: Defense Distribution Depot Letterkenny

Duty Station: Chambersburg, PA

**VIII.A. General Obligation Bond Rating**

VIII.A.1. Rating: A1

VIII.A.1. Date of Rating: July 1994

VIII.A.1. If used, "nearest municipality" name:

1. Chambersburg Area Joint School Authority.
2. Chambersburg Area School District

Source (identify and provide as an enclosure):

1. Moody's Bond Record, Dun & Bradstreet Corp., p. 608
2. Moody's Municipal & Government Manual, Dun & Bradstreet Corp., pp. 4702, 492

**VIII.B. Local Area Public Transportation**

VIII.B.2. Public Transportation to Installation (circle):

Yes  No

VIII.B.3. If Yes, List Public Transportation Systems:

1. None
2. \_\_\_\_\_
3. \_\_\_\_\_
4. \_\_\_\_\_
5. \_\_\_\_\_

Source (s):

\_\_\_\_\_

\_\_\_\_\_

\_\_\_\_\_

**VIII.C. Airport**

## Distance from the Installation

VIII.C.4.a Number of Miles: 1. 21 miles  
2. 60 miles

VIII.C.4.b Approximate Driving Time (minutes):  
1. 30  
2. 75

VIII.C.5. Hub Classification (circle): Large Hub  
 Medium Hub  
 Small Hub #2  
 Non-Hub #1

## VIII.C.6. Name and Street Address of Airport:

1. Hagerstown Regional Airport, Hagerstown, MD
2. Harrisburg International Airport, Harrisburg, PA

Source(s): Places Rated Almanac, Boyer & Savageau, Prentice Hall,  
New York, 1989, p. 157  
Household Goods Carriers Bureau, ICC HGB 100-3,  
Mileage Guide #16

**VIII.D. Road Systems**

VIII.D.7. Number of Main Interstate Highways: 1

VIII.D.8. Number of Spur Interstate Highways: 0

VIII.D.9. Number of four lane U.S. Highways: 0

VIII.D.10. Number of two lane U.S. Highways: 2

Source(s): AAA Pennsylvania Road Map 93-94

DDL - KM

VIII Format-3

VIII.E.

Activity: KM (DDLDP)  
ADDITIONAL INFORMATION MAY BE FORTHCOMING BY 30 OCT 94

VIII.E.11.

A 25% increase would raise the number of employees by 117 positions.

Approximately 45 days would be required to fill the shipment, supply clerical, quality specialist, supply specialist, driver/operator, material handler and packing positions.

VIII.E.12.

A 50% increase would raise the number of employees by 234 positions.

Approximately 120 days would be required to fill the shipment, supply clerical, quality specialist, supply specialist, driver/operator, material handler and packing positions.

VIII.E.13.

A 100% increase would raise the number of employees by 240 positions.

Approximately 240 days would be required to fill the shipment, supply clerical, quality specialist, supply specialist, driver/operator, material handler and packing positions.

\*\*\*\*\*

Sources:

Mr. Richard Brown, Chief of Recruitment and Placement Division, Letterkenny Army Depot (LEAD). LEAD maintains an applicant supply file and based on past history, they had no problems in filling supply related positions when having to staff up large numbers. Desert Storm was given as an example. LEAD recently received additional workload from another installation. They are maintaining an applicant supply file of employees willing to transfer with the work-exception to PPP.

Mr. Wes Cool, Supervisor, Job Service Section and Mr. Gene Klevgard, Veterans Representative, Chambersburg are is approximately 6.5% - slightly higher in rural areas. The unemployment office maintains an applicant supply file (SF 171s) of veterans. The applicant supply file consists of applicants with a wide variety of experience. To date, there are approximately 1,000 applications on file.

**VIII.E. Work Force Availability**

Provide a separate submission. Be sure the submission is titled: "VIII.E. Work Force Availability." Be sure the submission identifies the name of the activity and the duty station.

**VIII.F. Vocational and Technical Education and Training**

**VIII.F.14.**

<u>Type of Training/Instruction</u>	<u>Number of Voc/Tech Institutions Offering the Type of Training/Instruction</u>
Basic Computer	3
Automotive	3
Electronics	2
Welding	2
Building Trades	2
Office Tech	6
Secretarial	1

**VIII.F.15. Name & Address**

See Attachment

---

---

---

- Source(s):
- a. American Trade Schools Directory, 1994, Croner Pubs. NY
  - b. Directory of Public Vocational-Technical Schools, 1995, MMG and Minnesota Scholarly Press
  - c. Franklin Co Area Vo-tech Adult Programs, 1994
  - d. Sprint United Telephone Directory, 1994, Franklin Countywide

**VIII.G. Colleges and Universities**

**VIII.G.16. Number of Two-year Colleges: 6**

DDL - KM



VIII.F.15. Name & Address

- a. Franklin County Area Vocational-Technical School  
2463 Loop Road  
Chambersburg, PA 17201
- b. Fulton County Area Vocational-Technical School  
151 East Cherry  
McConnellsburg, PA 17233
- c. Career Studies Center  
50 West Oak Ridge Drive  
Hagerstown, MD 21740
- d. Hagerstown Junior College  
751 Robinwood Drive  
Hagerstown, MD 21742
- e. Hagerstown Business College  
18618 Crestwood Drive  
Hagerstown, MD 18618

VIII.G.17. Colleges and Universities (Bachelor Degrees):

Name & Address of School

- 1. See Attached List
- 2. \_\_\_\_\_
- 3. \_\_\_\_\_
- 4. \_\_\_\_\_
- 5. \_\_\_\_\_

Source(s): 1987-88 Directory of Postsecondary Institutions,  
U.S. Department of Education CS 88-208-1

VIII.H. Closure, Delayed Opening or Early Dismissal Caused by Adverse Climate Conditions

VIII.H.18.a.; VIII.H.18.b.; VIII.H.19.a; VIII.H.19.b.  
List for 1992, 1993, and 1994:

	<u>Date</u>	<u>Type of Action</u>	<u>Cause</u>
1.	<u>See Attached List</u>	_____	_____
2.	_____	_____	_____
3.	_____	_____	_____
4.	_____	_____	_____
5.	_____	_____	_____

Source(s): Local records - Division time and attendance  
book, LEAD and DDLP E-Mails (copies attached)

DDL (KM)

VIII.I. Area of Residence: Civilian Employees

VIII.I.20.	<u>City/Town</u>	<u>County</u>	<u>State</u>	<u>% of Total</u>
1.	<u>Chambersburg</u>	<u>Franklin</u>	<u>PA</u>	<u>37%</u>
2.	<u>Shippensburg</u>	<u>Cumberland</u>	<u>PA</u>	<u>12%</u>
3.	<u>Fayetteville</u>	<u>Franklin</u>	<u>PA</u>	<u>7%</u>
4.	_____	_____	_____	_____
5.	_____	_____	_____	_____

Source(s): Cities/Towns and Zip Code listing  
DBMS Civilian Personnel Data Bank  
DDL (KM) 94203, Rand McNally Road Atlas  
(1991)

VIII.J. Housing: Median Value of Owner Occupied Homes

VIII.J.21.	<u>County/City</u>	<u>Median Value</u>
1.	<u>Franklin, Chambersburg</u>	<u>\$70,500</u>
2.	<u>Cumberland, Shippensburg</u>	<u>\$85,000</u>
3.	<u>Franklin, Fayetteville</u>	<u>\$70,500</u>
4.	_____	_____
5.	_____	_____

Sources(s): 1990 Census of Population and Housing  
Summary Tape File 1A, PA  
\_\_\_\_\_

VIII.G.17. Colleges and Universities (Bachelor Degrees):

Name and Address of School

1. Hood College  
Rosemont Avenue  
Frederick, MD 21701
2. Mount Saint Marys College  
Emmitsburg, MD 21727
3. Western Maryland College  
Westminster, MD 21157
4. Dickinson College  
Carlisle, PA 17013
5. Gettysburg College  
North Washington Street  
Gettysburg, PA 17325
6. Juniata College  
1700 Moore Street  
Huntingdon, PA 16652
7. Lutheran Theological Seminary  
61 West Confederate Avenue  
Gettysburg, PA 17325
8. Pennsylvania State University Mont Alto Campus  
Mont Alto, PA 17237
9. Shippensburg University of Pennsylvania  
Shippensburg, PA 17257
10. Wilson College  
1015 Philadelphia Avenue  
Chambersburg, PA 17201
11. Shepherd College  
Shepherdstown, WV 25443

## VIII.H. Closure, Delayed Opening or Early Dismissal caused by Adverse Climate Conditions

VIII.H.18.a.; VIII.H.18.b.; VIII.H.19.a.; VIII.H.19.b.  
List for 1992, 1993, and 1994:

	<u>Date</u>	<u>Type of Action</u>	<u>Cause</u>
1.	10 Dec 92	Early Dismissal	Snow
2.	15 Mar 93	Closed	Snow
3.	19 Jan 94	Early Dismissal	Snow/Ice
4.	19 Jan 94	Closed (third shift)	Snow/Ice
5.	20 Jan 94	Delayed Opening	Snow
6.	28 Jan 94	Delayed Opening	Snow
7.	11 Feb 94	Delayed Opening	Snow/Ice
8.	23 Feb 94	Delayed Opening	Snow/Ice
9.	3 Mar 94	Closed (until 0900)	Snow

DDL (KM)

VIII.K. Housing: Monthly Owner Costs

<u>VIII.K.22.</u>	<u>County/City</u>	<u>Monthly Costs</u>
1.	<u>Franklin, Chambersburg</u>	<u>\$596</u>
2.	<u>Cumberland, Shippensburg</u>	<u>\$722</u>
3.	<u>Franklin, Fayetteville</u>	<u>\$596</u>
4.	_____	_____
5.	_____	_____

Source(s): Bureau of the Census. 1990 Census  
of Housing. Detailed Housing  
Characteristics. Table 68  
Financial Characteristics: 1990  
Motage Status and Selected Monthly  
Owner Costs - County - PA

VIII.L. Housing: Median Rent

<u>VIII.L.23.</u>	<u>County/City</u>	<u>Median Rent</u>
1.	<u>Franklin, Chambersburg</u>	<u>\$273</u>
2.	<u>Cumberland, Shippensburg</u>	<u>\$378</u>
3.	<u>Franklin, Fayetteville</u>	<u>\$273</u>
4.	_____	_____
5.	_____	_____

Source(s): 1990 Census of Population and Housing  
Summary Tape File 1A Median Contract Rent  
County - PA

DDL P (KM)

VIII.M. New Housing Starts

VIII.M.24.	County/City	# of Housing Units/Permits			
		1990	1991	1992	1993
1.	<u>Franklin,</u> <u>Chambersburg</u>	<u>310</u>	<u>165</u>	<u>710</u>	<u>643</u>
2.	<u>Cumberland*,</u> <u>Shippensburg</u> <u>Borough**</u>	<u>1084</u> <u>5</u>	<u>819</u> <u>7</u>	<u>989</u> <u>6</u>	<u>1055</u> <u>17</u>
3.	<u>Franklin,</u> <u>Fayetteville</u>	<u>310</u>	<u>165</u>	<u>710</u>	<u>643</u>
4.	_____	_____	_____	_____	_____
5.	_____	_____	_____	_____	_____

\* County Total

\*\* Shippensburg Borough Total

Source(s): U. S. Bureau of the Census,  
Construction Report C40/90-93-A,  
Housing Units Authorized by Building  
Permits: Annual 1990 - 1993 Table 4, 3

	VIII.N.25.	VIII.N.26.a	VIII.N.26.b.
<u>County/City</u>	<u>Ratio</u>	<u>% Graduate</u>	<u>% College</u>
1. <u>Franklin</u>	17.6:1 (7,901:447)	<u>89.2</u>	<u>41%</u>
2. <u>Cumberland</u>	17.4:1 (2,720:156)	<u>92.4</u>	<u>36%</u>
3. _____	_____	_____	_____
4. _____	_____	_____	_____
5. _____	_____	_____	_____

Sources (s): Quality Education Data, Inc., Pennsylvania

School Guide

The State of the Child, 1993 Fact Book, Richmond & Steketee et al

DDL - KM

VIII Format-8



**VIII.O. Health Care**

VIII.O.27. Rate of Patient Care Physicians/1,000: 2.26

VIII.O.28. Number of Hospital Beds/1,000: 4.00

VIII.O.29. Distance to Nearest Hospital:

VIII.O.29.a. Number of Miles: 7 miles

VIII.O.29.b. Approximate Driving Time: 15 minutes

VIII.O.29.c. Name & Address:

Chambersburg Hospital

112 North Seventh Street

Chambersburg, PA 17201

Source(s): 1-American Business Climate & Economic Profiles,  
Priscilla Cheng Geahigan, Editor, Gale Research Inc.  
2-United Telephone Directory for Franklin  
Countywide-Chambersburg, 1994

**VIII.P. Crime Rates**

	<u>1990</u>	<u>1991</u>	<u>1992</u>
VIII.P.30. Violent Crime Rate	<u>6.3</u>	<u>5.59</u>	<u>5.36</u>
VIII.P.31. Property Crime Rate	<u>17.8</u>	<u>17.7</u>	<u>16.76</u>

Source(s): U.S. Department of Justice, Federal Bureau  
of Investigation, Uniform Crime Reports,  
1990, 1991, and 1992

VIII.Q. Federal Salary Rates - KM (DDL P)

		<u>GS-9, step 4</u>	<u>WG-5, step 2</u>		
VIII.Q.32.a.	Per hour	<u>15.10</u>	<u>11.20</u>		
VIII.Q.32.b.	Per Annum	<u>31,512</u>	<u>23,374</u>		
		<u>PP-G-S</u>	<u>PP-G-S</u>	<u>PP-G-S</u>	<u>PP-G-S</u>
VIII.Q.33.		<u>GS-6/5</u>	<u>WG-6/4</u>	<u>          </u>	<u>          </u>
VIII.Q.33.a.	Per hour	<u>11.44</u>	<u>12.54</u>	<u>          </u>	<u>          </u>
VIII.Q.33.b.	Per Annum	<u>23,883</u>	<u>26,171</u>	<u>          </u>	<u>          </u>

Source(s) : Salary Table No. 94-RUS, Jan 94  
Wage Rate Schedule, 11 Jan 94, effective 20 Mar 94



BRAC 95 - CLOSE HOLD

DDL P RESPONSE TO DATA CALL - PART VIII

COMMUNITY INFORMATION DATA CALL

VIII.A.1 ANSWER ATTACHED.

VIII.B.2 ANSWER ATTACHED.

VIII.B.3 ANSWER ATTACHED.

VIII.C.4 ANSWER ATTACHED.

VIII.C.5 ANSWER ATTACHED.

VIII.C.6 ANSWER ATTACHED.

VIII.D.7 ANSWER ATTACHED.

VIII.D.8 ANSWER ATTACHED.

VIII.D.9 ANSWER ATTACHED.

VIII.D.10 ANSWER ATTACHED.

VIII.E.11 TO BE ANSWERED BY DDRE.

VIII.E.12 TO BE ANSWERED BY DDRE.

VIII.E.13 TO BE ANSWERED BY DDRE.

VIII.F.14 ANSWER ATTACHED.

VIII.F.15 ANSWER ATTACHED.

VIII.G.16 ANSWER ATTACHED.

VIII.G.17 ANSWER ATTACHED.

VIII.H.18 ANSWER ATTACHED.

VIII.H.19 ANSWER ATTACHED.

VIII.I.20 TO BE ANSWERED BY DDRE. DDL P HAS PROVIDED A RESPONSE TO COMPARE WITH DDRE RESPONSE.

VIII.J.21 TO BE ANSWERED BY DDRE. DDL P HAS PROVIDED A RESPONSE TO COMPARE WITH DDRE RESPONSE.

VIII.K.22 TO BE ANSWERED BY DDRE. DDL P HAS PROVIDED A RESPONSE TO COMPARE WITH DDRE RESPONSE.

VIII.L.23 TO BE ANSWERED BY DDRE. DDL P HAS PROVIDED A RESPONSE TO COMPARE WITH DDRE RESPONSE.

DDL P - KM

BRAC 95 - CLOSE HOLD

VIII.M.24 TO BE ANSWERED BY DDRE. DDLP HAS PROVIDED A RESPONSE TO COMPARE WITH DDRE RESPONSE.

VIII.N.25 ANSWER ATTACHED.

VIII.N.26 ANSWER ATTACHED.

VIII.O.27 ANSWER ATTACHED.

VIII.O.28 ANSWER ATTACHED.

VIII.O.29 ANSWER ATTACHED.

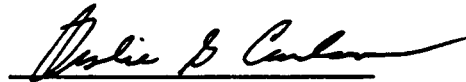
VIII.P.30 ANSWER ATTACHED.

VIII.P.31 ANSWER ATTACHED.

VIII.Q.32 TO BE ANSWERED BY DDRE. DDLP HAS PROVIDED A RESPONSE TO COMPARE WITH DDRE RESPONSE.

VIII.Q.33 TO BE ANSWERED BY DDRE. DDLP HAS PROVIDED A RESPONSE TO COMPARE WITH DDRE RESPONSE.

I CERTIFY THAT THE INFORMATION CONTAINED HEREIN IS ACCURATE AND COMPLETE TO THE BEST OF MY KNOWLEDGE AND BELIEF.



LESLIE G. CARLOW  
LTC, USA  
COMMANDER


DDL - KM



AC  
HG  
4905

# MOODY'S® BOND RECORD

CORPORATES  
CONVERTIBLES  
GOVERNMENTS  
MUNICIPALS



JULY 1994

MOODY'S INVESTMENT SERVICE

DATA ANALYZED BY: Jacqueline Ziebert, DDLP-XA, DSN 570-8456, 31 Aug 94

Purpose: The system of rating securities was originated by John Moody in 1909.

The purpose of Moody's Ratings is to provide the investors with a simple system of gradation by which the relative investment qualities of bonds may be noted.

Rating Symbols: Gradations of investment quality are indicated by rating symbols, each symbol representing a group in which the quality characteristics are broadly the same. There are nine symbols as shown below, from that used to designate least investment risk (i.e., highest investment quality) to that denoting greatest investment risk (i.e., lowest investment quality):

Aaa Aa A Baa Ba B Caa Ca C

For explanation of municipal rating symbols, in particular the A 1 and Baa 1 groups see page 426.

Absence of Rating: Where no rating has been assigned or where a rating has been suspended or withdrawn, it may be for reasons unrelated to the quality of the issue.

Should no rating be assigned, the reason may be one of the following:

1. An application for rating was not received or accepted.
2. The issue or issuer belongs to a group of securities or companies that are not rated as a matter of policy.
3. There is a lack of essential data pertaining to the issue or issuer.
4. The issue was privately placed, in which case the rating is not published in Moody's publications.

Suspension or withdrawal may occur if new and material circumstances arise, the effects of which preclude satisfactory analysis; if there is no longer available reasonable up-to-date data to permit a judgment to be formed; if a bond is called for redemption; or for other reasons.

Changes in Rating: The quality of most bonds is not fixed and steady over a period of time, but tends to undergo change. For this reason changes in ratings occur so as to reflect these variations in the intrinsic position of individual bonds.

A change in rating may thus occur at any time in the case of an individual issue. Such rating change should serve notice that Moody's observes some alteration in the investment risks of the bond or that the previous rating did not fully reflect the quality of the bond as now seen. While because of their very nature, changes are to be expected more frequently among bonds of lower ratings than among bonds of higher ratings, nevertheless the user of bond ratings should keep close and constant check on all ratings—both high and low ratings—thereby to be able to note promptly any signs of change in investment status which may occur.

Limitations to Uses of Ratings: Bonds carrying the same rating are not claimed to be of absolutely equal quality. In a broad sense they are alike in position, but since there are a limited number of rating classes used in grading thousands of bonds, the symbols cannot reflect the fine shadings of risks which actually exist. Therefore, it should be evident to the user of ratings that two bonds identically rated are unlikely to be precisely the same in investment quality.

As ratings are designed exclusively for the purpose of grading bonds according to their investment qualities, they should not be used alone as a basis for investment operations. For example, they have no value in forecasting the direction of future trends of market price. Market price movements in bonds are influenced not only by the quality of individual issues but also by changes in money rates and general economic trends, as well as by the length of maturity, etc. During its life even the best quality bond may have wide price movements, while its high investment status remains unchanged.

The matter of market price has no bearing whatsoever on the determination of ratings which are not to be construed as recommendations with respect to "attractiveness." The attractiveness of a given bond may depend on its yield, its maturity date or other factors for which the investor may search, as well as on its investment quality, the only characteristic to which the rating refers.

Since ratings involve judgments about the future, on the one hand, and since they are used by investors as a means of protection, on the other, the effort is made when assigning ratings to look at "worst" potentialities in the "visible" future, rather than solely at the past record and the status of the present. Therefore, investors using the rating should not, expect to find in them a reflection of statistical factors alone, since they are an appraisal of long term risks, including the recognition of many non-statistical factors.

Though ratings may be used by the banking authorities to classify bonds in their bank examination procedure, Moody's Ratings are not made with these bank regulations in view. Moody's Investors Service's own judgment as to desirability or non-desirability of a bond for bank investment purposes is not indicated by Moody's Ratings.

Moody's Ratings represent the mature opinion of Moody's Investors Service, Inc., as to the relative investment classification of bonds. As such, they should be used in conjunction with the description and statistics appearing in Moody's Manuals. Reference should be made to these statements for information regarding the issuer. Moody's Ratings are not commercial credit ratings. In no case is default or receivership to be imputed unless expressly so stated in the Manual.

Aaa  
Bonds which are rated Aaa are judged to be of the best quality. They carry the smallest degree of investment risk and are generally referred to as "gilt edged." Interest payments are protected by a large or by an exceptionally stable margin and principal is secure. While the various protective elements are likely to change, such changes as can be visualized are most unlikely to impair the fundamentally strong position of such issues.

Aa

Bonds which are rated Aa are judged to be of high quality by all standards. Together with the Aaa group they comprise what are generally known as high grade bonds. They are rated lower than the best bonds because margins of protection may not be as large as in Aaa securities or fluctuation of protective elements may be of greater amplitude or there may be other elements present which make the long-term risk appear somewhat larger than the Aaa securities.

A

Bonds which are rated A possess many favorable investment attributes and are to be considered as upper-medium-grade obligations. Factors giving security to principal and interest are considered adequate, but elements may be present which suggest a susceptibility to impairment some time in the future.

Baa

Bonds which are rated Baa are considered as medium-grade obligations, (i.e., they are neither highly protected nor poorly secured). Interest payments and principal security appear adequate for the present but certain protective elements may be lacking or may be characteristically unreliable over any great length of time. Such bonds lack outstanding investment characteristics and in fact have speculative characteristics as well.

Ba

Bonds which are rated Ba are judged to have speculative elements; their future cannot be considered as well-assured. Often the protection of interest and principal payments may be very moderate, and thereby not well safeguarded during both good and bad times over the future. Uncertainty of position characterizes bonds in this class.

B

Bonds which are rated B generally lack characteristics of the desirable investment. Assurance of interest and principal payments or of maintenance of other terms of the contract over any long period of time may be small.

Caa

Bonds which are rated Caa are of poor standing. Such issues may be in default or there may be present elements of danger with respect to principal or interest.

Ca

Bonds which are rated Ca represent obligations which are speculative in a high degree. Such issues are often in default or have other marked shortcomings.

C

Bonds which are rated C are the lowest rated class of bonds, and issues so rated can be regarded as having extremely poor prospects of ever attaining any real investment standing.

Note: Moody's applies numerical modifiers, 1, 2 and 3 in each generic rating classification from Aa to B. The modifier 1 indicates that the company ranks in the higher end of its generic rating category; the modifier 2 indicates a mid-range ranking; and the modifier 3 indicates that the company ranks in the lower end of its generic rating category.

Moody's bond ratings, where specified, are applied to senior bank obligations and insurance company senior policyholder and claims obligations with an original maturity in excess of one year. Obligations relying upon support mechanisms such as letters-of-credit and bonds of indemnity are excluded unless explicitly rated. Obligations of a branch of a bank are considered to be domiciled in the country in which the branch is located. Unless noted as an exception, Moody's rating on a bank's ability to repay senior obligations extends only to branches located in countries which carry a Moody's Sovereign Rating for Bank Deposits. Such branch obligations are rated at the lower of the bank's rating or Moody's Sovereign Rating for the Bank Deposits for the country in which the branch is located. When the currency in which an obligation is denominated is not the same as the currency of the country in which the obligation is domiciled, Moody's ratings do not incorporate an opinion as to whether payment of the obligation will be affected by the actions of the government controlling the currency of denomination. In addition, risk associated with bilateral conflicts between an investor's home country and either the issuer's home country or the country where an issuer branch is located are not incorporated into Moody's ratings. Moody's makes no representation that rated bank obligations or insurance company obligations are exempt from registration under the U.S. Securities Act of 1933 or issued in conformity with any other applicable law or regulation. Nor does Moody's represent any specific bank or insurance company obligation is legally enforceable or a valid senior obligation of a rated issuer.



OREGON (cont'd)

Table listing various bonds and municipal securities in Oregon, including Portland (cont'd), Water rev., and various city and county bonds.

Table listing various bonds and municipal securities in Oregon, including Tualatin Hills Park & Rec. Dist., Tualatin Valley Fire & Rescue Rural Fire Prot. Dist., and various county bonds.

Table listing various bonds and municipal securities in Pennsylvania, including West Creek Highway Water Dist., Tustin Valley Water Dist., and various county and city bonds.

Table listing various bonds and municipal securities in Pennsylvania, including Custodial Receipts (cont'd), Municipal ser. '91 A16 (MTKOC), and various state and local bonds.

NOTES: For footnotes see page 424. Moody's ratings are subject to change. Because of the possible time lapse between Moody's assignment or change of a rating and your use of this monthly publication, we suggest you verify the current rating of any security or issuer to which you are interested. For standard abbreviations, see page 5.

(LPENNSYLVANIA (cont'd))
Pennsylvania Higher Ed. Fac. Auth. (cont'd)
Series '91C, dtd. 4-1-91 (MBIA Corp.)
Series '91D, dtd. 4-1-91 (MBIA Corp.)
Series '93A, dtd. 8-1-93 (MBIA Corp.)
Allegheny General Hosp. rev.
Bryn Mawr Coll. rev. '89 (FGIC)
College rev.
1st ser. '84AA, dtd. 11-1-84 (Spring Garden) (LOC-Continental Bank)
1st ser. dtd. 12-1-89; 3rd ser. dtd. 3-1-72 & 4th ser., dtd. 1-1-73 (escrowed to maturity)
12th ser. dtd. 2-1-82 (AMBAC)
13th ser. dtd. 3-1-84 (AMBAC)
14th ser. dtd. 11-1-86 (AMBAC)
5th ser. dtd. 4-1-73; 6th ser. dtd. 1-1-74; 7th ser. dtd. 3-1-75; 9th ser. dtd. 11-1-76; 10th ser. dtd. 3-1-78 & 11th ser. dtd. 7-1-80 (escrowed to maturity)
Delaware Coll. of Science & Agric. rev.
Dickinson College rev.
Series '89A, dtd. 2-1-89 (MBIA Corp.)
Series '89B, dtd. 2-1-89 (MBIA Corp.)
Drexel Univ. rev.
Bonds dtd. 3-15-93 (ins. mat. 5-1-06, 2008 & 2014) (MBIA Corp.)
Bonds dtd. 8-15-83 (MBIA Corp.)
1st ser. of '90, dtd. 5-1-90 (MBIA Corp.)
Series '87 (MBIA Corp.)
Hahnemann Univ. rev.
Bonds dtd. 10-1-89 (MBIA Corp.)
Bonds dtd. 8-1-91 (MBIA Corp.)
La Salle Univ.
Lease rental
Bonds dtd. 2-15-94 (MBIA Corp.)
LaSalle College rev. first ser. '83 (escrowed to maturity)
LaSalle University
Bonds dtd. 3-1-88 (MBIA Corp.)
Bonds dtd. 3-15-93 (MBIA Corp.)
Series '86 (FGIC)
Series '89 (MBIA Corp.)
Medical College of Pa. hosp. rev.
Messiah Coll.
Bonds dtd. 10-1-84 (MBIA)
Bonds dtd. 7-1-90 (MBIA Corp.)
Bonds dtd. 9-1-85 (MBIA)
First ser. dtd. 6-1-87 (MBIA Corp.)
Lease rental dtd. 7-1-92 (MBIA Corp.)
Osteopathic Med. Ctr. of Philadelphia variable rate demand rev. ser. A (LOC-Bank of New York, expiring 8-1-93, conversion of all bds. to a fixed rate, or earlier termination of LOC)
Philadelphia College of Pharmacy & Science
Insured dorm. rev. dtd. 10-1-85 (MBIA)
Series '89A (MBIA Corp.)
Series '89B (MBIA Corp.)
Philadelphia College of Textiles & Science rev. dtd. 5-1-91 (FSA)
Pooled fin. rev. ser. '85 (LOC-The Fuji Bank Ltd., expiring 11-26-96, or earlier termination of LOC)
Revenue (Allegheny Gen. Hosp.)
Series '91A, dtd. 1-1-91 (ins. mat. 9-1-11 & 9-1-14) (MBIA Corp.)
State Sys. of Higher Ed. rev.
State sys. of higher ed. rev.
Bonds dtd. 11-15-92 (AMBAC)
Series '93M & L, dtd. 4-15-93 (AMBAC)
Series '94J&K, dtd. 2-15-94 (AMBAC)
Series D, dtd. 6-15-90 (MBIA Corp.)
Series E, dtd. 6-15-91 (MBIA Corp.)
Susquehanna University rev. dtd. 3-1-90 (AMBAC)
Temple University
First ser. '85, dtd. 3-1-85 (due 10-1-06) (AMBAC)
Floating rate daily demand rev. ser. '84 (LOC-Morgan Guaranty Trust Company, expiring 6-2-97, conversion, or earlier termination of LOC)
Revenue dtd. 6-15-83 (MBIA)
Revenue first ser. of '91, dtd. 10-1-91 (MBIA Corp.)
Thomas Jefferson Univ.
Adjustable convertible extendable securities (ACES)
Revenue ser. '92B (SBPA-Credit Suisse; VMIG expires 6-25-95,

Pennsylvania Higher Ed. Fac. Auth. (cont'd)
conversion to fixed rate, or earlier termination of SBPA)
Revenue ser. '92C (SBPA-Credit Suisse; VMIG expires 6-25-95, conversion to fixed rate, or earlier termination of SBPA)
Thomas Jefferson Univ. Hosp.
Annual tender hosp. rev.
Series '85 (SBPA-Mellon Bank)
Revenue
(Clinical Off. Bldg. Proj.) 1989 ser. B, dtd. 10-1-89 (escrowed to 7-1-99)
(Jefferson Park Hosp.) dtd. 10-1-90 (escrowed to 11-1-00)
Series '88A, dtd. 7-1-88 (escrowed to 1-1-98)
University of Pennsylvania Medical Center hosp. rev.
Series '94B (adjustable convertible extendable securities)
University of Pennsylvania rev.
Series '85A, dtd. 5-15-85 (escrowed to 6-1-95)
Series '87
Widener Univ.
Series '88A, dtd. 10-1-88
Pennsylvania Housing Finance Agency
Moderate rehab. rev.
Multi-family devel.
Bonds dtd. 3-1-94 (AMBAC)
Series '93A, dtd. 12-1-93 (AMBAC)
Multi-family hsg.
(FHA ins. mfgs. loans)
Rental hsg. rev.
Residential devel.
(Section 8 Assmt.)
1992 issue A, dtd. 5-28-92 (Capital Guaranty)
Issue '77
Single family mfgs. rev.
Series '91-31 (SAVRS) (dutch auction)
Series O, due 10-1-16 (tender option)
Pennsylvania Ind. Devel. Auth.
Economic devel. rev.
Bonds dtd. 4-15-94 (AMBAC)
Series '84A, dtd. 8-1-84 (escrow commorated of Moody's rated gov't agencies but not dtd. by full faith & credit of the U.S. gov't.)
Series '91A, dtd. 5-15-91 (escrowed to 7-1-01)
Revenue
Pennsylvania Intergovernmental Coop. Auth.
Special tax rev. (City of Philadelphia Funding Prog.)
Bonds dtd. 6-1-92 (ins. mat. 6-15-96-02) (FGIC)
Bonds dtd. 7-15-93 (ins. mat. 6-15-15-16 & 6-15-23) (MBIA Corp.)
Bonds dtd. 7-15-93 (ins. mat. 6-15-95-09) (FGIC)
Series '93A, dtd. 8-15-93 (ins. mat. 6-14-94-08, 6-15-13 & 2022) (MBIA Corp.)
Pennsylvania Pooled Finance Auth.
Adjustable rate convertible grad. lease rev.
(Municipal Cap. Imp. Prog.)
Series '86A (MBIA)
Series '86B (MBIA)
Pennsylvania State Highway & Bridge Auth.
Pennsylvania State Pub. Sch. Bldg. Auth.
College rev.
(Delaware Co. Comm. Coll. Proj.)
Series '93V, dtd. 10-1-93 (MBIA Corp.)
(Northampton Co. Area Comm. Coll. Proj.) dtd. 4-1-94 (MBIA Corp.)
Harrisburg Area Comm. Coll.
Series '90A, dtd. 5-15-90 (MBIA Corp.)
Series '91D, dtd. 5-1-91 (MBIA Corp.)
Old college rev. (Reading Area Comm. College Proj.) dtd. 12-15-93 (MBIA Corp.)
Indenture 1960
School lease rev.
(Albert Gallatin Area S.D. Proj.) ser. '90B, dtd. 4-15-90 (AMBAC)
(Bensalem S.D. Proj.) ser. '91F, dtd. 5-15-91 (FGIC)
(Butler Co. Comm. Coll. Proj.)
Series '89E, dtd. 10-1-89 (MBIA Corp.)
Series L & M of '92

Pennsylvania State Pub. Sch. Bldg. Auth. (cont'd)
(Community College of Frederick Philadelpia) ser. '89A, dtd. 1-15-89 (MBIA Corp.)
(Erie Co. Area Voc. Tech. School) ser. 'C, dtd. 6-15-92 (MBIA Corp.)
(Frazier S.D. Proj.) ser. '89D, dtd. 4-15-89 (AMBAC)
(Hazleton Area S.D. Proj.)
Series '81J, dtd. 12-1-88 (MBIA Corp.)
Series '81J, dtd. 11-1-91 (FGIC)
(Hermitage S.D. Proj.)
Series '81K, dtd. 12-15-91 (MBIA Corp.)
Series of '92
(Intertown S.D. Proj.) ser. '88E, dtd. 7-1-88 (MBIA Corp.)
(Mid Valley S.D. Proj.)
Series '87D, dtd. 6-1-87 (AMBAC)
Series '92D, dtd. 4-15-92 (FGIC)
(North Star S.D. Proj.)
Series '82H, dtd. 7-1-88 (AMBAC)
Series '82H, dtd. 9-15-91 (AMBAC)
(Northernhampton Co. Area Comm. Coll. Proj.)
Series '90E, dtd. 11-1-90 (MBIA Corp.)
Series '82I & U (MBIA Corp.)
(Pittsboro Area S.D. Proj.)
Bonds dtd. 1-15-93 (MBIA Corp.)
Series '90D, dtd. 7-1-90 (AMBAC)
Series '91E, dtd. 8-1-91 (Reading S.D. Proj.) ser. '92A & B, dtd. 2-15-92 (MBIA Corp.)
(Ridley S.D. Proj.) ser. '87H, dtd. 6-1-87 (MBIA Corp.)
(Shermansen Valley S.D.) ser. '89B, dtd. 2-1-89 (AMBAC)
(Susquehanna S.D. Ref. Proj.) ser. '86A, dtd. 5-1-86 (MBIA)
(Susquehanna S.D. Proj.) ser. '88B, dtd. 4-1-88 (MBIA Corp.)
Series '87A (Wykesburg Area S.D. Ref. Proj.) dtd. 3-15-87 (AMBAC)
Series '87B (Brownsville Area S.D. Ref. Proj.) dtd. 3-15-87 (AMBAC)
Series '87C (Lackawanna Trail S.D. Ref. Proj.) dtd. 3-15-87 (AMBAC)
School rev. (Pennsylvania Prog.)
(Brownsville Area S.D.) ser. '93G, dtd. 4-9-93 (MBIA Corp.)
(Charlottesville Twp. S.D. Proj.) ser. '93D, dtd. 3-1-93 (MBIA Corp.)
(Denver Area S.D.) ser. '93J, dtd. 4-3-93 (MBIA Corp.)
(Dunmore S.D. Proj.) ser. '93K, dtd. 5-25-93 (MBIA Corp.)
(Lower Meridian Twp. S.D. Ref. Proj.) ser. '93M, dtd. 2-1-93 (MBIA Corp.)
(Milton Area S.D. Proj.) ser. '93P, dtd. 3-3-93 (MBIA Corp.)
(Montrose Area S.D. Proj.) ser. '93L, dtd. 2-1-93 (MBIA Corp.)
(Pittsboro Area S.D.) ser. '93A, dtd. 1-1-93 (MBIA Corp.)
(St. Clair Area S.D.) ser. '93B, dtd. 1-1-93 (MBIA Corp.)
(Southern Lehigh S.D. Proj.) ser. '93S, dtd. 7-15-93 (MBIA Corp.)
(Tri-Valley S.D. Ref. Proj.) ser. '93C, dtd. 1-1-93 (MBIA Corp.)
(Union Free S.D.) ser. '93F, dtd. 3-1-93 (MBIA Corp.)
(Wallington Area S.D. Ref. Proj.) ser. '93N, dtd. 2-1-93 (MBIA Corp.)
(West Perry S.D.) ser. '93M, dtd. 3-3-93 (MBIA Corp.)
Series '82Z, AE-AM, AP-AW & AZ-8B (escrowed to 5-1-01)
Series '82C, dtd. 7-15-84 (escrowed to maturity)
Series '82D, dtd. 12-1-84 (escrowed to 11-1-94)
Series '82E, dtd. 10-1-85 (escrowed to 11-1-95)
Pennsylvania State University
Revenue
Bonds dtd. 4-1-91 (escrowed to 7-1-00)
Bonds dtd. 7-1-86 (escrowed to 3-1-98)
Bonds dtd. 7-1-89 (escrowed to 7-1-89)
Secured ref. dtd. 11-1-88, (escrowed to 9-1-98)
Series A, dtd. 9-1-85 (escrowed to 9-1-99)

Pennsylvania Turnpike Comm'n (cont'd)
Old franchise tax rev.
Bonds dtd. 4-15-94 (AMBAC)
Pennsylvania Turnpike
Multiple mode rev.
(Coll. U.S. Gov't.) ser. '86J (rating expires 7-1-91)
Series C of '86, dtd. 8-4-86, due 12-1-17 (FGIC) (escrowed to 12-1-98)
Series D of '86, dtd. 8-4-86, due 12-1-17 (FGIC) (escrowed to 12-1-98)
Series E of '86, dtd. 8-4-86, due 12-1-17 (escrowed to 12-1-99)
Turnpike rev.
Bonds dtd. 11-15-91 (FGIC)
Series '86A, dtd. 7-1-86, due 12-1-96-15 (escrowed to 12-1-96)
Series '86B, C, D, dtd. 11-15-88 (FGIC)
Series '86E, dtd. 8-4-86, due 12-1-92-09 (escrowed to 12-1-99)
Series '86F, dtd. 8-4-86 (escrowed to 12-1-99)
Series '86G, dtd. 8-4-86 (remarketing date 5-15-90) (FGIC) (escrowed to 12-1-00)
Series '86H, dtd. 8-4-86 (remarketing date 11-15-90) (FGIC) (escrowed to 12-1-00)
Series '86I & J, dtd. 8-4-86 (remarketing date 7-1-91) (FGIC) (escrowed to 12-1-01)
Series '89K, dtd. 4-15-89, cap. approc. due 12-1-00-05 & terms due 12-1-12 (MBIA) (escrowed to 12-1-99)
Series '89K, dtd. 4-15-89, current int. due 12-1-94-99 & 12-1-09 (escrowed to 12-1-99)
Series '91L, dtd. 6-1-91 (ins. mat. 12-1-95 thru 6-1-99 & 6-1-15) (MBIA Corp.)
Series '91L, dtd. 6-1-91 (ins. mat. 6-1-00-05 & 6-1-11) (AMBAC)
Series '92D, dtd. 8-1-92 (FGIC)
Series '92P, dtd. 8-1-92 (ins. mat. due 12-1-07) (MBIA Corp.)
Series '92P, dtd. 8-1-92 (ins. mat. 12-1-08-09, 2012 & 2017) (AMBAC)
Series K of '89, dtd. 4-15-89, due 12-1-92-93 & 12-1-19 (escrowed to 12-1-99)
Trust Receipts
J.P. Morgan derivative inverse tax-exempt receipts ser. 4A & 4B (relating to Pennsylvania Higher Ed. Fac. Auth. The Trustees of the Univ. of Penn. health svcs. rev. ser. A of '94, due 1-1-08-09)
J.P. Morgan puttable tax-exempt receipts ser. 4A & 4B (relating to Pennsylvania Higher Ed. Fac. Auth. The Trustees of the Univ. of Penn. health svcs. rev. ser. A of '94, due 1-1-08-09)
(TORA-Morgan Guaranty Trust Company; VMIG expires 1-1-01, or earlier termination of TORA)
University of Pittsburgh
Capital prov.
Series '87A, dtd. 6-1-87
Series '88A, dtd. 12-1-88
Series '91A, dtd. 4-1-91 (MBIA Corp.)
Series '92A, dtd. 2-1-92 (MBIA Corp.)
Series '92B, dtd. 2-1-92 (MBIA Corp.)
Commonwealth system of higher ed.
University capital prov. 1989 ser. A (rating effective upon receipt of secured documents) (LOC-Union Bank of Switzerland, expiring 4-1-96, conversion to fixed, or earlier termination of LOC)
Abington Heights S.D.
Bonds dtd. 10-1-93 (FGIC)
Bonds dtd. 12-15-92 (FGIC)
Bonds dtd. 3-1-94 (FGIC)
Abington S.D. (form. Twp. S.D.)
Abington S.D.A. (form. Twp. S.D.A.)
Series '67 (escrowed to maturity)
Abington Twp.
Abington Twp. S.D.A.
Series '63 (escrowed to maturity)
Special oblig. ser. '78A & B, dtd. 9-1-78 (escrowed to maturity)
Adams County
Bonds dtd. 10-15-89 (MBIA Corp.)
Allegheny Co. Hosp. Auth.
Mercy Hospital mtgs. rev. ser. '79 (HEW Cod.)
Aldan
Allegheny Munc. Water Auth.
Water rev. dtd. 2-15-78 (escrowed to maturity)

NOTE: For footnotes see page 426. Moody's rating are subject to change. Because of the possible time lapse between Moody's assignment or change of a rating and your use of this monthly

PENNSYLVANIA (cont'd)

Altoona S.D. Bonds dtd. 7-16-91 (AMBAC) -- Aaa Series '76B & '77 (escrowed to maturity) -- Aaa

Allegheny Co. Hosp. Devel. Auth. (cont'd)

Series '88D (LOC-PNC Bank, N.A. (form. Pittsburgh National Bank), expiring 3-10-97, or earlier termination of LOC) -- Aa3/YMIG 1

Allegheny Co. Hosp. Devel. Auth. (cont'd)

Series '90A (MBA Corp.) (SBPA-Credit Suisse; VMIG expires 2-22-95, or earlier termination of SBPA) -- Aaa/YMIG 1

Allegheny Co. Resid. Fin. Auth. (cont'd)

Single family mtgs. rev. (GNMA Mtgs. Backed Sec. Prog.) Series '87F & G, terms due 10-1-14 (tender option) -- Aaa/NR

NOTE: For footnotes see page 426. Moody's ratings are subject to change. Because of the possible time lapse between Moody's assignment or change of a rating and your use of this monthly publication, we suggest you verify the current rating of any security or issuer in which you are interested. For standard abbreviations, see page 5.

LA PENNSYLVANIA (cont'd)

Altoona Area S.D. (cont'd)

Bonds dtd. 4-15-94 (FGIC) --- Aaa

Altoona City Authority

Water rev. --- Aaa

Bonds dtd. 10-15-91 (AMBAC) --- Aaa

Bonds dtd. 11-15-81 (AMBAC) --- Aaa

Bonds dtd. 11-15-82 (AMBAC) --- Aaa

Bonds dtd. 4-1-86 (AMBAC) --- Aaa

Altoona Parking Auth.

Parking lease rev. --- Baa

Altoona Redevelopment Auth.

Home improvement loan rev. (FHA Title I Insured Loans) --- A

Amber (Borough)

Bonds dtd. 7-1-93 (MBIA Corp.) --- Aaa

Ambridge

Bonds dtd. 10-15-93 (MBIA Corp.) --- Aaa

Ambridge Area S.D.

Bonds dtd. 11-1-80 (MBIA) --- Aaa

Bonds dtd. 9-1-91 (AMBAC) --- Aaa

Ambridge Borough Wtr. Auth.

Water rev.

Bonds dtd. 9-15-93 (MBIA Corp.) --- Aaa

Army Twp.

Bonds dtd. 11-1-93 (FGIC) --- Aaa

Arncliffe-Cleona S.D.

Bonds dtd. 12-15-89 (escrowed to 11-1-94) --- A

Bonds dtd. 3-1-86 (FGIC) --- Aaa

Bonds dtd. 3-1-92 (FGIC) --- Aaa

Artistown S.D.

Bonds dtd. 5-15-88 (AMBAC) --- Aaa

Arthurs Valley Munc. Auth.

Gtd. sewer rev. dtd. 6-1-92 (AMBAC) --- Aaa

Artum Twp. Municipal Auth.

Gtd. sewer rev.

Bonds dtd. 3-1-93 (AMBAC) --- Aaa

Refunding dtd. 9-15-86 (AMBAC) --- Aaa

Sewer rev. dtd. 5-1-80 (AMBAC) --- Aaa

Apollo-Ridge S.B.A.

Series '73A, dtd. 10-15-73 (escrowed to maturity) --- Aaa

Apollo-Ridge S.D.

Bonds dtd. 4-1-82 (MBIA) --- Aaa

Bonds dtd. 8-1-91 (Capital Guaranty) --- Aaa

G.O. dtd. 8-15-86 (AMBAC) --- Aaa

Ann Intermediate Unit No. 28

Educational fac. rev.

Bonds dtd. 10-1-89 (AMBAC) --- Aaa

Bonds dtd. 6-1-93 (AMBAC) --- Aaa

Armstrong County

Bonds dtd. 11-1-92 (MBIA Corp.) --- Aaa

Bonds dtd. 3-1-89 (MBIA Corp.) --- Aaa

Series '88 (MBIA Corp.) --- Aaa

Armstrong Co. Area Voc.-Tech. S.A.

Lease rev. dtd. 11-1-84 (MBIA) --- Aaa

Revenue rev. dtd. 5-15-78 (MBIA) --- Aaa

Armstrong Co. Hosp. Auth.

Armstrong Co. Memorial Hospital

rev. --- Baa1

Canterbury Place Health Ctr. hosp. rev. dtd. 3-1-91 (MBIA Corp.) --- Aaa

Convertible adi. dem. hosp. rev. ser. of '93 (St. Francis Fin. Corp. Proj.) (LOC-First National Bank of Chicago; VMIG expires 6-15-96, conversion to fixed, or earlier termination of LOC) --- A1/VMIG 1

Health fac. rev. (St. Francis Health Care Serv. Proj.) 5-15-78 (MBIA) --- Aaa

Bonds dtd. 6-15-91 (AMBAC) --- Aaa

Series '92A, dtd. 3-15-92 (AMBAC) --- Aaa

Series '92B, dtd. 4-21-92 (AMBAC) --- Aaa

St. Francis Central Hosp.

Adjustable demand rev. ser. A of '92 (LOC-Pittsburgh National Bank) PITTNB --- Aa3

Capital approp. hosp. rev. ser. B of '92 (LOC-PNC Bank, N.A. (form. Pittsburgh National Bank)) --- Aa3

Armstrong Co. Hsg. Auth.

First mtg. gtd. rev. --- Baa1

Armstrong S.D.

Bonds dtd. 12-1-79 (MBIA) --- Aaa

Bonds dtd. 6-1-85 (MBIA) --- Aaa

Series '93A, dtd. 8-1-93 (MBIA Corp.) --- Aaa

Series '93AA, dtd. 8-1-93 (MBIA Corp.) --- Aaa

Athens Area S.D.

Series '92A, dtd. 7-15-92 (AMBAC) --- Aaa

Series '92B, dtd. 8-20-92 (AMBAC) --- Aaa

Authority for Improvements in Municipalities

Adjustable convertible extendable hosp. equip. rev. (Pooled Hosp. Equip. Lending Prog.)

Series '85A (MBIA) (SBPA-Series Bank Corp.; VMIG expires 9-1-95, conversion to fixed or multyear made in excess of 3 years, or earlier termination of liquidity facility) --- Aaa/VMIG 1

Avenle Area S.D.

Bonds dtd. 2-1-87 (AMBAC) --- Aaa

G.D. dtd. 9-15-82 (AMBAC) --- Aaa

Series A, B & C, dtd. 8-1-92 (AMBAC) --- Aaa

Ayer Grove S.D.

Bonds dtd. 11-15-88 (AMBAC) --- Aaa

Bonds dtd. 12-15-90, due 9-1-96-09 (escrowed to 3-1-96) --- Aaa

Bonds dtd. 2-15-92 (FGIC) --- Aaa

Bonds dtd. 4-15-83 (MBIA) --- Aaa

Bonds dtd. 5-1-86 (AMBAC) --- Aaa

Bonds dtd. 7-1-91 (AMBAC) --- Aaa

Bonds dtd. 7-1-93 (AMBAC) --- Aaa

Bonds dtd. 8-15-89, due 9-1-96-08 (escrowed to 9-1-94) --- Aaa

Ayersworth S.D.

Bonds dtd. 9-1-85 (MBIA) --- Aaa

Jeannette Union S.A.

Series '89 --- A

Barnack S.D. (Pine-Richland S.D.)

Star Eagle Area S.D.

Bonds dtd. 12-15-92 (FGIC) --- Aaa

Bonds dtd. 12-15-93 (MBIA Corp.) --- Aaa

Bonds dtd. 7-1-90 (FGIC) --- Aaa

Bathwin (Borough)

Bonds dtd. 11-1-93 (MBIA Corp.) --- Aaa

Bonds dtd. 5-15-92 (MBIA Corp.) --- Aaa

Bathwin-Whitehead S.D.

Bonds dtd. 12-15-88 (AMBAC) --- Aaa

Bonds dtd. 12-15-89 (AMBAC) --- Aaa

Refunding dtd. 1-1-84 (MBIA) --- Aaa

Series '92A & B, dtd. 3-15-92 (FGIC) --- Aaa

Series '93A, dtd. 6-1-93 (FGIC) --- Aaa

Bathwin-Whitehead Schools Auth.

Revenue dtd. 11-1-77 (MBIA) --- Aaa

Special oblig. dtd. 5-15-78 (escrowed to maturity) --- Aaa

Beaver Area S.D.

Bonds dtd. 12-1-91 (FGIC) --- Aaa

Beaver Area S.D.

Series '79A & B, dtd. 10-1-79 (MBIA) --- Aaa

Series '93A & B, dtd. 9-15-93 (FGIC) --- Aaa

Beaver County

Bonds dtd. 5-1-78 & 9-1-80 (MBIA) --- Aaa

Bonds dtd. 5-15-86 (MBIA) --- Aaa

Bonds dtd. 6-1-92 (FGIC) --- Aaa

Series '93A & B, dtd. 4-15-93 (FGIC) --- Aaa

Beaver Co. Hosp. Auth.

Beaver Medical Center hosp. rev. --- A

Series '92A, dtd. 12-15-92 (AMBAC) --- Aaa

Bonds dtd. 11-15-92 (AMBAC) --- Aaa

Beaver Valley Genetic Ctr.

Bonds dtd. 3-1-76 (MBIA) --- Aaa

St. Francis Gen. Hosp. ser. '73A, dtd. 7-15-73 & '76A, dtd. 9-15-76 (escrowed to maturity) --- Aaa

Beaver Co. Hsg. Auth.

Gtd. first mtg. rev. dtd. 7-1-80 (MBIA) --- Aaa

Beaver Ind. Dev't. Auth.

Environmental imp. rev. (Pennsylvania Pwr. Co. Mansfield Proj.) ser. '93A, dtd. 10-1-93 --- Aaa

Pollution control rev. (Ohio Edison Co. Beaver Valley Proj.) ser. '91B, dtd. 5-15-91 (FGIC) --- Aaa

(Ohio Edison Co. Mansfield Proj.) Series '90A (FGIC) --- Aaa

Series '91A, dtd. 5-15-91 (FGIC) --- Aaa

Series '93A, dtd. 9-15-93 (AMBAC) --- Aaa

(Pennsylvania Pwr. Co. Mansfield Proj.) Series '93A, dtd. 9-15-93 (FSA) --- Aaa

Beaver Co. Spec. S.A.

Beaver Falls Munc. Auth.

Special oblig. dtd. 8-15-85 (escrowed to maturity) --- Aaa

Water & hydroelec. rev. --- Aaa

Refunding dtd. 8-15-85 (FGIC) --- Aaa

Water rev. dtd. 11-1-57 & 8-1-66 (escrowed to maturity) --- Aaa

Beechford Area S.D.

Bonds dtd. 3-15-94 (MBIA Corp.) --- Aaa

Series '88A, dtd. 11-1-88 (BIG) --- Aaa

Series '88B, dtd. 11-1-88 (BIG) --- Aaa

Series '92A & AA, dtd. 5-15-92 (MBIA Corp.) --- Aaa

Series '94A, dtd. 6-1-94 (MBIA Corp.) --- Aaa

Beechford Boro. Munc. Auth.

Gtd. sewer rev. dtd. 5-1-89 (AMBAC) --- Aaa

Beechford County

Bonds dtd. 12-1-93 (FGIC) --- Aaa

Beechford Twp.

Bonds dtd. 1-15-94 (AMBAC) --- Aaa

Beechford Twp. Munc. Auth.

Gtd. wtr. rev. --- Aaa

Bonds dtd. 1-15-84 (MBIA) --- Aaa

Refunding dtd. 3-15-87 (MBIA Corp.) --- Aaa

Belle Vernon Area S.D.

Bonds dtd. 12-15-86 (MBIA) --- Aaa

Bonds dtd. 3-1-88 (MBIA Corp.) --- Aaa

Bonds dtd. 7-1-82 (MBIA Corp.) --- Aaa

Series '93A & B, dtd. 6-15-93 (MBIA Corp.) --- Aaa

Belleville Area S.D.

Bonds dtd. 10-15-85 (AMBAC) --- Aaa

Belleville Area S.D. (cont'd)

Bonds dtd. 2-1-83 (MBIA Corp.) --- Aaa

Belleville Boro. Auth.

Water rev. --- Aaa

Bona dtd. 1-1-88 (FGIC) --- Aaa

Series '89 (FGIC) --- Aaa

Water rev. & rev. rot. --- Aaa

Bonanza Twp.

Bonds dtd. 4-1-87 (MBIA Corp.) --- Aaa

Bonds dtd. 5-1-79 (MBIA) --- Aaa

Bonds dtd. 6-1-91 (AMBAC) --- Aaa

Bonds dtd. 8-16-81 (MBIA) --- Aaa

Water & sewer rev. ser. '85 (MBIA) --- Aaa

Bonanza Twp. Auth.

Gtd. sewer & sewer rev. dtd. 10-1-92 (FEA) --- Aaa

Series '83 (escrowed to maturity) --- Aaa

Special oblig. rev. rev. dtd. 7-1-76 (escrowed to maturity) --- Aaa

Water & sewer rev. --- A

Bonds dtd. 12-30-85 (ins. mat. 12-1-00) (MBIA Corp.) --- Aaa

Bonds dtd. 12-30-85 (ins. mat. 12-1-01) (MBIA Corp.) --- Aaa

Bonds dtd. 7-1-76 (MBIA) --- Aaa

Series '64, '65, '67, '72, dtd. 11-1-72, '75, dtd. 2-1-75 & '76, dtd. 7-1-76 (escrowed to maturity) --- Aaa

Bonham S.D.

Bonds dtd. 5-15-93 (MBIA Corp.) --- Aaa

Bonaure County

Bonds dtd. 10-1-93 (FGIC) --- Aaa

Bonds dtd. 12-1-91 (FGIC) --- Aaa

(escrowed to 11-15-98) --- Aaa

Bonds dtd. 5-1-92 (FGIC) --- Aaa

Bonds dtd. 5-15-90 (FGIC) --- Aaa

Bonds dtd. 7-15-92 (FGIC) --- Aaa

Series '93, dtd. 10-15-93 (FGIC) --- Aaa

Bonham Hosp. Auth.

(non-Berks Co. Municipal Auth.) St. Joseph Hospital rev. dtd. 8-15-78 (escrowed to maturity) --- Aaa

Bonham S.D.

Revenue ser. A & ser. B (Lehigh Manor & Berkshire Manor) (LOC-Solomon, Inc. expiring 3-1-95, or earlier termination of LOC) --- A3

Variable rate demand/fixed rate rev. (The Lutheran Home At Topton, Pa. Proj.) ser. B of '93 (LOC-Meridian Bank, expiring 5th year prior to LOC expiration date, conversion to term or fixed rate, or termination of LOC) A1/VMIG 1

Berks Co. Munc. Auth.

(Throughhands at Wyomissing Proj.) ser. '89A (LOC-Meridian Bank, expiring 10-19-99, or earlier termination of LOC) --- A1

Albright College rev. --- A1

Bonds dtd. 10-15-90 (Capital Guaranty) --- Aaa

Bonds dtd. 9-1-93 (Capital Guaranty) --- Aaa

Community General Hosp. rev. --- Aaa

Bonds dtd. 4-16-85 (AMBAC) --- Aaa

Bonds dtd. 6-16-84 (AMBAC) --- Aaa

Series '93A, dtd. 10-1-93 (AMBAC) --- Aaa

Series '93B (LOC-Meridian Bank, expiring 10-22-03, or earlier termination of LOC) --- A1

Franciscan Health System/St. Joseph Hosp. (Reading) rev. dtd. 9-15-85 (BIG) --- Aaa

Highlands at Wyomissing Proj. (gtd. by The Reading Hosp.) hosp. rev. --- A1

Reading Hospital & Med. Ctr. hosp. rev. --- A1

Bonds dtd. 12-1-86 (escrowed to 10-1-95) --- Aaa

Bonds dtd. 6-1-93 (MBIA Corp.) --- Aaa

University of Penn. higher ed. rev. ser. '85 (Penn. Higher Ed. Pooled Inv. Prog.) --- Aaa

Berks Co. Redevel. Auth.

Variable rate demand/fixed rate rev. ser. (1994 Woodgate Assoc. Proj.) ser. '94 (LOC-Heller Financial, Inc., expiring 7-22-01, conversion to a term or fixed rate, or earlier termination of LOC) --- A2/VMIG 1

Berks Co. Solid Waste Auth.

Gtd. rev. dtd. 10-1-92 (FGIC) --- Aaa

Berks-Montgomery Munc. Util. Auth.

Berks rev. dtd. 6-1-91 (FSA) --- Aaa

Berks Brothers Valley S.D.

Bonds dtd. 5-15-89 (MBIA Corp.) --- Aaa

Berksman Springs S.D.

Bonds dtd. 3-15-92 (FGIC) --- Aaa

Bonds dtd. 4-15-83 (FGIC) --- Aaa

Series '89 (FGIC) --- Aaa

Series '90A & '90AA, dtd. 2-15-90 (FGIC) --- Aaa

Berwick Area S.D.

Bonds dtd. 3-1-93 (AMBAC) --- Aaa

Bonds dtd. 8-1-88 (AMBAC) --- Aaa

Berwick Munc. Auth.

Gtd. sewer rev. --- Aaa

Berwick Munc. Auth. (cont'd)

Bonds dtd. 4-15-87 (MBIA Corp.) --- Aaa

Bonds dtd. 9-15-93 (MBIA Corp.) --- Aaa

Series A, dtd. 11-1-88 (MBIA) --- Aaa

Berthel Munc. Auth.

Gtd. sewer rev. ser. '90A & B, dtd. 6-1-90 (FGIC) --- Aaa

School rev. --- A

Sewer rev. --- Baa

Berthel Park S.A.

Series '63, '65, '66, '71 & '73 (escrowed to maturity) --- A

Berthel Park S.D.

Bonds dtd. 1-1-82 & ser. '84 (MBIA) --- Aaa

Bonds dtd. 4-15-93 (FGIC) --- Aaa

Bonds dtd. 6-30-87 (MBIA Corp.) --- Aaa

Bonds dtd. 7-1-92 (FGIC) --- Aaa

Series '89 (FGIC) --- Aaa

Series '91A & B, dtd. 6-15-91 (AMBAC) --- Aaa

Bethlehem

Bonds dtd. 12-1-88 (MBIA Corp.) --- Aaa

Bonds dtd. 3-5-92 (MBIA Corp.) --- Aaa

Bonds dtd. 5-1-91 (FGIC) --- Aaa

Bonds dtd. 5-15-83 (MBIA) --- Aaa

Bonds dtd. 7-1-86 (MBIA) --- Aaa

Bonds dtd. 7-1-87 (MBIA Corp.) --- Aaa

Series '93A, dtd. 8-15-93 (FGIC) --- Aaa

Series '93B, dtd. 12-1-93 (FGIC) --- Aaa

Bethlehem Area S.D.

Bonds dtd. 6-15-93 (FGIC) --- Aaa

G.O. dtd. 6-15-86 (AMBAC) --- Aaa

Series '91A & B, dtd. 4-15-91 (AMBAC) --- Aaa

Bethlehem Auth.

Water rev.

Bonds dtd. 1-1-92 (MBIA Corp.) --- Aaa

Bonds dtd. 12-1-92 (MBIA Corp.) --- Aaa

Bonds dtd. 2-1-94 (MBIA Corp.) --- Aaa

Bethlehem Parking Auth.

Bonds dtd. 4-1-93 (MBIA Corp.) --- Aaa

Bethlehem Twp. Munc. Auth.

Guaranteed sewer rev. --- Baa1

Bonds dtd. 4-1-93 (AMBAC) --- Aaa

Bethlehem-Center S.D.

Bonds dtd. 10-1-92 (AMBAC) --- Aaa

Bonds dtd. 12-1-93 (AMBAC) --- Aaa

Bonds dtd. 4-1-91 (AMBAC) --- Aaa

Bonds dtd. 6-1-90 (MBIA Corp.) --- Aaa

Big Beaver Falls Area S.D.

Bonds dtd. 5-1-93 (MBIA Corp.) --- Aaa

Refunding dtd. 6-1-77 (MBIA) --- Aaa

Big Spring S.D.

Bonds dtd. 12-15-92 (FGIC) --- Aaa

Birdsboro Munc. Auth.

Gtd. water & sewer rev.

Bonds dtd. 3-15-94 (AMBAC) --- Aaa

Blackhawk S.A.

Rev. rev. dtd. 5-15-78 (MBIA) --- Aaa

Blackhawk S.D.

Bonds dtd. 1-15-91 (AMBAC) --- Aaa

Bonds dtd. 11-15-93 (MBIA Corp.) --- Aaa

Bonds dtd. 12-15-90 (MBIA Corp.) --- Aaa

Bonds dtd. 12-6-83 (MBIA) --- Aaa

Bonds dtd. 2-15-92 (AMBAC) --- Aaa

Series '94, dtd. 11-15-93 (MBIA Corp.) --- Aaa

Blacklick Valley S.D.

Bonds dtd. 11-1-92 (MBIA Corp.) --- Aaa

Bonds dtd. 12-15-89 (AMBAC) --- Aaa

Blair County

Bonds dtd. 7-1-91 (MBIA Corp.) --- Aaa

Bonds dtd. 8-1-82 & 3-1-83 (MBIA) --- Aaa

Series '86 (MBIA) --- Aaa

Blair Co. Hosp. Auth.

Altoona Hospital rev. --- Aaa

Bonds dtd. 10-15-77 (escrowed to maturity) --- Aaa

Bonds dtd. 4-1-92 (AMBAC) --- Aaa

Bonds dtd. 5-5-93 (AMBAC) --- Aaa

Bonds dtd. 7-15-87 (AMBAC) --- Aaa

Blairsville-Satsburg S.D.

Bonds dtd. 12-15-93 (MBIA Corp.) --- Aaa

Bonds dtd. 5-1-85 (AMBAC) --- Aaa

Bonds dtd. 5-1-93 (MBIA Corp.) --- Aaa

Bonds dtd. 7-1-92 (MBIA Corp.) --- Aaa

Bonds dtd. 9-15-82 (AMBAC) --- Aaa

Refunding dtd. 6-15-83 (AMBAC) --- Aaa

Series '90A, dtd. 7-15-90 (ins. mat. 11-15-90-02) (AMBAC) --- Aaa

Blakely (Borough)

Bonds dtd. 2-1-93 (FSA) --- Aaa

Bonds dtd. 7-15-88 (FGIC) --- Aaa

Bloomburg Area S.D.

Bonds dtd. 5-1-87 (FGIC) --- Aaa

Bonds dtd. 7-1-92 (AMBAC) --- Aaa

Bonds dtd. 8-1-86 (FGIC) --- Aaa

Blue Mt. Area S.A.

Blue Mt. Area S.D.

Bonds dtd. 1-15-93 (AMBAC) --- Aaa

Bonds dtd. 10-1-87 (MBIA Corp.) --- Aaa

Bonds dtd. 2-1-94 (AMBAC) --- Aaa

Bonds dtd. 8-15-90 (MBIA Corp.) --- Aaa

Blue Ridge S.D.

Bonds dtd. 3-1-93 (MBIA Corp.) --- Aaa

Boyetown

Bonds dtd. 4-1-88 (AMBAC) --- Aaa

Series '91A & B, dtd. 2-1-91 (AMBAC) --- Aaa

Boyetown Area S.D.

Bonds dtd. 12-1-93 (AMBAC) --- Aaa

Bonds dtd. 12-15-92 (AMBAC) --- Aaa

Bonds dtd. 9-1-91 (AMBAC) --- Aaa

Buyer to check Register of Mortgages and Liens here on Moody's assumption of change of rating and your use of this bond.

**PENNSYLVANIA (cont'd)**

**Boyetown Area S.D. (cont'd)**

Series '91A, dtd. 11-15-91 (AMBAC) --- Aaa  
Series '93A, dtd. 12-1-93 (AMBAC) --- Aaa

**Boyetown Area S.D.A.**

Bonds dtd. 12-27-83 (MBIA) --- Aaa  
Broadcoat Wtr. & Sew. Auth. Water rev. --- Con. (Baa)

**Bradford Area S.D.**

Bonds dtd. 1-1-79 (MBIA) --- Aaa

**Bradford City Wtr. Auth.**

Water rev. --- Aaa  
Bonds dtd. 7-15-92 (FGIC) --- Aaa  
Bonds dtd. 8-15-86 (FGIC) --- Aaa  
Bonds dtd. 9-15-85 (FGIC) --- Aaa

**Bradford County**

Bonds dtd. 10-15-86 (MBIA) --- Aaa  
Bonds dtd. 2-1-91 (AMBAC) --- Aaa  
Bonds dtd. 5-15-83 (MBIA) --- Aaa  
Bonds dtd. 8-1-93 (MBIA Corp.) --- Aaa

**Bradford-Triola Leased Housing Corp.**

First mtgs. lease rental --- A

**Branwynne Heights Area S.D.**

Bonds dtd. 10-1-88 (MBIA Corp.) --- Aaa  
Bonds dtd. 12-15-82 (MBIA) --- Aaa  
Bonds dtd. 9-1-91 (MBIA Corp.) --- Aaa  
Series '86 (MBIA) --- Aaa

**Brigantyne (Borough)**

Water rev. --- Baa

**Brighton Twp. Munic. Auth.**

Water rev. --- Baa1  
Brighton Twp. Sewage Auth. Sewer rev. --- Baa1  
Series '77 --- Baa1

**Bristol Twp.**

Bonds dtd. 8-1-86 (FGIC) --- Aaa

**Bristol Twp. Auth.**

Sewer rev. --- Aaa  
Bonds dtd. 11-1-84 (MBIA) --- Aaa  
Bonds dtd. 4-1-93 (FSA) --- Aaa  
Bonds dtd. 7-1-85 (MBIA) --- Aaa

**Bristol Twp. S.D.**

Bonds dtd. 11-1-84 (MBIA) --- Aaa  
Bonds dtd. 3-1-85 (MBIA) --- Aaa  
Bonds dtd. 4-15-91 (AMBAC) --- Aaa  
Bonds dtd. 7-1-93 (MBIA Corp.) --- Aaa  
Bonds dtd. 7-15-85 (MBIA Corp.) --- Aaa  
Series '92A, dtd. 5-1-92 (MBIA Corp.) --- Aaa  
Series '92B, dtd. 5-1-92 (MBIA Corp.) --- Aaa  
Series '93A, dtd. 12-15-93 (MBIA Corp.) --- Aaa

**Bristol Twp. S.D.A.**

Bonds dtd. 10-1-77 (MBIA) --- Aaa  
Bonds dtd. 10-15-76 (escrowed to maturity) --- Aaa

**Brookville Munic. Auth.**

Gtd. sew. rev. dtd. 6-1-83 (MBIA) --- Aaa

**Buckingham Twp. (Bucks Co.)**

G.O. dtd. 2-1-89 (escrowed to 10-1-94) --- A1  
Gtd. sew. rev. dtd. 11-1-89 (escrowed to 11-1-94) --- A

**Bucks County**

Bonds dtd. 12-1-84 (FGIC) --- Aaa  
Bonds dtd. 3-1-85 (due 3-1-98-09) --- Aaa  
Bonds dtd. 8-15-85 (FGIC) --- Aaa  
Second ser. '82 (escrowed to maturity) --- Aaa  
Series '60, '62, '66, '74 & '80 (escrowed to maturity) --- Aaa  
Series '93B, dtd. 9-15-93 (MBIA Corp.) --- Aaa

**Bucks Co. Comm. Coll. Auth.**

College bldg. rev. --- Aa  
Bonds dtd. 12-15-84 (MBIA) --- Aaa

**Bucks Co. Housing Auth.**

Revenue (Co. dtd.) --- Aa

**Bucks Co. Ind. Devel. Auth.**

Grand View Hosp. rev. --- Aaa  
Bonds dtd. 10-15-86 (MBIA) --- Aaa  
Bonds dtd. 2-15-91 (AMBAC) --- Aaa  
Bonds dtd. 7-1-93 (AMBAC) --- Aaa  
Series '76 & '82, dtd. 11-1-82 (escrowed to maturity) --- A  
Personal care fac. rev. (Park Avenue Manor Proj.) ser. '89A, dtd. 10-1-89 (escrowed to 5-1-19) --- Aaa

**Bucks Co. Public Schools**

Intermediate Unit 22 Bonds dtd. 5-1-88 (AMBAC) --- Aaa  
Bonds dtd. 6-15-92 (AMBAC) --- Aaa

**Bucks Co. Redevel. Auth.**

Second term mtgs-family mtgs. rev. (Country Commons Apts.-Sect. B Sub.) ser. '93A & B --- A

**Bucks Co. Wtr. & Sew. Auth.**

Central Bucks Sewer Sys. sew. rev. dtd. 12-1-85 (FGIC) --- Aaa  
Collection sewer rev. --- Aaa  
Bonds dtd. 10-1-87 (FGIC) --- Aaa  
Bonds dtd. 12-23-91 (FGIC) --- Aaa  
Bonds dtd. 7-1-93 (FGIC) --- Aaa  
Series '89 (FGIC) --- Aaa

**Neamaryn Interceptor Sewer System**

Sewer rev. --- Aaa  
Bonds dtd. 11-1-88 (FGIC) --- Aaa  
Bonds dtd. 12-1-85 (FGIC) --- Aaa  
Series '90C, dtd. 8-1-90 (MBIA Corp.) --- Aaa  
Series '89 (FGIC) --- Aaa

**Bucks Co. Wtr. & Sew. Auth. (cont'd)**

Series '91A & B, dtd. 12-1-91 (FGIC) --- Aaa  
Series '93A & B, dtd. 7-1-93 (FGIC) --- Aaa

**New Hope Sewer System sew. rev. dtd. 12-1-85 (FGIC)**

Revenue --- Aaa  
Bonds dtd. 4-1-81 (MBIA) --- Aaa  
Series '93A, B & C, dtd. 7-1-93 (FGIC) --- Aaa

**Southwest Region Water System**

Water rev. --- Aaa  
Bonds dtd. 12-1-85 (FGIC) --- Aaa  
Bonds dtd. 3-1-86 (FGIC) --- Aaa  
Series '89A-D (FGIC) --- Aaa  
Series '91A & B, dtd. 12-1-91 (FGIC) --- Aaa

**Special oblig. ser. '77A & B, dtd. 3-1-77 (escrowed to maturity)**

Water & sew. rev. --- A

**Series '77**

Butler Area S.D. Bonds dtd. 2-17-93 (FGIC) --- Aaa  
Bonds dtd. 5-1-87 (MBIA Corp.) --- Aaa  
Bonds dtd. 6-1-90 (MBIA Corp.) --- Aaa  
Bonds dtd. 7-1-81 (FGIC) --- Aaa  
Bonds dtd. 9-15-82 (FGIC) --- Aaa

**Butler Area Sewer Auth.**

Refunding dtd. 5-1-86 (AMBAC) --- Aaa  
Sewer rev. --- Aaa  
Refunding dtd. 12-1-83 (AMBAC) --- Aaa  
Refunding dtd. 6-1-85 (AMBAC) --- Aaa

**Butler County**

Bonds dtd. 10-15-93 (AMBAC) --- Aaa  
Bonds dtd. 4-1-89 (FGIC) --- Aaa  
Bonds dtd. 4-15-82 (FGIC) --- Aaa

**Butler Co. Airport Auth.**

Gtd. airport rev. --- A

**Butler Co. Area Voc.-Tech. S.A.**

School bldg. rev. --- A

**Butler Co. Hosp. Auth.**

Butler Memorial Hospital rev. --- Baa1  
Series '93A & B, dtd. 9-30-93 (FSA) --- Aaa

**North Hills Passerout Hosp. rev.**

Series '91A, dtd. 12-15-91 (Capital Guaranty) --- Aaa

**St. Francis Health Care Serv. hosp. rev.**

Butler Co. Ind. Devel. Auth. First mtgs. rev. dtd. John Lutheran Care Ctr.) ser. A of '87, dtd. 10-1-87 (escrowed to 10-1-97) --- A

**Butler Twp.**

Bonds dtd. 3-1-91 (AMBAC) --- Aaa  
Butler Twp. Auth. Gtd. sew. rev. --- Baa  
Butler Twp. Auth. (Luzerne Co.) Gtd. sew. rev. dtd. 12-1-92 (AMBAC) --- Aaa

**California Area S.D.A.**

School bldg. rev. --- Aaa  
Series '77A, dtd. 12-1-77 (MBIA) --- Aaa

**California Area S.D.**

Bonds dtd. 2-15-93 (MBIA Corp.) --- Aaa  
Bonds dtd. 5-1-85 (MBIA) --- Aaa  
Bonds dtd. 8-1-82 (MBIA Corp.) --- Aaa

**Cain Twp. Municipal Auth.**

Gtd. sewer rev. --- Aaa  
Bonds dtd. 10-15-84 (MBIA) --- Aaa  
Bonds dtd. 5-1-81 (AMBAC) --- Aaa

**Camden County**

Bonds dtd. 7-1-83 (MBIA Corp.) --- Aaa  
Refunding dtd. 12-15-77 (MBIA) --- Aaa

**Camden Co. Hosp. Devel. Auth.**

Conewago Valley Mem. Hosp. rev. --- Baa1  
Series '85A, dtd. 11-1-85 (escrowed to 7-1-95) --- Aaa

**Mercy Hosp. of Johnston Proj. hosp. rev. ser. '85 (LOC-Bank of Tokyo, Ltd., assuring 3-1-95, conversion to fixed rate, or earlier termination of LOC)**

Aa3/YMIG 1

**Camden Heights S.D.**

Bonds dtd. 3-1-83 (MBIA Corp.) --- Aaa  
Bonds dtd. 4-1-91 (AMBAC) --- Aaa  
Bonds dtd. 7-1-89 (MBIA Corp.) --- Aaa  
Series '93A, dtd. 10-15-93 (MBIA Corp.) --- Aaa

**Cameron Co. S.D.**

Bonds dtd. 1-15-94 (MBIA Corp.) --- Aaa

**Camp Hill (Boro.)**

Camp Hill Boro. Auth. School rev. --- A1  
Camp Hill S.D. G.O. dtd. 11-1-90, due 3-1-96-06 (escrowed to 9-1-95) --- A

**Canon-McMillan S.D.**

Bonds dtd. 1-1-94 (FGIC) --- Aaa  
Bonds dtd. 3-1-89 (AMBAC) --- Aaa  
G.O. dtd. 4-1-90 (AMBAC) --- Aaa  
G.O. dtd. 11-1-85 (AMBAC) --- Aaa  
G.O. ref. dtd. 3-16-83 (AMBAC) --- Aaa  
G.O. ref. ser. '85A, dtd. 9-1-86 (AMBAC) --- Aaa  
G.O. ref. ser. '85B, dtd. 9-1-86 (AMBAC) --- Aaa  
Series '93A, B & C, dtd. 4-15-93 (AMBAC) --- Aaa

**Canonsburg-Houston Jr. Auth. (cont'd)**

Gtd. sewer rev. --- Aaa  
Gtd. sew. rev. --- Aaa  
Series '90C, dtd. 8-1-90 (MBIA Corp.) --- Aaa

**Canonsburg-Houston Jr. Auth. (cont'd)**

Series '93E, dtd. 6-1-93 (AMBAC) --- Aaa

**Seewer ser. C**

--- Baa

**Carlson County**

Bonds dtd. 12-15-89 (AMBAC) --- Aaa  
Bonds dtd. 12-15-90 (AMBAC) --- Aaa  
Bonds dtd. 3-15-93 (AMBAC) --- Aaa  
Series '94A & B, dtd. 5-1-94 (FGIC) --- Aaa

**Carlson Co. Convalescent Home Bldg. Auth.**

Conv. home rev. --- Baa

**Carlson Co. Hosp. Auth.**

County gtd. hosp. rev. (1992 Palmetton Hosp. Proj.) --- Aaa  
Bonds dtd. 7-15-92 (AMBAC) --- Aaa  
Gtd. hosp. rev. --- Aaa  
(Grand Haven Mem. Hosp.) --- Aaa  
Bonds dtd. 1-1-84 (AMBAC) --- Aaa  
Refunding dtd. 11-1-85 (AMBAC) --- Aaa  
Series '90A, dtd. 11-1-90 (AMBAC) --- Aaa

**Carlson Co. Housing Auth.**

Housing rev. --- Aaa  
(Section 8-Palmetton Elderly Proj.) --- Aaa  
Bonds dtd. 4-15-94 (AMBAC) --- Aaa  
Series A, dtd. 2-15-83 (AMBAC) --- Aaa

**Carlson-Lafight Intermediary Unit 21**

Revenue dtd. 8-15-92 (AMBAC) --- Aaa

**Carlson-Lafight Intermediary 21**

Revenue dtd. 10-1-88 (AMBAC) --- Aaa

**Carlsdale Area S.D.**

Bonds dtd. 2-15-91 (AMBAC) --- Aaa

**Carlsdale**

Series '88A & B, dtd. 8-1-88 (FGIC) --- Aaa  
Series '91A & B, dtd. 11-15-91 (FGIC) --- Aaa

**Carlsdale Area Hosp. Auth.**

Revenue (Cumberland Crossings Proj.) ser. '90 (LOC-Swiss Bank Corp., expiring 7-21-95, or earlier termination of LOC) --- Aa1  
Carlsdale Area Jr. S.A. --- A  
Series '64 --- A  
Carlsdale Area S.D. --- A  
Bonds dtd. 11-15-85 (FGIC) --- Aaa  
Bonds dtd. 2-15-92 (FGIC) --- Aaa  
Bonds dtd. 4-1-93 (AMBAC) --- Aaa  
Series '77 --- A

**Carlsdale Boro. Munic. Auth.**

Dickerson College rev. --- Aaa  
Bonds dtd. 3-1-83 (AMBAC) --- Aaa  
Gtd. water rev. --- Aaa  
Bonds dtd. 4-15-92 (FGIC) --- Aaa  
Series '90 (FGIC) --- Aaa  
Series '93A & B, dtd. 5-15-93 (FGIC) --- Aaa

**Carlsdale S.D.**

Bonds dtd. 9-15-93 (FGIC) --- Aaa

**Carlsdale Suburban Auth.**

Guaranteed sewer rev. --- Aaa  
Bonds dtd. 11-1-86 (MBIA) --- Aaa  
Bonds dtd. 7-1-80 (MBIA) --- Aaa  
Guaranteed water & sewer rev. --- Aaa  
Bonds dtd. 12-15-92 (MBIA Corp.) --- Aaa  
Guaranteed water rev. --- Aaa  
Series '88 (MBIA Corp.) --- Aaa

**Carrington S.D.**

Bonds dtd. 11-1-85 (MBIA) --- Aaa  
Bonds dtd. 11-1-92 (MBIA Corp.) --- Aaa

**Carronhams Area S.D.**

Bonds dtd. 2-1-90 (AMBAC) --- Aaa  
Bonds dtd. 6-1-89 (AMBAC) --- Aaa  
Series '92B, dtd. 5-1-92 (AMBAC) --- Aaa

**Carrollhams-Cumberland Jr. Sewer Auth.**

Sewer rev. --- Baa  
Castle Shannon (Borough) --- Aaa  
Bonds dtd. 7-1-93 (FGIC) --- Aaa

**Carrollhams Area S.D.**

G.O. dtd. 2-1-85 (AMBAC) --- Aaa  
G.O. ref. dtd. 12-1-85 (AMBAC) --- Aaa  
Series '93A, dtd. 3-15-93 (ins. mat. 9-15-93-00) (AMBAC) --- Aaa

**Carrollhams Boro. Auth.**

Gtd. sew. rev. --- Aaa  
Bonds dtd. 4-1-92 (AMBAC) --- Aaa  
Bonds dtd. 8-1-86 (AMBAC) --- Aaa

**Carteret S.D.**

Bonds dtd. 7-15-90 (escrowed to 6-15-95) --- A1  
Series '93A & B, dtd. 11-15-93 (AMBAC) --- Aaa

**Carter Area S.D.**

Bonds dtd. 10-1-91 (AMBAC) --- Aaa  
Series '89 (AMBAC) --- Aaa  
Series '93A & B, dtd. 5-15-93 (FGIC) --- Aaa

**Carter Twp. Sewer Auth.**

Sewer rev. --- Aaa  
Series '93A, dtd. 3-15-93 (MBIA Corp.) --- Aaa  
Sewer rev. ser. '89A, dtd. 12-1-89 (MBIA Corp.) --- Aaa

**Carter Twp. Water Auth.**

Water rev. --- Aaa  
Series '93A & B, dtd. 7-15-93 (AMBAC) --- Aaa

**Central Blue Co. Sanitary Auth.**

Gtd. sew. rev. --- Aaa  
Bonds dtd. 4-15-93 (AMBAC) --- Aaa

**Central Bucks S.D.**

Bonds dtd. 12-1-88 (escrowed to 2-1-96) & 4-1-89 (escrowed to 2-1-94) --- Aaa  
Bonds dtd. 5-1-94 (FGIC) --- Aaa  
Series '93A, dtd. 12-1-93 (MBIA Corp.) --- Aaa

**Central Clearfield Co. S.A.**

Refunding rev. dtd. 2-15-73 (escrowed to maturity) --- Aaa

**Central Columbia Co. S.D.**

Bonds dtd. 8-1-86 (MBIA) --- Aaa

**Central Columbia S.D.**

Bonds dtd. 7-1-91 (MBIA Corp.) --- Aaa  
Central Dauphin S.D. --- Aaa  
Bonds dtd. 3-1-85 (MBIA) --- Aaa  
Bonds dtd. 5-15-86 (MBIA) --- Aaa  
Bonds dtd. 5-29-90 (ins. mat. 12-1-01, 6-1-02 thru 12-1-05) (AMBAC) --- Aaa

**Central Delaware Co. Auth.**

Sewer rev. --- A

**Central Fulton S.D.**

Bonds dtd. 4-15-77 (MBIA) --- Aaa  
Bonds dtd. 7-15-93 (AMBAC) --- Aaa

**Central Green S.A.**

Revenue dtd. 5-1-78 (MBIA) --- Aaa

**Central Greene S.A.**

Series '67 (escrowed to maturity) --- Aaa  
Special oblig. dtd. 5-1-78 (escrowed to maturity) --- Aaa

**Central Greene S.D.**

Bonds dtd. 11-1-93 (MBIA Corp.) --- Aaa  
Bonds dtd. 4-15-85 (MBIA) --- Aaa  
Bonds dtd. 5-1-77 (MBIA) --- Aaa  
Bonds dtd. 5-1-77 (MBIA) --- Aaa  
(escrowed to maturity) --- Aaa  
Bonds dtd. 5-15-94 (MBIA Corp.) --- Aaa  
Bonds dtd. 9-14-83 (MBIA) --- Aaa

**Central Luzerne Co. Jr. S.D.A.**

Lease rental --- Baa1  
Central York S.D. --- Aaa  
Series '89 (FGIC) --- Aaa

**Centre County**

Bonds dtd. 1-1-90 (AMBAC) --- Aaa  
Bonds dtd. 4-1-92 (AMBAC) --- Aaa  
Series '93A & B, dtd. 10-1-93 (FGIC) --- Aaa

**Centre Co. Higher Ed. Auth.**

Project rev. (The Pennsylvania Univ./Centre Med. Science Bldg. Proj.) --- Aaa  
Series A, dtd. 10-22-92 (MBIA Corp.) --- Aaa  
Series C, dtd. 10-1-92 (MBIA Corp.) --- Aaa

**Centre Co. Hospital Auth.**

Centre Community Hospital rev. --- Baa1  
Hospital rev. --- Aaa  
Bonds dtd. 5-1-74 (escrowed to maturity) --- Aaa  
Special oblig. dtd. 1-1-78 (escrowed to maturity) --- Aaa

**Chambersburg (Borough)**

Electric rev. --- A1  
Chambersburg Area Jr. S.A. --- A1  
Chambersburg Area S.D. --- A1  
Series '91A & B, dtd. 11-15-91 (AMBAC) --- Aaa

**Chambersburg Munic. Auth.**

Water rev. --- A1

**Charters Area School Auth.**

Gtd. school rev. --- Aaa  
Refunding ser. '92C, dtd. 8-1-92 (MBIA Corp.) --- Aaa  
Series '92A, dtd. 3-1-92 (MBIA Corp.) --- Aaa  
Series '92B, dtd. 3-1-92 (MBIA Corp.) --- Aaa

**School rev.**

Bonds dtd. 2-1-89 (MBIA Corp.) --- Aaa

**Charters Boro. Auth.**

Water rev. dtd. 12-1-92 (AMBAC) --- Aaa

**Charters Houston S.D.**

Bonds dtd. 3-1-88 (FGIC) --- Aaa  
Bonds dtd. 7-1-87 (FGIC) --- Aaa

**Charters Twp.**

Bonds dtd. 7-15-92 (MBIA Corp.) --- Aaa

**Charters Valley Jr. S.D.A.**

Series '63, '65 & '71 (escrowed to maturity) --- Aaa  
Special oblig. dtd. 4-1-78 (escrowed to maturity) --- Aaa

**Charters Valley S.D.**

Bonds dtd. 1-14-93 (FGIC) --- Aaa  
Bonds dtd. 1-15-88 (MBIA Corp.) --- Aaa  
Bonds dtd. 12-1-82 & 10-1-83 (MBIA) --- Aaa  
Bonds dtd. 4-1-86 (MBIA) --- Aaa  
Bonds dtd. 5-1-85 (MBIA) --- Aaa

**Charters-Houston S.D.**

Bonds dtd. 8-1-92 (FGIC) --- Aaa

**Cheltenham Twp.**

Bonds dtd. 4-1-92 (MBIA Corp.) --- Aaa  
Bonds dtd. 5-15-93 (MBIA Corp.) --- Aaa

**Cheltenham Twp. S.D. (Montgomery Co.)**

Bonds dtd. 6-15-90 (AMBAC) --- Aaa  
Bonds dtd. 7-1-86, due 5-1-92-06 (escrowed to maturity) --- Aaa  
Bonds dtd. 9-15-92 (AMBAC) --- Aaa

**Cheltenham Twp. S.D.A.**

--- A  
Chester County --- Aa

NOTE: For footnotes see page 426. Moody's ratings are subject to change. Because of the possible time lapse between Moody's assignment or change of a rating and your use of this monthly publication, we suggest you verify the current rating of any security in which you are interested. For standard abbreviations, see page 426.



**PENNSYLVANIA (cont'd.)**

**Chester Co. Health & Ed. Fac. Auth. (cont'd.)**

Health system rev. (Main Line Health System) Series '94A, dtd. 3-17-94 (Ins. mt. 5-15-20) (AMBAC) --- Aaa  
Series '94B, dtd. 3-17-94 (AMBAC) --- Aaa

**Chester Co. Hosp. Auth.**

Chester Co. Hospital rev. Bonds dtd. 6-1-84 (MBIA) --- Aaa  
Refunding dtd. 12-1-86 (MBIA) dtd. 2-15-77 (escrowed to maturity) --- Aaa

Paoli Memorial Hosp. spec. oblig. dtd. 10-1-86 (FGIC) --- Aaa

**Phoenixville Hosp. rev. dtd. 10-1-86 (FGIC)** --- Aaa

**Chester Co. Ind. Devel. Auth.**

Industrial devel. rev. (Presbyterian Homes Proj.) dtd. 6-15-83 (AMBAC) --- Aaa

**Chester Co. Picking Vry S.A.**

Bonds dtd. 8-1-63 (escrowed to maturity) --- Aaa

**Chester Co. Solid Waste Auth.**

Gtd. rev. ser. '84A (escrowed to maturity) --- Aaa  
Gtd. solid waste rev. Bonds dtd. 7-1-85 (escrowed to 7-1-95) --- Aaa

**Chester Redevel. Financs Corp.**

Mortgage rev. dtd. 8-1-82 (MBIA) --- Aaa  
Multi-family mtgs. rev. ref. (Chester Apts.) ser. '92A & B --- Aaa

**Chester Upland S.A.**

School rev. ref. dtd. 8-15-85 (AMBAC) --- Aaa

**Chester Upland S.D.**

Refunding rev. dtd. 5-1-78 (AMBAC) --- Aaa

**Chester Water Auth.**

Water rev. Bonds dtd. 12-1-91 (AMBAC) --- Aaa  
Bonds dtd. 12-1-92 (bearing int. from 10-1-93) (AMBAC) --- Aaa  
Bonds dtd. 9-1-90 (AMBAC) --- Aaa  
Series '83, dtd. 12-1-82 (AMBAC) --- Aaa

**Chestnut Ridge S.D.**

Bonds dtd. 12-1-80 & 12-15-82 (MBIA) --- Aaa  
Bonds dtd. 7-15-91 (MBIA Corp.) --- Aaa  
Bonds dtd. 8-1-85 (MBIA) --- Aaa  
Series '86 (MBIA) --- Aaa

**Chester S.D.**

Bonds dtd. 3-1-85 (MBIA) --- Aaa  
Bonds dtd. 4-15-86 (MBIA) --- Aaa  
Bonds dtd. 9-1-84 (MBIA) --- Aaa  
Series '89 (MBIA Corp.) --- Aaa  
Series '91A & B, dtd. 11-12-91 (FGIC) --- Aaa

**Clairton Munic. Auth.**

Special oblig. ser. '78 --- Aaa

**Clairton S.D.**

Bonds dtd. 10-1-85 (escrowed to 8-1-95) --- Aaa  
G.O. dtd. 5-15-84 (AMBAC) --- Aaa

**Claron Co. Munic. Auth.**

Gtd. rev. Bonds dtd. 12-15-93 (FGIC) --- Aaa

**Claron-Limestone Area S.D.**

Bonds dtd. 5-1-76 (MBIA) --- Aaa  
Bonds dtd. 5-15-90 (MBIA Corp.) --- Aaa  
Refunding ser. A, dtd. 9-1-92 (MBIA Corp.) --- Aaa

**Clarks Summit-South Abington Jt. Sew. Auth.**

Gas financed sew. rev. Bonds dtd. 1-1-93 (AMBAC) --- Aaa  
Bonds dtd. 11-15-87 (AMBAC) --- Aaa

**Claysburg-Kimmel S.D.**

Bonds dtd. 11-15-89 (MBIA Corp.) --- Aaa  
Bonds dtd. 6-15-91 (MBIA Corp.) --- Aaa  
Bonds dtd. 8-1-92 (MBIA Corp.) --- Aaa

**Clearfield Area S.D.**

Bonds dtd. 12-1-92 (FGIC) --- Aaa  
G.O. dtd. 4-1-86 (AMBAC) --- Aaa  
G.O. dtd. 4-15-83 (AMBAC) --- Aaa

**Clearfield County**

Bonds dtd. 12-15-86 (AMBAC) --- Aaa

**Clearfield Co. Ind. Devel. Auth.**

Guaranteed rev. ser. '77 --- Aaa

**Clearfield Munic. Auth.**

Sewer rev. --- Aaa

**Clinton County**

Bonds dtd. 12-1-87 (MBIA Corp.) --- Aaa  
Bonds dtd. 9-1-92 (MBIA Corp.) --- Aaa  
Refunding dtd. 3-1-85 (AMBAC) --- Aaa  
Series '92A & B, dtd. 8-1-92 (MBIA Corp.) --- Aaa

**Clinton Co. Solid Waste Auth.**

Gtd. rev. Bonds dtd. 5-1-91 (AMBAC) --- Aaa  
Series '93 --- Aaa

**Coatsville**

Bonds dtd. 11-1-91 (AMBAC) --- Aaa  
Bonds dtd. 12-1-92 (AMBAC) --- Aaa  
Bonds dtd. 12-15-89 (AMBAC) --- Aaa  
Bonds dtd. 7-15-86 (AMBAC) --- Aaa

**Coatsville Area S.D.**

Bonds dtd. 11-1-90 (AMBAC) --- Aaa  
Bonds dtd. 11-15-91 (AMBAC) --- Aaa  
Bonds dtd. 6-15-93 (AMBAC) --- Aaa

**Coatsville Area S.D. (Contest)**

Series '93A, dtd. 9-1-93 (AMBAC) --- Aaa

**Coatsville Auth.**

Sewer rev. Bonds dtd. 10-1-93 (AMBAC) --- Aaa

**Water rev.**

Bonds dtd. 3-15-85 (AMBAC) --- Aaa  
Bonds dtd. 4-1-81 (AMBAC) --- Aaa  
Bonds dtd. 7-1-93 (AMBAC) --- Aaa  
Refunding ser. '86A, dtd. 1-15-87 (AMBAC) --- Aaa  
Refunding ser. '86B, dtd. 1-15-87 (AMBAC) --- Aaa  
Second ser. '85, dtd. 12-1-85 (AMBAC) --- Aaa

**Cocalico S.D.**

Bonds dtd. 11-1-89, due 9-1-92-02 --- Aaa

**Bonds dtd. 4-15-91 (MBIA Corp.)** --- Aaa  
Bonds dtd. 4-15-94 (MBIA Corp.) --- Aaa  
Bonds dtd. 7-15-93 (MBIA Corp.) --- Aaa  
Series '91A & B, dtd. 12-1-91 (MBIA Corp.) --- Aaa

**College Twp.**

Collegiate-Trapeze Jt. S.A. School rev. ser. '51, '61, '62 & '66 (escrowed to maturity) --- Aaa

**Collier Twp.**

G.O. dtd. 7-1-86 (AMBAC) --- Aaa

**Colossal Northampton Intermediate Unit 20**

Educational fac. rev. Bonds dtd. 3-15-89 (AMBAC) --- Aaa  
Bonds dtd. 9-1-92 (AMBAC) --- Aaa

**Colony S.D.**

Bonds dtd. 10-15-93 (MBIA Corp.) --- Aaa  
Bonds dtd. 7-15-87 (MBIA Corp.) --- Aaa  
Series '92A & B, dtd. 4-1-92 (MBIA Corp.) --- Aaa

**Columbia Boro. S.D.**

Bonds dtd. 12-15-88 (FGIC) --- Aaa  
Bonds dtd. 2-15-92 (FGIC) --- Aaa  
Bonds dtd. 3-15-87 (FGIC) --- Aaa  
Bonds dtd. 5-15-86 (FGIC) --- Aaa  
Bonds dtd. 7-15-86 (FGIC) --- Aaa

**Columbia County**

Bonds dtd. 12-1-90 (AMBAC) --- Aaa  
Series '93A & B, dtd. 12-15-93 (FGIC) --- Aaa

**Commodore Perry S.D.**

Bonds dtd. 3-15-91 (MBIA Corp.) --- Aaa

**Conemaugh Twp. Area S.D.**

Bonds dtd. 2-1-92 (MBIA Corp.) --- Aaa  
Bonds dtd. 2-15-89 (MBIA Corp.) --- Aaa  
Bonds dtd. 2-15-90 (AMBAC) --- Aaa  
Bonds dtd. 9-1-93 (AMBAC) --- Aaa

**Conestoga Valley S.D.**

Bonds dtd. 8-1-93 (FGIC) --- Aaa  
Bonds dtd. 8-15-88 (FGIC) --- Aaa  
Series '91A & B, dtd. 5-15-91 (FGIC) --- Aaa

**Conewago Twp. Munic. Auth.**

Gtd. sew. rev. Bonds dtd. 9-15-93 (AMBAC) --- Aaa

**Conewago Valley S.D.**

Bonds dtd. 11-1-91 (AMBAC) --- Aaa  
Bonds dtd. 12-1-90 (AMBAC) --- Aaa  
Bonds dtd. 12-1-92 (FGIC) --- Aaa  
Bonds dtd. 4-1-93 (AMBAC) --- Aaa  
Series '84 (escrowed to maturity) --- Aaa  
Series '93A, dtd. 12-1-93 (FGIC) --- Aaa

**Conestoga S.D.**

Bonds dtd. 10-1-85 (AMBAC) --- Aaa  
Bonds dtd. 3-15-93 (AMBAC) --- Aaa  
Bonds dtd. 3-16-83 (AMBAC) --- Aaa  
Bonds dtd. 6-1-89 (AMBAC) --- Aaa  
Bonds dtd. 6-24-91 (AMBAC) --- Aaa

**Connelsville Area S.D.**

Bonds dtd. 10-1-92 (AMBAC) --- Aaa

**Conrad Wesser Area S.D.**

Bonds dtd. 10-15-92 (MBIA Corp.) --- Aaa  
Bonds dtd. 3-15-91 (MBIA Corp.) --- Aaa  
Bonds dtd. 7-15-87 (MBIA Corp.) --- Aaa

**Conrad Wesser S.A.**

Baa1

**Conshohocken Boro. Auth.**

Sewer rev. Bonds dtd. 11-1-87 (AMBAC) --- Aaa  
Bonds dtd. 8-1-91 (AMBAC) --- Aaa

**Coolidge Twp.**

Bonds dtd. 12-1-89 (AMBAC) --- Aaa  
Bonds dtd. 4-15-93 (AMBAC) --- Aaa

**Corasopolis (Borough)**

Bonds dtd. 9-1-93 (AMBAC) --- Aaa

**Corsookete Munic. San. Auth.**

Gtd. sew. rev. Refunding ser. '90D & E, dtd. 10-1-90 (Capital Guaranty) --- Aaa

**Cornwall-Lebanon S.D.**

All bids. prior to '85 (escrowed to maturity) --- Aaa  
Bonds dtd. 1-1-94 (FGIC) --- Aaa  
Bonds dtd. 11-1-88 (FGIC) --- Aaa  
Bonds dtd. 6-1-85 (FGIC) --- Aaa  
Bonds dtd. 6-1-93 (FGIC) --- Aaa  
Bonds dtd. 7-15-89 (FGIC) --- Aaa  
Bonds dtd. 8-15-92 (FGIC) --- Aaa  
Series '93A, dtd. 7-1-93 (FGIC) --- Aaa

**Corry Area S.D.**

Bonds dtd. 11-1-91 (MBIA Corp.) --- Aaa  
Bonds dtd. 12-1-89 (MBIA Corp.) --- Aaa  
Bonds dtd. 12-1-89 (MBIA Corp.) --- Aaa  
Bonds dtd. 2-15-90 (MBIA Corp.) --- Aaa  
Bonds dtd. 5-15-87 (MBIA Corp.) --- Aaa  
Bonds dtd. 6-1-84 (Ins. mt. 1985-94) (MBIA) --- Aaa

**Corry Municipal Auth.**

Guaranteed sew. rev. Bonds dtd. 4-1-94 (MBIA Corp.) --- Aaa  
Bonds dtd. 4-15-84 (MBIA) --- Aaa  
Refunding dtd. 5-1-86 (MBIA) --- Aaa  
Refunding dtd. 7-1-92 (MBIA Corp.) --- Aaa

**Coudersport Area S.D.**

Bonds dtd. 10-1-92 (AMBAC) --- Aaa  
Bonds dtd. 5-1-87 (AMBAC) --- Aaa  
Bonds dtd. 8-15-86 (AMBAC) --- Aaa

**Council Rock S.A.**

Series '67, '73 & '73 (supp.), dtd. 5-1-73 (escrowed to maturity) --- Aaa

**Council Rock S.D.**

Bonds dtd. 12-1-83 (MBIA) --- Aaa  
Bonds dtd. 5-1-93 (FGIC) --- Aaa  
Bonds dtd. 6-1-88 (FGIC) --- Aaa  
Bonds dtd. 7-15-91 (FGIC) --- Aaa  
Series '90 (FGIC) --- Aaa

**Creechery Area S.D.**

Bonds dtd. 11-1-87 (MBIA Corp.) --- Aaa  
Series '90A, dtd. 1-23-90 (MBIA Corp.) --- Aaa  
Series '90B, dtd. 1-23-90 (MBIA Corp.) --- Aaa

**Creechery Twp. Munic. Sewer & Water Auth.**

Bonds dtd. 6-1-93 (AMBAC) --- Aaa

**Creechery Twp. (Butler Co.)**

Bonds dtd. 10-1-92 (AMBAC) --- Aaa  
Bonds dtd. 10-15-89 (AMBAC) --- Aaa

**Crescent C.S.D.**

Bonds dtd. 4-15-91 (FGIC) --- Aaa  
Series dtd. 5-1-92 (MBIA Corp.) --- Aaa  
Series '87A & AA, dtd. 10-15-87 (MBIA Corp.) --- Aaa

**Crested County**

Bonds dtd. 10-1-91 (AMBAC) --- Aaa  
Bonds dtd. 12-15-88 (AMBAC) --- Aaa  
Bonds dtd. 4-15-94 (FGIC) --- Aaa  
Bonds dtd. 5-15-89 (AMBAC) --- Aaa

**Crestwood Co. Hospital Auth.**

Spencer Hospital (now Meadowville Medical Ctr.) hosp. rev. --- Baa1

**Crestwood S.D.**

Bonds dtd. 7-15-93 (AMBAC) --- Aaa  
Series '80 --- Aaa

**Crestwood Heights Joint Auth.**

Water rev. Bonds dtd. 6-15-90 (Capital Guaranty) --- Aaa  
Series '94A & B, dtd. 1-15-94 (AMBAC) --- Aaa

**Crestwood Heights Jt. Auth.**

Special oblig. dtd. 8-15-78 (escrowed to maturity) --- Aaa

**Cumberland County**

Bonds dtd. 6-1-90 (AMBAC) --- Aaa

**Cumberland Co. Munic. Auth.**

Carlisle Area Hosp. Auth. Revenue dtd. 8-15-90 (escrowed to 8-1-95) --- Aaa  
Carlisle Hosp. & Health Svcs. hosp. rev. --- Baa

**Securing variable rate rev. ser. '93A (Presbyterian Homes, Inc. Proj.) (BDC-Krechetbank, N.V., expiring 12-1-98, conversion to term issue, or earlier termination of BDC)** --- Aa2/YMIG 1

**Cumberland Valley Jt. S.A.**

Revenue dtd. 6-15-78 (MBIA) --- Aaa

**Cumberland Valley S.D.**

Bonds dtd. 3-1-89 (AMBAC) --- Aaa  
Bonds dtd. 4-1-84 (MBIA) --- Aaa  
Bonds dtd. 7-1-92 (AMBAC) --- Aaa  
Series '93A & B, dtd. 7-15-93 (FGIC) --- Aaa

**Cumru Twp.**

Bonds dtd. 6-15-93 (MBIA Corp.) --- Aaa  
Bonds dtd. 8-15-90 (MBIA Corp.) --- Aaa

**Cumruville Area S.D.**

Bonds dtd. 11-1-91 (Capital Guaranty) --- Aaa  
Bonds dtd. 12-15-90 (AMBAC) --- Aaa  
Bonds dtd. 7-1-93 (MBIA Corp.) --- Aaa

**Curodial Receipts**

Flinta/Ritas ser. 26 floating auction tax-exempt receipts & residual int. tax-exempt sec. receipts (relating to FSA ins. City of Philadelphia gas works rev. fifteenth ser. due 6-1-21) --- Aaa

**Curodial Receipts**

JF Morgan tender option Series MGT-41A, 41B & 41C (relating to the Philadelphia Hospital & Higher Ed. Fac. Auth. hosp. rev. ref. (The Children's Hosp. of Philadelphia Proj.), due 2-15-05, 2-15-06 & 2-15-10) (Tender Agreement-Morgan Guaranty Trust Co. of N.Y.; VMIG expires 2-8-01, or earlier termination of tender agreement) --- Aa/YMIG 1

**Series MGT-46 (relating to FGIC ins. City of Philadelphia, Pennsylvania G.O. ref. ser. '93A, due 5-15-04) (Tender Option-Morgan Guaranty Trust**

**Curodial Receipts (cont'd.)**

Company of N.Y.; VMIG expires five business days prior to expiration of tender option agreement, or earlier termination of tender option agreement) --- Aaa/YMIG

**Series MGT-50 (relating to the FGIC ins. Somerset Co. General Auth. commonwealth lease ser. '91, due 10-15-11) (Tender Option Agreement-Morgan Guaranty Trust Co. of N.Y.; VMIG expires 4-24-01, or earlier termination of tender option agreement)** --- Aaa/YMIG

**Series BT-62 (Relating to the County of Allegheny, Pa., G.O. ser. C-38, due 9-1-03 (AMBAC)) (Tender Agreement-Bankers Trust Company)** --- Aaa/YMIG

**Series BT-63 (Relating to the County of Allegheny, Pa., G.O. ser. C-38, due 9-1-04 (AMBAC)) (Tender Agreement-Bankers Trust Company)** --- Aaa/YMIG

**Series BT-64 (Relating to the County of Allegheny, Pa., G.O. ser. C-38, due 9-1-05 (AMBAC)) (Tender Agreement-Bankers Trust Company)** --- Aaa/YMIG

**Dallas Area Munic. Auth.**

Sewer rev. dtd. 9-15-77 (MBIA) --- Aaa

**Dallas S.D.**

Bonds dtd. 5-1-79 (MBIA) --- Aaa  
Bonds dtd. 9-1-93 (FGIC) --- Aaa

**Dallastown Area S.D.**

Bonds dtd. 4-15-91 (FGIC) --- Aaa  
Bonds dtd. 5-1-93 (FGIC) --- Aaa

**Dallastown Yoe Water Auth.**

Water rev. Bonds dtd. 4-16-81 (AMBAC) --- Aaa  
Bonds dtd. 7-15-86 (AMBAC) --- Aaa

**Daniel Boone Area S.D.**

Bonds dtd. 10-1-91 (AMBAC) --- Aaa

**Danville Area S.D.**

Bonds dtd. 5-1-87 (MBIA Corp.) --- Aaa  
Bonds dtd. 6-1-91 (MBIA Corp.) --- Aaa

**Danville Munic. Auth.**

Guaranteed wtr. rev. Bonds dtd. 4-1-93 (AMBAC) --- Aaa  
Sewer rev. --- A

**Derry-Cohy Jt. School Sys. Auth. (assmd. by William Penn S.D.A.)** --- A

**Dauphin County**

Bonds dtd. 11-1-84 (MBIA) --- Aaa  
Bonds dtd. 12-15-91 (MBIA Corp.) --- Aaa  
Bonds dtd. 4-1-85 (MBIA) --- Aaa  
Bonds dtd. 5-1-93 (MBIA Corp.) --- Aaa  
Bonds dtd. 6-1-92 (MBIA Corp.) --- Aaa  
Series '76 (escrowed to maturity) --- Aaa  
Series '92B, dtd. 9-1-92 (MBIA Corp.) --- Aaa  
Series '94A, dtd. 4-1-94 (MBIA Corp.) --- Aaa

**Series '94B, dtd. 4-1-94 (MBIA Corp.)** --- Aaa

**Dauphin Co. General Auth.**

Bonds dtd. 2-1-85 (MBIA) --- Aaa  
Bonds dtd. 5-22-86 (MBIA) --- Aaa  
Gtd. lease rev. Bonds dtd. 5-26-93 (MBIA Corp.) --- Aaa  
Bonds dtd. 8-13-92 (MBIA Corp.) --- Aaa

**Hapsco Group rev.**

Series '92A, dtd. 10-15-92 (MBIA Corp.) --- Aaa  
Series '92B, dtd. 10-15-92 (MBIA Corp.) --- Aaa  
Series '93A, dtd. 6-1-93 (MBIA Corp.) --- Aaa

**Hospital rev. (Phoenixville Hosp. Proj.) ser. '92A & B, dtd. 12-15-92 (FGIC)** --- Aaa

**Insured fixed rate rev. & variable rate demand rev.**

(Penn Munic. Auth. Pooled Fin. Prog.-Lower Paxton), ser. A (BIG) (SBPA-Sakura Bank (form. Mitsui Taiyo Koba Bank, Ltd.); VMIG expires 9-25-96, conversion, or earlier termination of SBPA) --- Aaa/YMIG

(Penn Munic. Auth. Pooled Fin. Prog.-West Hanover Twp. & Macungie Boro.) ser. A (BIG) (SBPA-Sakura Bank (form. Mitsui Taiyo Koba Bank, Ltd.); VMIG expires 9-25-96, conversion, or earlier termination of SBPA) --- Aaa/YMIG

(Penn Munic. Auth. Pooled Fin. Prog.-Dauphin Co.) ser. A (BIG) (SBPA-Sakura Bank (form. Mitsui Taiyo Koba Bank, Ltd.); VMIG expires 9-25-96, conversion, or earlier termination of SBPA) --- Aaa/YMIG

**Revenue (Harrisburg International Airport Proj.) dtd. 9-1-91 (MBIA Corp.)** --- Aaa

**Variable rate demand/float rate hosp. rev. (The Reading Hosp. & Med. Ctr.) ser. '94** --- A1/NR

**Dauphin Co. Hosp. Auth.**

NOTE: For footnotes see page 476. Moody's ratings are subject to change. Because of the possible time lapse between Moody's assignment or change of a rating and your use of this mo-

610 PENNSYLVANIA

MOODY'S BOND RECORD

**PENNSYLVANIA (cont'd)**

**Dauphin Co. Hosp. Auth. (cont'd)**

Community Gen. Osteopathic Hosp. rev. ----- Baa1

Harrisburg Hospital ----- Aaa

Lease rental rev. dtd. 11-1-87 (MBIA Corp.) ----- Aaa

Revenue dtd. 2/1-84 (MBIA) ----- Aaa

Psychic Medical Ctr. of Harrisburg hosp. rev. ----- Aaa

Bonds dtd. 8-15-91 (MBIA Corp.) Aaa

Bonds dtd. 9-15-93 (MBIA Corp.) Aaa

Dauphin Co. Redevelopment Auth. Home imp. loan rev. ----- A

Delaware County ----- A

Delaware Co. Auth.

Bryn Mawr College rev. ----- Aaa

Bonds dtd. 3-1-88 (MBIA Corp.) Aaa

Bonds dtd. 9-1-83 (MBIA) ----- Aaa

Community Hospital of Chester (Ltd. by Crozer-Chester Med. Ctr.) hosp. rev. ----- Baa1

Crozer-Chester Med. Ctr. rev. ----- Baa1

Bonds dtd. 1-1-94 (MBIA Corp.) Aaa

Bonds dtd. 1-1-85 (BIG) (escrowed to 12-15-95) ----- Aaa

Bonds dtd. 6-15-78 (escrowed to maturity) ----- Aaa

Series '90A, dtd. 9-1-90 (MBIA Corp.) ----- Aaa

Series '90B, dtd. 9-1-90 (MBIA Corp.) ----- Aaa

Series '90C, dtd. 9-1-90 (MBIA Corp.) ----- Aaa

Delaware Co. Memorial Hosp. rev. ser. '89A (MBIA Corp.) ----- Aaa

Ehryn, inc. hosp. rev. ----- Baa

Haverford College rev. ----- Aaa

Bonds dtd. 10-1-90 (MBIA Corp.) (escrowed to 11-15-00) ----- Aaa

Bonds dtd. 3-1-93 (MBIA Corp.) Aaa

Bonds dtd. 6-1-84 (MBIA) ----- Aaa

Keystone Health Sys. hosp. rev. ser. '89B (MBIA Corp.) ----- Aaa

Mirmont Alcohol Rehab. Center Proj. variable rate pref. demand ser. '85 (LOC-Fidelity Bank, N.A., expiring 8-2-94, conversion, or earlier termination of LOC) A1/YMIG 1

Villanova Univ. rev. ----- Aaa

Bonds dtd. 11-15-92 (MBIA Corp.) ----- Aaa

Bonds dtd. 2-15-88 (escrowed to 9-1-98) ----- Aaa

Bonds dtd. 8-1-91 (MBIA Corp.) Aaa

Bonds dtd. 8-1-93 (MBIA Corp.) Aaa

Bonds dtd. 9-15-85 (BIG) ----- Aaa

Delaware Co. Comm. Coll. Auth. ----- A1

Delaware Co. Hospital Auth. (now Delaware Co. Auth.) Genetric Ctr. (Ltd. by Co.) ----- Aa

Delaware Co. Housing Auth. Gtd. hdg. rev. ----- Aa

Delaware Co. Ind. Devel. Auth. Environmental imp. rev. (Sun Oil Co. Secondary Market) ser. B, dtd. 12-1-76 (AMBAC) ----- Aaa

Water rev. ref. ser. '92 (Philadelphia Suburban Water Co.) dtd. 6-1-92 (FGIC) ----- Aaa

Delaware Co. Int. Dist. ----- Aaa

Delaware Co. Redevel. Auth. 1994 receive rev. ref. (Chester Heights Assoc. Proj.) (LOC-Heller Financial, Inc., expiring 7-22-01, conversion to a fixed or term mode, or earlier termination of LOC) A2/YMIG 1

Delaware Co. Reg. Wtr. Quality Control Auth. Sewer rev. ----- A

Bonds dtd. 1-1-82 & 6-1-83 (MBIA) ----- Aaa

Bonds dtd. 12-1-90 (escrowed to 5-1-01) ----- Aaa

Series '89A, dtd. 1-15-89 (MBIA Corp.) ----- Aaa

Series '89B, dtd. 1-15-89 (MBIA Corp.) ----- Aaa

Series '93A & B, dtd. 7-15-93 (FGIC) ----- Aaa

Subordinated sewer rev. Refunding ser. '82B, dtd. 1-1-82 (MBIA) ----- Aaa

Refunding ser. '83B, dtd. 6-1-83 (MBIA) ----- Aaa

Delaware Co. Voc-Tech S.A. ----- A

Delaware Valley Regional Fin. Auth. Local govt. rev. (B-modal, multi-term mode 1) ser. '86 (LOC-Marine Midland Bank, N.A. & Hong Kong & Shanghai Banking Corp., expiring 12-22-95, or earlier termination of LOC) A3/YMIG 1

Adjustable rate ser. '85A-D (LOC-Marine Midland Bank, N.A. & Hong Kong & Shanghai Banking Corp., expiring 12-29-95; YMG expires upon conversion) A3/YMIG 1

Series '86 bi-modal multi-term format mode A ----- Aaa

(Haverford Twp. S.D. Subser.) ----- Aaa

**Delaware Valley Regional Fin. Auth. (cont'd)**

(Souderton Area S.D. subser.) ----- Aaa

Delaware Valley S.D. Bonds dtd. 1-15-93 (AMBAC) ----- Aaa

Bonds dtd. 11-15-83 (MBIA) ----- Aaa

Bonds dtd. 2-1-91 (MBIA Corp.) ----- Aaa

Bonds dtd. 3-3-94 (FSA) ----- Aaa

Bonds dtd. 4-1-88 (BIG) ----- Aaa

Bonds dtd. 4-1-90 (AMBAC) ----- Aaa

Bonds dtd. 8-15-92 (AMBAC) ----- Aaa

Series '91A, dtd. 2-1-91 (MBIA Corp.) ----- Aaa

Series '91AA, dtd. 2-1-91 (MBIA Corp.) ----- Aaa

Derry Area S.D. Bonds dtd. 10-15-89 (MBIA Corp.) Aaa

Bonds dtd. 12-15-90 (MBIA Corp.) Aaa

Bonds dtd. 2-1-90 (MBIA Corp.) ----- Aaa

Bonds dtd. 5-1-78 (MBIA) ----- Aaa

Bonds dtd. 8-15-93 (MBIA Corp.) Aaa

Series '92A, dtd. 4-1-92 (MBIA Corp.) ----- Aaa

Series '92AA, dtd. 4-1-92 (MBIA Corp.) ----- Aaa

Derry Twp. (Dauphin Co.) A1

Bonds dtd. 5-1-93 (MBIA Corp.) ----- Aaa

Derry Twp. Munic. Auth. (Dauphin Co.) Guaranteed sew. rev. Bonds dtd. 11-1-73 (escrowed to maturity) ----- Aaa

Bonds dtd. 5-15-87 (MBIA Corp.) Aaa

Derry Twp. Munic. Auth. (Westmoreland Co.) Guaranteed sew. rev. Bonds dtd. 4-1-89 (AMBAC) ----- Aaa

Bonds dtd. 6-15-92 (AMBAC) ----- Aaa

Derry Twp. S.D. Bonds dtd. 2-15-94 (Capital Guaranty) ----- Aaa

Bonds dtd. 3-15-90 (escrowed to 3-15-95) ----- Aaa

Series '93A, dtd. 12-1-93 (MBIA Corp.) ----- Aaa

Derry Twp. San. Sew. Auth. (Mifflin Co.) ----- Baa

Dickson City Bonds dtd. 12-15-93 (AMBAC) ----- Aaa

Donnell S.D. Bonds dtd. 7-15-92 (FGIC) ----- Aaa

Bonds dtd. 8-1-86 (escrowed to maturity) ----- Aaa

Bonds dtd. 9-1-93 (FGIC) ----- Aaa

Dormant (Borough) Bonds dtd. 4-1-91 (MBIA Corp.) ----- Aaa

Bonds dtd. 7-1-93 (MBIA Corp.) ----- Aaa

Dover Area S.D. Bonds dtd. 3-1-90 (AMBAC) ----- Aaa

Bonds dtd. 3-1-93 (AMBAC) ----- Aaa

Bonds dtd. 4-15-85 (FGIC) ----- Aaa

G.O. dtd. 7-15-89 (AMBAC) ----- Aaa

G.O. dtd. 1-1-82 (AMBAC) ----- Aaa

G.O. dtd. 5-15-86 (AMBAC) ----- Aaa

G.O. ref. dtd. 3-1-83 (AMBAC) ----- Aaa

Dover Twp. Bonds dtd. 11-15-89 (MBIA Corp.) Aaa

Bonds dtd. 3-15-87 (MBIA Corp.) Aaa

Dover Twp. Sewer Auth. Guaranteed sew. rev. Bonds dtd. 3-1-85 (MBIA) ----- Aaa

Bonds dtd. 5-16-86 (MBIA) ----- Aaa

Downington (Borough) Bonds dtd. 12-15-91 (AMBAC) ----- Aaa

Downington Area S.D. Bonds dtd. 10-1-90 (AMBAC) ----- Aaa

Downington (Borough) Series '93A & B, dtd. 10-1-93 (FGIC) ----- Aaa

Downington Area S.A. Bonds dtd. 5-1-67 & 6-1-68 (escrowed to maturity) ----- Aaa

Downington Area S.D. Bonds dtd. 9-1-71, 11-1-76, 3-15-79, 1-1-80 & 9-1-84 (escrowed to maturity) ----- Aaa

Bonds dtd. 9-15-84 (MBIA) ----- Aaa

Downington Munic. Water Auth. Guaranteed wtr. rev. Series '93A, dtd. 3-1-93 (AMBAC) ----- Aaa

Doylestown (Borough) A1

Series '87 ----- Aaa

Doylestown Hosp. Auth. Doylestown Hosp. HEW coll. rev. ser. '79 ----- Aaa

Revenue Series '89A, dtd. 1-1-89 (AMBAC) ----- Aaa

Series '93A & B, dtd. 12-15-93 (AMBAC) ----- Aaa

Series C, dtd. 6-15-89 (AMBAC) ----- Aaa

Doylestown Twp. Bonds dtd. 4-1-93 (AMBAC) ----- Aaa

Bonds dtd. 6-15-91 (AMBAC) ----- Aaa

Bonds dtd. 7-15-92 (AMBAC) ----- Aaa

Dubois Series '93C, dtd. 8-15-93 (MBIA Corp.) ----- Aaa

Dubois Area S.D. Bonds dtd. 1-1-94 (FGIC) ----- Aaa

Bonds dtd. 6-1-83 (FGIC) ----- Aaa

Duport (Borough) Bonds dtd. 10-15-93 (AMBAC) ----- Aaa

**Duport (Borough) (cont'd)**

Bonds dtd. 4-1-87 (AMBAC) ----- Aaa

G.O. dtd. 12-1-85 (AMBAC) ----- Aaa

Duport City S.D. Bonds dtd. 1-1-94 (AMBAC) ----- Aaa

Bonds dtd. 3-15-91 (AMBAC) ----- Aaa

East Allegheny S.A. ----- Aaa

East Allegheny S.D. Bonds dtd. 12-15-87 (AMBAC) ----- Aaa

Bonds dtd. 12-29-88 (AMBAC) ----- Aaa

Series '91A & B, dtd. 3-1-91 (AMBAC) ----- Aaa

East Calais Twp. Auth. Water rev. Bonds dtd. 1-1-94 (FGIC) ----- Aaa

Series '90 (FGIC) ----- Aaa

East Goshen Twp. ----- A1

East Hanover Twp. (Dauphin Co.) Bonds dtd. 12-1-93 (AMBAC) ----- Aaa

East Hempfield Twp. Bonds dtd. 11-1-89 (AMBAC) ----- Aaa

Bonds dtd. 11-15-92 (AMBAC) ----- Aaa

East Lampeter Sewer Auth. G.O. sewer rev. Bonds dtd. 7-12-90 (FGIC) ----- Aaa

Series '94A & B, dtd. 5-15-94 (FGIC) ----- Aaa

East Lampeter Twp. Ind. Devel. Auth. Community devel. rev. (Lancaster Cider Proj.) dtd. 3-15-82 (AMBAC) (LOC-Hamilton Bank) ----- Aaa

East Locoming S.D. G.O. dtd. 10-1-86 (AMBAC) ----- Aaa

G.O. imp. dtd. 9-15-85 (AMBAC) ----- Aaa

East Norriton Twp. Bonds dtd. 2-1-92 (MBIA Corp.) ----- Aaa

Bonds dtd. 2-15-87 (MBIA Corp.) ----- Aaa

Bonds dtd. 9-1-93 (AMBAC) ----- Aaa

East Norriton-Plymouth Jr. Sew. Auth. Sewer rev. Bonds dtd. 7-1-88 ----- Aaa

Bonds dtd. 8-16-78 (MBIA) ----- Aaa

East Norriton-Plymouth-Whitpain Jr. Sew. Auth. Sewer rev. dtd. 4-1-93 (MBIA Corp.) ----- Aaa

East Penn S.D. ----- A

Bonds dtd. 11-15-93 (AMBAC) ----- Aaa

Bonds dtd. 12-15-90 (MBIA Corp.) ----- Aaa

Bonds dtd. 3-15-91 (MBIA Corp.) ----- Aaa

East Pennsboro Area S.D. Bonds dtd. 1-26-89 (FGIC) ----- Aaa

Bonds dtd. 10-1-87 (FGIC) ----- Aaa

Bonds dtd. 12-15-84 (MBIA) ----- Aaa

Bonds dtd. 8-15-92 (FGIC) ----- Aaa

East Pennsboro Twp. Bonds dtd. 1-1-89 (FGIC) ----- Aaa

Bonds dtd. 12-1-91 (FGIC) ----- Aaa

Bonds dtd. 8-1-77 & 1-1-85 (escrowed to maturity) ----- Aaa

Special oblig. rev. dtd. 8-15-77 (escrowed to maturity) ----- Aaa

East Pennsboro Twp. Auth. Sewer rev. dtd. 3-1-63 (escrowed to maturity) ----- Aaa

East Stroudsburg (Borough) Bonds dtd. 5-15-89 (AMBAC) ----- Aaa

Bonds dtd. 9-1-92 (AMBAC) ----- Aaa

East Stroudsburg Area S.D. Bonds dtd. 1-1-92 (MBIA Corp.) ----- Aaa

Bonds dtd. 3-15-90 (AMBAC) ----- Aaa

Bonds dtd. 4-1-94 (Capital Guaranty) ----- Aaa

Bonds dtd. 9-15-87 (tra. mat. 11-15-04) (MBIA Corp.) ----- Aaa

Bonds dtd. 9-15-89 (AMBAC) ----- Aaa

G.O. dtd. 12-15-82 (AMBAC) ----- Aaa

G.O. dtd. 6-1-86 (AMBAC) ----- Aaa

G.O. dtd. 6-15-83 (AMBAC) ----- Aaa

G.O. ser. '81A, dtd. 12-1-81 (AMBAC) ----- Aaa

G.O. ser. '81AA, dtd. 12-1-81 (AMBAC) ----- Aaa

Series '91A & AA, dtd. 7-1-91 (AMBAC) ----- Aaa

Series '93A, dtd. 3-1-93 (AMBAC) ----- Aaa

Series '93AA, dtd. 5-15-93 (AMBAC) ----- Aaa

Series '93AAA, dtd. 12-15-93 (MBIA Corp.) ----- Aaa

East Whitland Munic. Auth. Gtd. sew. rev. ----- A

Bonds dtd. 1-1-89 ----- Aaa

Bonds dtd. 7-1-91 (AMBAC) ----- Aaa

Series '77 ----- Aaa

Eastern Lancaster Co. S.D. Bonds dtd. 1-15-92 (MBIA Corp.) ----- Aaa

Bonds dtd. 4-1-87 (MBIA Corp.) ----- Aaa

Bonds dtd. 4-15-83 & 9-15-82 (MBIA) ----- Aaa

Bonds dtd. 4-15-93 (MBIA Corp.) ----- Aaa

Bonds dtd. 7-15-88 (MBIA Corp.) ----- Aaa

Series '86A & B, dtd. 8-1-86 (MBIA) ----- Aaa

Series '89 (MBIA Corp.) ----- Aaa

Series '92A, dtd. 3-1-92 (MBIA Corp.) ----- Aaa

Eastern Lebanon Co. S.D. Bonds dtd. 1-15-94 (FGIC) ----- Aaa

Bonds dtd. 11-22-83 (MBIA) ----- Aaa

Bonds dtd. 4-15-91 (FGIC) ----- Aaa

Bonds dtd. 5-15-93 (MBIA Corp.) ----- Aaa

Bonds dtd. 6-15-93 (FGIC) ----- Aaa

Series '90 (FGIC) ----- Aaa

**Eastern Montgomery Co. Voc-Tech S.A. School rev. ----- A1**

Eastern Westmoreland Area Voc-Tech S.A. ----- A

Eastern Westmoreland S.A. Revenue dtd. 11-1-76 (MBIA) ----- Aaa

Eastern York S.D. Bonds dtd. 5-3-94 (MBIA Corp.) ----- Aaa

Bonds dtd. 6-8-77 (MBIA) ----- Aaa

Bonds dtd. 9-25-92 (AMBAC) ----- Aaa

Easton Bonds dtd. 12-1-88 (BIG) ----- Aaa

Bonds dtd. 9-8-92 (FGIC) ----- Aaa

Gtd. wtr. rev. ----- Baa1

Easton Area Jr. S.A. Bonds dtd. 4-25-78 (MBIA) ----- Aaa

School rev. Bonds dtd. 2-15-84 (MBIA) ----- Aaa

Series '75 & '77, dtd. 4-15-77 (escrowed to maturity) ----- Aaa

Easton Area S.D. Bonds dtd. 11-15-92 (FGIC) ----- Aaa

Bonds dtd. 5-1-88 (FGIC) ----- Aaa

Easton Parking Auth. Lease rental rev. ----- Baa

Easttown Munic. Auth. Gtd. sewer rev. Bonds dtd. 9-1-75 (escrowed to maturity) ----- Aaa

Series '77 ----- Aa

Edinboro Munic. Auth. Gtd. sewer rev. Bonds dtd. 3-1-92 (Capital Guaranty) ----- Aaa

Lease rental ----- A

Elizabeth Forward S.D. Bonds dtd. 4-9-90 (AMBAC) ----- Aaa

Bonds dtd. 7-15-86 (MBIA) ----- Aaa

Series '89A, dtd. 4-15-93 (AMBAC) ----- Aaa

Series '89B, dtd. 4-15-93 (AMBAC) ----- Aaa

Elizabeth Twp. Bonds dtd. 8-15-82 (AMBAC) ----- Aaa

Series '85A & B, dtd. 8-1-88 (AMBAC) ----- Aaa

Elizabethtown Borough Bonds dtd. 10-1-84 (MBIA) ----- Aaa

Bonds dtd. 3-15-93 (MBIA Corp.) ----- Aaa

Gtd. wtr. rev. dtd. 5-15-86 (MBIA) ----- Aaa

Sewer rev. ----- Baa

Elizabethtown Area S.D. Bonds dtd. 2-15-93 (FGIC) ----- Aaa

Bonds dtd. 6-15-89 (escrowed to 6-1-94) ----- Aaa

Series '89 (FGIC) ----- Aaa

Elk County Bonds dtd. 4-1-94 (MBIA Corp.) ----- Aaa

Elk Lane S.D. Bonds dtd. 5-1-93 (MBIA Corp.) ----- Aaa

Elthod City (Boro.) Series '81A-1 A-2 & B, dtd. 12-1-91 (AMBAC) ----- Aaa

Elthod City Area S.D. Bonds dtd. 3-1-93 (AMBAC) ----- Aaa

Bonds dtd. 3-15-81 (AMBAC) ----- Aaa

Series '81A & B, dtd. 1-1-91 (AMBAC) ----- Aaa

Emmaus ----- A

Emmaus General Auth. Local govt. rev. (Bond Pool Prog.) Series '88A, dtd. 10-3-88 (BIG) ----- Aaa

Series '88B, dtd. 12-1-88 (BIG) ----- Aaa

Series '88C, dtd. 1-26-89 (BIG) ----- Aaa

Series '88D, dtd. 1-26-89 (BIG) ----- Aaa

Series '88E, dtd. 4-3-89 (BIG) ----- Aaa

Series '88F, dtd. 4-3-89 (BIG) ----- Aaa

Series '88G & H, dtd. 7-13-88 (FGIC) ----- Aaa

Ephrata Area Twp. Auth. Water rev. dtd. 4-15-90 (AMBAC) ----- Aaa

Ephrata Area S.D. Bonds dtd. 3-1-86 (FGIC) ----- Aaa

Bonds dtd. 7-1-86 (FGIC) ----- Aaa

Bonds dtd. 7-15-85 (FGIC) ----- Aaa

Series '81A, B, C & D, dtd. 10-1-91 (FGIC) ----- Aaa

Ephrata Sboro Auth. Gtd. sewer rev. Bonds dtd. 1-1-81 (MBIA) ----- Aaa

Bonds dtd. 3-1-85 (MBIA) ----- Aaa

Bonds dtd. 7-1-93 (MBIA Corp.) ----- Aaa

Series '85 (MBIA) ----- Aaa

Erie Bonds dtd. 5-1-86 (AMBAC) ----- Aaa

Gtd. water rev. ref. dtd. 9-1-88 (AMBAC) ----- Aaa

Series '83A & B, dtd. 10-1-93 (FGIC) ----- Aaa

Water rev. Bonds dtd. 12-15-83 (AMBAC) ----- Aaa

Series '83B, dtd. 1-1-69, due 1-1-91 ----- Aaa

Erie City S.D. Bonds dtd. 3-1-84 (MBIA) ----- Aaa

Series '84, dtd. 5-15-74 & '77, dtd. 9-1-77 (escrowed to maturity) ----- Aaa

Series '84A (MBIA Corp.) ----- Aaa

Series '84B & C, dtd. 9-1-93 (CGIC) ----- Aaa

Erie County ----- A1

NOTE: For footnotes see page 426. Moody's ratings are subject to change. Because of the possibility of lapse between Moody's assignment or change of rating and your use of this monthly publication, we suggest you verify the current rating of any security or bond for which you are interested. For standard abbreviations, see page 3.

PENNSYLVANIA (cont'd) Erie County (cont'd) Bonds dtd. 3-1-93 (FGIC) Series '91A & B, dtd. 8-15-91 (FGIC) (escrowed to 9-1-01) Series '93A & B, dtd. 9-1-93 (FGIC) Erie Co. Hosp. Auth. Genetic Ctr. Gtd. gross rev. Bonds dtd. 4-15-77 (escrowed to maturity) Refunding dtd. 3-1-84 (AMBAC) Refunding dtd. 4-19-84 (AMBAC) Series '76 Series '78 (escrowed to maturity) Series '77A, dtd. 12-29-87 (FGIC) Series '77B, dtd. 12-29-87 (FGIC) Series '77C, dtd. 12-29-87 (FGIC) Gtd. gross rev. ser. '84B, dtd. 11-1-84 (AMBAC) Hamot Medical Ctr. hosp. rev. Refunding ser. C, dtd. 5-17-77 Series '91A, dtd. 2-15-91 Metro Health Center hosp. rev. Pleasant Ridge Manor hosp. rev. Bonds dtd. 7-15-93 (FGIC) St. Vincent Health Center hosp. rev. Series '92A, dtd. 10-1-92 (MBIA Corp.) Series '92B, dtd. 10-1-92 (MBIA Corp.) Erie Co. Housing Auth. Gtd. rev. Bonds dtd. 9-15-76 (escrowed to maturity) Erie Co. Ind. Devel. Auth. Erie Plating Co. Prod. S.B.A. gtd. Erie Co. Prison Auth. Commonwealth lease rev. dtd. 8-15-91 (MBIA Corp.) (escrowed to 11-1-01) Erie Higher Ed. Bldg. Auth. Gannon Univ. college rev. Bonds dtd. 11-1-86 (AMBAC) Series A & B, dtd. 4-1-89 (escrowed to 6-1-99) Erie Incoques Area S.D. Bldg. Auth. Lease rental Erie Parking Auth. Gtd. parking rev. Bonds dtd. 1-15-94 (FGIC) Parking rev. Bonds dtd. 4-1-87 (AMBAC) Bonds dtd. 5-1-85 (AMBAC) Erie Sewer Auth. Lease rental Etne (Borough) Bonds dtd. 12-15-86 (AMBAC) Everett Area S.D. Bonds dtd. 1-15-89 (MBIA Corp.) Series '92A & AA, dtd. 6-15-92 (MBIA Corp.) Exeter Twp. Bonds dtd. 5-1-92 (MBIA Corp.) Exeter Twp. Auth. Gtd. sew. rev. ser. '92 (MBIA Corp.) Exeter Twp. S.A. Bonds dtd. 6-15-78 (MBIA) Lease rental rev. ser. '62, dtd. 6-15-62; '68, dtd. 8-1-68 & '72 (escrowed to maturity) Special rev. dtd. 6-15-78 (escrowed to maturity) Exeter Twp. S.D. Bonds dtd. 12-1-90 (escrowed to 5-15-00 with possible redemption 5-15-95) Bonds dtd. 12-15-83 (MBIA) Bonds dtd. 2-1-93 (FGIC) Bonds dtd. 3-15-92 (FGIC) Fairfield Area S.D. Bonds dtd. 3-15-90 (MBIA Corp.) Bonds dtd. 4-1-93 (MBIA Corp.) Fairview S.A. Bonds dtd. 7-15-79 (MBIA) Fairview Twp. Auth. Gtd. sew. rev. Bonds dtd. 12-1-88 (Capital Guaranty) Fairview Twp. Auth. Gtd. sew. rev. Bonds dtd. 12-1-90 (AMBAC) Bonds dtd. 12-1-91 (AMBAC) Fairview Twp. Sewer Auth. Gtd. sew. rev. Bonds dtd. 1-1-94 (AMBAC) Falls Twp. Bonds dtd. 12-15-90 (MBIA Corp.) Series '93B, dtd. 10-1-93 (MBIA Corp.) Falls Twp. Auth. Water & sew. rev. Falls Twp. Hosp. Auth. Delaware Valley Med. Center Bonds dtd. 7-1-84 (MBIA) Falls Twp. S.A. (now Pennsylvania Jr. S.B.A.)

Falls Twp. S.A. (now Pennsylvania Jr. S.B.A.) (cont'd) Series '62 (escrowed to maturity) Farrol Bonds dtd. 11-16-85 (AMBAC) Bonds dtd. 6-15-81 (MBIA) Fayette Co. Hospital Fin. Auth. Uniontown Hospital rev. Series '85 Fayette Co. Voc. Tech. S.A. Revenue Bonds dtd. 11-1-81 (MBIA) Series '91A, dtd. 2-15-91 (MBIA Corp.) Series '91B, dtd. 2-15-91 (MBIA Corp.) Ferguson (Centre Co.) Bonds dtd. 1-1-91 (escrowed to 1-1-96) Fleetwood Area S.D. Bonds dtd. 12-15-89 (MBIA Corp.) Bonds dtd. 3-15-93 (FGIC) Series '90 & '90A, dtd. 6-1-90 (FGIC) Forest Area S.D. Bonds dtd. 2-15-83 (AMBAC) Bonds dtd. 2-15-93 (MBIA Corp.) Bonds dtd. 3-1-86 (AMBAC) Bonds dtd. 3-1-87 (AMBAC) Forest City Reg. S.D. Bonds dtd. 6-1-94 (AMBAC) Forest Hills Bonds dtd. 4-15-88, due 5-1-96-09 (escrowed to 5-1-95) Forest Hills S.A. Bonds dtd. 11-1-76 (MBIA) School bldg. rev. rev. dtd. 10-15-85 (MBIA) Forest Hills S.D. Bonds dtd. 10-1-91 (AMBAC) Bonds dtd. 3-1-94 (MBIA Corp.) Fort Cherry J.L. S.B.A. Fort Cherry S.D. Bond dtd. 7-1-87 (MBIA Corp.) Bonds dtd. 8-1-91 (MBIA Corp.) Bonds dtd. 9-15-92 (FSA) Fort La Bousif S.D. Bonds dtd. 4-15-80 (MBIA) Bonds dtd. 6-15-87 (MBIA Corp.) Series '93A & '93AA, dtd. 3-1-93 (MBIA Corp.) Fox Chapel Area S.D. Series '92A, dtd. 3-1-92 (escrowed to 2-15-02) Fox Chapel Sanitary Auth. Sewer lease rental Francoeur Sewer Auth. Gtd. sew. rev. Franklin Area S.D. Bonds dtd. 6-15-86 (MBIA) Bonds dtd. 6-16-83 & 7-16-82 (MBIA) Series '87 (MBIA Corp.) Franklin County Bonds dtd. 6-15-94 (Capital Guaranty) Franklin Co. Ind. Devel. Auth. (Chambersburg Hosp.) hosp. rev. Bonds dtd. 11-1-91 (AMBAC) Bonds dtd. 6-1-92 (FGIC) Energy Res., Ltd. S.B.A. gtd. Franklin General Auth. Franklin Regional Medical Center hosp. rev. Gtd. sewer rev. Bonds dtd. 6-1-93 (MBIA Corp.) Gtd. water rev. Bonds dtd. 6-1-93 (MBIA Corp.) Hospital rev. Bonds dtd. 10-1-78 (escrowed to maturity) Franklin Park (Borough) Bonds dtd. 1-1-93 (AMBAC) Bonds dtd. 3-1-90 (AMBAC) Bonds dtd. 5-1-94 (AMBAC) Franklin Reg. S.D. Bonds dtd. 4-1-92 (AMBAC) Bonds dtd. 4-1-94 (AMBAC) Bonds dtd. 5-1-88 (AMBAC) Bonds dtd. 7-1-93 (AMBAC) Bonds dtd. 9-15-87 (MBIA Corp.) Series '91-I, dtd. 6-15-91 (FGIC) Franklin Twp. Munc. Sanit. Auth. Gtd. sewer rev. Bonds dtd. 3-15-84 (AMBAC) Refunding dtd. 9-15-86 (AMBAC) Franklin Twp. S.B.A. Franklin Twp. Sewer Auth. Gtd. sew. rev. Bonds dtd. 8-1-93 (AMBAC) Fraxer S.D. Bonds dtd. 6-1-92 (AMBAC) Garnet Valley J.L. S.A. Garnet Valley S.D. Bonds dtd. 10-15-90 (AMBAC) Bonds dtd. 3-1-93 (AMBAC) Bonds dtd. 4-16-86 (MBIA) Bonds dtd. 6-1-83 (MBIA) Bonds dtd. 7-15-92 (AMBAC) Gateway S.D. Bonds dtd. 11-1-84 (MBIA) Series '81 & prior (escrowed to maturity) Gateway Union S.D.A.

Gateway Union S.D.A. (cont'd) Series '82A, '82B & '82C (escrowed to maturity) Gelsinger Auth. Gelsinger Health Sys. hosp. rev. Gensel McLane Area S.D. Bonds dtd. 11-15-93 (AMBAC) Bonds dtd. 4-15-92 (FGIC) Series '89A, dtd. 12-15-89 (AMBAC) Series '89B, dtd. 12-15-89 (AMBAC) Gettysburg (Borough) Bonds dtd. 11-1-92 (MBIA Corp.) Bonds dtd. 3-15-93 (MBIA Corp.) Bonds dtd. 9-15-89 (MBIA Corp.) Gettysburg Area S.D. Bonds dtd. 4-15-91 (AMBAC) Gettysburg Munc. Auth. Adams Co. gtd. hosp. rev. Bonds dtd. 2-1-94 (MBIA Corp.) Gtd. sew. rev. Bonds dtd. 6-1-86 (MBIA) Bonds dtd. 9-15-91 (MBIA Corp.) Gtd. sewer rev. Bonds dtd. 10-15-84 (MBIA) Bonds dtd. 6-1-86 (MBIA) Bonds dtd. 9-15-91 (MBIA Corp.) Girard S.B. Bonds dtd. 11-1-92 (FGIC) Governor Mifflin J.L. S.A. Governor Mifflin S.D. Bonds dtd. 12-1-90 (AMBAC) Bonds dtd. 5-16-92 (AMBAC) Bonds dtd. 6-15-93 (AMBAC) Bonds dtd. 9-15-93 (AMBAC) Great Valley S.D. Greater Allegheny J.L. Sewer Auth. Sewer rev. dtd. 6-1-85 (AMBAC) Greater Johnstown S.D. Bonds dtd. 2-1-90 (MBIA Corp.) Bonds dtd. 2-15-92 (MBIA Corp.) Bonds dtd. 4-1-93 (MBIA Corp.) Bonds dtd. 5-15-89 (MBIA Corp.) Bonds dtd. 6-15-91 (MBIA Corp.) Bonds dtd. 7-1-82 (AMBAC) Series '82A & B, dtd. 3-1-88 (MBIA Corp.) Greater Johnstown Water Auth. Water rev. dtd. 9-1-92 (FSA) Greater Latrobe S.A. Bonds dtd. 6-15-92 (MBIA Corp.) Refunding dtd. 4-15-85 (MBIA) Series '84 & '73 Greater Lebanon Refuse Auth. Solid waste rev. Greater Harbocoe Area S.D. Bonds dtd. 6-15-93 (AMBAC) Green Tree Greencastle-Antrim S.D. Bonds dtd. 6-1-92 (AMBAC) Bonds dtd. 7-19-90 (MBIA Corp.) Bonds dtd. 8-1-79 (MBIA) Greene County Bonds dtd. 8-1-90 (escrowed to 8-1-08) Greene Co. Gen. Fac. Auth. Commonwealth lease rev. Greene Co. General Fac. Auth. Commonwealth lease rev. Series '93A, dtd. 5-1-93 (Capital Guaranty) Greene Twp. Municipal Auth. Sewer rev. Bonds dtd. 5-1-91 (AMBAC) Bonds dtd. 6-1-88 (AMBAC) Greensburg Bonds dtd. 12-15-86 (MBIA Corp.) Bonds dtd. 6-15-85 (MBIA) Greensburg Munc. Auth. Recreational fac. rev. Greensburg Parking Auth. Gtd. parking rev. Bonds dtd. 6-1-91 (FGIC) Bonds dtd. 8-15-93 (AMBAC) Greene S.A. Greensburg Salem S.D. Bonds dtd. 11-15-91 (MBIA Corp.) Bonds dtd. 6-1-92 (MBIA Corp.) Bonds dtd. 9-14-93 (MBIA Corp.) Bonds dtd. 9-15-89 (MBIA Corp.) Greentown Hospital Auth. Greentown Regional Medical Center hosp. rev. Greentown Munc. Auth. Water rev. Bonds dtd. 9-15-89 (Capital Guaranty) Greentown S.D. Bonds dtd. 10-15-79 (MBIA) Bonds dtd. 12-1-85 (MBIA) Grove Area S.D. Bonds dtd. 5-15-83 (AMBAC) Grove City Grove City Area S.D. Bonds dtd. 2-1-87 (AMBAC) Series '94A, dtd. 6-15-94 (CAPITAL GUARANTY) Series '94B, dtd. 6-15-94 (CAPITAL GUARANTY) Halifax Area S.D. Bonds dtd. 10-15-92 (MBIA Corp.) Bonds dtd. 12-1-84 (AMBAC)

Hannburg Area S.D. (cont'd) A Hamilton Twp. Munc. Auth. Sewer rev. dtd. 6-1-88 (AMBAC) Hamilton Twp. Munc. Auth. Sewer rev. dtd. 1-1-93 (AMBAC) Hamilton Twp. Bonds dtd. 6-1-84 (MBIA) Hamilton Twp. Sewer Auth. Gtd. sewer rev. Bonds dtd. 11-15-88 (MBIA Corp.) Bonds dtd. 12-1-85 (MBIA) Bonds dtd. 6-1-84 (MBIA) Bonds dtd. 8-28-91 (FGIC) Sewer rev. dtd. 2-1-73 (escrowed to maturity) Hampton Twp. Munc. Auth. Water rev. Hampton Twp. S.D. Bonds dtd. 1-1-93 (FGIC) Series '91A, dtd. 4-15-91 (FGIC) Hampton Twp. Sanit. Auth. Gtd. sewer rev. Bonds dtd. 6-1-78 (MBIA) Bonds dtd. 7-15-86 (MBIA) Bonds dtd. 7-15-91 (MBIA Corp.) Series '93A, dtd. 6-1-93 (MBIA Corp.) Series '93AA, dtd. 6-1-93 (MBIA Corp.) Series '93AAA, dtd. 8-1-93 (MBIA Corp.) Hanover (Borough) Bonds dtd. 4-1-93 (AMBAC) Bonds dtd. 4-15-84, due 10-1-92-04 Water rev. ser. '64 Hanover Area S.D. Bonds dtd. 10-15-92 (FGIC) Bonds dtd. 8-1-91 (FGIC) Bonds dtd. 8-15-86 (AMBAC) Series '88 (FGIC) Hanover Pub. S.D. Bonds dtd. 9-1-92 (FGIC) Hanover Twp. (Northampton Co.) Bonds dtd. 12-1-92 (AMBAC) Bonds dtd. 6-1-88 (AMBAC) Harbor Creek S.D. Bonds dtd. 3-1-90 (AMBAC) Bonds dtd. 6-1-93 (AMBAC) Bonds dtd. 8-15-92 (AMBAC) Harbor Creek Twp. Pub. S.B.A. Harmer Twp. Series '91A & B, dtd. 10-15-91 (AMBAC) Series '93A & B, dtd. 8-15-93 (AMBAC) Harmsburg Bonds dtd. 12-1-84 (MBIA) Bonds dtd. 8-1-85 (MBIA) Series '91A, dtd. 8-1-91 (FGIC) Harmsburg Auth. Gtd. resource rec. rev. Lease rev. dtd. 10-1-91 (Capital Guaranty) School rev. (Harmsburg S.D.) ser. '92A, B & C, dtd. 9-1-92 (AMBAC) Sewer rev. First ser. of '92, dtd. 3-3-92 (FGIC) Second ser. of '92, dtd. 3-3-92 (FGIC) Water rev. Bonds dtd. 1-1-91 (FGIC) Bonds dtd. 2-1-93 (FGIC) Bonds dtd. 2-15-92 (FGIC) Series '94A, A1, A2 & A3, dtd. 2-1-94 (FGIC) Harmsburg Housing Corp. Mortgage rev. ref. (FHA ins. mtgs. loan Sect. 8 Assat. Mclary Street Proj.) dtd. 11-15-90 (Capital Guaranty) Harmsburg Leasing Auth. Gtd. lease rev. dtd. 9-15-91 (FSA) Harmsburg Parking Auth. Gtd. parking rev. Bonds dtd. 1-1-93 (AMBAC) Series '86B, dtd. 11-15-90 (AMBAC) Series '90C, dtd. 4-1-90 (AMBAC) Series '91D, dtd. 5-1-91 (AMBAC) Series '91E, dtd. 11-15-91 (FSA) Series '94G & H, dtd. 2-15-94 (AMBAC) Harmsburg Redevel. Auth. Capital imp. rev. Series '87A, dtd. 12-1-87 (MBIA Corp.) Series '88A, dtd. 1-1-88 (FGIC) Gtd. rev. Series '94A, dtd. 1-15-94 (FSA) Harmsburg S.D. Bonds dtd. 5-23-85 (MBIA) G.O. dtd. 8-1-73 (escrowed to maturity) Harmsburg Sewerage Auth. Gtd. sewer rev. Series '78 (escrowed to maturity) Water & sewer rev. dtd. 10-1-84 (Ambac)



PENNSYLVANIA (cont'd)		MOODY'S BOND RECORD		Lancaster City Auth. (cont'd)	
Hammsburg Water & Sewer Auth.		Hopewell Area S.D.		Water rev. ser. '90 (FGIC)	AAa
Sewer rev.		Bonds dtd. 1-15-90 (AMBAC)	AAa	Lancaster County	A1
Refunding dtd. 2-23-89 (AMBAC)	AAa	Bonds dtd. 9-15-89 (AMBAC)	AAa	Bonds dtd. 12-1-92 (AMBAC)	AAa
Second ser. of 1989, dtd.		Series '93A & B, dtd. 4-1-93 (AMBAC)	AAa	Bonds dtd. 12-15-90 (AMBAC)	AAa
6-21-89 (FGIC)	AAa	Hopewell Twp.		Bonds dtd. 3-14-91 (FGIC)	AAa
Series '88A, dtd. 1-15-88 (AMBAC)	AAa	Bonds dtd. 7-15-84 (AMBAC)	AAa	Bonds dtd. 8-15-88 (MBIA Corp.)	AAa
(AMBAC)		Series A, dtd. 6-1-86 (AMBAC)	AAa	Lancaster Co. Hosp. Auth.	
Series '88B, dtd. 1-15-88 (AMBAC)	AAa	Series B, dtd. 6-1-86 (AMBAC)	AAa	Community Hosp. rev.	
(AMBAC)		Special oblig. dtd. 7-15-84 (escrowed to maturity)	A	Bonds dtd. 6-15-92 (AMBAC)	AAa
Third ser. of 1989, dtd. 6-21-89 (FGIC)	AAa	Hopewell Twp. Auth.		Lancaster General Hosp. rev.	AAa
Hammsburg Twp. Water Auth.		Gtd. sewer rev. dtd. 7-15-84 (due 7-1-10) (AMBAC)	AAa	Bonds dtd. 6-15-92 (AMBAC)	AAa
Water rev.		Sewer rev. dtd. 2-1-83 & 6-1-73 (escrowed to maturity)	A	Series '88 (MBIA Corp.)	AAa
Bonds dtd. 12-1-93 (FGIC)	AAa	Horsham Twp.		Lancaster Osteopathic Hosp. rev. dtd. 6-15-85 (AMBAC)	AAa
Hammsburg Development Corp.		Horsham Twp. Sewer Auth.		Masonic Homes health rev.	
Revenue		Bonds dtd. 1-1-78, 4-1-78 & 5-1-84 (MBIA)	AAa	Bonds dtd. 10-1-89 (AMBAC)	AAa
Series B & C	A	Bonds dtd. 8-1-85 (MBIA)	AAa	Bonds dtd. 2-1-94 (ins. mat. 11-15-14 & 2020) (AMBAC)	AAa
Series B of '76, due 3-1-92-04		Refunding dtd. 2-1-77 (MBIA) (escrowed to maturity)	A	St. Joseph Hosp. dtd. 8-1-77 (escrowed to maturity) & 3-1-82 (escrowed to 7-1-92)	A
Series C of '77, due 2-1-92-16		Special oblig. dtd. 4-1-78 (escrowed to maturity)	A	Lancaster Co. Inst. Dist.	A1
Special oblig. (taxable) ser. '93 (coll.)	AAa	Refunding dtd. 2-1-77 (escrowed to maturity)	A	Lancaster Co. Solid Waste Management Auth.	
Marboro (Borough)		Horsesham Water Auth.		Resource recovery rev.	A1
Bonds dtd. 11-15-93 (Capital Guaranty)	AAa	Bonds dtd. 2-15-94 (AMBAC)	AAa	Lancaster Higher Ed. Auth.	
Bonds dtd. 4-1-90 (Capital Guaranty)	AAa	Hummelstown	Baa1	Franklin & Marshall College rev.	
Marboro Boro. Auth.		Huntingdon	Baa	Bonds dtd. 11-85 (MBIA)	AAa
Water rev.		Bonds dtd. 11-1-85, due 12-1-92-01 (escrowed to 12-1-95)		Bonds dtd. 3-15-92 (MBIA Corp.)	AAa
Bonds dtd. 8-15-92 (MBIA Corp.)	AAa	Huntingdon Area S.D.	AAa	Bonds dtd. 5-1-93 (MBIA Corp.)	AAa
Bonds dtd. 9-1-90 (MBIA Corp.)	AAa	Series '88 (MBIA Corp.)	AAa	Bonds dtd. 5-15-88 (MBIA Corp.)	AAa
Series '88A & B, dtd. 6-15-88 (FGIC)	AAa	Series '93A & AA, dtd. 11-15-93 (MBIA Corp.)	AAa	Series '88A, dtd. 12-1-88 (MBIA Corp.)	AAa
Westmoreland Hosp. Auth.	A1	Indiana Area J.C.S.A.	A	Lancaster Parking Auth.	
Bonds dtd. 1-15-94 (FGIC)	AAa	Bonds dtd. 12-15-89 (AMBAC)	AAa	Parting rev.	
Bonds dtd. 4-1-92 (FGIC)	AAa	Bonds dtd. 2-15-92 (FGIC)	AAa	Bonds dtd. 1-15-92 (FGIC)	AAa
Westmoreland Twp. Municipal Auth.	A	Bonds dtd. 4-1-90 (AMBAC)	AAa	Bonds dtd. 12-14-93 (FGIC)	AAa
Gtd. sewer rev.	A	G.O. ref. dtd. 9-15-85 (MBIA)	AAa	Lancaster S.D.	A
Bonds dtd. 4-1-94 (FGIC)	AAa	Indiana County	AAa	Bonds dtd. 3-15-91 (FGIC)	AAa
Series '84, '72 & '77 (escrowed to maturity)		Bonds dtd. 12-15-92 (FGIC)	AAa	Bonds dtd. 6-15-92 (FGIC)	AAa
Series '92 (FGIC)	AAa	Indiana Co. Hosp. Auth.	Baa1	Bonds dtd. 7-15-88 (MBIA Corp.)	AAa
Westmoreland gtd. sewer rev.	AAa	Indiana Univ. stud. activity fees rev. dtd. 12-1-86 (AMBAC)	AAa	Bonds dtd. 9-15-93 (FGIC)	AAa
Bonds dtd. 11-15-85 (AMBAC)	AAa	Student activity fees dtd. 3-1-84 (College Stud. Assoc.) (AMBAC)	AAa	Lancaster Sewer Auth.	
Bonds dtd. 12-19-85 (AMBAC)	AAa	Interboro J.C.S.A.		Sewer rev.	
Hermitage Munc. Auth.		Series '88 & '71 (escrowed to maturity)	A	Bonds dtd. 3-15-91 (FGIC)	AAa
Gtd. sewer rev.	A	Interboro S.A.	AAa	Series '61, '62, '71 & '74 (escrowed to maturity)	A
Bonds dtd. 7-1-85 (AMBAC)	AAa	Revenue dtd. 6-1-78 (MBIA)	AAa	Special oblig. dtd. 8-16-78 (sec. to mat.)	A
Bonds dtd. 7-1-91 (AMBAC)	AAa	Interboro S.D.	AAa	Langhorne Manor Boro. Higher Ed. & Health Auth.	
Bonds dtd. 8-15-93 (AMBAC)	AAa	Bonds dtd. 1-1-93 (MBIA Corp.)	AAa	Lower Bucks Hosp. rev.	Baa
Hermitage S.D.		Bonds dtd. 1-12-84 (MBIA)	AAa	Lansdale (Borough)	
Guaranty	AAa	Bonds dtd. 4-1-92 (MBIA Corp.)	AAa	Bonds dtd. 1-1-89 (Capital Guaranty)	AAa
Hickory Twp. Munc. Auth.		Bonds dtd. 8-15-84 (MBIA)	AAa	Bonds dtd. 12-15-93 (AMBAC)	AAa
Sewer rev. ser. '74		Bonds dtd. 9-1-82 (AMBAC)	AAa	Bonds dtd. 4-1-92 (AMBAC)	AAa
Highland Wtr. & Sew. Auth.		Intermediates Unit 1		Bonds dtd. 7-1-78 (MBIA)	AAa
Sewer rev.		Educational fac. rev.		Bonds dtd. 8-15-86 (AMBAC)	AAa
Bonds dtd. 9-15-93 (FSA)	AAa	Bonds dtd. 11-15-93 (AMBAC)	AAa	Lower Merion (Borough)	Baa1
Highlands S.D.		Bonds dtd. 12-1-91 (AMBAC)	AAa	Lansdowne	
Bonds dtd. 1-1-81 & 12-15-82 (MBIA)	AAa	Iroquois S.D.	AAa	Bonds dtd. 4-15-93 (MBIA Corp.)	AAa
Bonds dtd. 12-15-92 (MBIA Corp.)	AAa	Jackson Twp. Auth.		Bonds dtd. 7-15-88 (MBIA Corp.)	AAa
Bonds dtd. 3-1-85 (MBIA)	AAa	Gtd. sewer rev.	Baa	Lansdowne-Aldan S.A. (assmd. by William Penn)	A
Bonds dtd. 6-15-88 (MBIA Corp.)	AAa	James Buchanan Jr. S.A. (new Tuscarora S.D.A.)	A	Larrobe (Borough)	
Highridge Water Auth.		Jamestown Area S.D.	AAa	Bonds dtd. 7-15-93 (MBIA Corp.)	AAa
Gtd. water rev. dtd. 5-1-91 (AMBAC)	AAa	Bonds dtd. 3-1-83 (AMBAC)	AAa	Larrobe Boro. Parking Auth.	
Hilgholt Twp. Water & Sewer Auth.		Bonds dtd. 3-15-86 (AMBAC)	AAa	Series '65, '72 & '73 (escrowed to maturity)	A
Gtd. rev. ser. '89A & B, dtd. 12-1-89 (Capital Guaranty)	AAa	Bonds dtd. 9-1-82 (AMBAC)	AAa	Special oblig. ref. dtd. 8-15-78 (escrowed to maturity)	A
Holidaysburg Area S.D.		Jeannette		(escrowed to maturity)	A
Bonds dtd. 5-15-79 & 8-15-83 (MBIA)	AAa	Bonds dtd. 4-1-94 (MBIA Corp.)	AAa	St. Vincent College rev.	Baa1
Series '86A, dtd. 5-15-86 (MBIA Corp.)	AAa	Jeannette City S.D.		Larrobe Munc. Auth.	
Series '90A, dtd. 12-15-90 (MBIA Corp.)	AAa	Bonds dtd. 9-1-92 (MBIA Corp.)	AAa	Revenue dtd. 8-15-85 (AMBAC)	AAa
Series '90B, dtd. 12-20-90 (MBIA Corp.)	AAa	Bonds dtd. 5-15-89 (AMBAC)	AAa	Water rev.	
Series '91A, dtd. 5-20-91 (MBIA Corp.)	AAa	Bonds dtd. 7-1-93 (MBIA Corp.)	AAa	Bonds dtd. 2-15-93 (AMBAC)	AAa
Series '91B, dtd. 5-20-91 (MBIA Corp.)	AAa	Bonds dtd. 11-1-91 (MBIA Corp.)	AAa	Bonds dtd. 7-1-88 (AMBAC)	AAa
Holidaysburg Boro. Auth.		Jeannette Health Services Auth. (Jeannette Dist. Mem. Hosp. Proj.) variable rate demand hosp. rev. ser. '89 (LOC-PNC Bank, N.A. (form. Pittsburgh National Bank), expiring 4-1-95, conversion, or earlier termination of LOC)	AA3/VMIG 1	Larrobe Parking Auth.	
Gtd. water rev.		Jefferson (Borough)	AAa	Revenue dtd. 8-15-78 (MBIA)	AAa
Series '94A, dtd. 4-15-94 (MBIA Corp.)	AAa	Gtd. sewer rev.	AAa	Laurel Highlands S.D.	
Holidaysburg Sewer Auth.		Bonds dtd. 4-15-92 (MBIA Corp.)	AAa	Bonds dtd. 3-28-90 (FGIC)	AAa
Gtd. sewer rev. ser. '77	Baa1	Bonds dtd. 7-1-86 (MBIA)	AAa	Bonds dtd. 5-19-93 (FGIC)	AAa
Sewer rev. ser. '75	Baa1	Series '89 (MBIA Corp.)	AAa	Laurel S.D.	
Home-Center S.B.A.		Jefferson County	AAa	Bonds dtd. 5-15-87 (AMBAC)	AAa
Bonds dtd. 6-1-72 (escrowed to maturity)	A	Bonds dtd. 4-15-93 (FGIC)	AAa	Bonds dtd. 9-15-92 (AMBAC)	AAa
Home-Center S.D.		Bonds dtd. 8-15-78 (MBIA)	AAa	Lawrence County	
Bonds dtd. 4-1-82 & 11-15-83 (MBIA)	AAa	Jefferson Co. Munc. Auth.		Bonds dtd. 2-1-94 (FGIC)	AAa
Refunding ser. '87 (MBIA Corp.)	AAa	Gtd. revenue		Bonds dtd. 3-15-93 (FGIC)	AAa
Series '94A, dtd. 2-15-94 (MBIA Corp.)	AAa	Bonds dtd. 4-15-92 (FGIC)	AAa	Series '91A & B, dtd. 10-1-91 (FGIC)	AAa
Taxable ser. '94B, dtd. 2-15-94 (MBIA Corp.)	AAa	Bonds dtd. 8-1-76 (escrowed to maturity)	A	Lawrence Co. Ind. Devel. Auth. Pollution control rev. (Pennsylvania Per. Co. New Castle Proj.)	AAa
		Bonds dtd. 8-1-76 (MBIA)	AAa	Lacock Twp. Sewer Auth.	
		Series '93A, dtd. 6-18-93 (MBIA Corp.)	AAa	Gtd. sewer rev. dtd. 4-1-92 (MBIA Corp.)	AAa
		Series '93B, dtd. 6-15-93 (MBIA Corp.)	AAa	Lebanon	Baa1
				Lebanon (City of) Auth.	
				Gtd. sewer rev. ser. '77	Baa1
				Water rev.	
				Bonds dtd. 12-15-90 (AMBAC)	AAa
				Bonds dtd. 4-15-93 (AMBAC)	AAa
				Bonds dtd. 7-1-91 (AMBAC)	AAa

NOTE: For footnotes see page 424. Moody's rating is subject to change. Because of the possible time lapse between Moody's assignment or change of a rating and your use of this monthly publication, we suggest you verify the current rating of any securities before in which you are interested. For standard abbreviations, see page 5.

PENNSYLVANIA (cont'd)	
Lebanon City S.D.A.	
School rev. ser. '66 & '71	(escrowed to maturity)
Lebanon County	
Bonds dtd. 1-1-85 (MBIA)	
Bonds dtd. 10-15-92 (AMBAC)	
Lebanon S.D.	
Bonds dtd. 10-13-93 (FGIC)	
Bonds dtd. 3-1-84 (MBIA)	
Bonds dtd. 5-15-92 (FGIC)	
Bonds dtd. 6-15-90 (FGIC)	
Lechburg Area S.D.	
Bonds dtd. 3-15-93 (AMBAC)	
Lehigh County	
Bonds dtd. 1-1-91 (FGIC)	
(escrowed to 8-1-00)	
Bonds dtd. 11-15-93 (FGIC)	
Improvement ser. '64 & '73; ref.	dtd. 1-1-75 & 10-29-76
(escrowed to maturity)	
Series '86 (FGIC)	
Series '89A, dtd. 8-1-89 (AMBAC)	
Lehigh Co. Auth.	
Adjustable/fixed rate sew. rev. ser.	'85B (FGIC) (SBPA-ABN-AMRO
Bank, N.V. (form. Algernone Bank,	Nederland, N.V.); VMIG expires
12-15-97, conversion, or earlier	termination of liquidity facility)
Aaa/VMIG 1	
Adjustable/fixed rate water rev. ser.	'84 (FGIC) (SBPA-AB-AMRO Bank,
N.V. (form. Algernone Bank,	Nederland, N.V.))
Gtd. sewer rev. ser. '82 (escrowed	to maturity)
Sewer rev.	
Bonds dtd. 1-1-85 (FGIC)	
Water rev.	
Series '89A (FGIC)	
Series '93A, dtd. 12-1-93 (FGIC)	
Lehigh Co. General Purpose Auth.	
Health East, Inc. (now Lehigh Valley	Hosp.) rev.
Series '90A, dtd. 11-15-90 (MBIA	Corp.)
Series '90B, dtd. 11-15-90 (MBIA	Corp.)
Lehigh Valley Hospital, Inc. hosp.	rev. (form. Heartland, Inc.)
Series '92A, dtd. 4-1-92 (MBIA	Corp.)
Series '94A, dtd. 4-1-94 (MBIA	Corp.)
Muhlenberg College rev.	
Bonds dtd. 12-1-85 (AMBAC)	
Bonds dtd. 8-1-88 (AMBAC)	
Bonds dtd. 8-1-91 (AMBAC)	
Bonds dtd. 9-15-92 (AMBAC)	
Muhlenberg Medical Center hosp.	rev.
St. Luke's Hospital rev.	
Bonds dtd. 5-1-93 (AMBAC)	
Bonds dtd. 6-1-92 (AMBAC)	
Variable rate demand rev. (Hospital	Central Svcs. Cap. Asset Fin.
Prog.) ser. '85A (MBIA) (expiring	8-1-95, conversion, or earlier
termination of liquidity facility)	
Aaa/NR	
Variable rate weekly demand	exempt fac. rev. notes ser. '84
(Lehigh Pretreatment Plant Proj.),	dtd. 12-1-84 (FGIC) (escrowed to
1-1-98)	
Lehigh Co. Ind. Devel. Auth.	
Commercial devel. rev. dtd.	12-15-81 (Strawbridge &
Clothing) (AMBAC)	
Pollution control rev.	
Series '92A (Pennsylvania Power &	Light Co. Proj.) dtd. 11-1-92
(MBIA Corp.)	
Series '94A, dtd. 2-15-94 (MBIA	Corp.)
Lehigh Hsg. Fin. Corp.	
Mtgs. rev. dtd. 9-1-82 (MBIA)	
Multi-family mtgs. rev. ref. (Copoly,	Hokendousa & Whitehall Apts.)
Lehigh-Northampton Airport Auth.	Airport rev.
(Allentown-Bethlehem-Easton	International Airport)
Series '93A, dtd. 11-1-93 (MBIA	Corp.)
Series '93B, dtd. 11-1-93 (MBIA	Corp.)
Lehighton (Borough)	
Bonds dtd. 10-1-90 (AMBAC)	
Bonds dtd. 6-1-94 (AMBAC)	
Lehighton Area S.D.	
Bonds dtd. 3-15-93 (MBIA Corp.)	
Bonds dtd. 4-1-91 (MBIA Corp.)	
Bonds dtd. 7-1-90 (AMBAC)	
Bonds dtd. 7-1-92 (MBIA Corp.)	
Series '94A, dtd. 4-15-94 (MBIA	Corp.)
Series '94B, dtd. 4-15-94 (MBIA	Corp.)
Lebanon Area J.L. Sewer Auth.	Gtd. sewer rev.
Bonds dtd. 11-1-93 (AMBAC)	
Lebanon Area S.D.	
Bonds dtd. 11-1-82 (AMBAC)	
Bonds dtd. 12-1-85 (AMBAC)	

Lebanon Area S.D. (cont'd)	
Bonds dtd. 5-15-89 (Inv. mat. 11-1-09 & 11-1-14) (MBIA Corp.)	
Bonds dtd. 7-15-92 (MBIA Corp.)	
Bonds dtd. 8-8-91 (MBIA Corp.)	
Lebanon Borough	
Lebanon Boro. Munic. Auth.	
Water rev.	
Bonds dtd. 1-1-94 (MBIA Corp.)	
Ligonier Valley S.D.	
Bonds dtd. 10-15-76 (MBIA)	
Bonds dtd. 12-15-93 (MBIA Corp.)	
Bonds dtd. 3-15-94 (MBIA Corp.)	
Limerick Twp. Munic. Auth.	Gtd. sewer rev.
Bonds dtd. 10-15-93 (AMBAC)	
Line Mountain S.D.	
Bonds dtd. 11-15-85 (AMBAC)	
Littletown Area S.D.	
Bonds dtd. 3-1-92 (FGIC)	
Bonds dtd. 4-1-90 (FGIC)	
Bonds dtd. 4-15-93 (MBIA Corp.)	
Bonds dtd. 5-15-89 (AMBAC)	
Bonds dtd. 9-15-91 (MBIA Corp.)	
Lock Haven	
Bonds dtd. 9-15-92 (FGIC)	
Series '90 (FGIC)	
Lock Haven City Auth.	
Water rev.	
Lower Merion S.D.A. (now	Pennsbury J.L.S.D.A.)
Lower Allen Twp.	
Bonds dtd. 4-1-94 (AMBAC)	
Bonds dtd. 7-1-91 (AMBAC)	
Lower Bucks Co. J.L. Munic. Auth.	
Water & sewer rev.	
Bonds dtd. 10-1-92 (MBIA Corp.)	
Series '87A, dtd. 12-15-87 (BIG)	
Series '87B, dtd. 12-15-87 (BIG)	
Lower Bucks Co. S.A.	
Lower Burrell Munic. Auth.	Gtd. sewer rev.
Bonds dtd. 1-1-94 (AMBAC)	
Bonds dtd. 3-15-91 (AMBAC)	
Lower Dauphin S.D.	
Bonds dtd. 12-15-88 (MBIA Corp.)	
Bonds dtd. 12-15-90 (AMBAC)	
Bonds dtd. 12-15-92 (AMBAC)	
Bonds dtd. 2-1-93 (AMBAC)	
Bonds dtd. 2-15-94 (AMBAC)	
Bonds dtd. 9-15-81 (AMBAC)	
Refunding dtd. 7-1-89 (AMBAC)	
Series '93A, dtd. 3-15-93 (AMBAC)	
Lower Gwynedd Twp.	
Lower Gwynedd Twp. Munic. Auth.	Gtd. sewer rev.
Bonds dtd. 9-16-85 (escrowed to 10-1-95)	
Sewer rev. ser. '61, '67 & '72	(escrowed to 5-1-01)
Lower Lackawanna Valley Sewer Auth.	Gtd. sewer rev.
Series '93A, dtd. 11-15-93	(AMBAC)
Lower Lackawanna Valley Sew. Auth.	Sewer rev.
Lower Merion Twp.	
Bonds dtd. 12-1-91 (FGIC)	
Bonds dtd. 5-1-93 (FGIC)	
Lower Merion Twp. Munic. Sew. Auth.	Gtd. sewer rev.
Bonds dtd. 3-15-76 (escrowed to maturity)	
Revenue ser. '65 & '71 (escrowed to maturity)	
Special oblig. dtd. 8-15-78	(escrowed to maturity)
Lower Merion S.D. (Montgomery Co.)	
Lower Merion Twp.	G.O. dtd. 5-15-90 (escrowed to 8-1-95)
G.O. ser. '91A & B, dtd. 8-15-91	(escrowed to 8-1-98)
Lower Moreland Twp.	
Bonds dtd. 5-1-94 (FGIC)	
Lower Moreland Twp. Auth.	Gtd. sewer rev.
Bonds dtd. 5-1-94 (FGIC)	
Bonds dtd. 8-1-86 (FGIC)	
Series '92A & B, dtd. 3-1-92	(FGIC)
Lower Moreland Twp. S.D.	
Bonds dtd. 5-30-90 (MBIA Corp.)	
Bonds dtd. 6-15-87 (AMBAC)	
Lower Moreland Twp. S.D.A.	
Bonds dtd. 12-1-73 & prior	(escrowed to maturity)
Lower Paxton Twp. Auth.	Sewer rev.
Bonds dtd. 11-15-85 (FGIC)	
Series A & B, dtd. '92	Sewer rev. & G.O.
Bonds dtd. 12-1-93 (FGIC)	
Series '74	
Lower Pottsgrove Twp. Auth.	Gtd. sewer rev. dtd. 11-1-91 (FGIC)
Lower Providence Twp.	
Lower Providence Twp. Sewer Auth.	Gtd. sewer rev.
(now Methacton S.D.A.)	

Lower Southford Twp. Auth.	
Gtd. sewer rev. ser. '90 (FSA)	
Lower Southampton Twp.	
Bonds dtd. 3-15-94 (FGIC)	
Bonds dtd. 8-1-79 (MBIA)	
Bonds dtd. 9-25-91 (AMBAC)	
Lower Swatara Twp. Municipal Auth.	Gtd. sewer rev.
Bonds dtd. 11-1-86 (FGIC)	
Bonds dtd. 8-1-92 (FGIC)	
Loysock Twp.	
Bonds dtd. 3-15-92 (MBIA Corp.)	
Loysock Twp. Auth.	School rev. ser. '65 (escrowed to maturity)
Loysock Twp. S.D.	
Bonds dtd. 8-15-85 (AMBAC)	
Luzerne County	
Bonds dtd. 5-15-86 (FGIC)	
Bonds dtd. 5-15-91 (FGIC)	
Bonds dtd. 9-15-82 (MBIA)	
Bonds dtd. 9-15-83 (MBIA)	
Series '86B, dtd. 12-15-86 (FGIC)	
Series '90 (FGIC)	
Series '91B, dtd. 8-1-91 (FGIC)	
Series '92A & B, dtd. 6-1-92 (FGIC)	
Series '92C, dtd. 6-1-92 (AMBAC)	
Luzerne Co. Housing Corp.	Mortgage rev. ref. ser. '93 (FHA inv. mtgs. issue-Financing Apprs. Sect. 8 Asset. Proj.)
Luzerne Co. Public Schools	Intermediate Unit 18 Revenue
Bonds dtd. 3-1-89 (AMBAC)	
Bonds dtd. 5-15-93 (AMBAC)	
Lycum County	
Bonds dtd. 10-15-86 (MBIA)	
Bonds dtd. 11-1-82 (MBIA)	
Bonds dtd. 9-1-85 (MBIA)	
G.O. note dtd. 7-22-77, 9-15-82, 11-15-82 & 8-15-84 (escrowed to maturity)	
Series '91A & B, dtd. 9-1-91 (FGIC)	
Series '93A, B & C, dtd. 10-15-93 (FGIC)	
Lycum Co. Auth.	Divine Providence Hospital lease rev. dtd. 11-1-72 (escrowed to maturity)
Divine Providence Hospital of Sisters of Christian Charity rev.	
Bonds dtd. 8-15-84 (escrowed to 7-1-94)	
Pennsylvania College of Technology college rev.	
Bonds dtd. 5-1-90 (AMBAC)	
Series 119, dtd. 5-1-93 (AMBAC)	
Lycum Co. Hospital Auth.	Hospital rev. dtd. 12-1-86 (AMBAC)
Williamsport Hosp. rev. ser. '85A, dtd. 10-15-85 (AMBAC)	
Lycum Co. Recreation Auth.	Guaranteed rev.
Bonds dtd. 5-15-88 (MBIA Corp.)	
Series '91A & B, dtd. 12-1-91	(AMBAC)
Mahanoy Area S.D.	Special oblig. dtd. 7-1-77 (escrowed to maturity)
Mahvern Borough	
Mahvern Borough Munic. Auth.	Gtd. sewer rev.
Manchester Twp. Munic. Auth.	Gtd. sewer rev.
Bonds dtd. 1-1-93 (MBIA Corp.)	
Bonds dtd. 8-15-90 (MBIA Corp.)	
Manheim Boro. Auth.	Gtd. wtr. & sewer rev.
Bonds dtd. 6-15-91 (MBIA Corp.)	
Bonds dtd. 7-15-93 (AMBAC)	
Manheim C.S.D.	
Bonds dtd. 4-1-91 (FGIC)	
Bonds dtd. 4-15-90 (FGIC)	
Bonds dtd. 6-1-93 (FGIC)	
Bonds dtd. 7-1-84 (AMBAC)	
Bonds dtd. 8-1-85 (AMBAC)	
Bonds dtd. 8-15-86 (AMBAC)	
Bonds dtd. 9-15-88 (FGIC)	
Manheim Twp.	
Manheim Twp. General Munic. Auth.	Lease rev. (Gtd. by Manheim Twp.)
Bonds dtd. 12-1-89 (AMBAC)	
Bonds dtd. 4-15-93 (FGIC)	
Manheim Twp. S.A. (Lancaster Co.)	Series '78 (escrowed to 12-1-05) Special oblig.
Bonds dtd. 6-15-78 (escrowed to maturity)	
Manheim Twp. S.D.	
Bonds dtd. 3-15-93 (FGIC)	
Bonds dtd. 4-15-84 (MBIA)	
Bonds dtd. 4-15-94 (FGIC)	
Bonds dtd. 6-15-90 (escrowed to 5-1-95)	
Bonds dtd. 6-15-91 (FGIC)	
Series '91A, dtd. 11-15-91 (FGIC)	
Series '93A, dtd. 8-1-93 (FGIC)	
Manor J.L. High S.A. of Lancaster Co. (now Penn Manor S.D.A.)	

Merietta-Douglas J.L. Auth.	
Special oblig. dtd. 6-15-80	(escrowed to maturity)
Merion Center Area S.D.	
Bonds dtd. 1-15-93 (AMBAC)	
Bonds dtd. 4-1-86 (AMBAC)	
Bonds dtd. 5-15-82 (MBIA)	
Series '85A, dtd. 5-1-85 (AMBAC)	
Series '85B, dtd. 5-1-85 (AMBAC)	
Series A & B, dtd. 9-15-92	(AMBAC)
Merple Newtown S.D.	
Merple Twp.	
Merple Area S.D.	
Bonds dtd. 1-1-23-92 (MBIA Corp.)	
Bonds dtd. 6-1-85 (AMBAC)	
Bonds dtd. 9-1-87 (AMBAC)	
Series '91A, dtd. 7-30-91 (MBIA Corp.)	
Series '91B, dtd. 7-30-91 (MBIA Corp.)	
Merple Twp.	
McCandless	
McCandless Twp. San. Auth.	Sewer rev.
Bonds dtd. 11-1-85 (AMBAC)	
Bonds dtd. 2-1-93 (FGIC)	
Bonds dtd. 3-15-77 (escrowed to maturity)	
Bonds dtd. 8-15-86 (AMBAC)	
Special oblig. ref. ser. '77A, dtd. 3-15-77 (escrowed to maturity)	
McGuffey S.D.	
Bonds dtd. 7-15-91 (MBIA Corp.)	
Refunding dtd. 12-1-85 (MBIA)	
McKean Co. Solid Waste Auth.	Gtd. solid waste rev.
Bonds dtd. 12-15-90 (AMBAC)	
Bonds dtd. 2-1-91 (AMBAC)	
Bonds dtd. 2-1-92 (FSA)	
McKeesport Hosp. Auth.	
McKeesport Hosp. rev.	
McKeesport Ind. Devel. Auth.	Commercial devel. rev. ser. '82A, dtd. 9-1-82 (Interstate Leasing Corp. Proj., SCSA Ind.) (AMBAC)
Meadville	
Bonds dtd. 3-1-86 (FGIC)	
Bonds dtd. 7-1-90 (MBIA Corp.)	
Meadville Area Recreation Auth.	Gtd. rec. rev. dtd. 12-1-78 (MBIA)
Meadville Area Water Auth.	Water rev.
Bonds dtd. 2-1-94 (FSA)	
Bonds dtd. 7-15-92 (FSA)	
Meadville Redevel. Auth.	Gtd. redevel. tax increment & pig. rev. ser. '94A, dtd. 2-15-94 (FGIC)
Mechanicsburg Area S.D.	
Bonds dtd. 1-6-92 (FGIC)	
Bonds dtd. 7-15-89 (AMBAC)	
Bonds dtd. 9-1-93 (FGIC)	
Series '85 & '85A, dtd. 8-1-85	(FGIC)
Mechanicsburg Munic. Auth.	Gtd. sewer rev. ser. '79 (escrowed to maturity)
Mechanicsburg S.D.A.	Series '68 (escrowed to maturity)
Media (Borough)	
Bonds dtd. 10-15-87 (MBIA Corp.)	
Bonds dtd. 11-15-93 (MBIA Corp.)	
Bonds dtd. 2-15-92 (MBIA Corp.)	
Bonds dtd. 7-1-90 (MBIA Corp.)	
Water rev.	
Bonds dtd. 9-15-87 (MBIA Corp.)	
Improvement dtd. 2-15-92 (MBIA Corp.)	
Refunding dtd. 2-15-92 (MBIA Corp.)	
Mercer Area S.D.	
Bonds dtd. 4-1-86 (AMBAC)	
Bonds dtd. 4-15-83 (AMBAC)	
Mercer County	
Bonds dtd. 2-15-90 (AMBAC)	
Bonds dtd. 3-15-94 (AMBAC)	
Bonds dtd. 8-1-92 (AMBAC)	
Mercer Co. Housing Auth.	Gtd. revenue
Bonds dtd. 12-1-79 (MBIA)	
First mtgs. ser. '77	
Merrill Lynch Puttable Floating Option Tax-Exempt Rec. Series PT-3 (relating to MBIA Ins. Philadelphia S.D., Pa. G.O. Ser. 8 of '91, due 7-1-05) (L.O.-Banque Nationale de Paris; VMIG expires 6-17-94, conversion to auction mode, or earlier termination of liquidity LOC)	Aaa/VMIG 1
Methacton S.D.	
Bonds dtd. 12-15-93 (FGIC)	
Bonds dtd. 12-28-83 (MBIA)	
Bonds dtd. 3-19-91 (MBIA Corp.)	
Bonds dtd. 6-1-86 (FGIC)	
Series '91A, dtd. 5-15-91 (MBIA Corp.)	
Methacton S.D.A.	School rev.
Series '78 (escrowed to 10-1-2006)	
Series '78	

NOTE: For footnotes see page 426. Moody's rating are subject to change. Because of the possible time lapse between Moody's assignment or change of a rating and your use of the month's

Table listing bond issues for Pennsylvania, including Mid Valley S.D., Mid West S.D., and various municipal and school district bonds with maturity dates and Moody's ratings.

Table listing bond issues for Pennsylvania, including Monaca S.D., Monaca City S.D., and various municipal and school district bonds with maturity dates and Moody's ratings.

Table listing bond issues for Pennsylvania, including Montgomery Co. Hospital Auth., Montgomery Co. Innd. Devel. Auth., and various municipal and school district bonds with maturity dates and Moody's ratings.

Table listing bond issues for Pennsylvania, including Mt. Lebanon H.S.A., Mt. Lebanon Hosp. Auth., and various municipal and school district bonds with maturity dates and Moody's ratings.

NOTE: For footnotes see page 426. Moody's ratings are subject to change. Because of the possible time lapse between Moody's assignment and change of a rating and your use of this monthly publication, we suggest you verify the current rating of any security in which you are interested. For standard abbreviations, see page 426.

MUNICIPAL BONDS

PENNSYLVANIA 61

**PENNSYLVANIA (cont'd)**

New Holland Boro. Auth. Water & sew. rev. Bonds dtd. 9-15-93 (FGIC) --- Aaa

New Kensington Boro. dtd. 5-1-83 (MBIA) --- Aaa

New Kensington Munic. Auth. Water rev. ser. '55 Gtd. sewer rev. --- Baa

New Kensington-Armold S.D. Bonds dtd. 6-15-81 & 5-1-83 (MBIA) --- Aaa

Bonds dtd. 6-30-88 (MBIA Corp.) --- Aaa

New Kensington-Armold S.D.A. Bonds dtd. 10-1-88 (escrowed to maturity) --- Aaa

Newberry Twp. Series '93A & B, dtd. 7-1-93 (AMBAC) --- Aaa

Newport S.D. Bonds dtd. 10-1-91 (AMBAC) --- Aaa

Bonds dtd. 12-15-88 (AMBAC) --- Aaa

Newtown Twp. (Bucks Co.) --- A1

Newtown Twp. (Delaware Co.) --- A1

Newtown Twp. Sew. Auth. Lease rental --- Baa

Norristown (Borough) Bonds dtd. 1-1-94 (FGIC) --- Aaa

Bonds dtd. 11-15-87 (AMBAC) --- Aaa

Bonds dtd. 11-15-91 (FGIC) --- Aaa

Bonds dtd. 2-15-85 (AMBAC) --- Aaa

Bonds dtd. 5-15-86 (AMBAC) --- Aaa

Bonds dtd. 7-15-90 (FGIC) --- Aaa

Norristown Area S.A. Bonds dtd. 5-1-71 (escrowed to maturity) --- Aaa

Norristown Area S.D. Bonds dtd. 4-1-92 (FGIC) --- Aaa

Series '80A & AA, dtd. 3-1-80 (escrowed to maturity) --- Aaa

Norristown Boro. Auth. Sewer rev. Bonds dtd. 11-1-93 (FGIC) --- Aaa

Norristown S.A. (assmd. by Norristown Area S.A.) --- Aa

North Allegheny Jt. Auth. Series '66-'68, '72 & '74 (escrowed to 6-1-03) --- Aaa

North Allegheny S.D. Bonds dtd. 5-1-85 (MBIA) --- Aaa

Bonds dtd. 6-1-92 (AMBAC) --- Aaa

Bonds dtd. 9-1-90 (AMBAC) --- Aaa

Series '92C (AMBAC) --- Aaa

North East Boro. Sew. Auth. Gtd. sew. rev. --- A

North East Boro. Wtr. Auth. Gtd. wtr. rev. dtd. 6-1-80 (MBIA) --- Aaa

North East S.D. Bonds dtd. 12-1-89 (AMBAC) --- Aaa

Bonds dtd. 7-1-91 (MBIA Corp.) --- Aaa

Bonds dtd. 8-1-92 (AMBAC) --- Aaa

North Fayette Co. Munic. Auth. Water rev. Bonds dtd. 5-15-92 (AMBAC) --- Aaa

Bonds dtd. 9-1-85 (MBIA) --- Aaa

North Fayette Twp. Bonds dtd. 4-15-91 (FGIC) --- Aaa

Series '93A & B, dtd. 10-15-93 (FGIC) --- Aaa

North Hills S.D. Bonds dtd. 1-15-93 (FGIC) --- Aaa

Bonds dtd. 3-15-91 (MBIA Corp.) --- Aaa

Bonds dtd. 4-1-83 (MBIA) --- Aaa

G.O. ref. ser. '87 (MBIA Corp.) --- Aaa

G.O. ref. ser. '88 (MBIA Corp.) --- Aaa

Ref. dtd. 4-1-81 (MBIA) --- Aaa

North Huntingdon Twp. Munic. Auth. Gtd. sewer rev. Bonds dtd. 6-1-91 (MBIA Corp.) --- Aaa

Refunding ser. '87A, dtd. 8-15-87 (BIG) --- Aaa

Series '87B, dtd. 8-15-87 (BIG) --- Aaa

Township gtd. --- A

North Lebanon S.D. Bonds dtd. 11-15-93 (AMBAC) --- Aaa

Bonds dtd. 6-1-94 (AMBAC) --- Aaa

North Lebanon Twp. Munic. Auth. Gtd. sewer rev. Bonds dtd. 11-15-89 (MBIA Corp.) --- Aaa

Bonds dtd. 12-15-92 (MBIA Corp.) --- Aaa

Bonds dtd. 6-1-90 (MBIA Corp.) --- Aaa

Variable rate demand/float rate mtgs. rev. (Grace Comm. Inc. Proj.) ser. B of '92 (LOC-Meridian Bank, assuming 1-26-98, conversion to fixed rate, or earlier termination of LOC) --- A1/VMIG 1

North Londonderry Twp. Auth. Gtd. sew. rev. --- Baa1

North Penn S.D. Bonds dtd. 2-15-84 (ins. mat. 2-15-00-07) (MBIA) --- Aaa

Bonds dtd. 9-1-89 (escrowed to 9-1-94) --- Aaa

G.O. dtd. 3-15-90, due 9-15-98-05 & 2009 (partial mat.) (escrowed to 9-15-97) --- Aaa

North Penn S.D.A. Bonds dtd. 5-1-78 (escrowed to maturity) --- Aaa

Bonds dtd. 6-1-88 & 3-15-73 (escrowed to maturity) --- Aaa

North Penn S.D.A. (cont'd)

Special oblig. dtd. 5-1-78 (escrowed to maturity) --- Aaa

North Penn Water Auth. Water rev. Bonds dtd. 12-1-82 (FGIC) --- Aaa

Bonds dtd. 8-1-85 (escrowed to maturity) --- Aaa

Series '86 (FGIC) --- Aaa

North Pocono S.D. Bonds dtd. 6-15-82 (FGIC) --- Aaa

Bonds dtd. 8-1-93 (FGIC) --- Aaa

Ser. A, dtd. 11-15-85 (FGIC) --- Aaa

Ser. B, dtd. 11-15-85 (FGIC) --- Aaa

Series '89 (FGIC) --- Aaa

North Schuylkill S.D. Bonds dtd. 10-15-82 & 8-15-79 (MBIA) --- Aaa

Bonds dtd. 4-1-86 (MBIA) --- Aaa

Bonds dtd. 8-8-93 (Capital Guaranty) --- Aaa

Series '86A, dtd. 8-1-86 (MBIA) --- Aaa

North Star S.D. Bonds dtd. 11-8-87 (MBIA Corp.) --- Aaa

North Versailles Series '88A, dtd. 4-1-88 (AMBAC) --- Aaa

Series '88B, dtd. 4-1-88 (AMBAC) --- Aaa

North Versailles Twp. Bonds dtd. 8-15-82 (AMBAC) --- Aaa

North Wales Water Auth. Water rev. Bonds dtd. 12-15-92 (FGIC) --- Aaa

Bonds dtd. 5-1-82 (FGIC) --- Aaa

Bonds dtd. 8-29-86 (FGIC) --- Aaa

Northampton Area S.D. Bonds dtd. 2-15-91 (AMBAC) --- Aaa

Bonds dtd. 4-1-87 (MBIA Corp.) --- Aaa

Bonds dtd. 4-15-93 (AMBAC) --- Aaa

Bonds dtd. 7-15-86 (MBIA) --- Aaa

Series '81 (escrowed to maturity) --- Aaa

Series '85 & '85A, dtd. 7-15-85 (MBIA) --- Aaa

Northampton Boro. Bonds dtd. 1-1-94 (MBIA Corp.) --- Aaa

Northampton Boro. Munic. Auth. Water rev. Bonds dtd. 12-15-89 (AMBAC) --- Aaa

Bonds dtd. 2-1-93 (AMBAC) --- Aaa

Northampton County Higher Ed. Auth. Lafayette College ser. Bonds dtd. 11-1-93 (FGIC) --- Aaa

Bonds dtd. 3-15-90 (AMBAC) --- Aaa

Series '85 (cont'd) --- Aaa

Lahigh Univ. rev. Bonds dtd. 11-15-89 (MBIA Corp.) --- Aaa

Bonds dtd. 8-15-91 (MBIA Corp.) --- Aaa

Series '93A, dtd. 2-1-93 (MBIA Corp.) --- Aaa

Series '93B, dtd. 2-1-93 (MBIA Corp.) --- Aaa

Moravian College ser. dtd. 6-1-89 (AMBAC) --- Aaa

Northampton Co. Hosp. Auth. Easton Hospital Gross rev. dtd. 12-1-76 --- Aaa

Revenue dtd. 12-15-88 (BIG) --- Aaa

Revenue ser. '92A, dtd. 6-1-92 (MBIA Corp.) --- Aaa

Northampton Co. Ins. Devel. Auth. Commercial devel. rev. (Strawbridge & Clover) dtd. 12-15-81 (AMBAC) --- Aaa

Revenue ref. ser. '89 (Moravian Hall Square Proj.) (LOC-Meridian Bank, N.A.) --- A1

Northampton Munic. Auth. Sew. rev. dtd. 2-25-78 (MBIA) --- Aaa

Water & sew. rev. Bonds dtd. 11-15-85 (MBIA) --- Aaa

Bonds dtd. 9-19-90 (MBIA Corp.) --- Aaa

Northampton Twp. (Bucks Co.) G.O. dtd. 6-15-88 (escrowed to 5-15-95) --- Aaa

Northeast Allegheny Co. S.B.A. Bonds dtd. 6-1-94 (AMBAC) --- Aaa

Northeast Butler Co. Jt. S.A. --- Baa

Northeastern Pa. Hosp. Auth. Mercy Hospital of Wilkes-Barre Hospital rev. ser. A --- A

Series '77, '79 & '81 --- A

Nesbit Memorial Hosp. (now Wyoming Valley Health Care Sys.) rev. --- A

Bonds dtd. 11-1-85 (FGIC) --- Aaa

Series '80 & '82 (escrowed to maturity) --- Aaa

NPW Medical Center Bonds dtd. 7-1-85 (ins. mat. 7-1-86-01) (MBIA) --- Aaa

Variable rate demand rev. (Hospital Central Serv. Capital Asset Fin. Prog.) ser. B (MBIA) --- Aaa

Wilkes-Barre General Hosp. (now Wyoming Valley Health Care Sys.) Bonds dtd. 5-28-78 (escrowed to maturity) --- Aaa

Series '87, dtd. 12-1-87 (ins. mat. 7-1-97) (MBIA Corp.) --- Aaa

Series '87B, dtd. 12-1-87 (ins. mat. 7-1-98) (MBIA Corp.) --- Aaa

Northeastern Susquehanna Co. S.A. School rev. dtd. 12-15-76 (escrowed to maturity) --- Aaa

Northwestern Susquehanna Co. S.A. (cont'd)

Special rev. dtd. 12-15-78 (escrowed to maturity) --- Aaa

Northwestern York Co. Bonds dtd. 12-1-89 (MBIA Corp.) --- Aaa

Bonds dtd. 4-15-91 (FGIC) --- Aaa

Bonds dtd. 5-1-90 (MBIA Corp.) --- Aaa

Bonds dtd. 7-15-93 (FGIC) --- Aaa

Series '91A, dtd. 11-15-91 (FGIC) --- Aaa

Series '91A & B, dtd. 5-15-92 (FGIC) --- Aaa

Series '92C & D, dtd. 9-1-92 (FGIC) --- Aaa

Northern Area Soc. S.A. --- Aaa

Northern Bedford Co. S.D. Bonds dtd. 5-1-87 (AMBAC) --- Aaa

Bonds dtd. 7-1-86 (AMBAC) --- Aaa

Bonds dtd. 9-15-92 (AMBAC) --- Aaa

Northern Cambria S.D. Bonds dtd. 12-1-90 (AMBAC) --- Aaa

Bonds dtd. 9-15-92 (AMBAC) --- Aaa

Northern Lawrence Co. S.A. --- A

Northern Lebanon S.D. Bonds dtd. 10-1-87 (MBIA Corp.) --- Aaa

Bonds dtd. 5-15-84 (MBIA) --- Aaa

Northern Lehigh S.A. Revenue dtd. 6-15-79 (MBIA) --- Aaa

Northern Lehigh S.D. Bonds dtd. 10-3-91 (AMBAC) --- Aaa

Bonds dtd. 12-15-85 (MBIA) --- Aaa

Bonds dtd. 6-1-86 (AMBAC) --- Aaa

Bonds dtd. 7-15-90 (AMBAC) --- Aaa

Northern Potter S.D. Bonds dtd. 12-1-91 (AMBAC) --- Aaa

Bonds dtd. 3-1-94 (AMBAC) --- Aaa

Northern Tioga S.D. Bonds dtd. 12-15-93 (AMBAC) --- Aaa

Bonds dtd. 2-1-91 (AMBAC) --- Aaa

Bonds dtd. 1-15-86 (AMBAC) --- Aaa

Series '92A, dtd. 11-1-92 (AMBAC) --- Aaa

Series '92B, dtd. 11-1-92 (AMBAC) --- Aaa

Northern Westmoreland Co. S.A. --- A

Northern York Co. S.D. Series '78 --- A

Northgate S.A. Revenue dtd. 7-1-77 & 5-15-78 (MBIA) --- Aaa

Special obligation Bonds dtd. 5-15-78 (escrowed to maturity) --- Aaa

Northampton S.D. Bonds dtd. 12-1-83 (MBIA) --- Aaa

Series '91A & B, dtd. 9-15-91 (MBIA Corp.) --- Aaa

Series '93A, dtd. 6-15-93 (MBIA Corp.) --- Aaa

Northumberland Co. Auth. Commonwealth lease rev. dtd. 8-1-91 (MBIA Corp.) --- Aaa

Gtd. lease rev. dtd. 3-15-92 (MBIA Corp.) --- Aaa

Northumberland Co. Ind. Devel. Auth. Floating fund rate rev. rec. rev. (Forster Wheeler Mt. Carmel, Inc. Proj.) (LOC-Union Bank of Switzerland, expiring 8-14-95, or earlier termination of LOC; VMIG expires if terms made exceeds 3 yrs.) --- Aaa/VMIG 1

Series 8 (LOC-Union Bank of Switzerland, expiring 8-14-95, or earlier termination of LOC) --- Aaa/VMIG 1

Northwest Area S.D. Bonds dtd. 1-1-93 (MBIA Corp.) --- Aaa

Bonds dtd. 12-15-78 & 5-16-79 (MBIA) --- Aaa

Northwestern Lehigh S.D. Bonds dtd. 1-1-94 (MBIA Corp.) --- Aaa

Bonds dtd. 12-15-89 (MBIA Corp.) --- Aaa

Bonds dtd. 12-15-90 (MBIA Corp.) --- Aaa

Bonds dtd. 5-1-93 (MBIA Corp.) --- Aaa

Bonds dtd. 7-15-85 (AMBAC) --- Aaa

Bonds dtd. 8-15-91 (MBIA Corp.) --- Aaa

Northwestern Lehigh S.D.A. Bonds dtd. 4-1-76 (MBIA) --- Aaa

Northwestern S.D. Bonds dtd. 11-15-92 (AMBAC) --- Aaa

Bonds dtd. 12-1-89 (MBIA Corp.) --- Aaa

Northwood, Delaware Co. S.D.A. Series '59, '64 & '70 (escrowed to maturity) --- Aaa

Norwin S.D. Bonds dtd. 3-15-91 (AMBAC) --- Aaa

Bonds dtd. 8-1-85 (FGIC) --- Aaa

G.D. ref. dtd. 6-1-86 (FGIC) --- Aaa

Ref. dtd. 8-1-85 (FGIC) --- Aaa

O'Hara Twp. G.D. dtd. 11-15-87 (escrowed to 11-1-94) --- A

Oakmont (Borough) Bonds dtd. 1-15-91 (MBIA Corp.) --- Aaa

Bonds dtd. 5-1-93 (MBIA Corp.) --- Aaa

Occochee Area S.D. Bonds dtd. 11-1-92 (FGIC) --- Aaa

Bonds dtd. 12-1-91 (FGIC) --- Aaa

Bonds dtd. 3-15-94 (FGIC) --- Aaa

Oil City Bonds dtd. 8-1-91 (AMBAC) --- Aaa

Oil City Area Jt. S.A. --- Baa

Oil City Area S.D. Bonds dtd. 5-15-89 (BIG) --- Aaa

Bonds dtd. 9-1-92 (MBIA Corp.) --- Aaa

Oil City Area S.D. (cont'd)

Series '94A & B, dtd. 3-15-94 (MBIA Corp.) --- Aaa

Old Forge (Borough) Bonds dtd. 5-15-93 (AMBAC) --- Aaa

Bonds dtd. 8-1-87 (AMBAC) --- Aaa

Old Forge S.D. Bonds dtd. 1-1-94 (MBIA Corp.) --- Aaa

Bonds dtd. 4-15-92 (MBIA Corp.) --- Aaa

Oley Valley S.D. Bonds dtd. 11-15-89 (AMBAC) --- Aaa

Bonds dtd. 3-1-92 (AMBAC) --- Aaa

Bonds dtd. 4-15-93 (cap. appra.) & 5-25-93 (AMBAC) --- Aaa

Bonds dtd. 4-17-90 (AMBAC) --- Aaa

Bonds dtd. 5-15-88 (AMBAC) --- Aaa

Otto-Eldred S.D. Bonds dtd. 3-15-89 (ins. mat. 9-1-98-08) (MBIA Corp.) --- Aaa

Owen J. Roberts S.D. Bonds dtd. 10-15-88 (FGIC) --- Aaa

Bonds dtd. 2-15-92 (FGIC) --- Aaa

Oxford Area S.D. Bonds dtd. 10-1-92 (AMBAC) --- Aaa

Bonds dtd. 12-1-90 (AMBAC) --- Aaa

G.O. dtd. 7-1-89 (escrowed to 7-1-94) --- A

Oxford Area Sewer Auth. Sewer rev. gtd. --- Baa

Palisades S.D. Bonds dtd. 3-15-90 (escrowed to 3-1-95) --- A

Bonds dtd. 4-1-93 (AMBAC) --- Aaa

Palmer Twp. Munic. Sew. Auth. Sewer rev. Bonds dtd. 6-15-93 (AMBAC) --- Aaa

Palmer Area S.D. Bonds dtd. 4-1-91 (FGIC) --- Aaa

Bonds dtd. 4-15-85 (AMBAC) --- Aaa

Series '86A, dtd. 5-1-86 (AMBAC) --- Aaa

Palmira Area S.D. Bonds dtd. 10-1-93 (MBIA Corp.) --- Aaa

Bonds dtd. 4-15-85 (MBIA) --- Aaa

Series '92A & B, dtd. 1-1-92 (MBIA Corp.) --- Aaa

Parisher Valley S.D. Bonds dtd. 1-1-93 (AMBAC) --- Aaa

Bonds dtd. 3-15-90 (AMBAC) --- Aaa

Bonds dtd. 8-15-84 (MBIA) --- Aaa

Peoli Area S.A. --- A1

Parland S.D. Bonds dtd. 6-21-84 (MBIA) --- Aaa

Series '94A, dtd. 4-15-94 (MBIA Corp.) --- Aaa

Series '94AA, dtd. 6-1-94 (MBIA Corp.) --- Aaa

Parland S.D.A. Series '71, '72 & '78 (escrowed to maturity) --- A

Patton Twp. Bonds dtd. 5-1-87 (MBIA Corp.) --- Aaa

Bonds dtd. 6-15-94 (FGIC) --- Aaa

Pen Argyl Area S.D. Bonds dtd. 3-1-89 (FGIC) --- Aaa

Bonds dtd. 4-1-85 (AMBAC) --- Aaa

Bonds dtd. 7-1-92 (FGIC) --- Aaa

Bonds dtd. 7-15-90 (AMBAC) --- Aaa

Series '93A & B, dtd. 11-15-93 (AMBAC) --- Aaa

Penn Cambria S.B.A. Series '77, dtd. 2-1-77 & 777A, dtd. 12-15-77 (escrowed to maturity) --- Aaa

Special oblig. dtd. 5-15-78 (escrowed to maturity) --- Aaa

Penn Cambria S.D. Bonds dtd. 12-1-92 (FGIC) --- Aaa

Bonds dtd. 12-27-83 (MBIA) --- Aaa

Bonds dtd. 7-30-91 (FGIC) --- Aaa

Penn Delco S.D. Bonds dtd. 1-1-93 (FGIC) --- Aaa

Bonds dtd. 2-1-91 (FGIC) --- Aaa

Bonds dtd. 2-15-90 (FGIC) --- Aaa

Series '89A & B, dtd. 6-15-89 (BIG) --- Aaa

Penn Hills Bonds dtd. 1-1-93 (AMBAC) --- Aaa

Bonds dtd. 1-18-90 (AMBAC) --- Aaa

Bonds dtd. 12-1-79 (MBIA) --- Aaa

Bonds dtd. 9-1-85 (AMBAC) --- Aaa

Series '87A, dtd. 7-1-87 (AMBAC) --- Aaa

Series '87B, dtd. 7-1-87 (AMBAC) --- Aaa

Series '93B, dtd. 11-1-93 (AMBAC) --- Aaa

Series '94A & B, dtd. 1-15-94 (AMBAC) --- Aaa

Penn Hills S.A. --- Baa1

Penn Hills S.D. Bonds dtd. 1-15-92 (MBIA Corp.) --- Aaa

Bonds dtd. 11-16-88 (MBIA Corp.) --- Aaa

Bonds dtd. 5-1-79 (MBIA) --- Aaa

Bonds dtd. 9-11-91 (MBIA Corp.) --- Aaa

Penn Manor S.D. Bonds dtd. 1-15-91 (FGIC) --- Aaa

Bonds dtd. 3-1-93 (FGIC) --- Aaa

Bonds dtd. 3-15-89 (FGIC) --- Aaa

Bonds dtd. 3-7-90 (FGIC) --- Aaa

Bonds dtd. 4-15-88 (FGIC) --- Aaa

Series '91A, B, C & D, dtd. 10-15-91 (FGIC) --- Aaa

Series '93A, dtd. 8-1-93 (FGIC) --- Aaa

Penn Twp. (York Co.) Bonds dtd. 9-1-93 (AMBAC) --- Aaa

Penn-Trafford S.D. Bonds dtd. 10-1-85 (AMBAC) --- Aaa

NOTE: For footnotes see page 426. Moody's ratings are subject to change. Because of the possible time lapse between Moody's assignment or change of a rating and your use of this monthly





Table listing municipal bonds for various Pennsylvania municipalities including Pittsburgh Urban Redevel. Auth., Multi-Family Hsg. devel. (PHA Ins. mtgs.), and others. Columns include issuer, bond details, and ratings.

Table listing municipal bonds for various Pennsylvania municipalities including Port Matilda Boro. Auth., Pottsville Boro., Pottsville Area S.D., and others. Columns include issuer, bond details, and ratings.

Table listing municipal bonds for various Pennsylvania municipalities including Red Lion Area S.D., Revolving Fund, Ridgeway, Ringwood S.D., and others. Columns include issuer, bond details, and ratings.

Table listing municipal bonds for various Pennsylvania municipalities including St. Mary Hospital Auth., St. Mary's Area S.D., Salem Twp., and others. Columns include issuer, bond details, and ratings.

NOTE: For further information 476 Moody's ratings are subject to change. Because of the possible time lapse between Moody's re-evaluation or change of a rating and your use of this month's...

Table listing Pennsylvania municipalities and their bond issues, including Schuylkill Co. Munic. Auth., Water & sewer rev. ser. '91A & B, and various school districts like Shamokin Area S.D.

Table listing Pennsylvania municipalities and their bond issues, including Shamokin Area S.D., Shamokin-Cool Twp. Jt. Sewer Auth., and various school districts like Shenandoah Valley S.D.

Table listing Pennsylvania municipalities and their bond issues, including Somerset Munic. Auth., Gtd. water rev. dtd. 12-15-92, and various school districts like South Park Twp.

Table listing Pennsylvania municipalities and their bond issues, including Southern Columbia Area S.D., Bonds dtd. 12-15-91 (FGIC), and various school districts like State College Borough.

NOTE: For footnotes see page 426. Moody's rating is subject to change. Because of the possible time lapse between Moody's assignment or change of a rating and your use of this monthly publication, we suggest you verify the current rating of any security instrument that you are considering. For standard abbreviations, see page 5.





PENNSYLVANIA (cont'd)

Washington Co. Auth. (cont'd)

(LOC-Summitone Trust & Banking Co., expiring 12-1-94, conversion, or earlier termination of LOC) Baa1/VMK2

Washington Co. Hosp. Auth.

Monongahela Valley Hosp. rev. A

Shadydale Hosp. rev. Bonds dtd. 12-1-92 (AMBAC) Aaa

Washington Hosp. rev. Bonds dtd. 4-15-93 (AMBAC) Aaa

Bonds dtd. 5-1-87 (escrowed to 7-1-97) A

Series '90A & B, dtd. 8-1-90 (AMBAC) Aaa

Washington Co. Hsg. Auth.

Mortgage gtd. rev. Bonds dtd. 2-1-94 (MBIA Corp.) Aaa

Bonds dtd. 9-1-78 (MBIA) Aaa

Washington S.A.

Revenue ref. dtd. 11-1-76 (MBIA) Aaa

Revenue ref. ser. '76A, dtd. 2-15-76 (MBIA) Aaa

Washington S.D.

Bonds dtd. 7-1-87 (FGIC) Aaa

Bonds dtd. 8-1-88 (FGIC) Aaa

Series '93A & B, dtd. 2-15-93 (FGIC) Aaa

Washington Twp. Municipal Auth. (Franklin Co.)

Sewer rev. Bonds dtd. 4-15-89 (MBIA Corp.) Aaa

Bonds dtd. 5-1-92 (MBIA Corp.) Aaa

Water rev. Bonds dtd. 4-15-89 (MBIA Corp.) Aaa

Bonds dtd. 5-1-92 (MBIA Corp.) Aaa

Washington-East Washington Jt. Auth.

Sewer rev. A

Writsburg Area S.D.

Series '91A & B, dtd. 4-1-91 (AMBAC) Aaa

Series A, dtd. 8-15-92 (MBIA Corp.) Aaa

Series B, dtd. 8-15-92 (MBIA Corp.) Aaa

Wayne County

Bonds dtd. 2-15-94 (AMBAC) Aaa

Bonds dtd. 8-1-92 (AMBAC) Aaa

Wayne Co. Hosp. & Health Fac. Auth.

County gtd. hosp. rev. ref. (The Wayne Mem. Hosp. Assoc.) dtd. 10-15-86 (MBIA) (escrowed to 7-1-96) Aaa

Wayne Mem. gtd. hosp. rev. Bonds dtd. 4-15-94 (MBIA Corp.) Aaa

Bonds dtd. 7-1-93 (MBIA Corp.) Aaa

Wayne Woodlands Manor gtd. health rev. dtd. 10-15-93 (MBIA Corp.) Aaa

Wayne Co. Hsg. Auth.

Gtd. hsg. rev. (Section 8 Assist. Proj.) dtd. 11-15-93 (MBIA Corp.) Aaa

Bonds dtd. 8-15-80 (MBIA) Aaa

Wayne Co. Ind. Devel. Auth.

Ellen Memorial Health Care Ctr. Honesdale, Inc. gtd. rev. A

Wayne Highlands S.D.

Bonds dtd. 2-1-91 (FGIC) Aaa

Bonds dtd. 3-1-92 (FGIC) Aaa

Series '93A & B, dtd. 5-1-93 (FGIC) Aaa

Wayne-Pike Jt. S.A.

Revenue ref. dtd. 5-1-76 & 5-15-78 (MBIA) Aaa

Waynesboro Area S.D.

Bonds dtd. 3-1-89 (MBIA Corp.) Aaa

Bonds dtd. 3-15-93 (MBIA Corp.) Aaa

Bonds dtd. 5-15-84 (MBIA) Aaa

Waynesboro Boro. Auth.

Bonds dtd. 1-15-94 (MBIA Corp.) Aaa

Gtd. water rev. dtd. 3-15-92 (MBIA Corp.) Aaa

Wearthery Area S.D.

Bonds dtd. 4-1-90 (MBIA Corp.) Aaa

Bonds dtd. 4-1-93 (MBIA Corp.) Aaa

Series '89 (MBIA Corp.) Aaa

Wormersville Munic. Auth.

Gtd. sewer rev. (ref.) Baa

Gtd. water rev. (ref.) Baa

West Allegheny S.D.

Bonds dtd. 3-1-77 & 3-1-84 (MBIA) Aaa

Bonds dtd. 2-1-91 (AMBAC) Aaa

Bonds dtd. 5-1-93 (FGIC) Aaa

Bonds dtd. 7-1-92 (AMBAC) Aaa

Bonds dtd. 8-1-90 (AMBAC) Aaa

West Branch Area S.D.

Bonds dtd. 2-15-93 (MBIA Corp.) Aaa

West Chester (Borough)

Bonds dtd. 10-1-93 (FGIC) Aaa

Bonds dtd. 12-15-89 (AMBAC) Aaa

Gtd. parking sewer & G.O. dtd. 4-16-92 (FGIC) Aaa

Gtd. sewer rev. Bonds dtd. 2-1-91 (MBIA Corp.) Aaa

Bonds dtd. 5-1-93 (FGIC) Aaa

West Chester Area S.A.

Bonds dtd. 11-1-77, 6-1-77 & 3-1-72 (escrowed to maturity) Aaa

West Chester Area Munic. Auth.

Bonds dtd. 8-1-85 & 1-1-86 Aaa

Water rev. Bonds dtd. 11-15-93 (FGIC) Aaa

West Chester Area Munic. Auth. (cont'd)

Bonds dtd. 9-1-82 (MBIA Corp.) Aaa

West Chester Area S.D.

Bonds dtd. 3-2-83 Aaa

West Donegal Twp.

Bonds dtd. 5-1-92 (FGIC) Aaa

West Goshen Sewer Auth.

Bonds dtd. 3-1-81 & 4-1-78 (escrowed to maturity) A1

Gtd. sewer rev. A1

West Greens S.D.

Refunding dtd. 8-1-83 (AMBAC) Aaa

Refunding dtd. 9-1-86 (AMBAC) Aaa

West Grove Boro. Auth.

Gtd. sew. rev. Bonds dtd. 10-15-87 (MBIA Corp.) Aaa

Bonds dtd. 9-1-92 (MBIA Corp.) Aaa

West Jefferson Hsh. S.D.

Bonds dtd. 11-15-86 (MBIA) Aaa

Bonds dtd. 4-1-83 (MBIA) Aaa

Bonds dtd. 7-1-81 (FGIC) Aaa

Bonds dtd. 7-15-92 (FGIC) Aaa

Bonds dtd. 9-1-83 (FGIC) Aaa

Series '91A & B, dtd. 11-1-91 (FGIC) Aaa

West Manchester Twp. Sew. Auth. (form. Shiloh)

Gtd. sewer rev. A

Bonds dtd. 10-15-92 (MBIA Corp.) Aaa

West Middletown Area S.D.

Bonds dtd. 12-15-93 (MBIA Corp.) Aaa

Bonds dtd. 5-15-94 (FGIC) Aaa

West Mifflin (Boro.)

Bonds dtd. 4-3-80 (AMBAC) Aaa

West Mifflin Area S.D.

G.O. dtd. 3-15-92, due 2-15-98-04 (escrowed to 2-15-97) Aaa

Series '88, dtd. 5-29-86 (AMBAC) Aaa

Series '89, dtd. 6-2-86, due 9-1-95 (ins. met. 3-1-95) Aaa

Series '93A & B, dtd. 7-15-93 (AMBAC) Aaa

West Norrton Twp. Munic. Auth.

Project rev. sec. 72 A

West Perry S.D.

Bonds dtd. 12-15-88 (MBIA Corp.) Aaa

Bonds dtd. 2-15-94 (Capital Guaranty) Aaa

G.O. dtd. 8-15-85 (escrowed to maturity) Aaa

Series '89 (ins. met. 10-1-88) (FGIC) Aaa

Series '90 (FGIC) Aaa

Series '91A & AA, dtd. 5-1-91 (FGIC) Aaa

Series A, dtd. 7-1-92 (MBIA Corp.) Aaa

Series AA, dtd. 7-1-92 (AMBAC) Aaa

West Pottsgrove Twp.

Guaranteed rev. Bonds dtd. 2-25-89 (FGIC) Aaa

West Shore Area Hshp. Auth.

Health care rev. (The United Methodist Homes for the Aging-Berwyn Village Proj.) ser. '91 (LOC-Bank of Scotland, expiring 6-1-96, or earlier termination w/LOC) A1

Holy Spirit Home of the Sisters of Christian Charity hosp. rev. Bonds dtd. 6-15-87 (MBIA Corp.) Aaa

Ref. dtd. 3-15-85 (MBIA) Aaa

West Shore S.D.

Bonds dtd. 5-15-86, due 2-15-91-95 Aaa

Bonds dtd. 7-1-90 (MBIA Corp.) Aaa

Bonds dtd. 8-15-91 (FGIC) Aaa

Series '91A, dtd. 11-15-91 (FGIC) Aaa

Series '93A & AA, dtd. 6-15-93 (FGIC) Aaa

Series '93AAA, dtd. 12-15-93 (AMBAC) Aaa

Special oblig. dtd. 8-16-78 (escrowed to maturity) Aaa

West Shore Sr. H.S.A. (escrowed to maturity) A

West View Boro. Munic. Auth.

Special obligation Series '84A, dtd. 7-1-84 (escrowed to maturity) Aaa

Series '85A, dtd. 11-1-85 (escrowed to maturity) Aaa

Suburban areas str. rev. dtd. 9-15-82 (MBIA) Aaa

Water rev. Baa

Bonds dtd. 11-1-85 (FGIC) Aaa

Bonds dtd. 4-1-78 (escrowed to maturity) A

Bonds dtd. 7-1-84 (MBIA) Aaa

Series '86 (FGIC) Aaa

West Whiteland Munic. Auth.

Gtd. sewer rev. dtd. 3-15-77 (escrowed to maturity) Aaa

Gtd. water rev. ser. '81 (escrowed to maturity) Aaa

West Whiteland Twp.

Special oblig. dtd. 8-1-85 (escrowed to maturity) Aaa

West York Area S.D.

Bonds dtd. 4-15-91 (FGIC) Aaa

Bonds dtd. 4-15-93 (FGIC) Aaa

Western Area Bancorp. S.A. Baa1

Western Berks Water Auth.

Water rev. Bonds dtd. 6-15-91 (Capital Guaranty) Aaa

Bonds dtd. 8-15-93 (AMBAC) Aaa

Western Montgomery Co. Area Voc.-Tech. Schol. A

Western Wayne S.D.

Bonds dtd. 10-1-80, 12-15-82 & 6-1-82 (MBIA) Aaa

Bonds dtd. 12-1-85 (MBIA) Aaa

Bonds dtd. 3-1-83 (AMBAC) Aaa

Series '89 (MBIA Corp.) Aaa

Series '90A & B, dtd. 2-1-92 (AMBAC) Aaa

Westmont Hilltop S.R.A. A

Westmont Hilltop S.D.

Bonds dtd. 3-15-94 (FGIC) Aaa

Westmoreland County

Bonds dtd. 1-1-82 (AMBAC) Aaa

Bonds dtd. 2-15-94 (AMBAC) Aaa

Bonds dtd. 5-1-91 (AMBAC) Aaa

Series '88 (MBIA Corp.) Aaa

Series '93A & B, dtd. 3-1-93 (FGIC) Aaa

Series '93C, dtd. 3-1-93 (MBIA Corp.) Aaa

Series '93D, dtd. 3-1-93 (MBIA Corp.) Aaa

Series '93E, dtd. 4-15-93 (AMBAC) Aaa

Series '93F & G, dtd. 9-1-93 (FGIC) Aaa

Westmoreland Co. Airport Auth.

Gtd. airport rev. Bonds dtd. 8-15-93 (AMBAC) Aaa

Westmoreland Co. Comm. Coll. Auth.

Rev. ref. dtd. 3-15-77 (MBIA) Aaa

Westmoreland Co. Hsg. Auth.

First mgt. gtd. rev. dtd. 9-1-78 (MBIA) Aaa

Westmoreland Co. Ind. Devel. Auth.

Citizens General Hosp. rev. A

Hospital rev. (Westmoreland Health Sys. Proj.) Bonds dtd. 2-15-93 (AMBAC) Aaa

Series '92A, dtd. 12-15-92 (AMBAC) Aaa

Series '92B, dtd. 10-15-96 (AMBAC) Aaa

Laundry fac. lease rental rev. Baa

Westmoreland Co. Institutional Dist. Baa1

Westmoreland Co. Munic. Auth.

Marketplace Bonds dtd. 12-1-85 (FGIC) Aaa

Series '87, dtd. 6-15-87 (FGIC) Aaa

Series '88, dtd. 7-15-90 (MBIA Corp.) Aaa

Series '90M, dtd. 7-15-90 (MBIA Corp.) Aaa

Series '90N, dtd. 7-15-90 (MBIA Corp.) Aaa

Series '92Q, dtd. 6-15-92 (MBIA Corp.) Aaa

Series '92P, dtd. 6-15-92 (MBIA Corp.) Aaa

Series '93A, B & C, dtd. 10-1-93 (FGIC) Aaa

Special oblig. dtd. 12-1-85 (escrowed to maturity) Aaa

Water rev. sec. J.C.C. dtd. 7-1-86; D, dtd. 4-1-88; E, dtd. 10-1-88; H, dtd. 1-1-72; I, dtd. 8-1-80 & sub. str. rev. sec. B (escrowed to maturity) Aaa

Westmoreland Housing Devel. Corp.

Multifamily strg. rev. (FHA ins. mgt. loan) ser. '86A Aa

Westmoreland Interim Unit 7 Educational fac. rev. dtd. 12-15-90 (AMBAC) Aaa

Westmoreland Intermediate Unit Educational fac. rev. Bonds dtd. 9-1-93 (AMBAC) Aaa

Whitaker (Borough) A

Bonds dtd. 11-15-92 (MBIA Corp.) Aaa

Whitaker Capay S.A. A1

Whitaker Capay S.D. Aaa

Bonds dtd. 12-1-93 (FGIC) Aaa

Whitaker Twp. A

Bonds dtd. 10-15-87 (MBIA Corp.) Aaa

Bonds dtd. 12-1-91 (MBIA Corp.) Aaa

Bonds dtd. 3-15-93 (MBIA Corp.) Aaa

Bonds dtd. 5-1-83 (MBIA) Aaa

Bonds dtd. 8-1-89, due 6-1-93-09 (escrowed to 8-1-94) Aaa

Wilkes-Barre

Bonds dtd. 12-15-91 (AMBAC) Aaa

Bonds dtd. 9-1-93 (AMBAC) Aaa

Wilkes-Barre Area S.D.

Bonds dtd. 2-1-78, 10-1-76 & 5-15-73 (escrowed to maturity) Aaa

Bonds dtd. 5-1-81 (AMBAC) Aaa

Wilkes-Barre Gen. Munic. Auth.

Gtd. college rev. Luzerne Co. Comm. Coll. dtd. 7-15-87 (AMBAC) Aaa

Lease rental rev. Aaa

Wilkes-Barre Parking Auth. Aaa

Lease rental rev. Baa

Wilkes-Barre Twp. Baa

Bonds dtd. 8-15-86 (MBIA) Aaa

Wilkes Twp.

Bonds dtd. 4-15-86 (AMBAC) Aaa

Bonds dtd. 6-15-94 (AMBAC) Aaa

Wilkesburg (Borough) A

Wilkesburg Boro. S.D.

Series '88-1, '88-2, dtd. 8-15-88 (MBIA Corp.) Aaa

Wilkesburg-Penn. Jt. Wtr. Auth.

Water rev. Bonds dtd. 6-15-92 (AMBAC) Aaa

Bonds dtd. 8-15-86 (MBIA) Aaa

Series '93A & B, dtd. 9-15-93 (FGIC) Aaa

William Penn S.D.

Bonds dtd. 1-15-88 (MBIA Corp.) Aaa

Bonds dtd. 7-15-85 (MBIA) Aaa

Series '85A, dtd. 9-1-85 (MBIA) Aaa

Series '80 & '81 (escrowed to maturity) A

William Penn S.D.A. A

Series '77 Aaa

Williams Valley S.D.

Bonds dtd. 10-1-79 (MBIA) Aaa

Bonds dtd. 3-1-93 (MBIA Corp.) Aaa

Bonds dtd. 6-1-91 (MBIA Corp.) Aaa

Series '89 (MBIA Corp.) Aaa

Williamsport Aaa

Williamsport Area Comm. Coll. Bldg. Auth. Lease rental rev. A

Williamsport Area Jt. S.A.

Revenue ref. dtd. 5-1-78 (MBIA) Aaa

School rev. ser. '69 & '73 (escrowed to maturity) Aaa

Special oblig. dtd. 8-1-78 (escrowed to maturity) Aaa

Williamsport Area S.D.

Bonds dtd. 12-1-91 (AMBAC) Aaa

Bonds dtd. 2-1-85 (MBIA) Aaa

Bonds dtd. 4-1-80 (MBIA) Aaa

Bonds dtd. 5-1-91 (MBIA Corp.) Aaa

Bonds dtd. 6-15-93 (AMBAC) Aaa

Bonds dtd. 8-15-92 (MBIA Corp.) Aaa

Series '85B, dtd. 8-15-85 (ins. met. 1991-07) (FGIC) Aaa

Williamsport Munic. Auth.

Gtd. lease rev. ser. '78 A

Williamsport Hosp. gross rev. dtd. 8-1-72 (escrowed to 8-1-98) Aaa

Williamsport Munic. Water Auth.

Water rev. Baa1

Bonds dtd. 6-15-93 (FGIC) Aaa

Series '90 (FGIC) Aaa

Williamsport Sanitary Auth.

Sewer rev. Bonds dtd. 6-15-93 (FGIC) Aaa

Wilkesboro Munic. Util. Auth.

Water & sew. rev. Series '94E, dtd. 2-1-94 (FGIC) Aaa

Williston Twp. A1

Williston Twp. Munic. Auth.

Gtd. sewer rev. Series '77 A

Wilmington Area S.D.

Bonds dtd. 2-1-91 (MBIA Corp.) Aaa

Bonds dtd. 4-1-93 (MBIA Corp.) Aaa

Series '89 (MBIA Corp.) Aaa

Wilson Area S.D.A. A

Lease rental A

Wilson Boro. Area S.D.

Bonds dtd. 8-15-93 (FGIC) Aaa

Wilson Jt. S.A. (Berks Co.) Aaa

School rev. ser. '72 (escrowed to maturity) Aaa

Wilson S.D.

Bonds dtd. 12-15-90 (AMBAC) Aaa

Bonds dtd. 3-1-93 (AMBAC) Aaa

Bonds dtd. 3-15-91 (FGIC) Aaa

Bonds dtd. 9-1-90 (AMBAC) Aaa

G.O. ref. dtd. 12-15-83 & 6-15-84 (MBIA) Aaa

Series '91, dtd. 12-1-90 (AMBAC) Aaa

Series '92A, dtd. 6-1-92 (AMBAC) Aaa

Series '92B, dtd. 6-1-92 (AMBAC) Aaa

Windber Area S.D.

Bonds dtd. 12-15-91 (MBIA Corp.) Aaa

Bonds dtd. 2-1-92 (AMBAC) Aaa

Bonds dtd. 9-1-93 (MBIA Corp.) Aaa

Wisshackon S.D. Aa

Bonds dtd. 4-11-90 (escrowed to 5-15-00) A

Bonds dtd. 6-15-83 (escrowed to maturity) Aaa

Series '73, '74, '74 (2nd ser.), '78 & '80 (escrowed to maturity) Aaa

Woodland Hills S.D.

Bonds dtd. 10-15-92 (FGIC) Aaa

Bonds dtd. 12-1-82 (MBIA) Aaa

Bonds dtd. 12-1-85 (FGIC) Aaa

Wrightsville Boro. Munic. Auth.

Gtd. water rev. Bonds dtd. 12-1-89 (Capital Guaranty) Aaa

Wyoming Co. Hosp. Auth.

Tyler Mem. Hosp. County gtd. health rev. dtd. 10-1-87 (AMBAC) Aaa

Wyoming Co. Ind. Devel. Auth. (Carpenter Care Ctr., Inc.) Baa

Wyoming Valley Sanitary Auth. Sewer rev. Bonds dtd. 1-15-89 (BND) Aaa

Bonds dtd. 11-15-85 (BND) Aaa

Bonds dtd. 12-1-93 (FSA) Aaa

NOTE: For footnotes see page 426. Moody's ratings are subject to change. Because of the possible time lapse between Moody's assignment or change of a rating and your use of this monthly publication, we suggest you verify the current rating of any security in which you are interested. For numbered abbreviations, see page 5.

Table listing municipal bonds for Pennsylvania. Includes Wyoming Valley West S.D., Wyoming Area S.D., York City S.D., York Co. Hospital, and various county and city bonds. Columns include issuer, maturity, and rating.

PUERTO RICO

Table listing municipal bonds for Puerto Rico. Includes Commonwealth bonds, Puerto Rico Dept. of Health, and various utility and infrastructure bonds. Columns include issuer, maturity, and rating.

Table listing municipal bonds for Puerto Rico. Includes Commonwealth bonds, Puerto Rico Dept. of Health, and various utility and infrastructure bonds. Columns include issuer, maturity, and rating.

Table listing municipal bonds for Puerto Rico. Includes Commonwealth bonds, Puerto Rico Dept. of Health, and various utility and infrastructure bonds. Columns include issuer, maturity, and rating.

Table listing municipal bonds for Puerto Rico. Includes Commonwealth bonds, Puerto Rico Dept. of Health, and various utility and infrastructure bonds. Columns include issuer, maturity, and rating.

NOTE: For footnotes see page 426. Moody's rating subject to change. Because of the possible time lapse between Moody's assignment or change of a rating and your use of this monthly

VOL. 2

# MOODY'S®

## MUNICIPAL & GOVERNMENT MANUAL

DANNY A. ZOTTOLI, JR., *Publisher*  
HOWARD G. KIEDAISCH, *Managing Director*  
FRANK R. PLATAROTE, *Director—Production*  
JOSEPH J. NESTO, *Director—Financial Information Services*

ROBERT P. HANSON, *Editor-in-Chief*

MARYROSE CAROSIA, *Associate Director*

DANIEL ARCHILLA, *Managing Editor*

### *Editorial Staff*

SERGE CAMEAU  
ANGELICA R. CARROLL  
ERIC CICENIA  
JOHN J. IERACI  
THOMAS J. McDONALD  
CAROL MANGIN  
FAY SANDERS

EARL STEPHENS  
ALBERTO VASQUEZ  
CHARLOT VOLNY  
THOMAS M. WECERA  
SALLY YOUNG  
MARK L. ZWIEBACK


### *Data Compilation Staff*

KEN ALLEYNE  
ROSA CHERENA-PARDO  
KEITH DALEY  
JUNE DE GROOT  
MARA FELDBEYN  
MARAT GOKHBERG

RUTH HAFHEY  
ISAAC HARDOON  
BERYL LEWIS  
IDA MYERS  
MARK MARTIN  
ROBERT PEPITONE

JOSARENE PRIMUS  
NAZARIA QUEZADA  
JUAN SALGADO  
CARROLL STEPHEN  
JOSEPH WASSON

## Moody's Investors Service

 a company of  
The Dun & Bradstreet Corporation

SEE FOLLOWING PAGE FOR COMPLETE LIST OF OFFICES

Copyright © 1993 by  
MOODY'S INVESTORS SERVICE, INC. New York  
All rights reserved.

EZRA LEHMAN MEMORIAL LIBRARY  
SHIPPENSBURG UNIVERSITY  
SHIPPENSBURG, PENNSYLVANIA

DATA ANALYZED BY: Jacqueline Ziebert, DDLP-XA, DSN 570-8456, 31 Aug 94

Purpose — Proceeds will be used for the refunding of the Series 1983 bonds and pay the costs of issuance.  
 Offered — (\$4,845,000) On May 7, 1985 by a group headed by Russell, Rea & Zappala, Inc.; were reoffered at 100.

**Refunded Bonds**

**Series 1983:** Rating — Aaa (MBIA)  
 Issued — \$6,845,000.  
 Dated — Sept. 14, 1983; due — Ser. to Dec. 1, 2007.  
 Interest — J&D 1 (year & interest rate):  
 Year % Year % Year %  
 1992 8.50 1997 10.15 1998-07 10.75  
 Security — Secured by escrowed U.S. Gov't securities pursuant to 1983 refunding. Bonds to be paid as due.  
 Insurance — Insured as to principal and interest by Municipal Bond Insurance Association.

**Series 1977:** Rating — Aaa (MBIA)  
 Issued — \$4,295,000.  
 Dated — May 1, 1977; due — Dec. 1, 1977-91, 1996 & 2001.  
 Interest — J&D 1 (year & interest rate):  
 Year % Year % Year %  
 1996 5.90 2001 6.00  
 Paying Agent — First National Bank and Trust Co., Washington.  
 Callable — As a whole at any time or in part inversely and by lot within a maturity on any interest date beginning Dec. 1, 1987 at 100.  
 Sinking Fund — In part by lot in minimum mandatory amounts each Dec. 1 as follows (\$300 omitted):

1996 Bonds:	1992	190	1993	205	1994	210
	1995	230	1996	240		
2001 Bonds:	1997	250	1998	270	1999	285
	2000	305	2001	220		

Security — Secured by escrowed U.S. Gov't securities from proceeds of bonds issued by Central Greene School Authority. Bonds to be paid to maturity.  
 Insurance — Insured as to principal and interest by Municipal Bond Insurance Association.  
 Purpose — Proceeds for the purchase and escrow of U.S. Government securities, with \$2,230,000 sp. oblig. bonds (payable from investment income) which will provide debt service on the ser. 1976 bonds, and provide for their redemption on Dec. 1, 1986.  
 Offered — (\$4,295,000) Were reoffered at 100.

**CENTRE COUNTY**

Population: 1980, 112,760.  
 Bonded Debt, Jan. 1, 1990 (\$800):  
 General obligations ..... 4,720

**GENERAL OBLIGATIONS**

**Series 1982:** Rating — Aaa (AMBAC)  
 Issued & Outstanding — \$5,465,000.  
 Dated — Apr. 1, 1992; due — Jan. 1, 1993-05.  
 Interest — J&J 1 (year & interest rate):  
 Year % Year % Year %  
 1993 3.60 1994 4.05 1995 4.55  
 1996 4.95 1997 5.20 1998 5.50  
 1999 5.65 2000 5.85 2001 6.05  
 2002 6.15 2003 6.25 2004 6.35  
 2005 6.45  
 Insurance — Insured as to principal and interest by AMBAC Indemnity Corp.

**Series 1980:** Rating — Aaa (AMBAC)  
 Issued & Outstanding — \$4,720,000.  
 Dated — Jan. 1, 1990; due — Jan. 1, 1991-02.  
 Interest — J&J 1 (year & interest rate):  
 Year % Year % Year %  
 1992 5.90 1993 6.00 1994 6.10  
 1995 6.20 1996 6.25 1997 6.35  
 1998 6.45 1999 6.50 2000 6.55  
 2001 6.60 2002 6.65  
 Paying Agent — Peoples National Bank of Central Pennsylvania, State College.  
 Callable — In whole or in part on any interest date beginning Jan. 1, 1995 at 100.  
 Insurance — Insured as to principal and interest by AMBAC Indemnity Corp.  
 Offered — (\$4,720,000) On Jan. 12, 1990, thru Shearson Lehman Hutton Inc., were reoffered at 100.

**CENTRE COUNTY HIGHER EDUCATION FACILITIES AUTHORITY**  
 Located in Centre County.

Project Revenue (Pennsylvania State University/Centre Medical Science Building Project), Series 1983-A:  
 Rating — Aaa (MBIA Corp.)  
 ISSUED — \$9,975,000.  
 DATED — Oct. 22, 1992.  
 DUE — Apr. 1, 2005-18.  
 INSURANCE — Insured as to principal and interest by Municipal Bond Investors Assurance Corp.  
 OTHER DETAILS — Not reported.

Project Revenue (Pennsylvania State University/Centre Medical Science Building Project), Series 1983-A:  
 Rating — Aaa (MBIA Corp.)  
 ISSUED — \$5,322,370.  
 DATED — Oct. 22, 1992.  
 DUE — Apr. 1, 2005-18.  
 INSURANCE — Insured as to principal and interest by Municipal Bond Investors Assurance Corp.  
 OTHER DETAILS — Not reported.

**CENTRE COUNTY HOSPITAL AUTHORITY**

Incorporated on Dec. 21, 1967 under the Municipality Authorities Act of 1945. The Authority is authorized by law to borrow money, to make and issue negotiable bonds and to secure the payment of such bonds, for the purpose of enabling it to acquire, construct, maintain and lease facilities to be devoted to hospital purposes.  
 Chairman: Russell Stover.  
 Office: State College, PA 16803.  
 Bonded Debt, June 30 (\$800):

Revenue bonds .....	1988	1987
	9,540	9,780

**REVENUE BONDS**

Hospital Revenue (Centre Community Hospital), Series 1978:  
 Rating — Baa1  
 ISSUED — \$6,935,000; outside, June 30, 1988, \$5,485,000.  
 DATED — June 15, 1979.  
 DUE — Ser. to July 1, 2011.  
 DENOMINATION — Registered \$5,000 and multiples thereof.  
 INTEREST — J&J 1 (according to maturity — \$800 omitted):  
 Year % Year % Year %  
 1991 4.90 1994 7.00 2007 7.125  
 2011 6.25  
 CALLABLE — Beginning July 1, 1989 to June 30, 1990, 102; 1991, 101; thereafter 100.  
 SECURITY — Secured by and payable from receipts and revenues derived by Authority under sublease of Hospital.

Hospital Revenue, Series 1978:  
 Rating — Baa1  
 OUTSTANDING — June 30, 1988, \$3,055,000.  
 DUE — Ser. to July 1, 1999.  
 INTEREST — J&J 1 (year & interest rate):  
 Year %  
 1999 7.00  
 CALLABLE — Beginning July 1, 1987 to each June 30, 1988, 102; 1989, 101; thereafter, 100.  
 SINKING FUND — In part by lot in minimum mandatory amounts each July 1 as follows (\$800 omitted):  
 1993 220 1994 230 1995 250  
 1996 270 1997 285 1998 305  
 SECURITY — Secured by and payable from receipts and revenues derived by Authority under sublease of Hospital.  
 PURPOSE — Proceeds to refund the series 1974 bonds and pay the costs of issuance.

Special Obligation (Centre Community Hosp.), Series 1978:  
 Rating — Aaa (Refunded)  
 ISSUED — \$4,435,000; outside, June 30, 1988, \$1,185,000.  
 DATED — Jan. 1, 1978.  
 DUE — Ser. to July 1, 1999.  
 DENOMINATION — Registered \$5,000 and multiples thereof.  
 INTEREST — J&J 1 (according to maturity — \$800 omitted):  
 Year %  
 1999 5.30  
 SECURITY — Secured by escrowed U.S. Gov't securities. Bonds to be paid as due.  
 PURPOSE — Proceeds to refund series 1974 bonds and pay the costs of issuance.

Hospital Revenue, Series 1974:  
 Rating — Aaa (Refunded)  
 ISSUED — \$4,450,000; outside, June 30, 1988, \$3,055,000.  
 DUE — Ser. to July 1, 1999.  
 DENOMINATION — Registered \$5,000 and multiples thereof.  
 INTEREST — 6.75% on each J&J 1 to maturity.  
 CALLABLE — As a whole at any time or in part on any interest date beginning July 1, 1984 at 100.  
 SINKING FUND — In part by lot in minimum mandatory amounts each July 1 as follows (\$800 omitted):  
 1993 220 1994 230 1995 250  
 1996 265 1997 285 1998 300  
 1999 300  
 SECURITY — Secured by escrowed U.S. Gov't securities pursuant to 1978 refunding. Bonds to be paid as due.

**CHAMBERSBURG (BOROUGH)**

A Borough located in Franklin County. Area, 6.25 sq. miles.  
 Borough owns and operates gas system and electric light and power system, also operates water system under lease from Chambersburg Municipal Authority.

Population: 1980, 16,114; 1970, 17,315.

Bonded Debt, Dec. 31 (\$800):

General obligations .....	1988	1987
Revenue Bonds:	1,450	1,580
Electric .....	165	263
Water .....	4,725	4,985
Total .....	6,340	6,310

**GENERAL OBLIGATIONS**

**Series 1972:** Rating — A1  
 Issued — \$1,930,000; outside, Dec. 31, 1988, \$1,050,000.  
 Dated — May 15, 1973; due — May 15, 1974-98.  
 Interest — M&N 15 (year & interest rate):  
 Year % Year %  
 1992-93 5.20 1994-95 5.25 1996-98 5.30  
 Callable — Beginning May 15, 1978 at 100.  
 Offered — (\$1,930,000) On May 15, 1973, thru C.C. Collings and Company Inc., were reoffered at 100.

**Series 1988:** Rating — A1  
 Outstanding — Dec. 31, 1988, \$400,000.  
 Dated — Oct. 1, 1968; due — Ser. to May 15, 1988.  
 Interest — M&N 15 (year & interest rate):  
 Year %  
 1992-93 4.45 1994-96 5.00  
 Callable — In whole or in part inversely, on any interest date beginning Oct. 1, 1987 at 100.

**REVENUE BONDS**

Water Revenue, Series 1988:  
 OUTSTANDING — Dec. 31, 1988, \$2,885,000.  
 DATED — Oct. 1, 1968.  
 DUE — Ser. to Jan. 1, 2009.  
 DENOMINATION — Registered \$5,000 and multiples thereof.  
 INTEREST — J&J 1 (according to maturity — \$800 omitted):  
 Year % Year %  
 1992-94 5.25 2009 5.50  
 OTHER DETAILS — Not reported.

Water Revenue, Series 1987:  
 OUTSTANDING — Dec. 31, 1988, \$1,840,000.  
 DATED — Mar. 15, 1967.  
 DUE — Ser. to Jan. 1, 2002.  
 DENOMINATION — Registered \$5,000 and multiples thereof.  
 INTEREST — J&J 1 (according to maturity — \$800 omitted):  
 Year %  
 2002 5.60  
 OTHER DETAILS — Not reported.

**CHAMBERSBURG AREA SCHOOL DISTRICT**

Located in Franklin County, the District includes the Townships of Greene, Hamilton, Lerkenny and Lurgan and a portion of Galburt Township. Area, 6.6 sq. miles.  
 Enrollment: 1990-91, 919; population, 1980 (est.), 16,174.

Bonded Debt, June 30 (\$800):  
 General obligations ..... 5,000 5,000

**GENERAL OBLIGATIONS**

**Series 1980:** Rating — A1  
 Issued & Outstanding — \$5,000,000.  
 Dated — Dec. 15, 1980; due — Mar. 1, 1992-01.  
 Interest — M&S 1 (year & interest rate):  
 Year % Year % Year %  
 1993 5.55 1994 5.65 1995 6.15  
 1996 6.85 1997 6.00 1998 6.20  
 1999 6.30 2000 6.45 2001 6.55  
 Paying Agent/Registrar — Valley Bank and Trust Company, Chambersburg.  
 Callable — In whole or in part on any interest date beginning Sept. 1, 1995 at 100.  
 Offered — (\$5,000,000) On Dec. 5, 1980, thru Butcher & Singer Inc., were reoffered at 100.

**Series 1988:** Rating — A1  
 Issued & Outstanding — \$5,000,000.  
 Dated — Apr. 1, 1989; due — Oct. 1, 1991-04 & 2009.  
 Interest — A&O 1 (year & interest rate):  
 Year % Year % Year %  
 1993 6.65 1994 6.70 1995 6.75  
 1996 6.85 1997 6.90 1998 7.00  
 1999 7.05 2000 7.15 2001 7.20  
 2002 7.25 2003 7.30 2004 7.35  
 2009 7.50  
 Trustee/Paying Agent — Valley Bank and Trust Co., Chambersburg.  
 Callable — In whole or in part as any time beginning Apr. 1, 1994 at 100.  
 Sinking Fund — In part by lot in minimum mandatory amounts each Apr. 1 as follows (\$800 omitted):  
 2005 345 2006 370 2007 380  
 2008 430 2009 460





Insured as to principal and interest by Municipal Bond Insurance Association.

Bonds are dated Nov. 14, 1985.

Registered: Union National Bank of Pittsburgh, Pittsburgh.

Table with columns: Year, % Year, % Year, % Year. Rows for years 1992-1996 and 4/1/03.

1994, 102; 1995, 101; thereafter at 100. Subject to sinking fund in part by lot in minimum mandatory amounts each A&O as follows (\$000 omitted):

Table with columns: Bond Date, Amount, Bond Date, Amount, Bond Date, Amount. Rows for various bond dates from 4/1/01 to 4/1/09.

Proceeds will be used to refund G.O. Bonds dated Apr. 1, 1980.

Insured as to principal and interest by Municipal Bond Insurance Association.

RATING: Bds. dtd. 4-1-80(MBIA) Aaa Bds. dtd. 11-15-85 (MBIA) Aaa

Interest Paid: As follows: Union National Bank of Pittsburgh, Pittsburgh. Others at Mellon Bank, N.A. Pittsburgh.

Main table listing municipalities with columns: Name of Municipality, Rating, County or Seat, Population, Assessed Value (Year 1987, Amount \$5,908,000), Gross Debt (Date, Amount).



✓  
Ref. HN 60 .B69 1989  
Boyer, Rick.  
Places rated almanac

VIII.C

# PLACES RATED a·l·m·a·n·a·c

**Your Guide to Finding the  
Best Places to Live in  
America**

*Ref.  
HN  
60  
.B69  
1989*

**RICHARD BOYER & DAVID SAVAGEAU**

Prentice Hall  
New York

Data Analyzed by: Jacqueline Ziebert, DDLP-XA, DSN 570-8456, 31 Aug 94

EZRA LEHMAN MEMORIAL LIBRARY  
SHIPPENSBURG UNIVERSITY  
SHIPPENSBURG, PENNSYLVANIA

### Acknowledgements

This revision of *Places Rated Almanac* could not have been written but for the help we've gotten from scores of people in government and with private organizations, many of whom we've come to know personally over the years. Many of the improvements in this thoroughly updated and revised edition were originally suggested by them.

We are especially indebted to Karen Katz, our editor at Prentice Hall, for her energy and enthusiasm every step of the way. Not only did she endure everything the authors endured, she also endured the authors.

For their insights and criticisms, for generous use of their data, or for their help in completing the manuscript, we specifically thank Rick Becker, Joe Beditz, Tom Bowman, Cindy Carson, Lisa Clyde, Jack DuSatko, Dick Forstall, Bob Garrett, Rory Gillespie, George Giuliani, Martin Holdrich, John Hood, Clair Jensen, Geoff Loftus, Susan Messer, M. Ronald Minge, Ian Nielsen, David Sawicki, Howard Stambler, Tim Sullivan, Henry Tom, and Allan Wilks.

Finally, special thanks are due Woods & Poole Economics, Inc., of Washington, DC, for their population, income, and employment forecasts for each of the metro areas. The use of this information, and the conclusions drawn from it, are solely the responsibility of the authors.

### Publisher's Note







This book contains information gathered from many sources. It is published for general reference and not as a substitute for independent verification by users when circumstances warrant. Although care and diligence have been used in its preparation, the Publisher does not guarantee the accuracy of the information. The interpretation of the data and the views expressed are the authors' and not necessarily those of Prentice Hall.

Copyright © 1989 by Simon & Schuster, Inc.  
All rights reserved. No part of this publication may be reproduced, stored in a retrieval system, or transmitted, in any form or by any means, electronic, mechanical, photocopying, recording, or otherwise, without the prior written permission of the Publisher.

Published by Prentice Hall Travel  
A division of Simon & Schuster, Inc.  
15 Columbus Circle  
New York, NY 10023

Printed in the United States of America  
Library of Congress Catalog Card No.: 89-22971



Metro Area	 Daily Commute	 Public Transportation	 Freeway Traffic	 Interstate Highways	 Air Service	 Amtrak Service	Places Rated Score	Places Rated Rank
Fort Wayne, IN	40.3 min	52 city buses Seat miles/capita: 1.46	Light	I-69	Small hub Fort Wayne Municipal-Baer Field (FWA) 9 airlines, 56 flights/day	4 trains/day	5,572	84
Fort Worth-Arlington, TX	48.4 min	100 city buses Seat miles/capita: 0.68	Heavy	I-20 I-35W	Part of Dallas hub Dallas-Fort Worth Regional (DFW) 26 airlines, 971 flights/day	—	4,834	117
Fresno, CA	40.5 min	72 city buses Seat miles/capita: 1.45	Heavy	—	Small hub Fresno Air Terminal (FAT) 9 airlines, 107 flights/day	4 trains/day	4,580	132
Gadsden, AL	43.8 min	—	Light	I-59	Non-hub Gadsden Municipal (GAD) 1 airline, 4 flights/day	—	2,128	311
Gainesville, FL	41.1 min	30 city buses Seat miles/capita: 1.93	Moderate	I-75	Non-hub Gainesville Regional (GNV) 5 airlines, 18 flights/day	—	3,741	201
Galveston-Texas City, TX	48.2 min	7 city buses 1 ferry system Seat miles/capita: 0.23	Heavy	I-45	Part of Houston hub	—	3,136	252
Gary-Hammond, IN	49.7 min	121 city buses Seat miles/capita: 1.25	Heavy	I-65 I-80 I-94	Part of Chicago hub	4 trains/day	5,777	56
Glens Falls, NY	38.9 min	5 city buses Seat miles/capita: 0.65	Moderate	I-87	Nearest airport: Albany, 47 miles S	—	2,336	299
Grand Forks, ND	28.6 min	14 city buses Seat miles/capita: 1.77	Light	I-29	Non-hub Grand Forks International (GFK) 2 airlines, 11 flights/day	2 trains/day	6,272	37
Grand Rapids, MI	37.6 min	79 city buses Seat miles/capita: 1.40	Heavy	I-96	Small hub Kent County International (GRR) 11 airlines, 63 flights/day	—	3,804	215
Great Falls, MT	32.8 min	13 city buses Seat miles/capita: 1.53	Light	I-15	Small hub Great Falls International (GTF) 7 airlines, 30 flights/day	—	6,099	45
Greeley, CO	41.4 min	10 city buses Seat miles/capita: 1.07	Light	—	Nearest airport: Denver, 50 miles SW	—	1,839	324
Green Bay, WI	33.4 min	26 city buses Seat miles/capita: 1.21	Light	I-43	Small hub Austin-Straubel Field (GRB) 5 airlines, 38 flights/day	—	4,510	137
Greensboro-Winston-Salem-High Point, NC	40.5 min	71 city buses Seat miles/capita: 1.06	Heavy	I-40 I-85	Medium hub Greensboro Regional (GSO) Smith Reynolds (INT) 10 airlines, 85 flights/day	2 trains/day	4,292	155
Greenville-Spartanburg, SC	41.1 min	23 city buses Seat miles/capita: 0.46	Light	I-26 I-85	Small hub Greenville-Spartanburg (GSP) 8 airlines, 40 flights/day	2 trains/day	3,842	192
Hagerstown, MD	46.8 min	12 city buses Seat miles/capita: 1.21	Light	I-70 I-81	Non-hub Washington County Regional (HGR) 4 airlines, 10 flights/day	—	3,846	191
Hamilton-Middletown, OH	42.9 min	4 city buses Seat miles/capita: 0.14	Light	I-75	Part of Cincinnati hub	2 trains/day	3,478	226
Harrisburg-Lebanon-Carlisle, PA	41.1 min	60 city buses Seat miles/capita: 1.43	Moderate	I-76 I-81 I-93	Small hub Harrisburg International-Olmsted Field (MDT) 12 airlines, 78 flights/day	4 trains/day	6,224	43
Hartford, CT	44.4 min	224 city buses Seat miles/capita: 2.92	Heavy	I-84 I-85 I-91	Medium hub Bradley International (BDL) 17 airlines, 170 flights/day	12 trains/day	7,704	10
Hickory, NC	38.1 min	8 city buses Seat miles/capita: 0.86	Moderate	I-40	Non-hub Hickory Municipal (HKY) 2 airlines, 8 flights/day	—	2,781	275
Honolulu, HI	49.7 min	380 city buses Seat miles/capita: 4.34	Heavy	I-1	Large hub Honolulu International (HNL) 28 airlines, 388 flights/day	—	7,260	16
Louisiana-Thibodaux, LA	52.6 min	—	None	—	Nearest airport: New Orleans, 55 miles NE	—	1,118	333
Houston, TX	58.5 min	747 city buses Seat miles/capita: 2.37	Very heavy	I-10 I-45	Large hub William P. Hobby (HOU) Houston Intercontinental (IAH) 25 airlines, 552 flights/day	—	4,857	115

VIII: F

# AMERICAN TRADE SCHOOLS DIRECTORY

LIBRARY OF CONGRESS CATALOG NUMBER A 55165  
ISBN NO 0 87514 002 5

1991  
Kept up to date with monthly supplements

EDDNER PUBLICATIONS, INC.  
At Jericho, Long Island  
Jericho, NY 11753 U.S.A.

**DPPI**  
Part of the DPPI  
Member  
Directory  
Publishers  
Alliance

## INTRODUCTION

The **AMERICAN TRADE SCHOOLS DIRECTORY** is a loose-leaf directory of trade, technical and vocational schools located in the United States. It is designed for use by student counselors in high schools, colleges and universities, public libraries, training advisors of the Veterans Administration and by other public and private institutions called upon to give vocational guidance, as well as students or adults interested in vocational training and retraining.

## HOW TO USE THIS DIRECTORY

The **AMERICAN TRADE SCHOOLS** directory is organized alphabetically by state. All schools in each state are listed alphabetically by city and school name. These entries appear in the white pages for each state. In addition, all listings are indexed by occupational codes. These index pages are pink and appear for each state behind the appropriate white pages.

**SAMPLE LISTING: (white pages)**

Reference Number	School Name	Occupational Code(s)	Date of Establishment
SNELLVILLE	211. Vivation, Inc. 3450 Hwy. 78, 30278.	(404) 985-9112. [a, s]; (189).	1979
	Address with zipcode	Telephone	Contact Person
Codes for Accrediting and Approving Agencies and Descriptive Codes			

**SAMPLE LISTING: (pink pages)**

Occupational Code	Reference Number
Modeling (189)	10, 28, 31, 63, 89, 178, 210, 211, 222.
Occupation Name	

OCCUPATIONAL CODES

- 233 Real Estate
- 234 Recording
- 235 Reception & Tourism
- 236 Reconfiguration Tech.
- 238 Repairing Training
- 239 Retailing
- 240 Reversing (see Weaving)
- 241 Rolling (Body Therapy)
- 242 Reversing (see Weaving)
- 243 Saddlery (Manufacture & Repair)
- 244 Sailing (Advanced) Tech.
- 245 Sales Training
- 246 Secretarial
- 247 Secretarial (Executive)
- 248 Secretarial (Legal)
- 249 Sewing
- 250 Sewing (Cover)
- 251 Sewing Machine Repairing
- 252 Sheet Metal
- 253 Shoe Repairing
- 254 Shoe Repairing
- 255 Sign Painting
- 256 Signwriting
- 257 Sign Area Management
- 258 Sign Area Tech.
- 259 Slip Covering
- 260 Small Engine Repair
- 261 Social Work
- 262 Specializing
- 263 Stagnant
- 264 Steam Engineering
- 265 Stencil Marking Training
- 266 Stencil Marking
- 267 Surveying
- 268 Surveying
- 269 Switchboard (P.B.X.) & Receptionist
- 270 Tailoring
- 271 Tailoring
- 272 Tailoring Aide
- 273 Telecommunication Tech.
- 274 Television - Cable
- 275 Television Production
- 276 Television Tech.
- 277 Textile Tech.
- 278 Tile Setting
- 279 Time Study
- 280 Tool & Die Designing
- 281 Tool & Die Making
- 282 Tool Engineering Tech.
- 283 Tool Training
- 284 Trade, Technical & Industrial Training
- 285 Traffic Management
- 286 Translator
- 287 Travel Agent
- 288 Truck Driver Training
- 289 Turt Management
- 290 Typsetting (see Linotype Operating)
- 291 Unrapping
- 292 Upholstering
- 293 Veterinary Ass.
- 294 Video
- 295 Vinyl Repairing
- 296 Voin Making & Repairing
- 297 Vocational
- 298 Voice
- 299 Waiter/Waitress
- 300 Watchmaking & Repair
- 301 Water Treatment & Repair
- 302 Weaving (see Reversing)
- 303 Weaving
- 304 Wig Making & Styling
- 305 Window Display
- 306 Woodworking
- 307 Writing
- 308 X-Ray Tech.
- 309 Yacht & Boat Design
- 232 Hanger & Game Warden
- 231 Railroad (see also Communications)
- 230 Radio Tech.
- 229 Radio & T.V. Broadcasting
- 228 Radio
- 227 Quality Control
- 226 Puppetry
- 225 Processing & IBM Training)
- 224 Programming (see Computer Programming)
- 223 Precision Letter Press & Offset)
- 222 Printing (includes Letter Press & Offset)
- 221 Power Machine Operating
- 220 Police Science
- 219 Pottery
- 218 Pottery
- 217 Press Tech.
- 216 Press Tech.
- 215 Physical Therapy
- 214 Photo Offset (see Printing)
- 213 Photography
- 212 Petroleum Tech.
- 211 Pest Control
- 210 Pattern Making (Garments)
- 209 Parts & Recreation Tech.
- 208 Parakeet Training
- 207 Painting & Paper Hanging
- 206 Operative Ass.
- 205 Operating Room Tech.
- 204 Oil Field Tech.
- 203 Oil Burner Servicing
- 202 Oil Machine Repairing
- 201 Occupational Therapy Ass.
- 200 Nursing (Practical)
- 199 Nursing
- 198 Nurses Aide Training
- 197 Nursery School Ass.
- 196 Needle Trades
- 195 Navigation
- 194 Musical Instrument Repairing
- 193 Mountaineering
- 192 Motorcycle Mechanics
- 191 Model Training
- 190 Mortuary Science
- 189 Modeling
- 188 Mobile Home Park Management
- 187 Mining Tech.
- 186 Millwright Tech.
- 185 Millinery
- 184 Millinery
- 183 Midwifery (Nurse-Midwifery)
- 182 Medical Ultrasonnd (Sonography)
- 181 Medical Transcriber
- 180 Medical Secretarial
- 179 Medical Record Tech.
- 178 Medical Lab. Tech.
- 177 Medical Ass.
- 176 Mechanical Drafting & Processing
- 175 Metal Cutting, Packing & Processing
- 174 Massage
- 173 Marine Mechanics
- 172 Marine Engineering
- 171 Map Makers
- 170 Maintenance
- 169 Machine Shop Practice
- 168 Lumbering
- 167 Locksmithing
- 166 Locomotive
- 165 Locomotive & Ranch Operation
- 164 Lithography
- 163 Linotype Operating (see also Typesetting)
- 162 Linotype Operating (see also Typesetting)
- 161 Librarian Ass.
- 160 Librarians
- 159 Laundry
- 158 Laundry
- 157 Laboratory Ass.
- 156 Key Punch
- 155 Jewelry Store Management
- 154 Jewelry Making & Repairing
- 153 Jewelry Mechanics
- 152 Jet Engine Mechanics
- 151 Investigation
- 150 Interior Decorating
- 149 Insurance
- 148 Instrumentation
- 147 Industrial Engineering Tech.
- 146 Industrial Tax Preparation
- 145 Illustration
- 144 Illustration (Data Processing & Programming)
- 143 IBM Training (see Computer Programming)
- 142 Hypnotism
- 141 Housekeeping (Institutional/Executive)
- 140 Hotel Training
- 139 Hospital Ward Clerk
- 138 Horticulture
- 137 Horticulture
- 136 Home Health Aide
- 135 Home Appliance Repairing
- 134 Instrument Mechanics (see Construction)
- 133 Heavy Equipment Mechanics (see Construction)
- 132 Heating Tech. (Solar)
- 131 Heating Tech.
- 130 Handicrafts
- 129 Hair Styling
- 128 Gunsmithing
- 127 Guard Training (Security)
- 126 Graphic Arts (see also Printing, Photo Offset, Typsetting)
- 125 Ornamental
- 124 Gemology (Precious Stones)
- 123 Gem Identification & Appraising
- 122 General Industrial
- 121 Gardening
- 120 Garbding Equipment Repairing
- 119 Furniture Repairing & Finishing
- 118 Foreign Trade
- 117 Foreign Trade
- 116 Food Trades
- 115 Floral Designing
- 114 Foot Covering & Installation
- 113 Fish & Game Tech.
- 112 Fire Science
- 111 Fine Art (see also Art & Commercial Art)
- 110 Filmmaking
- 109 Fashion Merchandising
- 108 Fashion Illustration
- 107 Fashion Designing
- 106 Fashion Arts
- 105 Farm Operation & Management
- 104 Farm Mechanics
- 103 Factory Management
- 102 FCC Licenses
- 101 Equitation
- 100 Emergency Medical Tech.
- 99 Electronics Engineering Tech.
- 98 Electronics
- 97 Electronic Machine Tool Tech.
- 96 Electronic
- 95 Electronic
- 94 Electronic Tech.
- 93 Electric Motor Winding & Repairing
- 92 Electric Maintenance
- 91 Educational Ass.
- 14 Art (see also Commercial Art and Fine Art)
- 13 Architectural Engineering Tech.
- 12 Architectural Drafting
- 11 Appraising
- 10 Appliances and Tool Repairing and Servicing
- 9 Apartment Management
- 8 Announcing
- 7 Animation
- 6 Airline Personnel
- 5 Air Conditioning Tech.
- 4 Agricultural Tech.
- 3 Aeronautics
- 2 Advertising
- 1 Accounting

OCCUPATIONAL CODES

- 79 Display (Retail)
- 78 District (Mechanical Ass.)
- 77 Diesel Mechanics
- 76 Diesel Driving
- 75 Diamond Grading & Appraising
- 74 Diamond Cutting & Setting
- 73 Detective Training (see also Investigation)
- 72 Dental Tech.
- 71 Dental Ass.
- 70 Data Processing (see Computer Programming)
- 69 Dairy Husbandry
- 68 Crop Dusting
- 67 Crop & Soil Tech
- 66 Criminology
- 65 Credit Services
- 64 Court Reporting
- 63 Costume Designing
- 62 Cosmetology
- 61 Cooking & Baking (see Heavy Equipment Mechanics)
- 60 Construction Equipment Mechanics
- 59 Conservation
- 58 Computer Repair
- 57 Computer Training & Programming
- 56 Computer Programming (see Data Processing)
- 55 Compromiser
- 54 Communications (Airlines and Railroad)
- 53 Commercial Art (see also Art & Fine Art)
- 52 Commercial
- 51 Coin Machine Repairing
- 50 Criminal Investigation
- 49 Civil Tech.
- 48 Civil Service
- 47 Child Care Tech.
- 46 Ceramic
- 45 Carhner Training
- 44 Cartooning
- 43 Carpet Installation
- 42 Carpet Cleaning
- 41 Carpentry
- 40 Card Bying & Dealing (Professional)
- 39 Candy Making & Cake Decorating
- 38 Camera Repairing
- 37 Cabinet Making
- 36 C B Repair Tech.
- 35 Byning (Retail)
- 34 Business Management Training
- 33 Business Machines
- 32 Business Courses
- 31 Building Trades
- 30 Bookbinding (see also Business Courses)
- 29 Bookbinding
- 28 Bio-Chemical/Bio-Medical
- 27 Beauty Culture
- 26 Bartending
- 25 Barbecuing-Hairstyling
- 24 Banking, Financing and Stock Market Training
- 23 Bank Teller
- 22 Aviation Mechanics
- 21 Automobile
- 20 Auto Upholstering
- 19 Auto Racing
- 18 Auto Mechanics
- 17 Auto Body and Fender Repair
- 16 Auctioneering
- 15 Artidory
- 14 Art (see also Commercial Art and Fine Art)
- 13 Architectural Engineering Tech.
- 12 Architectural Drafting
- 11 Appraising
- 10 Appliances and Tool Repairing and Servicing
- 9 Apartment Management
- 8 Announcing
- 7 Animation
- 6 Airline Personnel
- 5 Air Conditioning Tech.
- 4 Agricultural Tech.
- 3 Aeronautics
- 2 Advertising
- 1 Accounting
- 80 Dining Commercial (Deep Sea, Skin & Lung)
- 81 Doctor & Dentist (Office Assis)
- 82 Dog Grooming
- 83 Dog Training
- 84 Domestic Service
- 85 Drafting
- 86 Drafting, Design & Blue Print Reading
- 87 Dramatics
- 88 Drafting
- 89 Dressmaking & Designing
- 90 Dry Cleaning & Dyeing
- 91 Educational Ass.
- 92 Electric Maintenance
- 93 Electric Motor Winding & Repairing
- 94 Electronic Tech.
- 95 Electronic
- 96 Electronic Machine Tool Tech.
- 97 Electronics
- 98 Electronics Engineering Tech.
- 99 Emergency Medical Tech.
- 100 Equitation

**Traffic Management (285)** 397.  
**Travel Agent (287)** 29, 83, 93, 103, 198,  
 204, 218, 224, 231, 265, 297, 310,  
 312, 328, 345, 357, 372, 374, 388,  
 403, 448, 454.  
**Truck Driver Training (288)** 80, 133,  
 163, 180, 181, 273, 341, 429, 452.  
**Turf Management (289)** 177.  
**Typesetting [see also Linotype  
 Operating] (290)** 153, 257.

**Veterinary Ass't. (293)** 332.  
**Video (294)** 226, 370.  
**Vocational (297)** 9, 27, 36, 57, 88, 99,  
 122, 127, 157, 166, 168, 170, 178,  
 192, 196, 210, 217, 226, 239, 271,  
 376, 381, 386, 437, 452.  
**Voice (298)** 298.

**Watchmaking & Repair (300)** 129, 140.  
**Water Treatment Tech. (301)** 116.  
**Welding (303)** 9, 10, 21, 29, 61, 63, 72,  
 74, 84, 94, 95, 117, 133, 155, 157,  
 182, 221, 272, 320, 364, 378, 385,  
 389, 397, 409, 422, 425, 436, 452.  
**Wig Making & Styling (304)** 24, 206,  
 255, 338, 412.  
**Woodworking (306)** 177, 385.  
**Writing (307)** 38, 298, 370, 400.

**X-Ray Technologist (308)** 47, 146, 353.

CLASSIFIED OCCUPATION INDEX

Trade and vocational schools in the state of PENNSYLVANIA classified  
 by subjects taught.

**Accounting (1)** 13, 37, 38, 40, 61, 70, 73,  
 83, 91, 117, 129, 131, 142, 145, 153,  
 161, 167, 176, 183, 186, 187, 194,  
 198, 199, 202, 204, 208, 216, 228,  
 231, 245, 260, 285, 294, 305, 312,  
 313, 316, 317, 321, 328, 345, 361,  
 363, 372, 374, 380, 384, 388, 395,  
 399, 400, 403, 406, 410, 413, 417,  
 420, 422, 433, 442, 446, 449, 454,  
 455, 456.  
**Advertising (2)** 38, 198, 205, 250, 288,  
 305, 388, 400.  
**Aeronautics (3)** 79, 82, 191, 340, 358,  
 367, 421, 423.  
**Agricultural Tech. (4)** 76.  
**Air Conditioning Tech. (5)** 39, 61, 74,  
 102, 107, 114, 133, 153, 160, 186,  
 193, 275, 282, 316, 319, 325, 350,  
 364, 380, 425, 440, 454.  
**Airline Personnel (6)** 8, 25, 83, 218, 312,  
 328, 345, 358, 411.  
**Animation (7)** 226.  
**Announcing (8)** 209, 370, 398.  
**Appliance and Tool Repairing and  
 Servicing (10)** 41, 155, 190, 218, 335,  
 445.  
**Appraising (11)** 316.  
**Architectural Drafting (12)** 5, 44, 72, 92,  
 105, 107, 129, 133, 150, 153, 155,  
 160, 175, 177, 223, 262, 325, 350,  
 397, 420, 422, 456.  
**Architectural Engineering Tech. (13)** 5,  
 29, 72, 175.  
**Art [see also Commercial Art and Fine  
 Art] (14)** 38, 65, 150, 186, 205, 250,  
 264, 448.  
**Auto Body and Fender Repair (17)** 10,  
 21, 34, 39, 41, 61, 63, 74, 76, 81, 94,  
 102, 117, 153, 155, 157, 160, 182,  
 186, 190, 193, 207, 218, 257, 305,  
 319, 335, 341, 354, 378, 397, 407,  
 422, 440, 445.  
**Auto Mechanics (18)** 10, 29, 34, 37, 39,  
 41, 61, 63, 74, 76, 81, 84, 94, 95, 102,  
 114, 117, 129, 133, 153, 155, 157,  
 160, 182, 186, 190, 193, 207, 218,  
 230, 257, 262, 305, 316, 319, 335,  
**Auto Mechanics (18) Continued** 344,  
 354, 364, 374, 378, 380, 384, 385,  
 397, 422, 429, 440, 445, 452.  
**Auto Racing (19)** 407.  
**Automallon (21)** 160, 305.  
**Aviation Mechanics (22)** 61, 289, 340,  
 366, 440.  
**Bank Teller (23)** 204.  
**Banking, Financing and Stock Market  
 Training (24)** 38, 194, 410, 433.  
**Barbering-Hairstyling (25)** 24, 45, 54,  
 96, 130, 165, 206, 212, 215, 225, 255,  
 256, 302, 338, 404.  
**Bartending (26)** 327.  
**Beauty Culture (27)** 2, 3, 23, 24, 33, 43,  
 51, 56, 62, 69, 71, 75, 96, 106, 109,  
 111, 115, 121, 124, 128, 138, 143,  
 158, 162, 164, 165, 172, 193, 206,  
 213, 227, 228, 255, 259, 292, 338,  
 347, 359, 360, 368, 383, 392, 401,  
 402, 404, 412, 432, 438, 439, 444,  
 450, 451.  
**Bio-Chemical/Bio-Medical (28)** 38, 385,  
 433.  
**Bookkeeping [see also Business  
 Courses] (30)** 13, 15, 70, 117, 142,  
 153, 161, 167, 194, 199, 202, 204,  
 224, 321, 345, 384, 395, 400, 408,  
 417, 446, 449, 452, 455.  
**Building Trades (31)** 21, 37, 41, 60, 61,  
 63, 74, 76, 84, 95, 102, 105, 114, 117,  
 153, 155, 157, 160, 177, 190, 207,  
 218, 228, 257, 272, 275, 316, 320,  
 335, 341, 354, 364, 378, 385, 397,  
 407, 420, 422, 445.  
**Business Courses (32)** 15, 37, 38, 40,  
 73, 81, 84, 91, 112, 117, 129, 142,  
 167, 175, 183, 185, 194, 198, 199,  
 202, 204, 208, 216, 224, 228, 231,  
 245, 257, 269, 285, 294, 298, 305,  
 312, 321, 328, 345, 357, 372, 374,  
 380, 388, 395, 399, 400, 403, 406,  
 413, 417, 433, 440, 442, 446.  
**Business Machines (33)** 13, 15, 81, 183,  
 194, 204, 211, 218, 257, 305, 341,  
 388, 442, 449.

Dressmaking & Designing (89) 230,  
314, 323.

Electric Maintenance (92) 40, 61, 92,  
102, 155, 322, 331, 350, 364, 397,  
398, 409.

Electric Motor Winding & Repairing  
(83) 92, 322.

Electric Tech. (94) 10, 21, 37, 40, 63,  
72, 74, 76, 84, 92, 95, 105, 114, 133,  
153, 175, 176, 177, 186, 193, 230,  
305, 318, 320, 322, 331, 340, 364,  
378, 384, 385, 398, 407, 440, 452.

Electrolysis (95) 11, 62, 69, 96, 106, 148,  
228, 255, 256, 338, 359, 360, 368,  
383, 392, 401, 404, 412, 432, 438,  
444, 450, 451.

Heating Technician (131) 107, 114, 133,  
153, 177, 193, 282, 325, 350, 364,  
380, 398, 440, 454.

Heating Technician [Solar] (132) 193,  
305, 325.

Heavy Earth-Moving Equipment  
Operators (133) 53, 354, 440.

Heavy Equipment Mechanics (see  
Construction Equipment  
Mechanics) (134) 341, 354, 440.

Home Appliance Repairing (135) 207,  
282, 289, 305, 316, 325, 331, 336,  
340, 354, 374, 380, 384, 385, 397,  
398, 425, 447, 454.

Emergency Medical Technician (100)  
29, 186, 315.

Equitation (101) 83.

FCC Licenses (102) 328, 340, 370.

Fashion Arts (106) 205.

Fashion Designing (107) 29, 226, 236,  
301, 314.

Fashion Illustration (108) 150, 306, 313,  
309, 314.

Fashion Merchandising (109) 204, 205,  
226, 236, 301, 305, 306, 321, 328.

Fine Art [see also Art & Commercial  
Art] (111) 38, 65, 150, 205, 243, 264,  
276, 391.

Floral Designing (115) 114, 126, 305,  
339, 384, 397.

Food Trades (116) 21, 41, 61, 63, 74, 76,  
81, 114, 157, 190, 193, 207, 238, 257,  
278, 318, 319, 335, 376, 403, 407,  
422, 445.

Forestry (118) 397.

Gardening (121) 177.

Graphic Arts [see also Printing, Photo  
Offset, Typesetting] (126) 10, 21,  
61, 84, 114, 117, 150, 157, 186, 193,  
205, 207, 250, 257, 264, 319, 343,  
354, 456.

Guard Training [Security] (127) 60,  
337.

Hair Styling (129) 3, 24, 56, 69, 71, 75,  
106, 109, 115, 121, 138, 143, 158,  
162, 164, 165, 172, 173, 206, 225,

Heating Technician (131) 107, 114, 133,  
153, 177, 193, 282, 325, 350, 364,  
380, 398, 440, 454.

Home Health Aide (136) 78, 112, 157,  
202, 218, 322, 341, 342, 351, 357,  
407.

Hospital Ward Clerk (139) 76.

Hotel Training (140) 185, 208, 216, 245,  
290, 312, 316, 328, 341, 345, 357,  
403.

Housekeeping [Institutional/  
Executive] (141) 81, 129.

IBM Training [see also Computer  
Programming, Data Processing, &  
Program] (143) 46, 91, 161,  
298, 413, 447, 455.

Illustration (144) 150, 205, 250, 264,  
296.

Income Tax Preparation (145) 4, 108,  
113, 134, 183, 199, 311, 406, 417.

Industrial Engineering Tech. (146) 38,  
226, 380.

Instrumentation (147) 44, 79, 82, 105,  
325.

Gardening (121) 177.

Graphic Arts [see also Printing, Photo  
Offset, Typesetting] (126) 10, 21,  
61, 84, 114, 117, 150, 157, 186, 193,  
205, 207, 250, 257, 264, 319, 343,  
354, 456.

Guard Training [Security] (127) 60,  
337.

Heating Technician (131) 107, 114, 133,  
153, 177, 193, 282, 325, 350, 364,  
380, 398, 440, 454.

Heavy Earth-Moving Equipment  
Operators (133) 53, 354, 440.

Heavy Equipment Mechanics (see  
Construction Equipment  
Mechanics) (134) 341, 354, 440.

Home Appliance Repairing (135) 207,  
282, 289, 305, 316, 325, 331, 336,  
340, 354, 374, 380, 384, 385, 397,  
398, 425, 447, 454.

Emergency Medical Technician (100)  
29, 186, 315.

Equitation (101) 83.

FCC Licenses (102) 328, 340, 370.

Fashion Arts (106) 205.

Fashion Designing (107) 29, 226, 236,  
301, 314.

Fashion Illustration (108) 150, 306, 313,  
309, 314.

Fashion Merchandising (109) 204, 205,  
226, 236, 301, 305, 306, 321, 328.

Fine Art [see also Art & Commercial  
Art] (111) 38, 65, 150, 205, 243, 264,  
276, 391.

Floral Designing (115) 114, 126, 305,  
339, 384, 397.

Food Trades (116) 21, 41, 61, 63, 74, 76,  
81, 114, 157, 190, 193, 207, 238, 257,  
278, 318, 319, 335, 376, 403, 407,  
422, 445.

Forestry (118) 397.

Pennsylvania (a)

Business Management Training (34)  
15, 24, 38, 44, 70, 73, 83, 104, 118,  
131, 145, 161, 167, 176, 183, 194,  
198, 204, 206, 216, 226, 230, 260,  
285, 298, 300, 316, 317, 321, 328,  
338, 343, 345, 363, 374, 380, 395,  
399, 400, 412, 417, 433, 446, 449,  
455, 456.

Buying [Retail] (35) 44, 321, 345, 400,  
455, 456.

Cabinet Making (37) 10, 63, 129, 153,  
157, 160, 193, 218, 319, 354, 385.

Carpentry (41) 10, 37, 41, 63, 72, 76, 84,  
102, 105, 114, 117, 153, 155, 157,  
160, 177, 186, 190, 193, 207, 218,  
230, 275, 305, 319, 354, 378, 385,  
397, 407, 440, 445, 452.

Ceramics (46) 264.

Child Care Tech. (47) 44, 74, 114, 186,  
199, 354, 395, 408.

Civil Technician (49) 95.

Civil Service (48) 224.

Commercial Art [see also Art & Fine  
Art] (54) 41, 84, 95, 114, 133, 150,  
155, 160, 186, 190, 193, 205, 207,  
226, 230, 250, 264, 296, 306, 355,  
445, 448, 456.

Communications (Airlines and  
Railroad) (55) 8, 38, 231, 403.

Computer Programming [see also  
Data Processing, IBM Training, &  
Programming] (57) 4, 10, 13, 15, 28,  
38, 39, 44, 46, 61, 74, 83, 84, 91, 95,  
105, 112, 114, 118, 160, 166, 193,  
199, 204, 207, 208, 216, 228, 231,  
234, 298, 305, 316, 317, 318, 328,  
343, 372, 384, 395, 400, 403, 406,  
409, 433, 440, 447, 452, 456.

Computer Repair (58) 5, 10, 15, 39, 118,  
175, 179, 228, 305, 322, 325, 372,  
398, 426, 447.

Cooking & Baking (61) 129, 155, 160,  
186, 193, 207, 218, 230, 290, 305,  
310, 318, 341, 397, 440.

Cosmetology (62) 2, 3, 11, 17, 18, 21,  
24, 26, 33, 35, 41, 56, 58, 61, 62, 63,  
68, 69, 71, 74, 75, 76, 84, 88, 95, 96,  
109, 115, 117, 120, 121, 125, 135,  
138, 139, 143, 144, 148, 154, 155,  
157, 158, 160, 162, 164, 165, 172,  
186, 190, 197, 206, 218, 227, 228.

Cosmetology (62) Continued 230, 246

Daily Husbandry (69) 440.

Data Processing [see also Computer  
Programming, IBM Training &  
Programming] (70) 4, 13, 15, 21, 28,  
29, 41, 46, 48, 60, 63, 74, 76, 81, 85,  
112, 116, 117, 133, 142, 153, 160,  
175, 185, 186, 187, 190, 193, 194,  
199, 204, 211, 216, 218, 228, 230,  
231, 260, 285, 298, 305, 318, 319,  
321, 328, 357, 372, 376, 398, 400,  
406, 413, 415, 420, 426, 445, 455,  
456.

Dental Assistant (71) 10, 84, 112, 160,  
171, 184, 188, 193, 202, 237.

Dental Technician (72) 129, 254, 266,  
342.

Detective Training [see also  
Investigation] (73) 101, 426.

Diesel Driving (76) 429.

Diesel Mechanics (77) 10, 21, 39, 63, 84,  
94, 95, 180, 186, 193, 262, 304, 341,  
344, 354, 364, 385, 429, 440.

Dietetics [Dietary Assistants] (78) 31,  
456.

Display [Retail] (79) 63.

Diving-Commercial [Deep Sea, Skin  
Lung] (80) 397.

Doctors & Dentists' Office Assistants (81)  
29, 112, 142, 184, 202, 207, 231, 34,  
426, 455.

Dog Grooming (82) 278.

Drawing (85) 5, 10, 21, 39, 41, 44, 72,  
92, 105, 107, 118, 175, 185, 190, 2  
223, 262, 315, 316, 320, 350, 3  
380, 420, 422, 425, 440, 445, 4  
454, 456.

Drafting, Design & Blue Print Readi  
(86) 5, 29, 37, 61, 63, 74, 105, 1  
114, 117, 147, 175, 177, 207, 2  
223, 262, 325, 350, 385, 397, 457,  
186, 190, 197, 206, 218, 227, 228.

Dramatics (87) 29, 120, 356.

American Trade Schools Directory

© copyright  
All rights reserved  
Croner Publications, Inc., Jericho, N.Y. 11753

American Trade Schools Directory

© copyright  
All rights reserved  
Croner Publications, Inc., Jericho, N.Y. 11753

**Parks & Recreation Tech.** (209) 44.  
**Pattern Making [Garments]** (210) 41, 190, 445.  
**Pharmacy Ass't.** (213) 184, 188, 202, 266, 310, 334, 420.  
**Photo Offset [see also Printing]** (214) 257.  
**Photography** (215) 65, 95, 116, 150, 205, 226, 264, 296, 306, 355, 384, 433.  
**Physical Therapy** (216) 38, 332, 403.  
**Piano Tuning & Tech.** (217) 160.  
**Plastics Tech.** (218) 280.  
**Plumbing** (219) 21, 74, 76, 95, 102, 155, 157, 207, 218, 230, 275, 319, 407.  
**Podiatric Ass't.** (220) 184.  
**Police Science** (221) 116, 133, 208, 294, 380, 384, 417.  
**Precision Instruments** (223) 331.  
**Printing [Includes Letter Press & Offset] [see also Typesetting]** (224) 74, 117, 129, 257, 315, 319.  
**Programming [see Computer Programming, Data Processing & IBM Training]** (225) 4, 95.  
  
**Quality Control** (227) 44, 316, 331.  
  
**Radio & T.V. Broadcasting** (229) 29, 38, 95, 209, 326, 370, 393, 433.  
**Radio Tech.** (230) 76, 155, 179, 218.  
**Real Estate** (233) 31, 119, 151, 156, 201, 208, 324, 363, 380, 384, 399, 417, 419, 420.  
**Recording** (234) 22.  
**Recreation & Tourism** (235) 403.  
**Refrigeration Tech.** (236) 39, 218, 275, 319, 325, 364, 398.  
**Respiratory Therapy Tech.** (237) 133, 254, 315, 380.  
**Restaurant Training** (238) 44, 95, 230, 290, 316, 345.  
**Retailing** (239) 44, 61, 76, 129, 157, 279, 380, 403, 410.  
  
**Sales Training** (244) 83, 198, 321, 442.  
**Sculpture** (245) 65, 264, 276.  
**Secretarial** (246) 10, 13, 29, 37, 46, 73, 83, 104, 117, 131, 142, 145, 167, 175, 183, 187, 194, 198, 199, 211, 216, 224, 228, 231, 245, 260, 265, 269, 279, 285, 298, 313, 319, 321, 328, 341, 357, 361, 363, 372, 384, 388,

**Secretarial** (246) *Continued* 395, 399, 400, 403, 405, 406, 410, 413, 420, 446, 447, 449, 452, 455, 456.  
**Secretarial [Executive]** (247) 13, 39, 44, 70, 73, 83, 131, 142, 145, 161, 167, 175, 183, 194, 198, 199, 204, 216, 224, 228, 231, 245, 265, 298, 310, 316, 321, 328, 345, 372, 395, 399, 400, 406, 410, 413, 446, 447, 449, 455, 456.  
**Secretarial [Legal]** (248) 13, 70, 73, 83, 91, 112, 131, 133, 142, 153, 161, 167, 183, 198, 199, 204, 224, 228, 231, 245, 265, 321, 328, 345, 372, 388, 395, 399, 400, 403, 405, 406, 410, 413, 417, 446, 447, 449, 455, 456.  
**Sewing** (249) 117, 314.  
**Sewing [Power]** (250) 63.  
**Sheet Metal** (252) 41, 105, 114, 153, 155, 190, 230, 325, 445.  
**Small Engine Repair** (260) 76, 84, 129, 153, 157, 177, 257, 422.  
**Social Work** (261) 38, 374, 406.  
**Speedwriting** (262) 15, 161, 167, 199, 224, 231, 321, 372, 395, 446.  
**Super Market Training** (266) 37.  
**Surgical Tech.** (267) 146, 266, 318, 319, 342.  
**Surveying** (268) 44, 105, 177, 185, 315.  
**Switchboard [P.B.X.] & Receptionist** (269) 15, 449.  
  
**Tailoring** (270) 230, 236, 301, 314.  
**Taxidermy** (271) 77.  
**Teacher Aide** (272) 384.  
**Telecommunication Tech.** (273) 322, 374, 398.  
**Television Production** (275) 38, 133, 433, 456.  
**Television Tech.** (276) 29, 322.  
**Textile Tech.** (277) 41, 190, 280, 445.  
**Title Setting** (278) 177.  
**Time Study** (279) 176.  
**Tool & Die Designing** (280) 176, 177, 385.  
**Tool & Die Making** (281) 84, 157, 331, 385.  
**Tool Engineering Tech.** (282) 331.  
**Trade, Technical & Industrial Training** (284) 9, 27, 36, 37, 57, 74, 86, 99, 105, 122, 127, 157, 166, 168, 170, 178, 192, 196, 210, 217, 239, 257, 271, 275, 331, 376, 381, 385, 386, 437.

AMERICAN TRADE SCHOOLS DIRECTORY  
 © copyright  
 All rights reserved  
 Croner Publications, Inc., Jericho, N.Y. 11753

PENNSYLVANIA (b)

**Insurance** (148) 116, 202, 208, 253, 324, 380.  
**Interior Decorating** (149) 205, 223, 280, 384.  
**Interior Designing** (150) 10, 150, 223, 226, 306, 343, 355, 448.  
**Investigation** (151) 101, 417.  
  
**Jet Engine Mechanics** (152) 340.  
**Jewelry Making & Repairing** (154) 129, 140.  
  
**Key Punch** (156) 104, 142, 281.  
  
**Laboratory Ass't.** (157) 184, 202, 310, 357.  
**Languages** (158) 229, 251, 263, 293, 309, 329, 427, 433.  
**Lettering** (161) 205, 296.  
**Lie Detection** (163) 101, 220.  
**Lithography** (165) 264, 296.  
**Lumbering** (168) 378.  
  
**Machine Shop Practice** (169) 21, 37, 41, 61, 63, 74, 76, 84, 94, 114, 155, 157, 177, 190, 207, 218, 230, 331, 364, 378, 385, 397, 440, 445, 452.  
**Maintenance** (170) 37, 41, 81, 129, 190, 279, 316, 319, 341, 445.  
**Massage** (174) 96, 137, 164, 412.  
**Meat Cutting, Packing & Processing** (175) 61.  
**Mechanical Drafting** (176) 44, 72, 84, 92, 105, 107, 129, 133, 153, 155, 175, 177, 230, 262, 315, 325, 350, 385, 420, 456.  
**Medical Assistant** (177) 40, 44, 61, 78, 83, 84, 88, 95, 112, 114, 118, 129, 155, 160, 167, 184, 188, 199, 202, 204, 216, 230, 237, 266, 300, 301, 312, 321, 328, 332, 334, 345, 357, 361, 395, 403, 406, 410, 413, 446, 447, 452, 455.  
**Medical Lab Tech.** (178) 40, 167, 245, 254, 266, 308, 310, 374, 397, 433, 446, 456.  
**Medical Record Tech.** (179) 199, 300, 315, 345, 395, 406.  
**Medical Secretarial** (180) 10, 13, 15, 39, 44, 63, 70, 73, 83, 88, 112, 131, 133, 142, 161, 167, 175, 183, 187, 188, 194, 198, 199, 202, 204, 216, 228,

**Medical Secretarial** (180) *Continued* 231, 260, 265, 266, 310, 321, 328, 332, 342, 345, 357, 361, 363, 372, 395, 400, 403, 405, 406, 410, 413, 420, 446, 447, 449, 455.  
**Medical Transcriber** (181) 15, 83, 142, 167, 183, 199, 202, 216, 235, 265, 310, 328, 332, 345, 357, 372, 380, 384, 395, 400, 405, 406, 410, 413, 441, 446, 449, 455.  
**Medical Ultrasound [Sonography]** (182) 303.  
**Metallurgy** (183) 385.  
**Millinery** (185) 323.  
**Mining Tech.** (187) 76.  
**Modelling** (189) 6, 14, 20, 49, 50, 89, 97, 120, 136, 141, 174, 189, 209, 233, 247, 261, 286, 307, 352, 356, 369, 430.  
**Mortuary Science** (190) 30.  
**Motel Training** (191) 328, 357, 403.  
**Mountaineering** (193) 160.  
  
**Navigation** (195) 8.  
**Nurses Aide Training** (198) 10, 37, 60, 74, 78, 81, 112, 114, 129, 207, 266, 281, 319, 332, 341, 342, 357, 407, 415.  
**Nursing [Diploma]** (199) 1, 12, 16, 19, 29, 32, 38, 42, 66, 90, 123, 132, 146, 152, 169, 195, 200, 203, 232, 240, 241, 242, 244, 248, 249, 258, 267, 268, 274, 277, 295, 299, 333, 346, 349, 353, 362, 374, 375, 377, 379, 382, 390, 394, 418, 420, 424, 434, 453.  
**Nursing [Practical]** (200) 10, 21, 29, 37, 52, 55, 59, 63, 64, 67, 85, 98, 100, 110, 122, 133, 159, 166, 170, 178, 196, 214, 217, 218, 219, 254, 287, 299, 316, 330, 342, 348, 354, 376, 378, 387, 396, 407, 408, 422, 428, 440, 443.  
  
**Oil Burner Servicing** (203) 7, 149, 160.  
**Optometrist Ass't.** (206) 230.  
  
**Painting & Paper Hanging** (207) 41, 177, 190, 207, 257, 445.  
**Paralegal Training** (208) 83, 112, 167, 188, 216, 222, 231, 245, 252, 260, 317, 321, 388, 417, 426, 446, 455, 456.

AMERICAN TRADE SCHOOLS DIRECTORY  
 © copyright  
 All rights reserved  
 Croner Publications, Inc., Jericho, N.Y. 11753

# P E N N S Y L V A N I A

## ABINGTON

1. Abington Memorial Hospital, School of Nursing  
1200 York Rd., 19001. (215) 576-2672 [a]. (1991)  
*Joyce Calanna*  
1952

## ALLENTOWN

2. Allentown School of Cosmetology, Inc.  
1921 Union Blvd., 18103. (610) 437-4626 [a, c, n, ncs, r, v]. (27, 62)  
*William A. Johnson*  
1956
3. Empire Beauty School  
544 Hamilton Mall, 18101. (610) 432-4545 [a, ncs, v]. (27, 62, 129)  
*Ann Litzberg*  
1980
4. Information Computer Systems Institute  
2201 Harquet Pl., 18103. (610) 264 8029 [a, r, s, t, v]. (57, 70, 145, 225)  
*William Barby*  
1946
5. Lincoln Tech. Institute  
5151 Tighman St., 18104. (610) 398-5300 [a, r, s, t, v]. (12, 13, 58, 65, 86, 97, 98, 99)  
*Janna Lehr*  
1972
6. Nagy, Jan, Modeling & Finishing School & Agency  
226 N. 7th St., 18102. (610) 820 5359 [a, s]. (189)  
*Jan Nagy*  
1969

7. Oil Burner Technician School  
215 Lexington St., 18103. (610) 433 0202 [a, s, v]. (203)  
*Patrick Durris*  
1981
8. Queen City Aviation, Inc.  
1730 Vultoo St., 18103. (610) 791-3241 [b, i, v]. (6, 55, 195)  
*Robert Hausknecht*  
1968
9. Welder Training & Testing Institute  
729 E. Highland St., 18103. (610) 437-9720 [a, i]. (284, 297, 303)  
*Patrick Durris*  
1970

## ALTOONA

10. Altoona Area Voc.-Tech. School  
1500 4th Ave., 16602. (814) 946 8450 [b, n, r, s, v]. (17, 18, 37, 41, 57, 58, 71, 77, 85, 94, 99, 126, 150, 180, 198, 200, 246, 303)  
*John T. Prosen*  
1956
11. Altoona Beauty School  
1100 6th Ave., 16602. 9942 (814) 942 3141 [a, ncs]. (62, 95)  
*Sharon Flagus Knepp*

12. Altoona Hospital, School of Nursing  
7th St. & Howard Ave., 16603. (814) 946 2126 (199)  
*Nancy J. Hayes*  
1884

13. Altoona School of Commerce  
508 58th St., 16602. (814) 944 6134 [a, b, r, v]. (1, 30, 33, 57, 70, 180, 246, 247, 248)

14. Barizon School of Modeling  
1130 13th Ave., Ste. 1, 16601. (814) 944-5016 [a]. (189)  
1939  
*Shirley Hight*

15. Computer Learning Network  
2900 Fairway Dr., 16602. (814) 944 5643 [a, r, s, t, v]. (30, 32, 33, 34, 37, 59, 70, 180, 181, 262, 269)  
*Ian Muhlert*

16. Mercy Hospital, School of Nursing  
2613 18th Ave., 16602. (199)

17. Pronto's Hair Design Institute  
705 12th St., 16602. (814) 944 4444 [a, ncs, r, v]. (67)  
*Robert Sichtenadl*  
1960

18. Ambler Beauty Academy, Inc.  
50 E. Duttler Pkwy., 19002. (215) 643 5994 [a, ncs]. (62)  
*Akryann Garcia*  
1979

## AMBLER



## PENNSYLVANIA (1)

- ASHLAND 19. Ashland State General Hospital, School of Nursing  
17921. (199).
- BALA CYNWYD 20. Barblizon School of Modeling 1939  
One Bala Ave., Ste. 5V, 19004. (610) 668-2080. [a, s]; (189).  
*Natalie Shreiber*
- BARTONSVILLE 21. Monroe Co. Area Voc.-Tech. School 1972  
P.O.B. 66, Laurel Lake Dr., 18321. (717) 629-2001. [b, s]; (17,  
31, 62, 70, 77, 85, 94, 116, 126, 138, 169, 200, 219, 303).  
*Donald R. Seiple*
- BATH 22. Miller, Jon, School for Recording Arts & Sciences  
7249 Airport Rd., 18014. (610) 837-7550. [s, v]; (234).
- BEAVER FALLS 23. Ardorn Beauty Academy 1969  
1006 9th Ave., 15010-4515. [a, nacs]; (27).
24. Pittsburgh Beauty Academy 1969  
720 13th St., 15010. (412) 843-7700. [a, i, ia, nacs, r, s, v]; (25,  
27, 34, 62, 129, 304).  
*Mary Ann Buzzelli*
25. Stensin Aviation, Inc. 1980  
Beaver Co. Airport, 15010. (412) 846-4900. [a, faa]; (6).  
*Jeanne Harrison*
- BENSALEM 26. Phillips, Gordon, Schools of Beauty Culture  
2838 Street Rd., 19020-2651. (215) 245-0303. [a, nacs]; (62).
- BETHLEHEM 27. Bethlehem Area Voc.-Tech. School  
3330 Chester Ave., 18017. (610) 866-8013. [b]; (284, 297).
28. IBM Education Center  
1770 Bathgate Rd., 18017. [a, s]; (70).
29. Northampton Comm. College 1967  
3835 Green Pond Rd., 18017. (610) 861-5497. [b, ml, s]; (13,  
18, 57, 66, 70, 81, 86, 87, 97, 100, 107, 199, 200, 229, 246,  
276, 287, 303).  
*Helene Whitaker*
30. Northampton Comm. College, Funeral Service Education 1976  
3835 Green Pond Rd., 18017-7599. (610) 861-5388. [b, f, s];  
(190).  
*John R. Trout*
31. Scott-White Real Estate Institute 1982  
2285 Schoenersville Rd., Westgate Mall, Ste. 206, 18018.  
(610) 867-6600. [a]; (233).  
*Dennis M. Scott*
32. St. Luke's Hospital, School of Nursing  
801 Ostrum St., 18015. (199).
33. Star Beauty Academy 1983  
38-38A W. Broad St., 18018. (610) 861-5933. [nacs]; (27, 62).  
*Stephen J. Salvaggio*
- BLAIRSVILLE 34. Nat'l. Education Center, Vale Tech. Campus 1946  
135 W. Market St., 15717. (800) 822-8253. [a, s, t, v]; (17, 18).  
*Roy Hawkins*
- BLUMSBURG 35. Academy of Hair Design 1976  
5 E. Third St., 17815. (717) 784-1020. [a, nacs]; (62).  
*Jean Neiderhiser*
- BLUE BELL 36. Montgomery Co. Comm. College 1964  
340 DeKalb Pike, 19422-0758. (215) 841-6300. [b]; (284,  
297).  
*Eileen Connolly*
- BRADFORD 37. Bradford High School, Voc. Department 1937  
81 Interstate Pkwy., 16701. (814) 362-3841. [b, s]; (1, 18, 31,  
32, 41, 86, 94, 169, 170, 198, 200, 246, 266, 284).  
*Leroy Derstine*

## JANUARY 1994

## PENNSYLVANIA (2)

- BRADFORD 38. Univ. of Pittsburgh 1963  
300 Campus Dr., 16701. (800) UPB-1787. [b]; (1, 2, 14, 24, 28,  
32, 34, 55, 57, 66, 111, 146, 199, 216, 229, 261, 275, 307).  
*Jeff Grimm*
- BRISTOL 39. Pennco Tech. 1973  
3815 Otter St., 19007. (215) 824-3200. [a, bb, i, r, s, t, v]; (5,  
17, 18, 57, 58, 77, 85, 98, 180, 236, 247). *Michael Hobyak*
- BROOMALL 40. RETS Education Center 1958  
W. Chester Pike & Malin Rd., 19008. (610) 353-7630. [a, t]; (1,  
32, 92, 94, 97, 98, 99, 177, 178).  
*Jane Chadwick*
- BROWNSTOWN 41. Brownstown Area Voc.-Tech. School  
P.O.B. 519, 17508. (717) 665-7700. [b]; (10, 17, 18, 31, 41, 54,  
62, 70, 85, 97, 116, 138, 169, 170, 207, 210, 252, 277).  
*Martin N. Gyomber*
- BRYN MAWR 42. Bryn Mawr Hospital, School of Nursing  
Bryn Mawr Ave., 19010. (199).
- BUTLER 43. Butler Beauty School 1939  
233 S. Main St., 16001. (412) 287-0708. [a, nacs, r, s, v]; (27).  
*Debbie Love*
44. Butler Co. Comm. College 1965  
P.O.B. 1203, College Dr., Oak Hills, 16003-1203. (412) 287-  
8711. [b]; (12, 34, 35, 47, 57, 66, 85, 99, 147, 176, 177, 180,  
209, 227, 238, 239, 247, 268).  
*William L. Miller*
- CAMP HILL 45. Barber Styling Institute 1979  
3435 Simpson Ferry Rd., 17011. (717) 763-4787. [a, s, t, v];  
(25).  
*Gregory Mekulski*
46. Computer Learning Network 1982  
3607 Rosemont Ave., 17011. (717) 761-1481. [a, r, s, t, v]; (57,  
70, 143, 246).  
*Kenneth E. Whittington*
47. Holy Spirit Hospital, School of Radiologic Technology 1968  
503 N. 21st St., 17011-2288. (717) 763-2123. [a, ml]; (308).
48. IBM Education Center  
111 Erford Rd., 17011. [a, s]; (70).
49. Models Studio 1952  
4409 Carlisle Pike, 17011-4133. [a]; (189).
50. Perfections Modeling 1988  
3117 Chestnut St., #201, 17011-4529. (189).
- CANONSBURG 51. Penn Commercial Beauty Academy, Inc.  
609 Gladden Rd., 15317-1805. [a, nacs]; (27).
52. Western Area Voc.-Tech. School, Practical Nursing Program  
1984  
R.D. 1, Box 178-A, 15317. (412) 746-2890. [b, nln, r, s, v];  
(200).  
*Elizabeth Porter*
- CARLISLE 53. GTI - Gleim Tech. Institute, Inc. 1989  
200 S. Spring Garden St., 17013. (800) 922-8399. [a, r, s];  
(133).  
*Karen S. Gleim*
- CATASAUQUA 54. RS Hair Care Institute of Barber/Styling School  
18 W. Race St., 18032. [a, r]; (25).
- CHAMBERSBURG 55. Franklin Co. Area Voc.-Tech. School, Practical Nursing Program  
1958  
2463 Loop Rd., 17201-6995. (717) 263-5667. [b, nln, s]; (200).  
*Mary Butts*

**EASTON**

- 73. Churchman Business School 1911  
355 Spring Garden St., 18042. (610) 258-5345. [a, bb]; (1, 32, 34, 180, 246, 247, 248).  
*Paula M. Lofal* 1965
- 74. CIT, Career Institute of Technology 1965  
5335 Kessleville Rd., 18042. (610) 258-2857. [b]; (5, 17, 18, 31, 47, 57, 62, 70, 86, 94, 99, 116, 169, 198, 219, 224, 284, 303).  
*Charles Snyder* 1956
- 75. Empire Beauty School 1956  
60 Centre St., 18042. (610) 253-7000. [a, nacs, v]; (27, 62, 129).  
*Louise Marino*
- 76. Peary, Admiral, Area Voc.-Tech. School  
Rte. 422, W. R.D. 4, Box 800, 15931. (814) 472-6490. [b, r, s, v]; (4, 17, 18, 31, 41, 62, 70, 85, 94, 116, 138, 139, 169, 187, 218, 230, 239, 260).
- 77. Pennsylvania Institute of Taxidermy, Inc. 1983  
P.O.B. 188, R.R. 3, 15931. (814) 472-4510. [a, r, s, v]; (271).  
*Ron Mockley*

**EBENSBURG**

**EDWARDSVILLE**

- 78. Allied Medical Careers, Inc. 1985  
104 Woodward Hill Rd., 18704. (717) 288-8400. [a, ml]; (136, 177, 198).  
*Damon Young*

**ELIZABETH**

**ELIZABETHTOWN**

- 79. Rostraver Aviation, Inc.  
R.R. 3, Box 240, 15037. [a, s, v]; (3, 147).  
*Jack Eckenroth* 1968
- 80. M.T.A. Truck Driver & Diesel Mechanic School  
1180 Zeager Rd., 17022. (800) 682-2600. [a, r, s]; (208).

**ELWYN**

- 81. Elwyn Institutes, Southeast Pennsylvania Rehabilitation Center  
111 Elwyn Rd., 19063. (610) 891-2219. [a, r, s]; (17, 18, 32, 33, 116, 141, 170, 198).  
*Karen Van Hyming* 1964

**ERIE**

- 82. Erie Airways, Inc.  
1603 Asbury Rd., 16505. (814) 833-1188. [a, s]; (3, 147).  
*Hope A. McGeeary* 1984
- 83. Erie Business Center  
246 W. 9th St., 16501. (800) 352-3743. [a, bb, s, l]; (1, 6, 34, 57, 101, 177, 180, 181, 208, 244, 246, 247, 248, 287).
- 84. Erie City Area Voc.-Tech. School  
3325 Cherry St., 16508. (814) 871-6661. [b]; (18, 31, 32, 41, 54, 57, 62, 71, 77, 84, 89, 126, 169, 176, 177, 260, 281, 303).  
*Daniel Tempestini*

**ERIE CITY SCHOOL DISTRICT, PRACTICAL NURSING PROGRAM**

- 85. Erie City School District, Practical Nursing Program  
1511 Peach St., 16501. [b]; (200).  
*Jeanette Hart* 1968
- 86. Erie Co. Area Voc.-Tech. School  
8500 Oliver Rd., 16509. (814) 864-0641. [b]; (284, 297).
- 87. Erie Institute of Technology  
2221-B Peninsula Dr., 16506. (814) 838-2711. [a, r, s, l, v]; (98, 99).  
*Leslie Milks* 1958
- 88. J.H. Thompson Academies  
2908 State St., 16508. (814) 458-6217. [a, nacs, r, s, l, v]; (62, 177, 180).  
*Jack H. Thompson* 1987
- 89. Modeling & Promotions by Riana  
3930 W. Ridge Rd., 16508-1871. (814) 454-5775. [a, s]; (189).  
*Riana Milne*

- 90. St. Vincent Hospital, School of Nursing  
P.O.B. 740, 16544. (814) 452-5875. [a]; (199).

**CHAMBERSBURG**

- 56. Int'l. Beauty School 1982  
66 S. Main St., 17201. (717) 264-6300. [a, nacs, r, s, v]; (27, 62, 129).  
*Cathy S. Bowers*
- 57. Mon Valley Area Voc.-Tech. School  
Gullman Blvd., 15022. (412) 409-9581. [b]; (284, 297).  
*Edward Fibbi* 1963

**CHARLEROI**

- 58. Pittsburgh Beauty Academy  
313 5th St., 15063. (412) 483-3551. [a, nacs, r, s, v]; (62).  
*Lorella Casiana*

**CHESTER**

- 59. Chester-Upland School District, Practical Nursing Program 1952  
315 W. 8th St., 19013. (610) 447-3830. [b, r, s, v]; (200).  
*Lucy Yates* 1980

**CLAIRTON**

- 60. Delaware Co. Institute of Training  
615 Ave. of the States, 19013. (610) 874-1888. [a, l]; (31, 70, 127, 198).  
*Howard Kauf*

**CLEARFIELD**

- 61. Steel Center Area Voc.-Tech. School  
565 Lewis Run Rd., 15025. (412) 469-3200. [b]; (1, 5, 17, 18, 22, 31, 57, 62, 86, 92, 97, 116, 126, 169, 175, 177, 239, 303).  
*Robert D'Aleandro* 1985
- 62. Clearfield Beauty Academy  
22 N. Third St., 16830. (814) 765-2022. [a, l, nacs, r, s, v]; (21, 62, 95).

**COATESVILLE**

- 63. Clearfield Co. Voc.-Tech. School  
R.R. 1, Box 5, 16830. (814) 765-5308. [b]; (17, 18, 31, 37, 41, 62, 70, 77, 79, 86, 94, 97, 116, 169, 180, 200, 250, 303).  
*Terry Horton* 1917

**COPLAY**

- 64. Brandywine School of Nursing  
Rte. 30 Bypass, 19320. (610) 383-9000. [a]; (200).  
*Myron Barnstone* 1915
- 65. Barnstone Studios, (The)  
52 N. Second St., 18037. (610) 261-1030. [a]; (14, 111, 215, 245).

**DANVILLE**

- 66. Geisinger Medical Center, School of Nursing  
N. Academy Ave., 17822-0403. (717) 271-8008. [a]; (199).  
*Sandy Wright*

**DARBY**

- 67. Camillus Mercy School of Practical Nursing  
14th St. & Landsdowne Ave., 19023. [s]; (200).

**DOWNINGTOWN**

- 68. Gordon Phillips School of Beauty Culture  
7 Downingtown Center, 19335. (610) 269-1900. [a, nacs]; (62).  
*Jeanette Hart* 1973

**DRAYOSBURG**

- 69. Allegheny Beauty Academy  
101 3rd St., 15034. (412) 469-2447. [a, nacs, r, v]; (27, 62, 95, 129).  
*Dolly M. Prokop* 1885

**DU BOIS**

- 70. Du Bois Business College  
P.O.B. O. 1 Beaver Dr., 15801. (814) 371-6920. [a, ml, r, s, v]; (1, 30, 34, 180, 247, 248).  
*Scott Dixon* 1963

- 71. Pennsylvania Academy of Cosmetology  
18 N. Brady St., 15801. (814) 371-4151. [a, nacs, r, v]; (27, 62, 129).  
*Frances Churban* 1983

- 72. Triangle Tech., Inc.  
P.O.B. 551, Tannery Row, 15801. (814) 371-2090. [a, r, s, l, v]; (12, 13, 41, 85, 94, 176, 303).  
*Brenda McCullough*

- HANOVER**
109. Empire Beauty School 1956  
Clearview Shopping Center, Carlisle St., 17331. (717) 633-6201. [a, nacs, v]; (27, 62, 129). *Judy Gibbons*
110. Hanover Practical Nursing Program 1984  
190 E. Walnut St., 17331. (717) 637-2111. [b]; (200). *Shirley LaDane*
111. Horn, Peg, School of Beauty 1956  
780 Brezewood Dr., 17331-9342. (717) 637-1088. [a, nacs]; (27). *Frances Tamiel*
- HARRISBURG**
112. Academy of Medical Arts & Business 1980  
279 Boas St., 17102-2944. (717) 233-2172. [a, l, ml, r, s, t, v]; (32, 57, 70, 71, 81, 136, 177, 180, 198, 208, 248). *Gary Kay*
113. Block, H & R, Income Tax School 1955  
5072-A Jonestown Rd., 17112-2921. (717) 652-1202. [a]; (145). *Philip J. Amoroso*
114. Dauphin Co. Tech. School 1970  
6001 Locust Ln., 17109-5699. (717) 652-3170. [b, r, s]; (5, 18, 31, 41, 47, 54, 57, 86, 94, 99, 115, 116, 126, 131, 169, 177, 198, 252). *James Imler*
115. Empire Beauty School 1956  
3941 Jonestown Rd., 17109. (717) 652-8500. [a, nacs, v]; (27, 62, 129). *Deb Withelder*
116. Harrisburg Area Comm. College  
3300 Cameron St., 17110. [a, l, nacs, r, s, v]; (70, 98, 148, 215, 221, 301).
117. Harrisburg-Steelton-Highspire Tech. School 1967  
P.O.B. 5100, 2915 N. 3rd St., 17110. (717) 234-2611. [b]; (1, 17, 18, 30, 31, 32, 41, 62, 70, 86, 97, 126, 138, 224, 246, 249, 303). *Juanita D. Moore*
118. Nat'l. Education Center, Thompson Institute 1918  
5650 Derry St., 17111. (717) 564-4112. [a, bb, r, s, v]; (34, 57, 58, 85, 88, 99, 177). *Tom Bogush*
119. Real Estate Institute of Pennsylvania  
4400 Linglestown Rd., 17112. (717) 652-7288. [a]; (233). *M. Linda Lloyd*
- HAVERTOWN**
120. Claro Modeling 1986  
1930 Lawrence Rd., # 33B, 19083-1709. [a]; (62, 87, 189).
- HAZLETON**
121. Empire Beauty Schools, Inc. 1956  
124 W. Broad St., 18201. (717) 454-8461. [a, nacs, v]; (27, 62, 129). *Joan Seaman*
122. Hazleton Area Voc.-Tech. School  
23rd & McKinley St., 18201. (717) 459-3170. [b]; (200, 284, 297). *Dale H. Long*
123. Hazleton State General Hospital, School of Nursing  
E. Broad St., 18201. (199).
- HERMITAGE**
124. Cheena's Beauty Academy 1971  
3322 E. State St., 16148-3398. [a, nacs, r, v]; (27).
125. Penn State Cosmetology Academy 1979  
2200 E. State St., 16148-2756. (412) 347-4503. [a, nacs, s, v]; (62). *Ruthy Barris Keria*
- HUNTINGDON VALLEY**
126. Shaw School of Floral Design 1980  
2840 Pine Rd., 19006. (215) 947-1900. [a, s]; (115). *Terry Steinberg*

- ERIE**
91. Tri-State Computer Institute 1984  
P.O.B. 8044, 5757 W. 26th St., 16506. (814) 838-7673. [a, la, r, s, v]; (1, 32, 57, 64, 70, 143, 248). *Wendy Kodrzycki*
92. Triangle Tech. of Erie 1944  
2000 Liberty St., 16502. (814) 453-6016. [a, s, t]; (12, 85, 92, 93, 94, 176). *Beverly J. Rapp*
93. TAI, Travel Agents Int'l. Travel Academy 1987  
2660 W. 8th St., 16505-4021. (814) 456-7524. [a]; (287). *Judy Swain*
- EXTON**
94. Automotive Training Center 1917  
114 Pickering Way, 19341. (610) 363-6716. [a, r, s, t, v]; (17, 18, 77, 169, 303). *Steven C. Hiscox*
- FAIRLESS HILLS**
95. Bucks Co. Tech. School 1958  
Wistar Rd., 19030. (215) 949-1700. [a, s]; (18, 31, 49, 54, 57, 62, 70, 77, 94, 99, 138, 177, 215, 219, 225, 229, 238, 303). *Lamar Snyder*
- FEASTERVILLE**
96. Bucks Co. School of Beauty Culture, Inc. 1974  
1761 Bustleton Pike, 19053-7368. (215) 322-0666. [a, nacs, r, s]; (25, 27, 62, 95, 174). *Stephen A. Wallin*
97. Universal Techniques, Inc.  
1761 Bustleton Pike, 19047. (215) 357-6484. [a, s]; (189).
- FOLCROFT**
98. Delaware Co. Tech. School 1968  
Delmar Dr. & Henderson Blvd., 19032-1998. (610) 583-7620. [b]; (200). *Tony Crimiardi*
- FORD CITY**
99. Lenape Area Voc.-Tech. School  
2215 Chaplin Ave., 16226. (412) 763-7116. [b]; (284, 297). *Raymond B. Rogalski*
100. Lenape School of Practical Nursing 1981  
2215 Chaplin Ave., 16226-1608. (412) 763-2608. [b, nln]; (200). *Lauren Chorney*
- FREEMANSBURG**
101. Lion Investigation Academy/Home Study Program 1974  
434 Clearfield St., 18017. (610) 865-0402. [a, s, t]; (73, 151, 163). *Joseph Alarcia*
- GIBSONIA**
102. Technician Training School 1937  
4827 Au Sable Dr., 15044-8349. [a, l, r, s, t, v]; (5, 17, 18, 31, 41, 92, 219).
- GLENSIDE**
103. Int'l. School of Travel  
452 Harrison Ave., 19038. [a, s]; (287).
- GREENSBURG**
104. Business Careers Institute 1945  
33 W. Otterman St., 15601. (412) 834-1258. [a, bb, l, r, s, v]; (34, 156, 246).
105. Greensburg Institute of Technology 1955  
302 W. Otterman St., 15601. (412) 837-3330. [a, l, r, t, v]; (12, 31, 41, 57, 85, 86, 94, 97, 99, 147, 176, 252, 268, 284). *Donna Challant*
106. Pittsburgh Beauty Academy 1955  
100 S. Main St., 15601. (412) 834-3188. [a, nacs]; (27, 95, 129). *Michael A. Felice*
107. Triangle Tech. 1978  
600 Blank School Rd., 15601. (412) 832-1050. [a, t]; (5, 12, 85, 86, 131, 176). *S.R. Koper*
- HANOVER**
108. Block, H & R  
58 Frederick St., 17331. (717) 632-2103. [a]; (145).

## LANCASTER

144. Int'l. Beauty School 1982  
407 W. Chestnut St., 17603-3477. (717) 295-5030. [a, nacs, v, j]; (62).  
*George W. Schaub*
145. Lancaster Business School  
615 N. School Ln., 17603. (717) 397-8818. [a, s, j]; (1, 34, 246, 247).
146. Lancaster General Hospital, School of Nursing & Radiologic Technology 1903  
P.O.B. 3555, 555 N. Duke St., 17603. (717) 295-8312. [b, m, j]; (189, 267, 308).  
*Kathryn Trego*
147. Lancaster Institute of Drilling, Inc.  
812 N. Queen St., 17603. (717) 299-3897. [a, s, v, j]; (66).  
*Rodney Roth*
148. Lancaster School of Cosmetology 1979  
50 Ranck Ave., 17602. (717) 299-0200. [a, j]; (62, 95).  
*Rosemary Stelfish*
149. Modern Heat Council  
P.O.B. 513, 665 S. Ann St., 17604. (717) 397-8156. [a, s, j]; (203).
150. Pennsylvania School of Art & Design 1982  
P.O.B. 59, 204 N. Prince St., 17603-0059. (717) 396-7833. [a, j]; (12, 14, 44, 54, 108, 111, 126, 144, 150, 215).  
*Holly Cumpston*
151. Real Estate School, (The) 1983  
1930 Harrington Dr., 17601. (717) 569-5031. [a, j]; (233).  
*Frank A. Christoffel*
152. St. Joseph Hospital, School of Nursing 1902  
250 College Ave., 17604. (717) 291-6042. [a, n, j]; (189).  
*Fran Stefany*
153. Thaddeus Stevens State School of Tech. 1905  
750 E. King St., 17602-3198. (717) 289-7701. [b, s, j]; (1, 5, 12, 17, 18, 30, 31, 37, 41, 70, 94, 97, 131, 176, 248, 252, 260, 280).
154. Lansdale School of Cosmetology 1990  
215 W. Main St., 19446. (215) 362-2322. [a, l, nacs, v, j]; (62).  
*Robbin Voltz*
155. North Montco Area Voc.-Tech. School  
Sumneytown Pike, 19446. (215) 368-1177. [b, j]; (10, 12, 17, 18, 31, 41, 54, 61, 62, 82, 99, 169, 176, 177, 219, 230, 252, 303).  
*Anthony Crimaldi*
156. Schlicher/Kratz Real Estate Institute  
P.O.B. 176, 19446. (215) 855-1265. (233). 1964
157. Eastern Westmoreland Area Voc.-Tech. School  
849 Hillview Ave., 15650-2399. (412) 539-8788. [b, j]; (17, 18, 31, 37, 41, 62, 97, 116, 126, 136, 169, 218, 239, 260, 281, 284, 297, 303).  
*Anthony Vivic*
158. Empire Beauty School 1956  
36 S. 8th St., 17042. (717) 272-3323. [a, nacs, v, j]; (27, 62, 129).  
*Betsy Lankford*
159. Lebanon Co. Area Voc.-Tech. School, Practical Nursing Program  
833 Metro Dr., 17042. (717) 273-8551. [b, j]; (200).

## LANSDALE

- JAMISON
127. Middle Bucks Co. Area Voc.-Tech. School  
Old York Rd., P.O.B. 317, 18929. (215) 343-2480. [b, j]; (284, 297).  
*Richard G. Marley*
- JEANNETTE
128. Westmoreland Academy of Beauty 1984  
316 Clay Ave., 15644-2120. (412) 527-2833. (27).
- JOHNSTOWN
129. Andrews, Hiram G., Center 1959  
727 Goucher St., 15905. (814) 255-5881. [a, r, s, t, v, j]; (1, 12, 18, 32, 37, 61, 72, 99, 141, 154, 170, 176, 177, 198, 224, 239, 260, 300).  
*Dorothy L. Maynard*
130. Cambria Barber School, Inc.  
561 Highland Ave., 15902-2635. [a, r, s, v, j]; (25).
131. Cambria-Rowe Business College 1891  
221 Central Ave., 15902. (814) 536-5168. [a, bb, r, s, v, j]; (1, Linda Weiss
132. Conemaugh Valley Memorial Hospital, School of Nursing 1896  
1086 Franklin St., 15905-4398. (814) 533-9118. [a, j]; (189).  
*Bonnie L. Ford*
133. Greater Johnstown Career & Technology Center 1970  
445 Schoothouse Rd., 15904. (814) 269-3874. [b, naps, n, s, v, j]; (5, 12, 18, 54, 70, 94, 99, 131, 176, 180, 200, 221, 237, 248, 275, 288, 303).  
*Anthony Crimaldi*
134. H & Block Income Tax School  
108 College Park Plaza, 15904. (814) 266-7815. [a, j]; (145).  
*Pat Brewer*
135. Pennsylvania Academy of Cosmetology 1962  
2445 Bedford St., 15904. (814) 269-3444. [a, nacs, s, v, j]; (62).  
*Susan J. Smith*
- KING OF PRUSSIA
136. Main Line Models 1972  
160 King of Prussia Plaza, 19406. (610) 337-2689. [a, j]; (189).  
*Linda Wisch*
137. Pennsylvania School of Muscle Therapy, Ltd. 1982  
651 S. Gulph Rd., 19406. (610) 265-7839. [a, s, j]; (174).  
*Mary Jo Myers*
- KINGSTON
138. Jo Mar Beauty School 1983  
Narrows Mall, 18704. (717) 288-4574. [a, nacs, j]; (27, 62, 129).  
*Cathy LeMark*
- KITTANNING
139. Kittanning Beauty School  
120 Market St., 16026. (412) 548-2031. [a, r, v, j]; (62).  
*Jan Crawford*
- LANCASTER
140. Bowman Tech. School 1877  
1217 Pleasure Rd., 17601-5161. (717) 397-7484. [a, r, s, v, j]; (154, 300).  
*Melanie Parkhurst*
141. Bowman's, Mary, Academy of Modeling  
P.O.B. 4071, 17604. (717) 890-7716. [a, s, j]; (189).
142. Consolidated School of Business 1981  
1817 Olde Homestead Ln., 17605-0333. (717) 394-6211. [a, t, j]; (1, 30, 32, 70, 81, 156, 180, 181, 246, 247, 249).  
*Vincent P. Safran*
143. Empire Beauty School 1956  
1801 Columbia Ave., Wheatland Shopping Center, 17604. (717) 394-8551. [a, nacs, v, j]; (27, 62, 129).  
*Jacquelyn Kercher*

- MEDIA** 177. Williamson Free School of Mechanical Trades 1988  
106 S. New Middletown Rd., 19063. (610) 566-1776. [a, l];  
(12, 31, 41, 86, 94, 98, 121, 131, 138, 169, 176, 207, 260, 268,  
278, 280, 289, 306). Ken Horton
- MERCER** 178. Mercer Co. Area Voc.-Tech. School  
P.O.B. 152, Rte. 58, 16137. (412) 662-3000. [b]; (200, 284,  
297). Robert G. Brown
- MIDDLETOWN** 179. Electronic Institutes 1959  
19 Jamesway Plaza, 17057-4851. (717) 944-2731. [a, la, laa,  
r, s, t, v]; (58, 97, 98, 99, 230). William F. Margul
180. MTA School 1968  
1801 Oberlin Rd., 17057-2953. (717) 939-1981. [a, h, r, s, t,  
v]; (77, 288).
- MILTON** 181. Professional Drivers Academy 1975  
P.O.B. 475, Milton Industrial Pk., 17847. (717) 523-3100. [a,  
s, v]; (288). Brick Kepler
- MONACA** 182. Community College of Beaver Co.  
College Dr., 15081. (412) 775-8561. (17, 18, 303).
- MONESSEN** 183. Douglas School of Business, Inc. 1904  
130 Seventh St., 15062. (412) 684-7644. [a, bb]; (1, 32, 33,  
34, 145, 180, 181, 246, 247, 248). Linda Giambattista
- MONROEVILLE** 184. Career Training Academy 1988  
244 Center Rd., 15612. (412) 372-3900. [a, l, la, r, s, t, v]; (71,  
81, 157, 177, 213, 220). John M. Reddy
185. Community College of Allegheny Co. - Boyce Campus  
595 Beatty Rd., 15146. [b]; (32, 70, 85, 97, 140, 268).
186. Forbes Road East Area Voc.-Tech. School 1959  
607 Beatty Rd., 15146. (412) 373-8100. [b, nln, r, s, v]; (1, 5,  
14, 17, 18, 41, 47, 54, 57, 61, 62, 70, 71, 77, 94, 99, 100, 126).  
Linda Karns
187. Monroeville School of Business 1977  
105 Mall Blvd., Expo Mart, 3rd Fl., 15146. (412) 856-8040. [a,  
t]; (1, 70, 180, 246). Marilyn McCarthy
188. Western School of Health & Business Careers 1980  
1 Monroeville Center, Ste. 250, 15146. (412) 373-6400. [a, s,  
t, v]; (71, 177, 180, 208, 213). P. Thall
- MT. JOY** 189. J.O.Y. Academy of Modeling, (The) 1985  
580 Union School Rd., 17552. (717) 653-2133. [s]; (189).  
Arla Henry
190. Mt. Joy Area Voc.-Tech. School  
Box 237, 17552. (717) 653-2061. [b]; (10, 17, 18, 31, 41, 54,  
62, 70, 85, 97, 116, 138, 169, 170, 207, 210, 252, 277).  
Stephen Kachniasz
- MT. POCONO** 191. Moyer Aviation, Inc. 1981  
P.O.B. 275, Rte. 811, 18344. (800) 321-5890. [a, laa, v]; (3).  
Verne Moyer
- NANTICOKE** 192. Luzerne Co. Comm. College 1967  
Prospect St. & Middle Rd., 18634. (717) 829-7300. [b]; (284,  
287). Thomas P. Leary
- NEW BERLIN** 193. SUN Area Tech. School 1970  
P.O.B. 527, 815 E. Market St., 17855-0527. (717) 966-1031.  
[b]; (5, 17, 18, 27, 37, 41, 54, 57, 61, 70, 71, 77, 84, 99, 116,  
126, 131, 132). John Bohn
- LEESPORT** 160. Berks Career & Technology Center, West Campus 1968  
R.D. 1, Box 1370, 19533. (610) 374-4143. [b, r, s, v]; (5, 12,  
17, 18, 21, 31, 37, 41, 54, 57, 61, 62, 70, 71, 177, 193, 203,  
217). Robert D. Johnston
- LEMONT FURNACE** 161. West Virginia Career Institute, Inc. 1987  
200 College Dr., 15458. (412) 437-4600. [a, bb, s]; (1, 30, 34,  
143, 180, 247, 248, 262). Linda Franiz
- LEMOYNE** 162. Int'l. Beauty School 1992  
West Shore Plaza, 17043. (717) 761-2262. [a, l, nacs, r, s, v];  
(27, 62, 129). Mrs. Martin
- LESTER** 163. All-State Career School 1967  
501 Seminole St., 18029-1825. (610) 521-1818. [a, l]; (288).  
Andrew Napolitano
- LEVITTOWN** 164. Levittown Beauty Academy 1964  
4257 New Falls Rd., 19056. (215) 943-0298. [a, l, nacs, r, s,  
v]; (27, 62, 95, 129, 174). Dennis DeVenuto
- LEWISTOWN** 165. Empire Beauty Schools, Inc. 1929  
101 E. Market St., 17044. (717) 248-5408. [a, nacs, r, v]; (25,  
27, 62, 129). Jackie Patton
166. Junlata-Mifflin Co. Area Voc.-Tech. School 1968  
P.O.B. 1010, Pitt St. & Bell Vernon Ave., 17044. (717) 248-  
3933. [b]; (200, 284, 297). Terry Houck
- MAHANAY CITY** 167. McCann School of Business 1897  
Main & Pine Sts., 17948. (717) 773-1820. [a, bb, v]; (1, 30, 32,  
34, 177, 178, 180, 181, 208, 246, 247, 248, 262).
- MAR LIN** 168. Schuylkill Co. Area Voc.-Tech. School  
P.O.B. 110, 17951. (717) 544-4748. [b, r, s, v]; (284, 297).
- MCKEES ROCKS** 169. Ohio Valley General Hospital, School of Nursing 1901  
Heckel Rd., 15138. (412) 777-6204. [a]; (199).  
Janice M. Poluha
- MEADVILLE** 170. Crawford Co. Area Voc.-Tech. School  
860 Thurston Rd., 16335. (814) 724-6024. [b]; (200, 284,  
297). B.A. Fisher
- MECHANICSBURG** 171. Cumberland-Perry Tech. School  
110 Old Mill Rd., 17055. (717) 697-0354. [b, s]; (71).  
Ronald Smith
172. Empire Beauty School 1958  
5103 Carlisle Pike, 17055. (717) 731-8220. [a, nacs, v]; (27,  
62, 129). Kris Hamman
173. Hair Masters Academy & School of Hairstyling 1985  
25 Laurel Dr., 17055-5536. [nacs, s]; (129).
- MEDIA** 174. Main Line Models School 1976  
1215 W. Baltimore Pike, 19063-5501. (610) 565-5445. [a];  
(189). Laraine Colden
175. Pennsylvania Institute of Technology 1953  
800 Manchester Ave., 19063-4098. (610) 565-7900. [a]; (12,  
13, 32, 58, 70, 85, 86, 94, 98, 176, 180, 246, 247).  
Dennis Shannon
176. Pennsylvania State Univ., Delaware Co. Campus  
25 Yearsley Mill Rd., 19063. (610) 565-7900. [b]; (1, 34, 94,  
97, 279, 280).

**NORRISTOWN**

- 211. Montgomery County O.I.C. 1967  
Arch & E. Basin Sts., 19401-4097. (610) 279-9700. [a, s, j]; (33, 70, 246). *Alan E. Badger*
- 212. Pennsylvania Academy of Barbering & Hairstyling  
128 E. Main St., 19401. (610) 279-2466. [a, r, s, v]; (25).
- 213. Phillips, Gordon, School of Beauty Culture  
Hilicross Plaza, 108 W. Germantown Pike, 19401. (610) 272-1555. [a, nacs]; (27).
- 214. Sacred Heart Hospital, School of Practical Nursing 1957  
1500 Dekalb St., 19404. (610) 278-8540. [a, nln]; (200).
- 215. Tri-City Barber School  
128 E. Main St., 19401-4917. (610) 279-4432. [a, ij]; (25). *Jean McCluskey* 1984  
*Peggy Porche* 1919
- 216. Lansdale School of Business  
201 Church Rd., 19454. (215) 699-5700. [a, bb, ij]; (1, 32, 34, 57, 70, 140, 177, 180, 181, 208, 246, 247, 287).
- 217. Parkway West Area Voc.-Tech. School 1968  
7101 Steubenville Pike, 15071-9406. (412) 923-1772. [b]; (200, 284, 297). *Marianne Hyllinski*
- 218. Venango Co. Area Voc.-Tech. School  
1 Vo-Tech. Dr., 16301. (814) 677-3097. [b]; (6, 10, 17, 18, 31, 33, 37, 41, 61, 62, 70, 85, 136, 169, 200, 219, 230, 236). *William H. Clark, Jr.*
- 219. Upper Bucks Co. Area Voc.-Tech. School, Practical Nursing Program  
R.R. 2, Box 207, 18944. (215) 795-2911. [b, r, s, v]; (200). *Robert Bubb* 1967
- 220. Academy for Scientific Investigating Training  
2142 S. Broad St., 19145. [a, s, v]; (163). *Vincent Furlong* 1975
- 221. Alcoa Tech. Institute  
4725 Chestnut St., 19139. (215) 748-6101. [a, r, s, t, v]; (303). *Robert Bubb* 1967
- 222. American Center for Tech. Arts & Sciences, Inc.  
1930 Chestnut St., 1st Fl., 19103. (215) 567-5598. [a, acct, r, s, v]; (208). *Harvey H. Levitan* 1970
- 223. American Institute of Design, Inc.  
1616 Orthodox St., 19124. (215) 288-8200. [a, r, s, t, v]; (12, 85, 86, 149, 150). *American Travel Training Academy - Business Skill Center* 1959
- 224. American Travel Training Academy - Business Skill Center  
1516 Spruce St., 19102. (215) 545-2800. [a, l, la, r, s, v]; (30, 32, 48, 246, 247, 248, 262, 287). *Harvey H. Levitan* 1970
- 225. Amodel, Ralph, Int'l. Institute of Hair Design & Technology  
4451 Frankford Ave., 19124. (215) 288-4433. [a, ij]; (25, 129). *Steve Triosi* 1970
- 226. Art Institute of Philadelphia, (The)  
1622 Chestnut St., 19103. (215) 567-7080. [a, ij]; (7, 34, 54, 107, 109, 146, 150, 215, 294). *Cheryl Sacks* 1987
- 227. Baron's Castle Beauty Academy  
4011 Collman Ave., 19135-1005. (215) 338-1500. [a, nacs]; (27, 62).

**NORTH WALES**

**OAKDALE**

**OIL CITY**

**PERKASIE**

**PHILADELPHIA**

**NEW BRIGHTON**

**NEW CASTLE**

**NEW CUMBERLAND**

**NEW KENSINGTON**

**NEW STANTON**

**NEWTOWN**

**NORRISTOWN**

- 194. Garfield Business Institute 1895  
709 3rd Ave., 15066-1846. (412) 847-4510. [a, ij]; (1, 24, 30, 32, 33, 34, 56, 70, 180, 246, 247). *Richard K. Miller* 1895
- 195. Jamson Memorial Hospital, School of Nursing  
222 W. Leasure Ave., 16105. (412) 656-4052. (199).
- 196. Lawrence Co. Area Voc.-Tech. School  
750 Wood St., 16101. (412) 658-3581. [b]; (200, 284, 287). 1957
- 197. New Caselle Beauty School  
314 E. Washington St., 16101. (412) 654-6611. [a, nacs, r, v]; (62). *Kenneth Schreffler, Jr.*
- 198. New Castle Business College  
700 Moravia St., 16101. (412) 658-9066. [a, bb, r, v]; (1, 2, 32, 34, 180, 244, 246, 247, 248, 287). *Shirley Eliason* 1984
- 199. Shenango Valley School of Business  
500 S. Mill St., 16101. (412) 654-1976. [a, bb, r, s, t, v]; (1, 30, 32, 47, 57, 70, 145, 177, 179, 180, 181, 246, 247, 248, 262). *Marie Peterson*
- 200. St. Francis Hospital, School of Nursing  
1100 S. Mercer St., 16101. (412) 656-6000. [ln, s]; (189). *Gloria Minteer, R.N.* 1977
- 201. Institute of Real Estate Studies  
722 Limekiln Rd., 17070-2315. (717) 774-4700. [a]; (233). *Amelia R. Lambert* 1972
- 202. Career Training Academy  
703 5th Ave., 15068. (412) 337-1000. [a, ij]; (1, 30, 32, 71, 81, 136, 148, 157, 177, 180, 181, 213). *Deborah Athey* 1912
- 203. Citizens General Hospital, School of Nursing  
651 4th Ave., 15068. (412) 337-5090. [l, nln, r, s, v]; (189). *Lynne Flugh* 1985
- 204. New Kensington Commercial School  
945 Greensburg Rd., 15068. (412) 339-7542. [a, bb, s, v]; (1, 23, 30, 32, 33, 34, 57, 70, 109, 177, 180, 247, 248, 287). *Arthur Mullien* 1972
- 205. Oakbridge Academy of Arts  
401 9th St., 15068. (412) 335-5336. [a, r, s, t, v]; (2, 14, 44, 54, 106, 109, 111, 126, 144, 149, 161, 215). *William Breyak* 1986
- 206. Pittsburgh Beauty Academy of New Kensington  
851 Fifth Ave., 15068. (412) 337-8500. [a, l, la, nacs, r, s, v]; (25, 27, 34, 62, 129, 304). *Linda Howe* 1962
- 207. Central Westmoreland Area Voc.-Tech. School  
240 Arona Rd., 15672. (412) 925-3532. [b, s]; (17, 18, 31, 41, 54, 57, 61, 81, 86, 89, 116, 126, 135, 138, 169, 198, 207, 219). *Jim Gilmore*
- 208. Bucks Co. Comm. College  
Swamp Rd., 18940. [b]; (1, 32, 57, 86, 140, 148, 221, 233). *Joan Campbell* 1985
- 209. Sierra Modeling & Talent Center  
P.O.B. 477, Teiry Dr., 18940. (215) 579-2100. [a, s]; (8, 189, 229). *Joan Campbell*
- 210. Central Montgomery Co. Area Voc.-Tech. School  
New Hope St. & Plymouth Rd., 19401. (610) 277-2301. [b]; (284, 297). *John G. Williams*

## PHILADELPHIA

247. Harper, Ruth, Modeling & Charm School  
1427 W. Erie Ave., 19140. (215) 225-4268. [a]; (189).
248. Hospital of the Medical College of Pennsylvania, School of Nursing  
3300 Henry Ave., 19129. (199).
249. Hospital of the Univ. of Pennsylvania, School of Nursing  
320 S. 34th St., 19104. (199).
250. Hussian School of Art, Inc. 1946  
1118 Market St., 19107-3679. (215) 981-0900. [a, r, s, t, v]; (2, 14, 54, 126, 144). *Andrea Kane*
251. Inlingua Schools of Languages 1972  
225 S. 15th St., Ste. 1510, 19102. (215) 735-7646. [a]; (158). *A. Leavenworth*
252. Institute for Paralegal Training  
1926 Arch St., 19103. (215) 567-4800. [a]; (208).
253. Insurance Society of Philadelphia  
Public Ledger Bldg., Indian Sq., 7th Fl., 19106. [a]; (148).
254. James Martin AVTC 1947  
2600 Red Lion Rd., 19114-1020. (215) 961-2131. [b, m, n, n, r, s, v]; (71, 72, 178, 200, 237). *Ruby R. Smith*
255. Jean Madeline Education Center for Cosmetology, Inc. 1987  
315-A Bainbridge St., 19147-1542. (215) 574-9670. [a, nacs]; (25, 27, 62, 129, 304). *Elizabeth R. DeRusso*
256. John Donahue Int'l. School of Hairstyling 1980  
2485 Grant Ave., 19114. (215) 969-1313. [a, t, v]; (25, 62, 129). *Kevin Williams*
257. Kennedy, John F., Adult Voc. Training School 1965  
734 Schuykill Ave., 19148-2397. (215) 875-3739. [b]; (17, 18, 31, 32, 33, 118, 126, 207, 214, 224, 260, 284, 290). *Frederick Armour*
258. Lankenau Hospital, School of Nursing 1899  
Lancaster Ave., W. of City Line, 19151. (215) 645-2244. [v]; (199).
259. Leonard's Hollywood Beauty School 1960  
8574 Busleton Ave., 19152. (215) 745-0550. [a, nacs, r, s, v]; (27). *Leonard Holtzin*
260. Liberty Academy of Business 1989  
511 N. Broad St., Ste. 2000, 19132. (215) 925-8670. [a, s]; (1, 34, 70, 180, 208, 246). *Charlotte Matthews*
261. Life Modeling Workshop  
225 Church St., 1-1 Sugar Refinery, 19108. (215) 592-8400. [a]; (189).
262. Lincoln Tech. Institute 1962  
9191 Torresdale Ave., 19136. (215) 335-0800. [a, i, r, s, t, v]; (12, 18, 77, 85, 88, 176). *Douglas Johnson*
263. Lingual Institute  
17th & Sansom St., 19103. (215) 546-4825. [a]; (158). *Tseghe Abebe*
264. Manayunk Art Center 1956  
419 Green Ln., (rear), 19128. (215) 482-3363. [a]; (14, 46, 54, 111, 126, 144, 165, 215, 245). *William J. Greenwood*
265. Martin School of Business 1973  
2417 Welsh Rd., 19114. (215) 677-6110. [a, i, r, v]; (64, 180, 181, 246, 247, 248, 287). *Dolores S. Aversa*

## PENNSYLVANIA (7)

- PHILADELPHIA
228. Berean Manual Training & Industrial School, (Berean Institute) 1899  
1901 W. Girard Ave., 19130. (215) 763-4833. [a, bb, l, r, s, t, v]; (1, 27, 31, 32, 57, 58, 62, 70, 97, 99, 129, 180, 246, 247, 248, 297).
229. Berlitz School of Languages  
1608 Walnut St., 19103. (215) 735-8500. [a]; (158).
230. Bok Area Voc.-Tech. School  
8th & Millin Sts., 19148. (215) 463-6060. [b, s, v]; (18, 34, 41, 54, 61, 62, 70, 89, 94, 97, 169, 176, 177, 206, 219, 238, 252, 270). *Benjamin Dickerson*
231. Career Institute 1981  
1825 J.F.K. Blvd., 19103. (215) 561-7600. [a, bb, r, v]; (1, 32, 55, 57, 70, 81, 180, 208, 246, 247, 248, 262, 287). *Eve Corey*
232. Chestnut Hill Hospital, School of Nursing  
8635 Germantown Ave., 19118. (199).
233. Claro Modeling Agency & Workshop, Inc.  
1519 W. Passyunk Ave., 19145. (215) 334-8675. [a]; (189).
234. Computer Learning Center 1979  
3600 Market St., 19104. (215) 222-8450. [a, bb, l, r, s, v]; (57).
235. Court Reporting Institute, (The) 1986  
1845 Walnut St., 7th Fl., 19103-4707. (215) 854-1853. [a, r, s, t, v]; (64, 181). *Barbara Bonalucci*
236. Craft Fashion Institute 1947  
27 S. 12th St., 19107. (215) 592-4600. [a, t]; (107, 109, 270). *Donnis Keiser*
237. Delaware Valley Academy of Medical & Dental Assistants 1968  
6539 Roosevelt Blvd., 19149-2998. (215) 744-5300. [a, m, l, r, v]; (71, 177).
238. Dobbins Tech. High School  
Lehigh Ave. at 22nd St., 19132. (215) 229-6800. [b]; (116). *Edward Magliocco*
239. Drexel Univ. 1891  
32nd & Chestnut Sts., 19104. (215) 895-2400. [a]; (284, 297). *Tracy Sanchez*
240. Elstein, Albert, Medical Center, School of Nursing  
York & Tabor Rds., 19141. [a, i, r, v]; (189).
241. Episcopal Hospital, School of Nursing 1888  
Front St. & Lehigh Ave., 19125. (215) 427-7449. [a]; (199). *Karen Pantalone*
242. Frankford Hospital, School of Nursing 1903  
4918 Penn St., 19124. (215) 831-2367. [a, m, l, n, v]; (189). *Natasha Milosevich*
243. Frudakis Academy of Fine Arts  
32 Strawberry St., 2nd Fl., 19106-2807. [s]; (111).
244. Germantown Hospital & Medical Center, School of Nursing 1892  
3 Penn Blvd., 19144. (215) 951-8855. (189). *Patricia Burke*
245. Gibbs, Katharine, School 1911  
100 S. Broad St., 10th Fl., 19110. (215) 564-5035. [a, bb]; (1, 32, 140, 178, 208, 246, 247, 248).
246. Harlow Beauty Culture School, Inc.  
3352 Edgemont St., 19134. [i, la, r, v]; (62).

## PHILADELPHIA

285. Pierce Jr. College  
1420 Pine St., 19102. (215) 545-6400. [a, bb]; (1, 32, 34, 64, 70, 246).
286. Powers, John Robert, Modeling, Charm & Finishing School  
1528 Spruce St., 19102-4505. (215) 564-0244. [a, s]; (189).
287. Presbyterian Medical Center of Philadelphia, School of Practical Nursing  
391th & Market Sts., 19104. (215) 662-9161. [a, nln]; (200).  
*Susan Slawek*
288. Price, Charles Morris, School of Advertising & Journalism  
1700 Walnut St., 19103. (215) 546-2747. [a]; (2).  
1920
289. Quaker City Institute of Aviation  
2565 Grays Ferry Ave., 19146. (215) 545-7518. [a, faa, l, ia, r, s, v]; (22, 99).  
*Antoinette Levill*  
1946
290. Restaurant School, (The)  
4207 Walnut St., 19104. (215) 222-4200. [a, l, r, s, t, v]; (61, 140, 238).  
*Deborah A. Dunn*  
1978
291. Serra, Thomas, Philadelphia Academy of Beauty  
6174-80 Ridge Ave., 2nd Fl., 19128. (215) 483-8808. [a, nacs, s]; (62).  
*John Waldon, Jr.*  
1981
292. South Philadelphia Beauty Academy  
1933 W. Passyunk Ave., 19145. (215) 334-3030. [a, nacs, r, v]; (27, 82).  
*Renee Messina*  
1963
293. Spanish Language School, Inc.  
1921 Walnut St., 19103. (215) 567-4446. [a]; (158).  
*Antonio Valdez*  
1979
294. St. Joseph's Evening College  
54th St. & City Line Ave., 19131. (1, 32, 221).
295. St. Joseph's Hospital, School of Nursing  
17th & Girard Ave., 19130. (199).
296. Studio School of Art & Design  
117 Chestnut St., 19106. (215) 592-0940. [a, l, r, s, v]; (54, 144, 161, 165, 215).
297. Talmage Travel School  
1223 Walnut St., 19107. [a, s]; (287).
298. Temple Univ.  
1616 Walnut St., 15th Fl., 19103. (215) 787-4335. [b, s]; (32, 34, 57, 70, 143, 246, 247, 298, 307).  
*Julie Reich*  
1984
299. Thomas Jefferson Univ., College of Allied Health Sciences, School of Nursing  
11th & Walnut, 19107. (215) 928-6000. (199, 200).
300. Thompson Institute, NEC  
3440 Market St., 19104. (215) 387-1530. [a, bb, l, ia, r, s, v]; (34, 177, 179).  
*Dom Montalvo*  
1982
301. Tracy-Warner School  
401 N. Broad St., 19108. (215) 574-0402. [a, bb, l]; (107, 109, 177, 270).  
*John Spruill*  
1956
302. Tri-City Barber School  
5901 N. Broad St., 19141. (215) 927-3232. [a, r, s, t, v]; (25).  
*Marc S. Jacobs*  
1954
303. Ultrasound Diagnostic School  
3527 Cottman Ave., 19149. (215) 624-8245. [a, l, r, s, v]; (182).  
*Dr. William Spier*

## PHILADELPHIA

266. McCarrie School of Health Sciences & Technology  
512 S. Broad St., 19146. (215) 545-7772. [a, r, s, t, v]; (71, 72, 177, 178, 180, 198, 213, 267).  
*Robert Walder*  
1917
267. Memorial Hospital of Roxborough, School of Nursing  
5800 Ridge Ave., 19128. (215) 487-4459. [nln]; (199).  
*Maria B. Doran*
268. Methodist Hospital, School of Nursing  
2301 S. Broad St., 19148. (199).
269. Metropolitan Career Center  
162 W. Chelton Ave., 2nd Fl., 19144. (215) 843-6615. [a]; (32, 246).  
*Gloria Singleton*  
1974
270. Miss Connie Kershaw's Beauty Academy  
3355-57 Kensington Ave., 19134. (215) 634-0633. [a, l, ia, r, t, v]; (62).  
*Connie Kershaw*  
1960
271. Murrel Dobbins Area Voc.-Tech. School  
Lehigh Ave. at 22nd St., 19132. [b]; (71, 284, 297).
272. Nat'l. Tech. Schools  
4725 Chestnut St., 19139. (215) 748-6101. [a, r, s, t, v]; (31, 303).  
*Dirk Baird*
273. New England Tractor Trailer Training School  
3715 E. Thompson St., 19137. (215) 288-7800. [a, s, t, v]; (288).  
*Sean Quinn*  
1966
274. Northeastern Hospital, School of Nursing  
2301 E. Allegheny Ave., 19134-4499. (215) 291-3135. [a]; (199).  
*Kathleen Stryker*  
1923
275. Orleans Tech. Institute  
1330 Rhawn St., 19111-2899. (215) 728-4700. [a, s, t, v]; (5, 31, 41, 64, 219, 236, 284).  
*Robert Kassof*  
1974
276. Pennsylvania Academy of Fine Arts  
Broad & Cherry Sts., 19102. (215) 972-7825. [a]; (111, 245).  
*Rosanne Barrett*  
1805
277. Pennsylvania Hospital, School of Nursing  
8th & Spruce Sts., 19107. (199).
278. Pennsylvania School of Dog Grooming  
7757 Frankford Ave., 19136. (215) 331-0242. [a, s]; (82).  
*Robert S. Whitman*  
1969
279. Philadelphia Elwyn  
4040 Market St., 19104. (215) 895-5541. [a, r, s, v]; (116, 170, 239, 246).  
1971
280. Philadelphia School of Textiles & Science  
Schoolhouse Ln. & Henry Ave., 19144. (215) 951-2700. [a]; (149, 218, 277).
281. Philadelphia Training Center  
40 N. 2nd St., 19106-4504. (215) 567-3104. [a, t]; (156, 198).  
*David Podbros*
282. Philadelphia Wireless Tech. Institute  
1533 Pine St., 19102-4693. (215) 546-0745. [a, l, ia, r, s, t, v]; (5, 98, 99, 131).
283. Phillips, Gordon, Schools of Beauty Culture  
1101 Chestnut St., 19107. (215) 561-2400. [a, nacs]; (62).
284. Phillips, Gordon, Schools of Beauty Culture  
7248 Frankford Ave., 19135. (215) 331-4444. [a, nacs]; (62).



PITTSBURGH

321. Duff's Business Institute 1840  
110 9th St., 15222. (412) 261-4520. [a, bb, l, r, s, v]; (1, 30, 32, 34, 35, 64, 70, 109, 177, 180, 208, 244, 246, 247, 248, 262).  
*M. Scott*
322. Electronic Institutes 1955  
4634 Browns Hill Rd., 15217. (412) 521-8686. [a, r, s, l, v]; (58, 92, 93, 94, 97, 273, 276).  
*Ron Kubitz*
323. Fashion Academy of Pittsburgh  
110 9th St., 15222. [a, r, s, t, v]; (89, 185).
324. Financial Estate Institute  
7205 Saltsburg Rd., 15235. (412) 795-6000. [a, s]; (148, 233).
325. Gateway Tech. Institute 1906  
100 7th St., 15222. (412) 281-4111. [a, l]; (5, 12, 58, 86, 97, 99, 131, 132, 147, 176, 236, 252).  
*James Rudolph*
326. Institute of Broadcast Arts  
201 Ewing Ave., 15205. [a, s]; (102, 229).
327. Int'l. Bartending Institute 1977  
2961 W. Liberty Ave., # 217, 15216-2546. (412) 344-9100. [a, s]; (26).  
*Raymond T. Friem*
328. ICM School of Business 1963  
10 Wood St., 15222. (412) 281-2647. [a, bb, r, v]; (1, 6, 32, 34, 57, 70, 109, 140, 177, 180, 181, 191, 246, 247, 248, 287).  
*James Dilla*
329. Japan Institute  
45 Wilkins Rd., 15221. (412) 731-1009. [a]; (158).
330. Kaufman, Lillane, School of Nursing  
3459 5th Ave., 15213. (200).
331. Machine Shop Technologies Institute 1981  
110 S. Main St., 15220. (412) 922-2602. [a, r, s, v]; (92, 94, 97, 98, 99, 169, 223, 227, 281, 282, 284).  
*Frank Sanns*
332. Median School of Allied Health Careers 1958  
125 7th St., 15222-3400. (412) 391-7021. [a, la, r, s, t, v]; (71, 136, 177, 180, 181, 198, 216, 293).  
*William Mosle*
333. Mercy Hospital, School of Nursing  
1401 Blvd. of the Allies, 15219. (199).
334. North Hills School of Health Occupations 1984  
1500 Northway Mall, 15237-3013. (412) 367-8003. [a]; (177, 213).  
*Janel C. Ennis*
335. Penn Hills Sr. High School  
12200 Garland Dr., 15235. (412) 793-6400. [b]; (10, 17, 18, 31, 62, 116).
336. Penn Tech. Institute 1947  
110 Ninth St., 15222. (412) 355-0455. [a, l]; (99).  
*Louis Dimasi*
337. Pennsylvania Gunsmith School 1949  
812-J Ohio River Blvd., Avalon, 15202. (412) 766-1812. [a, l, r, s, t, v]; (128).  
*M. Thacker*
338. Pittsburgh Beauty Academy 1955  
415 Smithfield St., 3rd Fl., 15222-2218. (412) 471-0270. [a, l, la, nacs, r, s, v]; (25, 27, 34, 62, 129, 304).  
*Arthur DeConciliis*
339. Pittsburgh Floral Academy 1971  
922 Western Ave., 15233. (412) 231-0197. [a]; (115).  
*Frank W. Belohlavek*

PHILLIPSBURG

304. Verbeck Motors Training 1986  
R.R. 3, Box 267, 16866. (814) 342-5064. [a, r, v]; (77).  
*James Verbeck*

PHOENIXVILLE

305. Northern Chester Co. Area Voc.-Tech. School  
Charlestown Rd., 19460. (610) 933-8877. [b, r, s, v]; (1, 2, 17, 18, 21, 32, 33, 41, 57, 58, 61, 70, 94, 99, 109, 115, 132, 138).

PITTSBURGH

306. Art Institute & Fashion Institute of Pittsburgh 1921  
526 Penn Ave., 15222. (412) 263-6600. [a, bb, r, s, l, v]; (54, 108, 109, 150, 215).
307. Barbizon School of Modeling 1939  
9 Parkway Center, 875 Greentree Rd., Ste. 160, 15220. (412) 937-0700. [a]; (189).  
*Barbara Gilbraith*
308. Benedum School of Medical Technology, West Penn Hospital 1959  
4800 Friendship Ave., 15224. (412) 578-5634. [a]; (178).  
*Virginia Dell Craig*
309. Berlitz Language Center  
Park Bldg., Ste. 1511, 355 Fifth Ave., 15222. (412) 471-0900. [a]; (158).
310. Bidwell Training Center, Inc. 1968  
1815 Metropolitan St., 15233. (412) 323-4000. [a, r, s, l, v]; (61, 157, 178, 180, 181, 213, 247, 287).  
*Jesse W. File, Jr.*
311. Block, H & R, Income Tax School 1955  
North Hills Village Mall, 15237. (412) 364-1030. [a, s]; (145).  
*Frederick De John, Jr.*
312. Boyd School, (The) 1968  
One Chatham Center, 15219. (412) 456-1800. [a, h, s, t, v]; (1, 6, 32, 140, 177, 287).  
*Elizabeth M. McKinney*
313. Bradford School, Inc. 1968  
Park Bldg., 355 5th Ave., 15222. (412) 391-6710. [a, bb, r, s, v]; (1, 108, 246).
314. Clarissa School of Fashion Design, Inc. 1951  
332 5th Ave., Warner Centre, 15222-2411. (412) 471-4414. [a, l]; (89, 107, 249, 270).  
*Penelope Smith*
315. Comm. College of Allegheny Co., Allegheny Campus  
808 Ridge Ave., 15212. [b]; (78, 85, 100, 176, 179, 224, 237, 268).
316. Comm. College of Allegheny Co., College Center North 1972  
1130 Perry Hwy., 15237. (412) 366-7000. [b, r, v]; (1, 5, 11, 18, 31, 34, 57, 85, 89, 140, 170, 200, 227, 238, 247).  
*Mary Ann Raymer*
317. Computer Systems Institute 1962  
C.S.I. Bldg., 800 Penn Ave., 15222. (412) 261-8110. [a, bb, l, la, s, v]; (1, 34, 57, 208).  
*J.R. Yorke*
318. Computer Tech/Int'l. Culinary Academy 1967  
107 6th St., Fulton Bldg., 15222-3388. (412) 391-4197. [a, bb, v]; (57, 61, 70, 116, 267).  
*Bruce Crowley*
319. Connelley Technical Institute & Adult Education Center 1931  
1501 Bedford Ave., 15219. (412) 338-3700. [b]; (5, 17, 18, 37, 41, 70, 94, 116, 126, 170, 198, 219, 224, 236, 246, 267).  
*Karyn McCluskey*
320. Dean Institute of Technology 1947  
1501 W. Liberty Ave., 15226. (412) 531-4433. [a, l]; (31, 85, 94, 303).  
*William Nichiew*

- POTTSTOWN**
357. Antonelli Medical & Professional Institute 1986  
1700 Industrial Hwy., 19464. (610) 323-7270. [a, lj: (32, 70, 125, 136, 140, 157, 177, 180, 181, 191, 198, 246, 287).  
G. Michael Orthaus
358. Basco Flying Service, Inc. 1946  
Glasgow St., Pottstown Municipal Airport, 19464. (610) 327-0200. [a, faa]; (3, 6).
359. Empire Beauty Schools 1956  
141 High St., 19464. (610) 327-1313. [a, nacs, vj: (27, 62, 129).  
Angie Helm
360. Empire Beauty Schools, Inc. 1956  
320 N. Centre St., 17901. (717) 622-6060. [a, nacs, vj: (27, 62, 129).  
Mary Ann Batz
361. Franklin Academy 1985  
324 N. Centre St., 17901. (717) 622-8370. [a, lj: (1, 177, 180, 246).  
Raymond Walsh
362. Pottsville Hospital, School of Nursing 1895  
420 S. Jackson St., 17901. (717) 621-5035. [a, ninj: (199).  
Michelle Siminitus
363. Schuykill Business Institute 1977  
2400 West End Ave., 17901. (717) 622-4835. [a, bb, r, s, vj: (1, 34, 180, 233, 246).  
Dr. James Tarity, Jr.
364. New Castle School of Trades, Inc. 1945  
Rte. 422, New Castle-Youngstown Rd., 16143. (800) 837-8299. [a, s, l, vj: (5, 18, 31, 77, 92, 94, 131, 169, 236, 303).  
Bill Hesse
- PULASKI**
365. Punxy Beauty School  
222 N. Findley St., 15767. (814) 938-8811. [a, r, s, vj: (62).  
Barbara Cowan
- QUAKERTOWN**
366. Upper Bucks Co. Tech. School, Aviation Maintenance Technology 1970  
2375 Millford Sq. Pike, 18951. (215) 536-6786. [b, faa, r, s, vj: (22).  
Lowell Levengood
367. Cap Aviation, Inc. 1977  
P.O.B. 13037, Reading Municipal Airport, 19612-3037. (610) 376-5447. [aj: (3).  
Andrew Linette, Sr.
368. Empire Beauty Schools, Inc. 1956  
2302 N. 5th St., 19601. (610) 372-2777. [a, nacs, vj: (27, 62, 129).  
Pat Spahn
369. Model's Institute  
335 Morgantown Rd., Box 81, 19603. (610) 376-8460. [a, sj: (189).
370. Pennsylvania Broadcast Institute 1985  
2230-A 5th St., 19605. (610) 373-0404. [a, s, vj: (8, 102, 229, 294, 307).  
Suzy Sands
371. Phillips, Gordon, School of Beauty Culture, Inc.  
810 Penn St., 19602. (610) 376-4774. [a, nacs]: (62).  
Stan Gordon
372. PACE Institute 1977  
606 Court St., 19601. (610) 375-1212. [a, r, s, l, vj: (1, 32, 57, 58, 70, 97, 109, 180, 181, 246, 247, 248, 262, 267).  
Bernadine Lentkiewicz
- PITTSBURGH**
340. Pittsburgh Institute of Aeronautics 1929  
P.O.B. 10897, Allegheny Co. Airport, 15236-0897. (412) 462-9011. [a, faa, h, l, ia, r, s, l, vj: (3, 22, 84, 97, 99, 102, 152).  
Sundae L. Kerr
341. Pittsburgh Job Corps Center 1972  
Highland Dr., 15206. (412) 441-8700. (17, 31, 33, 61, 77, 134, 136, 140, 170, 198, 246, 288).  
Andrea Drozic
342. Pittsburgh Public Schools, Practical Nursing Program 1949  
1501 Bedford Ave., 15219. (412) 338-3720. [b, r, s, vj: (71, 72, 136, 180, 198, 200, 267).  
Krislin Braver
343. Pittsburgh Tech. Institute 1946  
635 Smithfield St., 15222. (412) 471-1011. [a, lj: (34, 57, 126, 150).  
Susan Minarik
344. Rosedale Tech. Institute 1949  
4634 Browns Hill Rd., 15217. (412) 521-6200. [a, l, vj: (18, 77).  
David N. McCormick
345. Sawyer Schools, Inc. 1918  
717 Liberty Ave., 800 Clark Bldg., 15222. (412) 261-5700. [a, bb]: (1, 6, 30, 32, 34, 35, 81, 140, 177, 179, 180, 181, 238, 247, 248, 267).  
Bobbi Singer
346. ShadySide Hospital, School of Nursing 1864  
5230 Centre Ave., 15232. (412) 623-2850. [a, ninj: (189).  
Mona Odendahl
347. South Hills Beauty Academy 1969  
3269 W. Liberty Ave., 15216. (412) 561-3381. [a, l, nacs, r, vj: (27, 62, 85).  
Mary Ann Krystopolski
348. St. Francis General Hospital, Alvernia School of Practical Nursing 45th & Penn, 15201. (412) 622-4494. [b, sj: (200).
349. St. John's General Hospital, School of Nursing  
3331 McClure Ave., 15212. (189).
350. Triangle Tech. 1944  
1940 Perrysville Ave., 15214. (412) 359-1000. [a, l, ia, r, s, l, vj: (5, 12, 85, 86, 92, 131, 176).  
Paula Korbe
351. Urethane Center, Personal Care Attendant Training School 1966  
201 S. Winebiddle St., 15224. (412) 363-3100. [a, sj: (136).  
Marsha Wilson
352. Vogue Modeling School 1979  
110 Ninth St., 15222. (412) 261-4551. [sj: (189).  
Cynthia Cava
353. West Pennsylvania Hospital, School of Nursing & X-Ray Technology  
4800 Friendship Ave., 15224. (199, 308).
354. Centre Co. Area Voc.-Tech. School 1967  
N. Harrison Rd., 16823. (814) 359-2793. [b, naps, r, s, vj: (17, 18, 31, 37, 41, 47, 62, 77, 99, 126, 133, 134, 200).  
Dr. Edward M. Geer
- PLEASANT GAP**
355. Antonelli Institute of Art & Photography 1938  
P.O.B. 570, 2910 Jolly Rd., 19462. (610) 275-3040. [a, l, r, s, l, vj: (54, 150, 215).  
Natalie Stevens
356. Casablanca Modeling & Career Center 1977  
580 W. Germantown Pike, 19462. (610) 828-7300. [sj: (81, 189).  
E.H. Kendall
- PLYMOUTH MEETING**

- SHAMOKIN DAM** 392. Empire Beauty School 1956  
US Rte. 11 & 15, Orchard Hills Plaza, 17876. (717) 743-1410.  
[a, nacs, v]; (27, 62, 129). *Ruth Wagner*
- SHARON** 393. Sharon Broadcast Training, Inc.  
2030 Pine Hollow Blvd., Box 211, 16146. [a, r, s]; (229).  
394. Sharon General Hospital, School of Nursing  
740 E. State St., 16146. [b, v]; (199).  
395. Shenango Valley School of Business 1926  
335 Boyd Dr., 16146. (412) 983-0700. [a, bb, r, s, v]; (1, 30,  
32, 34, 47, 57, 177, 179, 180, 181, 246, 247, 248, 262).  
*Marie Peterson*
- SOMERSET** 396. Somerset Co. Area Voc.-Tech. School, Practical Nursing Program  
R.R. 5, Box 24-A, 15501-8314. (814) 445-8522. [b, napn, s, v];  
(200).  
397. Somerset Co. Voc.-Tech. School 1972  
R.D. 5, Vo-Tech Rd., 15501. (814) 345-8202. [b, napn]; (12,  
17, 18, 31, 41, 61, 62, 66, 80, 86, 92, 99, 115, 118, 169, 178,  
285, 303). *Leroy Derstine*
- SOUTHAMPTON** 398. CHI Institute 1981  
520 Street Rd., 18966. (215) 357-5100. [a, r, s, t, v]; (8, 58,  
70, 92, 94, 97, 89, 131, 236, 273). *Kevin Quinn*
- SPRINGFIELD** 399. Keystone Secretarial & Business Administration School  
965 Baltimore Pike, 19064. [a, bb]; (1, 32, 34, 56, 64, 233, 246,  
247, 248).
- STATE COLLEGE** 400. Centre Business School, Inc. 1973  
1182 Smithfield Cir., 16801-6423. (814) 238-4916. [a, bb, la,  
r, s, v]; (1, 2, 30, 32, 34, 35, 57, 70, 180, 181, 246, 247, 248,  
307). *Lois H. Campbell*  
401. Empire Beauty Schools, Inc. 1956  
208 W. Hamilton Ave., 16801. (814) 238-1961. [a, nacs, v];  
(27, 62, 129). *Vickie Warshaw*
- STROUDSBURG** 402. Stroudeburg School of Cosmetology 1960  
100 N. 8th St., 18360-1720. (717) 421-3387. [a, l, la, nacs, r,  
v]; (27, 62). *William A. Johnson*
- SUMMERDALE** 403. Central Pennsylvania Business School 1922  
College Hill Rd., 17093-0309. (717) 732-0702. [a, l, r, s, v]; (1,  
32, 55, 57, 64, 116, 140, 177, 180, 191, 216, 235, 239, 246,  
248, 287). *Karen A. Weikel*
- SUNBURY** 404. Empire Beauty Schools 1929  
448 Market St., 17801. (717) 286-6759. [a, nacs, r, v]; (25, 27,  
62, 129). *Ruth Wagner*
- SWARTHMORE** 405. Beta Training Services 1987  
225 S. Chester Rd., # 5, 19081-1919. [a, r, s]; (180, 181, 246,  
248).
- TITUSVILLE** 406. Shenango Valley School of Business 1987  
123 W. Spring St., 16354. (814) 827-8567. [a, bb, r, s, t, v]; (1,  
30, 32, 47, 57, 70, 145, 177, 179, 180, 181, 246, 247, 248,  
261). *Marie Peterson*
- TOWANDA** 407. Bradford Co. Voc.-Tech. School  
R.D. 1, 18848. (717) 265-8111. [b, napn, s]; (17, 19, 31, 41,  
62, 71, 84, 116, 136, 198, 200, 219). *Robert E. Fletcher*
- UNIONTOWN** 408. Fayette Co. Area Voc.-Tech. School, Practical Nursing Program  
Box 122-A, R.D. 2, 15401. (412) 437-2721. [b, v]; (200).  
*G. Wayne Blaney*

- READING** 373. Randy Rick Beauty Academy 1985  
450 Penn St., 19602. (610) 378-1005. [a, nacs]; (62).  
*Al Reeves*  
374. Reading Area Comm. College 1971  
Box 1708, 10 S. Second St., 19603. (610) 372-4721. [b]; (1,  
18, 32, 34, 99, 178, 199, 261, 273, 287). *Rokin Sodomcky*  
375. Reading Hospital, School of Nursing  
6th & Spruce, 19603. (189).  
376. Reading-Muhlenberg Area Voc.-Tech.  
P.O.B. 3068, Spring Valley & Bilmor Fds., 19604. (610) 921-  
0236. [b, v]; (200, 284, 297).  
377. St. Joseph Hospital, School of Nursing  
12th & Walnut Sts., 19603. (610) 378-2400. [a, v]; (199).
- REYNOLDSVILLE** 378. Jeff Tech. 1969  
100 Jeff Tech Dr., 15851-1199. (814) 653-8265. [b, nln, r, s,  
v]; (17, 18, 31, 41, 62, 70, 85, 94, 116, 168, 169, 200, 303).  
*Roger I. Keith*
- SAYRE** 379. Packer, Robert, Hospital School of Nursing  
Guthrie Sq., 18840. (717) 888-6666. (199).
- SCHNECKSVILLE** 380. Lehigh Co. Comm. College  
2370 Main St., 18078-9372. (610) 799-2121. [b]; (1, 5, 18, 32,  
34, 71, 85, 99, 131, 146, 148, 181, 221, 233, 237, 239).  
381. Lehigh Co. Voc.-Tech. School 1971  
4500 Education Park Dr., 18078. (610) 799-1372. [b]; (284,  
297). *Karen J. Peters*
- SCRANTON** 382. Community Medical Center, School of Nursing 1897  
315 Collax Ave., 18510. (717) 969-8952. [a]; (199).  
383. Empire Beauty School 1956  
219 Lackawanna Ave., 18503. (717) 346-1465. [a, nacs, v];  
(27, 62, 129). *Carol Edwards*  
384. Int'l Correspondence School 1889  
925 Oak St., 18515. (717) 432-7701. [h]; (1, 18, 30, 57, 94, 97,  
98, 99, 109, 115, 149, 181, 215, 221, 233, 246, 272).  
*James Petorak*
385. Johnson Tech. Institute 1912  
3427 N. Main Ave., 18508-1495. (717) 342-6404. [a, t]; (18,  
28, 31, 37, 41, 77, 86, 94, 96, 99, 169, 176, 183, 280, 281, 284,  
303, 306). *Carolyn L. Brozzetti*
386. Lackawanna Co. Area Voc.-Tech. School  
3201 Rockwell Ave., 18508-1491. (717) 346-8471. [b]; (284,  
297). *Arthur Lucarelli*
387. Mercedian School of Practical Nursing  
520 Jefferson Ave., 18503. [a, v]; (200).  
388. Northeast Institute of Education 1979  
P.O.B. 470, 18501-0470. (717) 346-6666. [a, bb, s]; (1, 2, 32,  
33, 208, 246, 248, 287). *Charles K. Gahwiler*
- SELINGROVE** 389. Welder Training & Testing Institute 1979  
100 Pennsylvania Ave., 17870. (717) 743-5500. [a, t]; (303).  
*Jeff Kurtz*
- SEWICKLEY** 390. Sewickley Valley Hospital, School of Nursing 1916  
720 Blackburn Rd., 15143. (412) 741-7300. [a]; (199).  
*Mary Beth Wilson*  
391. Sweetwater Art Center  
200 Broad St., 15143-1525. (111).

PENNSYLVANIA (12)

- WAYNE**
- WAYNESBURG**
- WEXFORD**
- WILKES BARRE**
- WILLIAMSPORT**
- WILLOW GROVE**
- WILLOW STREET**
427. Berlitz Language Center  
230 Sugartown Rd., # 103, 19087. [a, j]: (158).  
Greene Co. Area Voc.-Tech. School, Practical Nursing Program  
R.D. 2, Box 40, 15370. (412) 827-3106. [b, j]: (200).  
*Linda C. Giroski* 1981
428. Pittsburgh Diesel Institute  
12330 Perry Hwy., 15090-8319. (412) 935-0388. [a, acct, s, j]:  
(18, 76, 77, 288).  
*Regis F. Schulz*
429. Barbizon School of Modeling  
77 E. Market St., 18702. (717) 823-3743. [a, s, j]: (189).
430. Bradford Beauty Academy  
189 S. Main St., 18701. (717) 824-2288. [r, s, v, j]: (62).
431. Empire Beauty Schools  
117 S. Main St., 18701. (717) 823-5987. [a, nacs, v, j]: (27, 62, 129).  
*Mary Ellen Winn*
432. King's College  
133 N. River St., 18711. (717) 826-5900. (1, 24, 28, 32, 34, 57,  
158, 178, 215, 229, 275).
433. Mercy Hospital, School of Nursing  
196 Hanover, 18703. (199).
434. Star Beauty Academy  
34 S. Main St., 18701. (717) 829-6960. [a, nacs, j]: (62). 1983
435. Welder Training & Testing Institute  
230 Johnson St., 18702. (717) 823-0109. [a, r, s, l, v, j]: (303). 1975  
*Stephen J. Salvaggio*  
*Marjorie Peterson*
436. Wilkes Barre Area Voc.-Tech. School  
P.O.B. 1699 - N. End Sta., Juniper Rd., R.D. 2, 18705. (717)  
822-4131. [b, s, j]: (284, 297).  
*Robert G. Elias* 1956
437. Empire Beauty School  
342 W. 4th St., 17701. (717) 322-8243. [a, nacs, v, j]: (27, 62,  
129).  
*Emmie Henning*
438. State Beauty School  
1301 Elmira St., 17701-2111. [a, l, r, s, v, j]: (27).
439. Williamsport Area Comm. College  
1005 W. 3rd St., 17701-5789. (717) 326-3761. [b, j]: (5, 17, 18,  
22, 32, 41, 57, 61, 69, 71, 77, 85, 94, 131, 133, 134, 169, 200).
440. Williamsport Hospital, School of Medical Transcription  
777 Flural Ave., 17701. [a, j]: (181).
441. Williamsport School of Commerce  
941 W. 3rd St., 17701. (717) 326-2869. [a, bb, la, r, s, v, j]: (1,  
32, 33, 244).
442. Eastern Montgomery Co. Area Voc.-Tech. School - Practical  
Nursing  
3075 Terwood Rd., 19090-1488. (215) 657-7087. [b, nln, j]:  
(200).  
*Barbara Gravel* 1966
443. Empire Beauty School  
500 York Rd., 19090. (215) 657-8455. [a, nacs, v, j]: (27, 62,  
129).  
*Annie Sorrenti* 1956
444. Lancaster Co. Area Voc.-Tech. School  
P.O.B. 527, 1730 Hans Herr Dr., 17584. (717) 464-2771. [b, j]:  
(10, 17, 18, 31, 41, 54, 62, 70, 85, 97, 116, 138, 169, 170, 207,  
210, 252, 277).

UNIONTOWN

409. Fayette Institute of Commerce & Technology, Inc.  
P.O.B. 136, 45 W. Kerr St., 15401. (412) 438-4568. [a, r, s, v, j]:  
(57, 82, 303).  
*Dominick Rich* 1947
410. Laurel Business Institute, Inc.  
11-15 Penn St., 15401-3414. (412) 439-4900. [a, j]: (1, 24, 177,  
180, 181, 239, 246, 247, 248).  
*Nancy Decker* 1985
411. Nat'l Travel School  
18 N. Beeson Blvd., 15401. (412) 437-8288. [a, r, s, j]: (6). 1981  
*Chris D. Cunningham*
412. Unlontown Beauty Academy  
31 Pittsburgh St., 15401-2949. (412) 438-7111. [a, nacs, r, s, v, j]:  
(27, 34, 62, 95, 129, 174, 304).  
*Constance Fabian* 1987
413. W. Virginia Career College  
379 Mc Clellandtown Rd., 15401-8924. (412) 439-5749. [a,  
bb, j]: (1, 32, 70, 143, 177, 180, 181, 246, 247, 248).

UNIVERSITY PARK

414. Pennsylvania State Univ.  
324 Animal Industry Bldg., 16802. (137).  
*Linda Frantz*
415. Advanced Career Training  
69th & Market Sts., McClatchy Bldg., 2nd Fl., 19082. (610)  
352-3600. [a, acct, j]: (70, 199).  
*Patricia Heitlen* 1988
416. Phillips, Gordon, Beauty Schools  
37 Garrett Rd., 19082. (610) 352-1776. [a, nacs, j]: (62). 1967  
*Barbara Lyn Summy*

W. CHESTER

417. PJA School, (The)  
7900 W. Chester Pike, 19082. (610) 789-6700. [a, r, s, l, v, j]:  
(1, 30, 32, 34, 66, 145, 151, 208, 221, 233, 248). 1981
418. Chester Co. Hospital, School of Nursing  
701 E. Marshall St., 19380. (610) 431-5165. [a, nln, j]: (199). 1894  
*Daniel A. Alpert*

W. MIFFLIN

419. Metropolitan Real Estate School  
1244 West Chester Pike, Mallard Bldg., 19382. (610) 692-  
8775. [a, s, j]: (233).  
*Paulette Herron* 1980  
*Robert W. Carl*
420. Community College of Allegheny Co., South Campus  
1750 Clairton Rd., File 885, 15122. [b, j]: (1, 12, 31, 70, 85, 176,  
180, 189, 213, 233, 246).  
*Phoenix Aviation, Inc.*

WARREN


421. Allegheny Co. Airport, 15122-2656. (412) 466-2358. [a,  
la, v, j]: (3). 1989  
*Susan Atwood*
422. Warren Co. Area Voc.-Tech. School  
347 E. 5th Ave., 16365. (814) 728-1260. [b, s, j]: (1, 12, 17, 18,  
31, 85, 97, 116, 200, 260, 303).  
*Jack Swedler* 1970

WASHINGTON

423. Jetcraft, Inc.  
P.O.B. 538, Airport Rd., 15301. (3).  
*Washington Hospital, School of Nursing* 1897
424. Washington Hospital, School of Nursing  
155 Wilson Ave., 15301. (412) 223-3167. [a, nln, j]: (189).

WAYNE

425. Washington Institute of Technology, Inc.  
82 S. Main St., 15301. (412) 222-1942. [a, t, j]: (5, 85, 89, 303). 1969  
*Debra J. Rybka*
426. American Center for Tech. Arts & Sciences  
100 E. Lancaster Ave., 19087. (610) 687-4600. [a, acct, r, s,  
v, j]: (58, 70, 73, 81, 208).  
*Ronald Davis* 1975  
*Robert C. Bubb*



- WYOMING** 446. McCann School of Business, Wilkes Barre Branch Campus 1897  
2004 Wyoming Ave., 18644 (717) 287-4400 [a, bb, v]. (1, 30,  
32, 34, 177, 178, 180, 181, 208, 246, 247, 248, 262).  
*Marie Snyder*
- WYOMISSING** 447. Berks Tech. Institute 1974  
4 Park Plaza, 832311 Park Rd., 19610 (610) 372-1722 [a, t].  
(57, 58, 85, 99, 143, 177, 180, 246, 247, 248).  
*David W. Snyder*
- YORK** 448. Bradley Academy for the Visual Arts 1986  
625 E. Philadelphia St., 17403 (717) 848-1447 [a, r, s, t, v].  
(14, 54, 109, 150) *Jan Stevens*
449. Consolidated School of Business 1982  
1605 Clugston Rd., 17404 (717) 846-4076 [a, bb], (1, 30, 33,  
34, 180, 181, 246, 247, 248, 269, 287) *Betty J. Johnson*
450. Empire Beauty Schools 1956  
132 W. Market St., 17401 (717) 854-7698 [a, nacs, v]. (27,  
62, 129) *Peggy Althoff*
451. Int'l. Beauty School 1992  
1101 C S. Edgar St., 17403 (717) 854-5544 [a, i, nacs, r, s,  
v]. (27, 62, 129) *Ms Counts*
452. York Co. Area Voc.-Tech. School 1969  
2179 S. Queen St., 17402 (717) 741-0820 [b, r, s]. (18, 30,  
41, 57, 86, 94, 169, 177, 246, 288, 297, 303).  
*Sue Hoffman*
453. York Hospital, School of Nursing  
1001 S. George St., 17405. (199).
454. York Tech. Institute 1967  
3351 Whitelord Rd., 17402-9010 (717) 757-1100 [a, t]. (1, 5,  
85, 97, 99, 131, 287). *Vince Norton*
455. Yorktowne Business Institute 1976  
W. Seventh Ave., 17404 (717) 846-5111 [a, bb]. (1, 30, 34,  
70, 71, 81, 143, 177, 180, 181, 208, 246, 247, 248).  
*Betsy Dreibelis*
- YOUNGWOOD** 456. Westmoreland Co. Comm. College 1971  
400 Amburst Rd., 15697 (412) 925-4077 [b, v]. (1, 12, 34,  
54, 57, 66, 78, 85, 97, 126, 138, 176, 178, 208, 246, 247, 248,  
275). *Susan Kuhn*

## CLASSIFIED OCCUPATION INDEX

Trade and vocational schools in the state of MARYLAND classified by subjects taught.

- Accounting (1) 5, 24, 48, 95, 97, 118, 133, 141, 156, 165, 166.  
 Advertising (2) 12, 50, 156.  
 Aeronautics (3) 35, 81, 85, 86, 87, 88, 100, 103, 117, 120, 138, 161, 193.  
 Agricultural Tech. (4) 140.  
 Air Conditioning Tech. (5) 57, 62, 129, 140, 148, 150, 164, 195.  
 Airline Personnel (6) 86, 117, 122, 152.  
 Announcing (8) 29, 192.  
 Appraising (11) 142, 155.  
 Architectural Drafting (12) 9, 57, 131, 156.  
 Architectural Engineering Tech. (13) 156.  
 Art [see also Commercial Art and Fine Art] (14) 40, 59, 95, 156, 163.  
 Astrology (15) 175.  
 Auto Body and Fender Repair (17) 62, 66, 135, 167.  
 Auto Mechanics (18) 41, 62, 66, 72, 97, 129, 135, 140, 150, 156, 164, 167.  
 Aviation Mechanics (22) 106.  
 Bank Teller (23) 7.  
 Banking, Financing and Stock Market Training (24) 25, 97.  
 Barbering-Hairstyling (25) 37, 52, 56, 77, 80, 191.  
 Bartending (26) 114.  
 Beauty Culture (27) 20, 23, 29, 47, 50, 55, 56, 125, 128, 144, 145, 146, 162, 179, 190.  
 Bio-Chemical/Bio-Medical (28) 95, 163.  
 Bookkeeping [see also Business Courses] (30) 118.  
 Building Trades (31) 58, 62, 136, 156.  
 Business Courses (32) 5, 24, 97, 118, 119, 133, 154, 156.  
 Business Machines (33) 119, 177, 194.  
 Business Management Training (34) 5, 95, 106, 118, 136, 163, 166, 195.  
 C.B. Repair Technician (36) 9.  
 Cabinet Making (37) 188.  
 Carpentry (41) 4, 58, 62, 66, 95, 135, 140, 150, 156, 164, 167, 188.  
 Ceramics (46) 156.  
 Child Care Tech. (47) 156, 164, 195.  
 Commercial Art [see also Art & Fine Art] (54) 12, 23, 40, 47, 62, 175.  
 Communications (Airlines and Railroad) (55) 9.  
 Comptometer (56) 26.  
 Computer Programming [see also Data Processing, IBM Training, & Programming] (57) 62, 95, 97, 127, 150, 153, 156, 163, 166, 177, 195.  
 Computer Repair (58) 9, 26, 57, 124, 160.  
 Construction Equipment Mechanics [see also Heavy Equipment Mechanics] (60) 156.  
 Cooking & Baking (61) 16, 73, 140, 164.  
 Cosmetology (62) 1, 2, 11, 20, 28, 55, 56, 62, 71, 78, 79, 98, 109, 113, 116, 126, 128, 132, 134, 139, 140, 144, 147, 150, 158, 164, 167, 173, 179, 184, 190.  
 Court Reporting (64) 118.  
 Criminology (66) 95, 156, 166.  
 Data Processing [see also Computer Programming, IBM Training & Programming] (70) 5, 8, 10, 24, 45, 95, 106, 118, 124, 135, 140, 141, 150, 154, 159, 164, 177, 194.  
 Dental Assistant (71) 25, 97, 133, 181, 187.  
 Diesel Mechanics (77) 72, 115, 148, 167.  
 Dietetics [Dietary Assistants] (78) 105.  
 Dog Grooming (82) 18, 123, 176.  
 Drafting (85) 9, 62, 66, 127, 131, 133, 135, 167, 195.  
 Drafting, Design & Blue Print Reading (86) 9, 57, 150, 156.  
 Dramatics (87) 185, 192.  
 Dry Cleaning & Dyeing (90) 23, 174.  
 Electric Maintenance (92) 4, 148.  
 Electric Motor Winding & Repairing (93) 4, 148.  
 Electrical Tech. (94) 15, 62, 97, 140, 148, 156, 164.

AMERICAN TRADE SCHOOLS DIRECTORY

© copyright

All rights reserved

Croner Publications, Inc., Jericho, N.Y. 11753

- Real Estate (233) 27, 32, 69, 74, 75, 83, 84, 89, 90, 91, 93, 94, 106, 107, 111, 121, 142, 149, 155, 168, 169, 170, 183, 186, 189, 195.  
 Recording (234) 157.  
 Refrigeration Tech. (236) 57, 62, 148, 150.  
 Respiratory Therapy Tech. (237) 61, 97, 163.  
 Restaurant Training (238) 16, 73, 166.  
 Sales Training (244) 152, 155, 183.  
 Secretarial (246) 5, 8, 24, 25, 27, 48, 54, 105, 106, 118, 127, 133, 136, 154, 165, 181, 195.  
 Secretarial [Executive] (247) 5, 97, 105, 118, 119, 141.  
 Secretarial [Legal] (248) 5, 97, 105, 118, 165.  
 Sewing (249) 36.  
 Sheet Metal (252) 135.  
 Ski Area Management (257) 105.  
 Small Engine Repair (260) 101, 167.  
 Social Work (261) 97, 163.  
 Stagecraft (263) 192.  
 Steam Engineering (264) 148.  
 Steamfitter (265) 64.  
 Surveying (268) 24.  
 Teacher Aide (272) 119.  
 Telecommunication Tech. (273) 57, 95.  
 Television Production (275) 97, 192.  
 Television Tech. (276) 57, 62.  
 Trade, Technical & Industrial Training (284) 70, 108, 112, 128.  
 Traffic Management (285) 24.  
 Travel Agent (287) 95, 102, 122, 151, 152, 165.  
 Truck Driver Training (288) 49, 72, 115, 141.  
 Turf Management (289) 95.  
 Veterinary Ass't. (293) 110.  
 Video (294) 57, 192.  
 Vinyl Repairing (295) 141.  
 Vocational (297) 70, 112, 152, 171.  
 Voice (298) 192.  
 Watchmaking & Repair (300) 141.  
 Welding (303) 62, 66, 135, 140, 150, 164, 195.  
 Wig Making & Styling (304) 56, 128.  
 Woodworking (306) 136.  
 X-Ray Technologist (308) 13, 30, 31, 38, 44, 46, 53, 60, 65, 87, 119, 182.

AMERICAN TRADE SCHOOLS DIRECTORY

© copyright

All rights reserved

Croner Publications, Inc., Jericho, N.Y. 11753

**MARYLAND (a)**

- Electrolysis (95)** 68.  
**Electronic Machine Tool Tech. (96)** 156.  
**Electronics (97)** 9, 24, 25, 57, 66, 67, 106, 124, 133, 135, 148, 164, 195.  
**Electronics Engineering Tech. (98)** 9, 57, 124.  
**Electronics Technician (99)** 9, 26, 48, 57, 119, 124, 148, 156.  
**Equitation (101)** 110.
- FCC Licenses (102)** 143, 148.  
**Fashion Arts (106)** 29.  
**Fashion Merchandising (109)** 29, 51, 95, 195.  
**Filmmaking (110)** 192.  
**Fine Art [see also Art & Commercial Art] (111)** 50, 59, 95, 175.  
**Fire Science (112)** 133.  
**Food Trades (116)** 16, 23, 47, 135, 150, 167.  
**Forestry (118)** 97, 136.
- Geriatrics (125)** 164, 167.  
**Graphic Arts [see also Printing, Photo Offset, Typesetting] (126)** 40, 57, 62, 135, 140, 150.
- Hair Styling (129)** 1, 20, 29, 37, 52, 56, 128, 134, 144.  
**Heating Technician (131)** 57, 195.  
**Heating Technician [Solar] (132)** 57.  
**Home Appliance Repairing (135)** 167.  
**Horseshoeing (137)** 110.  
**Horticulture (138)** 135, 136, 140, 163, 167.  
**Hotel Training (140)** 16, 148, 152, 166.
- Income Tax Preparation (145)** 33, 96, 104.  
**Interior Designing (150)** 12.  
**Investigation (151)** 54.
- Key Punch (156)** 194.
- Languages (158)** 21, 171.  
**Laundering (159)** 174.  
**Lettering (161)** 40.  
**Lie Detection (163)** 137.
- Machine Shop Practice (169)** 24, 66, 148, 167.
- Maintenance (170)** 108.  
**Marine Engineering (172)** 3, 17, 135, 148, 195.  
**Massage (174)** 19.  
**Meat Cutting, Packing & Processing (175)** 141.  
**Mechanical Drafting (176)** 9, 57, 131.  
**Medical Assistant (177)** 48, 118, 133, 150, 181, 187.  
**Medical Lab Tech. (178)** 24, 97.  
**Medical Record Tech. (179)** 95, 118.  
**Medical Secretarial (180)** 97, 118, 165, 187.  
**Medical Transcriber (181)** 118.  
**Medical Ultrasound [Sonography] (182)** 178.  
**Modeling (189)** 6, 29, 50, 92, 172, 185.  
**Mortuary Science (190)** 24.  
**Motel Training (191)** 16, 152.  
**Motorcycle Mechanics (192)** 101.
- Navigation (195)** 3, 17, 143, 148.  
**Needle Trades (196)** 23, 47.  
**Nursery School Asst. (197)** 164.  
**Nurses Aide Training (198)** 10, 45, 54, 58, 140, 150, 164.  
**Nursing [Diploma] (199)** 43, 63, 95, 97, 99, 119, 166.  
**Nursing [Practical] (200)** 39, 42, 82, 95, 97, 127, 135, 163, 166, 167, 180.
- Oil Burner Servicing (203)** 57.
- Paralegal Training (208)** 118, 133, 195.  
**Photography (215)** 76, 95.  
**Physical Therapy (216)** 95.  
**Piano Tuning & Tech. (217)** 25.  
**Plumbing (219)** 4, 130, 135, 164, 167.  
**Police Science (221)** 8, 14, 24, 25, 119, 127, 133, 164, 195.  
**Printing [Includes Letter Press & Offset] [see also Typesetting] (224)** 150, 167.  
**Programming [see Computer Programming, Data Processing & IBM Training] (225)** 26, 124, 195.
- Radar (228)** 57.  
**Radio & T.V. Broadcasting (229)** 22, 185, 192.  
**Radio Tech. (230)** 9, 57, 62.

AMERICAN TRADE SCHOOLS DIRECTORY

© copyright

All rights reserved

115. Diesel Training Institute of America P.O.B. 69, Rte. 40, 21536. (301) 895-5138. [a], [f], [7], [288] 1970
- HAGERSTOWN**
116. Award Beauty School 26 E. Annetam St., 21740. (301) 733-4520 [a, nacs, r, v], [62] 1954  
F.C. Poland
117. Eagle Air, Inc. 18523-1A Henson Blvd., 21742. (301) 797-2288 [a, [aa], [c], [6] 1938  
Elizabeth Benz
118. Hagerstown Business College 18618 Crestwood Dr., 21742. (301) 739-2670. [a, [b], [s, v], [1], [30, 32, 34, 64, 70, 177, 179, 180, 181, 208, 246, 247, 248] 1938
119. Hagerstown Jr. College 11400 Robinwood Dr., 21742. (301) 790-2800. [b, s, v], [32, 33, 99, 199, 221, 247, 272, 308]. Dr. Max E. Creager  
Teresa Adams
120. Henson Aviation, Inc. P.O.B. 689, Hagerstown Municipal Airport, 21740. [a, s], [c] 1987
121. Real Estate Development Services 1310 Dual Hwy., 21740. (301) 797-5333. [a], [233] 1986  
Richards Travel Career Institute, Inc.
122. 1201 Potomac Ave., 21740. (301) 791-1010. [a, s], [6], [287] 1986  
Arthur Richards
- HYATTSVILLE**
123. Nat'l. School of Dog Grooming 6826 Figgs Rd., 20783. (301) 422-8223. [a, s, v], [62] 1967  
TESTT Electronic & Computer Institute  
5122 Baltimore Ave., 20781. (301) 864-5750. [a, s, l, v], [58, 70, 87, 98, 99, 225].  
Gordon Davis
125. Washington D.C. Beauty Academy 8020 New Hampshire Ave., 20783. (301) 434-0566. [a], [27] 1977  
Robert Lewis Studio of Hair Concepts  
P.O.B. 2095, 20891-2095. [a, nacs, v], [62]
- LA PLATA**
127. Charles Co. Comm. College Box 910, Mitchell Rd., 20646. (301) 870-3008. [b], [57], [85, 200, 221, 246]. 1969  
Harmon's Beauty School  
7760 Landover Rd., 20785. (301) 772-2244. [a, l, r, s, v], [27, 62, 129, 284, 304]. R.E. Harmon  
Lincoln Tech. Institute  
7800 Central Ave., 20785. (301) 336-7250. [a, l], [5], [18]. 1946
- LANDOVER**
128. Harmon's Beauty School 7760 Landover Rd., 20785. (301) 772-2244. [a, l, r, s, v], [27, 62, 129, 284, 304]. R.E. Harmon  
Lincoln Tech. Institute  
7800 Central Ave., 20785. (301) 336-7250. [a, l], [5], [18]. 1946
- LANHAM**
132. Potomac Academy of Hair Design 8823 Annapolis Rd., 20706. (301) 459-7374. [a, nacs], [62] 1967  
Barbara N. Thomas
- LARGO**
133. Prince George's Comm. College 301 Largo Rd., 20772. (301) 336-6000. [b], [1, 32, 71, 85, 97, 112, 177, 208, 221, 246]. 1967

97. Allegheny Comm. College Willowbrook Rd., 21502. (301) 724-7700. [b, l, r, s, v], [1, 18, 24, 32, 57, 71, 94, 118, 178, 180, 199, 200, 237, 247, 248, 261, 275, 308].  
Glora Stallord  
1982
98. Int'l. Beauty School P.O.B. 1597, 119 N. Centre St., 21502. (301) 777-3020. [a, l, nacs, r, s, v], [62].  
1982
99. Macqueen Gibbs Willis School of Nursing Memorial Hospital, S. Washington St., 21601. (410) 822-1000. [a, m, s], [199].  
Amy B. Dordin
100. Maryland Airlines Co., Inc. Municipal Airport, 21601. (410) 822-1282. [a, s, v], [3].  
W. Newman Jr.
101. Nat'l. Tech. Institute 4703 Decatur St., 20781. (301) 277-2286. [a, h, s, v], [192, 260].  
1972
102. Bennett School of Travel 8659 Baltimore Nat'l. Pike, 21043-4126. (410) 465-8555. [a], [287].  
1987
- FALLSTON**
103. Fallston Flying Service, Inc. Fallston Airport, 711 Reckard Rd., 21047. [a, s], [3].  
1956  
H & R Block
- FORESTVILLE**
104. 3126 Donnell Dr., 20747-3203. (301) 735-6615. [a], [145].  
Mohammed Mobadidin
- FREDERICK**
105. Abbie Business Institute, Inc. 5310 Spectrum Dr., 21701-7337. (301) 694-0211. [a, [bb], [78, 246, 247, 248, 257].  
Jon Roberts
106. Frederick Comm. College 7932 O'Possum Town Pike, 21701. (301) 694-5240. [b], [22, 34, 70, 97, 233, 246].  
1972
107. Nat'l. Real Estate Institute, Inc. 262 W. Patrick St., 21701. (410) 744-5995. [a], [233].  
John F. Rodgers, III
- FT. WASHINGTON**
108. Property Inspector's Training Institute, Inc. 12813 Prestwick Dr., 20744-6431. (800) 288-7484. [a], [170, 1985].  
Andrew E. Cox
109. Aesthetics Institute of Cosmetology 26 N. Summit Ave., 20877-2905. (301) 330-9252. [a], [62].  
1985
- GAITHERSBURG**
110. Maryland Horse Center, Inc. 14211 Quince Orchard Rd., 20878. (301) 948-8585. [a, [b], [101, 137, 283].  
Elizabeth Madriener
111. Long & Foster Institute of Real Estate 20030 Century Blvd., Ste. 304, 20874. (301) 428-7680. [a], [233].  
1980
112. Montgomery College 20200 Observation Dr., 20874. (301) 650-7817. [b, et, l, m, r, n, s, v], [284, 297].  
Tim Link
- GLEN BURNIE**
113. Int'l. Beauty School 13 First Ave., S.W., 21061. (410) 768-5826. [a, l, nacs, r, s, v], [62].  
1982  
Mr. Hardyhaub
114. Maryland Bartending Academy, Inc. 7534 Gov. Ritchie Hwy., Ste. 3, 21061. (410) 787-0020. [a, r, v], [26].  
1980



**A**  
**DIRECTORY OF PUBLIC  
VOCATIONAL-TECHNICAL SCHOOLS  
AND INSTITUTES IN THE U.S.A.**

**7TH EDITION  
1994-1995**

**MARLISS JOHNSTON  
CHIEF EDITOR**

*Ref.  
T  
7/3  
D58  
1/1/94x*

**MMG  
MEDIA MARKETING GROUP  
AND  
MINNESOTA SCHOLARLY PRESS, INC.**

Analyzed by: Jacqueline Ziebert, DDLP-XA, DSN 570-8456, 31 Aug 94

**EZRA LEHMAN MEMORIAL LIBRARY  
SHIPPENSBURG UNIVERSITY  
SHIPPENSBURG, PENNSYLVANIA**

Banking and financial management(AD,C)  
Biology laboratory technician(AD)  
Business management(AD)  
Computer(AD) - hardware-software specialist/technician  
Construction management(AD,C)  
Drafting technology(AD,C)  
Early childhood development(AD,C)  
Electronic technician(AD,C)  
Information processing(AD,C)  
Interpreting for the deaf(AD)  
Nursing - ADN/practical(C)  
Office technology(AD)  
Paralegal(AD,C)  
Park management(AD,C)  
Recreation and leisure studies(AD)  
Respiratory therapy(AD)  
Retail management(AD)

725

**Garrett Community College**

Mosser Road  
McHenry, MD 21541  
Stephen J. Herman, President 301-387-3000

*Associate degree (AD-2yr) and certificate (C-1yr) technologies.*

Adventure sports(AD)  
Agriculture management(AD)  
Business management(AD,C)  
Construction technology(C)  
Human services(C)  
Natural resources and wildlife technology(AD)  
Office technology(AD)  
Secretarial(C)

726

**Hagerstown Junior College**

751 Robinwood Drive  
Hagerstown, MD 21742-6590  
Norman P. Shea, President 301-790-2800

*Associate degree (AD-2 year), certificate (C-1 year) and letter of recognition (L) technologies.*

Accounting and business(AD)  
Administration of justice(AD,C) - correctional services(C)/police services(C)  
Cardiac rescue technician(L)  
Computer information systems(AD)/Microcomputer software applications(C)  
Early childhood and primary grade education(AD)  
Engineering technology(AD) - electrical(AD)/mechanical(AD)/technician(AD,C)  
Financial services(AD)  
Human services technician(AD)/Substance abuse(AD,C)  
Management(AD)/Marketing, hospitality(AD)  
Nursing, ADN  
Office technology(AD,C)  
Paralegal studies(C)  
Paramedic(C)  
Radiologic technology(AD)

727

**Harford Community College**

401 Thomas Run Road  
Bel Aire, MD 21015-1698  
Richard J. Pappas, President 410-879-8920

*Associate degree (AD-2 year) and certificate (C-1 year) technologies.*

Accounting(AD,C)  
Automotive(C) - front end alignment and brakes/transmissions/tune-up  
Banking(C)  
Broadcasting(AD,C) - advertising, sales/announcing, production  
Business management(AD)

Chemical dependency counseling(AD)  
Computer - information systems(AD)/programming(C)  
Criminal justice(AD)  
Drafting, surveying(C)  
Electroneurodiagnostic technology(AD)  
Electronics technology(AD,C)/Communications option(C)  
Engineering technology, automotive(AD)  
Histotechnology(AD)  
Hospitality management(AD)  
Interior - decorating(C)/design(AD)  
Mass communications(AD)  
Medical laboratory technology(AD)  
Mental health, human services(AD)  
Microcomputers(C)/Microcomputers programming(C)  
Nursing - ADN/practical(C)  
Office technology(AD,C)  
Paralegal(AD)  
Photography(C)  
Public relations, advertising production(AD)  
Retail management(AD,C)  
Science laboratory technology(AD)

728

**Howard Community College**

Little Patuxent Parkway  
Columbia, MD 21044  
Dwight A. Burrill, President 301-992-4800

*Associate degree (AD-2 year), certificate (C-1 year), and letter of recognition (L) technologies.*

Accounting(AD)  
Biomedical engineering technology(AD,C)  
Business management(AD)  
Chemical dependency counseling(AD)  
Computer - aided design technology(AD,C)/manufacturing technology (L)/technology(AD,C,L)  
Construction technology(AD) - carpentry(C)/home remodeling(C)  
Data processing(AD,C)  
Early childhood development(AD,C,L)  
Electronics technology(AD,C)/Telecommunications technology(AD,C)  
Financial planning(AD,C)  
Microcomputer applications(AD,C)  
Nursing, ADN  
Office management and supervision(AD,C,L)  
Plant science(C)  
Retail management(AD)/Retailing(C)  
Secretarial(AD,C) - legal or medical(AD,C)/word processing(AD,C,L)

729

**Montgomery College**

**Rockville Campus**  
51 Manatee Street  
Rockville, MD 20850  
Robert E. Parilla, President 301-279-5000

**Germantown Campus**  
20200 Observation Drive  
Germantown, MD 20874  
301-353-7187

**Takoma Park Campus**  
Takoma Avenue and Fenton Street  
Takoma Park, MD 20912  
301-650-1493

*Associate degree (AD-2yr) and certificate (C-1yr) technologies.*

Accounting(AD)  
Advertising design(AD)  
Architectural technology(AD)  
Automotive technology(AD,C)  
Banking and financial management(AD)  
Biotechnology laboratory technician(AD)  
Building trades technology(AD,C)  
Business - general(C)/programming(AD)



**FRANKLIN COUNTY AREA VOCATIONAL-TECHNICAL SCHOOL**  
 2463 Loop Road, Chambersburg, PA 17201  
 Phone (717) 263-9033 OR 263-7242

**ADULT EVENING PROGRAMS  
 FALL TERM 1994**

<u>Course</u>	<u>Night</u>	<u>Time</u>	<u>Hours</u>	<u>Cost</u>
<b><u>Agricultural Education</u></b>				
Floral Design	Tues.	7-10 PM	18	\$90
Landscaping & Horticulture	Wed.	7-10 PM	36	\$60
<b><u>Business Education</u></b>				
Accounting I *NEW*	Mon.	7-10 PM	36	\$60
Database	Mon.	8-10 PM	24	\$60
Excel for Windows 5.0 *NEW*	Tues. & Wed.	4-6 PM	24	\$60
Excel for Windows 5.0 *NEW*	Tues. & Wed.	6-8 PM	24	\$60
Intro. to Computers *NEW*	Mon.	8-10 PM	24	\$60
Intro. to Computers *NEW*	Tues.	8-10 PM	24	\$60
Lotus 3.1	Mon.	4-6 PM	24	\$60
Lotus 3.1	Wed.	6-8 PM	24	\$60
MS-DOS	Thurs.	7-10 PM	24	\$60
Windows 3.1	Thurs.	4-7 PM	24	\$60
Windows 3.1	Wed.	8-10 PM	24	\$60
WordPerfect 5.1	Mon.	6-8 PM	24	\$60
WordPerfect 5.1	Thurs.	4-6 PM	24	\$60
WordPerfect / Windows 6.0 *NEW*	Mon.	4-6 PM	24	\$60
<b><u>Health Occupations Education</u></b>				
Math For Health Occupations *NEW*	Thurs.	7-10 PM	36	\$60
Medical Terminology	Mon.	7-10 PM	36	\$60
Nurse's Aid	Tues. & Wed.	6-10 PM	120	\$250
<b><u>Marketing &amp; Distributive Education</u></b>				
Advertising Your Business	Mon.	7-10 PM	24	\$60
Total Quality Management	Thurs.	7-10 PM	24	\$60
<b><u>Personal Development</u></b>				
GED	Wed.	6-9 PM	42	No Fee
GED	Tues. & Thurs.	7-9 PM	52	No Fee
Sign Language I	Tues.	7-9 PM	20	\$30

(continued on next page)

Analyzed by: Jacqueline Ziebert, DDLP-XA, DSN 570-8456, 31 Aug 94

<u>Course</u>	<u>Night</u>	<u>Time</u>	<u>Hours</u>	<u>Cost</u>
<b><u>Trade &amp; Industrial</u></b>				
<u>Auto Body Basic</u>	Mon.	7-10 PM	36	\$60
Auto Body Intermediate	Tues.	7-10 PM	36	\$60
Auto Electronics Troubleshooting	Wed. & Thurs.	7-10 PM	72	\$120
<u>Auto Mechanics</u>	Tues.	7-10 PM	36	\$60
Baking/Pastry Chef *NEW*	Tues.	7-10 PM	36	\$60
Cake Decorating	Mon.	7 - 9 PM	24	\$60
<u>Carpentry</u>	Thurs.	7-10 PM	36	\$60
Drafting	Mon.	7-10 PM	36	\$60
Computer Aided Drafting	Tues. & Thurs.	7-10 PM	72	\$120
CNC Programming Advanced	Thurs.	7-10 PM	36	\$60
CNC Programming Basic	Tues.	7-10 PM	36	\$60
Electricity I	Mon.	7-10 PM	36	\$90
Electricity II	Wed.	7-10 PM	36	\$60
<u>Electronics I</u>	Mon.	7-10 PM	36	\$60
Electronics / Basic Circuit Analysis	Tues.	7-10 PM	36	\$60
HVAC Part I * NEW *	Wed.	7-10 PM	36	\$60
Machine Shop	Wed.	7-10 PM	36	\$60
Masonry	Tues.	7-10 PM	36	\$60
Refrigeration	Mon.	7-10 PM	36	\$60
Small Engine Repair	Wed.	7-10 PM	36	\$60
Welding - Short Term	Mon.	7-10 PM	36	\$90
Welding - Long Term	Tues. & Thurs.	6-10 PM	96	\$250
<u>Welding Certification</u>	Tues. & Thurs.	4 - 6 PM	48	\$250
<u>Woodworking</u>	Thurs.	7-10 PM	36	\$60

**\*NEW PROGRAM\***

We are now offering a series of courses leading to a  
***"Certificate in Computer Literacy"***

This program includes four courses which can be selected from the following list.  
 Intro to Computers or MS-DOS or Windows  
 Lotus or Excel  
 Database  
 WordPerfect (5.1 or 6.0)

01 0/98-786.1/111.1 0.3

---

NATIONAL CENTER FOR EDUCATION STATISTICS

---

1987-88

**DIRECTORY**

OF  
POSTSECONDARY  
INSTITUTIONS

VOLUME **1**

4-YEAR AND 2-YEAR

---

U.S. Department of Education  
Office of Educational Research and Improvement CS 88-208-1

Analyzed by: Jacqueline Ziebert, DDLP-XA, DSN 570-8456, 31 Aug 94

## GREATER BALTIMORE MED CTR—RADIOLOGIC TECH

6701 N CHARLES STREET  
 TOLSON 21204  
 UNIT ID: 162672  
 HIGHEST OFFERING: TWO BUT LESS THAN FOUR YEARS  
 ENROLLMENT: 14 (81% F)  
 TUITION: \$500  
 NO DORMITORY  
 PROGRAMS: OCCUP  
 ACCREDITATION: RAD

TELEPHONE: (301) 826-2463  
 CONTROL: INDEP NONPROFIT  
 NO NEAL PLAN

## (H) MONARD COMMUNITY COLLEGE

LITTLE PATUXENT PARKWAY  
 COLUMBIA 21044  
 UNIT ID: 162779  
 HIGHEST OFFERING: ASSOCIATES DEGREE  
 ENROLLMENT: 3,524 (63% F)  
 TUITION (IN-DISTRICT): \$1,232  
 NO DORMITORY  
 PROGRAMS: OCCUP, ACAD, CONT PROF, REC, AD BASIC  
 ACCREDITATION: "

TELEPHONE: (301) 992-4800  
 CONTROL: PUBLIC  
 FICE: 006175  
 NO NEAL PLAN

## (H) HAGERSTOWN BUSINESS COLLEGE

P O BOX 2809  
 HAGERSTOWN 21741  
 UNIT ID: 162681  
 HIGHEST OFFERING: ASSOCIATES DEGREE  
 ENROLLMENT: 443 (97% F)  
 TUITION: \$7,050  
 ROOM: "

TELEPHONE: (301) 789-2670  
 CONTROL: PROFIT MAKING  
 FICE: 007946  
 BOARD: "

PROGRAMS: ACAD, AD BASIC  
 ACCREDITATION: JRCS

## (H) JOHNS HOPKINS UNIVERSITY

CHARLES & 34TH STREETS  
 BALTIMORE 21218  
 UNIT ID: 162928  
 HIGHEST OFFERING: DOCTORS DEGREE  
 (ALSO OFFERS FIRST-PROFESSIONAL)  
 ENROLLMENT: 11,686 (42% F)  
 UNDERGRAD TUITION: \$11,320  
 ROOM: \$2,615  
 PROGRAMS: ACAD, CONT PROF, REC  
 ACCREDITATION: MIDDLE STATES, ENG, MED, MUS, PH

TELEPHONE: (301) 330-8000  
 CONTROL: INDEP NONPROFIT  
 FICE: 002077  
 GRAD TUITION: \$11,320  
 BOARD: \$2,255 J19)

## (H) HAGERSTOWN JUNIOR COLLEGE

751 ROBINHOOD DRIVE  
 HAGERSTOWN 21740  
 UNIT ID: 162690  
 HIGHEST OFFERING: ASSOCIATES DEGREE  
 ENROLLMENT: 2,512 (54% F)  
 TUITION (IN-DISTRICT): \$960  
 NO DORMITORY  
 PROGRAMS: OCCUP, ACAD  
 ACCREDITATION: MIDDLE STATES, ADMN, RAD

TELEPHONE: (301) 790-2000  
 CONTROL: PUBLIC  
 FICE: 002074  
 NO NEAL PLAN

## L'ACADEMIE DE CUISINE

5021 WILSON LN  
 BETHESDA 20814  
 UNIT ID: 162982  
 HIGHEST OFFERING: TWO BUT LESS THAN FOUR YEARS  
 ENROLLMENT: 34 (41% F)  
 TUITION: \$11,500  
 ROOM: "

TELEPHONE: (301) 906-9490  
 CONTROL: PROFIT MAKING  
 BOARD: "

PROGRAMS: OCCUP, ACAD, CONT PROF, REC  
 ACCREDITATION: "

## (H) HARFORD COMMUNITY COLLEGE

401 THOMAS RUN ROAD  
 BEL AIR 21014  
 UNIT ID: 162706  
 HIGHEST OFFERING: ASSOCIATES DEGREE  
 ENROLLMENT: 4,261 (61% F)  
 TUITION (IN-DISTRICT): \$1,042  
 NO DORMITORY  
 PROGRAMS: OCCUP, ACAD, CONT PROF, REC, AD BASIC  
 ACCREDITATION: MIDDLE STATES, ADMN, CYTO, HT

TELEPHONE: (301) 836-6000  
 CONTROL: PUBLIC  
 FICE: 002075  
 NO NEAL PLAN

## LE MILLET PRIVATE ART SCHOOL

2415 SAINT PAUL STREET  
 BALTIMORE 21218  
 UNIT ID: 163819  
 HIGHEST OFFERING: TWO BUT LESS THAN FOUR YEARS  
 ENROLLMENT: 17 (59% F)  
 TUITION: \$5,825  
 ROOM: "

TELEPHONE: (301) 467-5676  
 CONTROL: PROFIT MAKING  
 BOARD: "

PROGRAMS: OCCUP, ACAD, CONT PROF  
 ACCREDITATION: "

## HARRY LUNDERBERG SCHOOL OF SEAMANSHIP

PINEY POINT 20674  
 UNIT ID: 162726  
 HIGHEST OFFERING: ASSOCIATES DEGREE  
 ENROLLMENT: 51 (2% F)  
 TUITION: \$0  
 ROOM: \$0  
 PROGRAMS: OCCUP, ACAD, CONT PROF, AD BASIC  
 ACCREDITATION: "

TELEPHONE: (301) 994-0010  
 CONTROL: INDEP NONPROFIT  
 BOARD: \$0

## LINCOLN TECHNICAL INSTITUTE

7000 CENTRAL AVENUE, BOX 0502  
 CAPITOL HEIGHTS 20743  
 UNIT ID: 163020  
 HIGHEST OFFERING: TWO BUT LESS THAN FOUR YEARS  
 ENROLLMENT: 516  
 TUITION: \$6,990  
 ROOM: "

TELEPHONE: (301) 336-7250  
 CONTROL: PROFIT MAKING  
 BOARD: "

PROGRAMS: OCCUP  
 ACCREDITATION: "

## (H) MOOD COLLEGE

ROSEMONT AVENUE  
 FREDERICK 21701  
 UNIT ID: 162760  
 HIGHEST OFFERING: MASTERS DEGREE  
 ENROLLMENT: 1,993 (81% F)  
 UNDERGRAD TUITION: \$9,010  
 ROOM: \$2,425  
 PROGRAMS: ACAD  
 ACCREDITATION: MIDDLE STATES, DIET, MLTC, RTT, SN

TELEPHONE: (301) 645-3151  
 CONTROL: INDEP NONPROFIT  
 FICE: 002076  
 GRAD TUITION: \$2,430  
 BOARD: \$2,150 (19)

## (H) LOYOLA COLLEGE

4501 NORTH CHARLES STREET  
 BALTIMORE 21210  
 UNIT ID: 163046  
 HIGHEST OFFERING: DOCTORS DEGREE  
 ENROLLMENT: 5,226 (54% F)  
 UNDERGRAD TUITION: \$7,310  
 ROOM: \$2,050  
 PROGRAMS: ACAD, CONT PROF  
 ACCREDITATION: "

TELEPHONE: (301) 523-1030  
 CONTROL: CATHOLIC  
 FICE: 002078  
 GRAD TUITION: \$2,700  
 BOARD: \$1,930 (21)

MARGARET BYRD RAMSON CTR FOR PROF TRNG DYSLEXIA  
3200 WOODBINE STREET  
CHEVY CHASE 20815  
UNIT ID: 260202  
HIGHEST OFFERING: POSTBACCALAUREATE CERTIFICATE  
ENROLLMENT: 0

TELEPHONE: (301) 652-8942  
CONTROL: INDEP NONPROFIT

INSTITUTIONAL DATA NOT REPORTED

(M) MONTGOMERY COLLEGE OF ROCKVILLE  
51 HANNAKEE STREET  
ROCKVILLE 20850  
UNIT ID: 165426  
HIGHEST OFFERING: ASSOCIATES DEGREE  
ENROLLMENT: 12,922 (55% F)  
TUITION (IN-DISTRICT): \$1,002  
NO DORMITORY  
PROGRAMS: OCCUP.ACAD.CONT PROF.AD BASIC  
ACCREDITATION: MIDDLE STATES.ENG

TELEPHONE: (301) 279-5000  
CONTROL: PUBLIC

FICE: 002002

NO MEAL PLAN

MARYLAND ACADEMY OF DRAMATIC ARTS AND THEATRE  
7649 OLD GEORGETOWN RD  
BETHESDA 20814  
UNIT ID: 165253  
HIGHEST OFFERING: TWO BUT LESS THAN FOUR YEARS  
ENROLLMENT: 0

TELEPHONE: (301) 694-9020  
CONTROL: INDEP NONPROFIT

INSTITUTIONAL DATA NOT REPORTED

(M) MONTGOMERY COLLEGE OF TAKOMA PARK  
TAKOMA AVE AND FENTON ST  
TAKOMA PARK 20912  
UNIT ID: 165455  
HIGHEST OFFERING: ASSOCIATES DEGREE  
ENROLLMENT: 5,902 (44% F)  
TUITION (IN-DISTRICT): \$1,002  
NO DORMITORY  
PROGRAMS: OCCUP.ACAD  
ACCREDITATION: MIDDLE STATES.ADMR.DA.DIET.DT.MLTAD

TELEPHONE: (301) 587-4000  
CONTROL: PUBLIC

FICE: 002001

NO MEAL PLAN

(M) MARYLAND COLLEGE OF ART AND DESIGN  
10500 GEORGIA AVENUE  
SILVER SPRING 20902  
UNIT ID: 165116  
HIGHEST OFFERING: ASSOCIATES DEGREE  
ENROLLMENT: 99 (58% F)  
TUITION: \$5,227  
NO DORMITORY  
PROGRAMS: OCCUP.ACAD.CONT PROF.REC  
ACCREDITATION: ART

TELEPHONE: (301) 649-4454  
CONTROL: INDEP NONPROFIT

FICE: 029116

NO MEAL PLAN

(M) MORGAN STATE UNIVERSITY  
COLD SPRING LA-HILLEN RD  
BALTIMORE 21239  
UNIT ID: 165455  
HIGHEST OFFERING: DOCTORS DEGREE  
ENROLLMENT: 3,752 (54% F)  
UNDERGRAD TUITION (IN-STATE): \$1,648  
ROOM: \$1,000  
PROGRAMS: ACAD  
ACCREDITATION: MIDDLE STATES.ART.MUS.SM.TED

TELEPHONE: (301) 444-8553  
CONTROL: PUBLIC

FICE: 002003

GRAD TUITION: \$1,112

BOARD: \$1,560 (19)

(M) MARYLAND INSTITUTE COLLEGE OF ART  
1500 MOUNT ROYAL AVENUE  
BALTIMORE 21217  
UNIT ID: 165295  
HIGHEST OFFERING: MASTERS DEGREE  
ENROLLMENT: 1,257 (63% F)  
UNDERGRAD TUITION: \$7,900  
ROOM: \$1,900  
PROGRAMS: ACAD.CONT PROF  
ACCREDITATION: MIDDLE STATES.ART

TELEPHONE: (M) 9-9-97E  
CONTROL: INDEP NONPROFIT

FICE: 002000

GRAD TUITION: \$7,900

BOARD: \$1,125 (15)

(M) MOUNT SAINT MARYS COLLEGE  
EDFITSBURG 21727  
UNIT ID: 165462  
HIGHEST OFFERING: MASTERS DEGREE  
(ALSO OFFERS FIRST-PROFESSIONAL)  
ENROLLMENT: 1,769 (46% F)  
UNDERGRAD TUITION: \$6,600  
ROOM: \$1,925  
PROGRAMS: ACAD  
ACCREDITATION: 0

TELEPHONE: (301) 447-6122  
CONTROL: CATHOLIC

FICE: 002006

GRAD TUITION: \$2,000

BOARD: \$1,925 (23)

MERCY HOSPITAL SCHOOL OF RADIOLOGIC TECHNOLOGY  
301 ST. PAUL PLACE  
BALTIMORE 21202  
UNIT ID: 163374  
HIGHEST OFFERING: TWO BUT LESS THAN FOUR YEARS  
ENROLLMENT: 16 (0% F)  
TUITION: \$040  
NO DORMITORY  
PROGRAMS: OCCUP.ACAD  
ACCREDITATION: RAD

TELEPHONE: (301) 552-9266  
CONTROL: CATHOLIC

NO MEAL PLAN

(M) MER ISRAEL RABBINICAL COLLEGE  
MOUNT WILSON LAKE  
BALTIMORE 21208  
UNIT ID: 163532  
HIGHEST OFFERING: DOCTORS DEGREE  
ENROLLMENT: 369 (0% F)  
UNDERGRAD TUITION: \$5,000  
ROOM: \$1,300  
PROGRAMS: ACAD.CONT PROF  
ACCREDITATION: 0

TELEPHONE: (301) 404-7200  
CONTROL: JEWISH

FICE: 002007

GRAD TUITION: \$5,000

BOARD: \$1,000 (21)

(M) MONTGOMERY COLLEGE OF GERMANTOWN  
20200 OBSERVATION DR  
GERMANTOWN 20874  
UNIT ID: 165444  
HIGHEST OFFERING: ASSOCIATES DEGREE  
ENROLLMENT: 2,612 (40% F)  
TUITION (IN-DISTRICT): \$1,002  
NO DORMITORY  
PROGRAMS: OCCUP.ACAD.AD BASIC  
ACCREDITATION: MIDDLE STATES.ENG

TELEPHONE: (301) 972-2000  
CONTROL: PUBLIC

FICE: 029074

NO MEAL PLAN

(M) PEABODY INSTITUTE OF JOHN HOPKINS UNIVERSITY  
1 EAST MOUNT VERNON PLACE  
BALTIMORE 21202  
UNIT ID: 165611  
HIGHEST OFFERING: DOCTORS DEGREE  
ENROLLMENT: 472 (54% F)  
UNDERGRAD TUITION: \$9,100  
ROOM: \$1,900  
PROGRAMS: ACAD  
ACCREDITATION: MIDDLE STATES.MUS

TELEPHONE: (301) 659-0100  
CONTROL: INDEP NONPROFIT

FICE: 002008

GRAD TUITION: \$9,100

BOARD: \$1,762 (15)



(M) WASHINGTON COLLEGE  
 CHESTERTOWN 21620  
 UNIT ID: 164216  
 HIGHEST OFFERING: MASTERS DEGREE  
 ENROLLMENT: 930 (50% F)  
 UNDERGRAD TUITION: \$8,710  
 ROOM: \$1,580  
 PROGRAMS: ACAD  
 ACCREDITATION: =

TELEPHONE: (301) 778-2800  
 CONTROL: INDEP NONPROFIT  
 FICE: 002108  
 GRAD TUITION: \$1,800  
 BOARD: \$1,950 (19)

ACTORS WORKSHOP  
 40 BOYLSTON ST  
 BOSTON 02116  
 UNIT ID: 164395  
 HIGHEST OFFERING: =  
 ENROLLMENT: =

TELEPHONE: (617) 266-6840  
 CONTROL: INDEP NONPROFIT

INSTITUTIONAL DATA NOT REPORTED

(M) WASHINGTON THEOLOGICAL UNION  
 9001 NEW HAMPSHIRE AVENUE  
 SILVER SPRING 20903  
 UNIT ID: 164243  
 HIGHEST OFFERING: MASTERS DEGREE  
 (ALSO OFFERS FIRST-PROFESSIONAL)  
 ENROLLMENT: 273 (23% F)  
 NO DORMITORY  
 PROGRAMS: CONT PROF  
 ACCREDITATION: =

TELEPHONE: (301) 439-0551  
 CONTROL: CATHOLIC  
 FICE: 010065  
 GRAD TUITION: \$4,680  
 NO MEAL PLAN

ALFRED ADLER INSTITUTE OF BOSTON INC

1674 BEACON ST  
 BROOKLINE 02146  
 UNIT ID: 164401

TELEPHONE: (617) 734-8291  
 CONTROL: INDEP NONPROFIT

HIGHEST OFFERING: POST-MASTERS CERTIFICATE  
 (ALSO OFFERS FIRST-PROFESSIONAL)

ENROLLMENT: =

INSTITUTIONAL DATA NOT REPORTED

(M) WESTERN MARYLAND COLLEGE  
 WESTMINSTER 21157  
 UNIT ID: 164270  
 HIGHEST OFFERING: MASTERS DEGREE  
 ENROLLMENT: 1,654 (59% F)  
 UNDERGRAD TUITION: \$8,750  
 ROOM: \$1,415  
 PROGRAMS: ACAD  
 ACCREDITATION: MIDDLE STATES-MUS,SM,TEG

TELEPHONE: (301) 848-7000  
 CONTROL: INDEP NONPROFIT  
 FICE: 002109  
 GRAD TUITION: \$2,322  
 BOARD: \$1,805 (20)

AMERICAN INSTITUTE FOR PARALEGAL STUDIES, INC.

PINE MANOR COLLEGE 400 HEALTH STREET  
 CHESTNUT HILL 02161  
 UNIT ID: 250887

TELEPHONE: =  
 CONTROL: INDEP NONPROFIT

HIGHEST OFFERING: POSTBACCALAUREATE CERTIFICATE  
 ENROLLMENT: =

INSTITUTIONAL DATA NOT REPORTED

(M) NOR-WIC TECH COMMUNITY COLLEGE  
 30 MESLEY DR  
 SALISBURY 21801  
 UNIT ID: 164313  
 HIGHEST OFFERING: ASSOCIATES DEGREE  
 ENROLLMENT: 804 (79% F)  
 TUITION (IN-DISTRICT): \$822  
 NO DORMITORY  
 PROGRAMS: OCCUP,ACAD,REC  
 ACCREDITATION: =

TELEPHONE: (301) 749-8181  
 CONTROL: PUBLIC  
 FICE: 029053  
 NO MEAL PLAN

AMERICAN INSTITUTE OF BANKING AT BOSTON

50 CHARLES RIVER PLAZA  
 BOSTON 02114  
 UNIT ID: 164438

TELEPHONE: (617) 227-1774  
 CONTROL: INDEP NONPROFIT

HIGHEST OFFERING: ASSOCIATES DEGREE  
 ENROLLMENT: 1,770 (75% F)

INSTITUTIONAL DATA NOT REPORTED

(M) AMERICAN INTERNATIONAL COLLEGE

1800 STATE STREET  
 SPRINGFIELD 01109  
 UNIT ID: 164447  
 HIGHEST OFFERING: DOCTORS DEGREE  
 ENROLLMENT: 1,758 (58% F)  
 UNDERGRAD TUITION: \$6,200  
 ROOM: \$1,298  
 PROGRAMS: OCCUP,ACAD,CONT PROF  
 ACCREDITATION: MA,MUR,TEG

TELEPHONE: (415) 757-7000  
 CONTROL: INDEP NONPROFIT

FICE: 002114  
 GRAD TUITION: \$3,420  
 BOARD: \$1,742 (19)

(M) AMHERST COLLEGE

AMHERST 01802  
 UNIT ID: 164465  
 HIGHEST OFFERING: BACHELORS DEGREE  
 ENROLLMENT: 1,579 (43% F)  
 TUITION: \$12,160  
 ROOM: \$1,800  
 PROGRAMS: ACAD  
 ACCREDITATION: =

TELEPHONE: (415) 542-2000  
 CONTROL: INDEP NONPROFIT

FICE: 002115  
 BOARD: \$1,800 (21)

## ABINGTON MEMORIAL HOSPITAL SCHOOL OF NURSING

1942 HORACE AVE  
 ABINGTON 19001  
 UNIT ID: 210456  
 HIGHEST OFFERING: TWO BUT LESS THAN FOUR YEARS  
 ENROLLMENT: #  
 TUITION: \$3,000  
 ROOM: \$1,000  
 PROGRAMS: ACAD  
 ACCREDITATION: DNUR

TELEPHONE: (215) 576-2465  
 CONTROL: INDEP NONPROFIT  
 NO MEAL PLAN

## (H) ALBRIGHT COLLEGE

13TH & EXETER STS.  
 READING 19604  
 UNIT ID: 210571  
 HIGHEST OFFERING: BACHELORS DEGREE  
 ENROLLMENT: 1,961 (55% F)  
 TUITION: \$8,970  
 ROOM: \$1,500  
 PROGRAMS: ACAD  
 ACCREDITATION: MIDDLE STATES,DIET,NUR,SH

TELEPHONE: (215) 921-2301  
 CONTROL: PROTESTANT  
 FICE: 005229  
 BOARD: \$1,500 (20)

## (H) ACADEMY OF THE MEN CHURCH

P O BOX 278  
 BRYN ATHYN 19009  
 UNIT ID: 210492  
 HIGHEST OFFERING: BACHELORS DEGREE  
 (ALSO OFFERS FIRST-PROFESSIONAL)  
 ENROLLMENT: 150 (55% F)  
 UNDERGRAD TUITION: \$2,436  
 ROOM: #  
 PROGRAMS: ACAD,CONT PROF  
 ACCREDITATION: #

TELEPHONE: (215) 947-4200  
 CONTROL: OTHER RELIGIOUS  
 FICE: 003228  
 BOARD: #

## ALTIQUIPPA HOSPITAL SCHOOL OF RADIOLOGIC TECHN

2500 HOSPITAL DRIVE  
 ALTIQUIPPA 15001  
 UNIT ID: 210580  
 HIGHEST OFFERING: TWO BUT LESS THAN FOUR YEARS  
 ENROLLMENT: #

TELEPHONE: (412) 857-1244  
 CONTROL: INDEP NONPROFIT

INSTITUTIONAL DATA NOT REPORTED

## ACADEMY OF VOCAL ARTS

1920 SPRUCE STREET  
 PHILADELPHIA 19103  
 UNIT ID: 210508  
 HIGHEST OFFERING: OTHER  
 ENROLLMENT: 24

TELEPHONE: (215) 725-1685  
 CONTROL: INDEP NONPROFIT

INSTITUTIONAL DATA NOT REPORTED

## (H) ALLEGHENY COLLEGE

NORTH MAIN  
 HEADVILLE 16335  
 UNIT ID: 210649  
 HIGHEST OFFERING: MASTERS DEGREE  
 ENROLLMENT: 1,896 (49% F)  
 UNDERGRAD TUITION: \$9,575  
 ROOM: \$1,455  
 PROGRAMS: ACAD  
 ACCREDITATION: MIDDLE STATES,NUS

TELEPHONE: (814) 724-3100  
 CONTROL: PROTESTANT  
 FICE: 003230  
 GRAD TUITION: \$9,575  
 BOARD: \$1,245 (10)

## ADELPHIA BUSINESS SCHOOL

121 13TH STREET  
 PHILADELPHIA 19107  
 UNIT ID: 210517  
 HIGHEST OFFERING: ASSOCIATES DEGREE  
 ENROLLMENT: 16 (81% F)

TELEPHONE: (215) 627-1100  
 CONTROL: PROFIT MAKING

INSTITUTIONAL DATA NOT REPORTED

## ALLEGHENY VALLEY HOSPITAL SCHOOL OF ANESTHESIA

1300 CARLISLE ST  
 PATRONA HEIGHTS 15054  
 UNIT ID: 210687  
 HIGHEST OFFERING: MASTERS DEGREE  
 ENROLLMENT: #

TELEPHONE: (412) 224-5100  
 CONTROL: INDEP NONPROFIT

INSTITUTIONAL DATA NOT REPORTED

## ADELPHIA BUSINESS SCHOOL, INC.

63 W LANCASTER AVENUE  
 ARDMORE 19003  
 UNIT ID: 210524  
 HIGHEST OFFERING: ASSOCIATES DEGREE  
 ENROLLMENT: 22 (95% F)

TELEPHONE: (215) 896-8060  
 CONTROL: PROFIT MAKING

INSTITUTIONAL DATA NOT REPORTED

## (H) ALLENTOWN COLLEGE OF SAINT FRANCIS DE SALES

CENTER VALLEY 18034  
 ALLENTOWN 18102  
 UNIT ID: 210739  
 HIGHEST OFFERING: MASTERS DEGREE  
 ENROLLMENT: 1,462 (55% F)  
 UNDERGRAD TUITION: \$6,394  
 ROOM: \$1,570  
 PROGRAMS: ACAD,CONT PROF  
 ACCREDITATION: MIDDLE STATES,NUR

TELEPHONE: (215) 282-1100  
 CONTROL: CATHOLIC  
 FICE: 003986  
 GRAD TUITION: #  
 BOARD: \$1,600 (19)

## ALBERT EINSTEIN MEDICAL CENTER

YORK & TAYLOR BIDS  
 PHILADELPHIA 19141  
 UNIT ID: 210542  
 HIGHEST OFFERING: TWO BUT LESS THAN FOUR YEARS  
 ENROLLMENT: 43 (98% F)  
 TUITION: \$1,200  
 NO DORMITORY  
 PROGRAMS: ACAD

TELEPHONE: (215) 456-6390  
 CONTROL: INDEP NONPROFIT

NO MEAL PLAN

## ALLENTOWN HOSPITAL SCH OF X-RAY TECHNOLOGY

1627 CHEM STREET  
 ALLENTOWN 18102  
 UNIT ID: 210696  
 HIGHEST OFFERING: TWO BUT LESS THAN FOUR YEARS  
 ENROLLMENT: #

TELEPHONE: (215) 778-2300  
 CONTROL: INDEP NONPROFIT

INSTITUTIONAL DATA NOT REPORTED

## ALLENTOWN HOSPITAL SCHOOL OF NURSING

1627 CHEM STREET  
 ALLENTOWN 18102  
 UNIT ID: 210702  
 HIGHEST OFFERING: TWO BUT LESS THAN FOUR YEARS  
 ENROLLMENT: 86 (92% F)  
 TUITION: \$2,422  
 ROOM: \$1,053  
 PROGRAMS: OCCUP.ACAD  
 ACCREDITATION: DNUR

TELEPHONE: (215) 778-2275  
 CONTROL: INDEP NONPROFIT

NO MEAL PLAN

## (H) ANNEBERG RESEARCH INSTITUTE

250 N. HIGHLAND AVENUE  
 MERION STA. 19066  
 UNIT ID: 212063  
 HIGHEST OFFERING: DOCTORS DEGREE  
 ENROLLMENT: 19 (5% F)  
 NO DORMITORY  
 PROGRAMS: ACAD  
 ACCREDITATION: #

TELEPHONE: (215) 667-1830  
 CONTROL: INDEP NONPROFIT

FICE: 003257  
 GRAD TUITION: \$1,000  
 NO MEAL PLAN

## ALTOONA HOSPITAL SCHOOL OF NURSING

HOMARD AVENUE & SEVENTH STREET  
 ALTOONA 16603  
 UNIT ID: 210757  
 HIGHEST OFFERING: TWO BUT LESS THAN FOUR YEARS  
 ENROLLMENT: 100 (93% F)

TELEPHONE: (814) 946-2126  
 CONTROL: INDEP NONPROFIT

INSTITUTIONAL DATA NOT REPORTED

## (H) ANTIOCH (PHILADELPHIA)

1811 SPRING GARDEN STREET  
 PHILADELPHIA 19130  
 UNIT ID: 245874  
 HIGHEST OFFERING: MASTERS DEGREE  
 ENROLLMENT: #  
 UNDERGRAD TUITION: \$4,270  
 NO DORMITORY  
 PROGRAMS: ACAD  
 ACCREDITATION: #

TELEPHONE: (215) 665-0445  
 CONTROL: INDEP NONPROFIT

FICE: 908795  
 GRAD TUITION: \$5,130  
 NO MEAL PLAN

## ALTOONA SCH OF COMMERCE

508 58TH STREET  
 ALTOONA 16602  
 UNIT ID: 210746  
 HIGHEST OFFERING: ASSOCIATES DEGREE  
 ENROLLMENT: 190 (89% F)

TELEPHONE: (814) 944-6154  
 CONTROL: PROFIT MAKING

INSTITUTIONAL DATA NOT REPORTED

## (H) ANTONELLI INSTITUTE OF ART AND PHOTOGRAPHY

2910 JOLLY RD P O BOX 570  
 PLYMOUTH MEET 19462  
 UNIT ID: 210890  
 HIGHEST OFFERING: ASSOCIATES DEGREE  
 ENROLLMENT: 317 (44% F)  
 TUITION: \$11,980  
 ROOM: #  
 PROGRAMS: OCCUP.ACAD  
 ACCREDITATION: #

TELEPHONE: (215) 275-3040  
 CONTROL: PROFIT MAKING

FICE: 007430

BOARD: #

## (H) ALVERNIA COLLEGE

READING 19607  
 UNIT ID: 210775  
 HIGHEST OFFERING: BACHELORS DEGREE  
 ENROLLMENT: 876 (44% F)  
 TUITION: \$4,453  
 ROOM: \$1,220  
 PROGRAMS: ACAD  
 ACCREDITATION: MIDDLE STATES.ADNUR.PTAA

TELEPHONE: (215) 777-5411  
 CONTROL: CATHOLIC

FICE: 003233

BOARD: \$1,830 (19)

## (H) ANTONELLI INSTITUTE OF ART AND PHOTOGRAPHY

625 EAST PHILADELPHIA ST P.O. BOX 2505  
 YORK 17405  
 UNIT ID: 210904  
 HIGHEST OFFERING: ASSOCIATES DEGREE  
 ENROLLMENT: 98 (60% F)  
 TUITION: \$4,980  
 ROOM: #  
 PROGRAMS: OCCUP.ACAD  
 ACCREDITATION: #

TELEPHONE: (717) 848-1447  
 CONTROL: PROFIT MAKING

FICE: 029433

BOARD: #

## (H) AMERICAN COLLEGE

270 BRYN MAWR AVENUE  
 BRYN MAWR 19010  
 UNIT ID: 210809  
 HIGHEST OFFERING: MASTERS DEGREE  
 ENROLLMENT: 1,090 (5% F)

TELEPHONE: (215) 524-1000  
 CONTROL: INDEP NONPROFIT

FICE: 029018

INSTITUTIONAL DATA NOT REPORTED

## ARMSTRONG COUNTY MEMORIAL HOSP SCH OF RAD TECH

RD #8, BOX 50  
 KITTANNING 16201-0808  
 UNIT ID: 210924  
 HIGHEST OFFERING: TWO BUT LESS THAN FOUR YEARS  
 ENROLLMENT: #  
 TUITION (IN-DISTRICT): \$600  
 NO DORMITORY  
 PROGRAMS: ACAD  
 ACCREDITATION: RAD

TELEPHONE: (412) 543-8131  
 CONTROL: PUBLIC

NO MEAL PLAN

## (H) AMERICAN INSTITUTE OF DESIGN

1616 ORTHODOX STREET  
 PHILADELPHIA 19124  
 UNIT ID: 210836  
 HIGHEST OFFERING: ASSOCIATES DEGREE  
 ENROLLMENT: #

TELEPHONE: (215) 280-8200  
 CONTROL: PROFIT MAKING

FICE: 011806

INSTITUTIONAL DATA NOT REPORTED

## ARNER FLYING SERVICE

1001 COALS STREET  
 LEHINGTON 18235  
 UNIT ID: 210933  
 HIGHEST OFFERING: TWO BUT LESS THAN FOUR YEARS  
 ENROLLMENT: 15  
 TUITION: \$3,000  
 ROOM: #  
 PROGRAMS: OCCUP.REC  
 ACCREDITATION: #

TELEPHONE: #  
 CONTROL: PROFIT MAKING

BOARD: #

(M) ART INSTITUTE OF PHILADELPHIA  
1622 CHESTNUT ST  
PHILADELPHIA 19103  
UNIT ID: 210942  
HIGHEST OFFERING: ASSOCIATES DEGREE  
ENROLLMENT: \*

TELEPHONE: (215) 567-7000  
CONTROL: PROFIT MAKING  
FICE: 000330

INSTITUTIONAL DATA NOT REPORTED

(M) BEAVER COLLEGE  
CHURCH AND EASTON ROADS  
GLENSIDE 19038  
UNIT ID: 211088  
HIGHEST OFFERING: POST-MASTERS CERTIFICATE  
ENROLLMENT: 2,115 (76% F)

TELEPHONE: (215) 572-2900  
CONTROL: PROTESTANT  
FICE: 003235

INSTITUTIONAL DATA NOT REPORTED

(M) ART INSTITUTE PITTSBURGH  
526 PENN AVENUE  
PITTSBURGH 15222  
UNIT ID: 210940  
HIGHEST OFFERING: ASSOCIATES DEGREE  
ENROLLMENT: 1,790 (53% F)

TELEPHONE: (412) 263-6600  
CONTROL: PROFIT MAKING  
FICE: 007470

INSTITUTIONAL DATA NOT REPORTED

(M) BEREAN INSTITUTE  
1901 WEST GIRARD AVENUE  
PHILADELPHIA 19130  
UNIT ID: 211112  
HIGHEST OFFERING: TWO BUT LESS THAN FOUR YEARS  
ENROLLMENT: 171 (77% F)  
TUITION: \$2,500  
NO DORMITORY  
PROGRAMS: OCCUP.ACAD  
ACCREDITATION: \*

TELEPHONE: (215) 763-4833  
CONTROL: INDEP NONPROFIT  
FICE: 007826  
NO MEAL PLAN

AUTOMOTIVE TRAINING CENTER  
PICKERING INDUSTRIAL PARK; 114 PICKERING WAY  
LIONVILLE 19353  
UNIT ID: 211006  
HIGHEST OFFERING: \*  
ENROLLMENT: \*

TELEPHONE: (215) 363-6716  
CONTROL: \*

INSTITUTIONAL DATA NOT REPORTED

BIBLE TRUTH INSTITUTE  
BOX 411, 621 RACE ST  
SUNBURY 17801  
UNIT ID: 211121  
HIGHEST OFFERING: \*  
ENROLLMENT: \*

TELEPHONE: \*  
CONTROL: \*

INSTITUTIONAL DATA NOT REPORTED

(M) BAPTIST BIBLE COLLEGE OF PENNSYLVANIA  
538 VENARD ROAD  
CLARKS SUMMIT 18411  
UNIT ID: 211024  
HIGHEST OFFERING: MASTERS DEGREE  
(ALSO OFFERS FIRST-PROFESSIONAL)  
ENROLLMENT: 636 (48% F)  
UNDERGRAD TUITION: \$4,555  
ROOM: \$962  
PROGRAMS: ACAD  
ACCREDITATION: MIDDLE STATES.B1

TELEPHONE: (717) 587-1172  
CONTROL: PROTESTANT  
FICE: 002670  
GRAD TUITION: \$4,420  
BOARD: \$1,462 (21)

(M) BIBLICAL THEOLOGICAL SEMINARY  
200 N MAIN ST BOX 9  
MATFIELD 19440  
UNIT ID: 211130  
HIGHEST OFFERING: MASTERS DEGREE  
(ALSO OFFERS FIRST-PROFESSIONAL)  
ENROLLMENT: 364 (10% F)  
NO DORMITORY  
PROGRAMS: ACAD  
ACCREDITATION: \*

TELEPHONE: (215) 368-5000  
CONTROL: PROTESTANT  
FICE: 023230  
GRAD TUITION: \$2,592  
NO MEAL PLAN

BEAVER AVIATION  
475 AIRPORT ROAD  
BUTLER 16001  
UNIT ID: 211051  
HIGHEST OFFERING: TWO BUT LESS THAN FOUR YEARS  
ENROLLMENT: \*

TELEPHONE: (412) 506-7706  
CONTROL: PROFIT MAKING

INSTITUTIONAL DATA NOT REPORTED

(M) BLOOMSBURG UNIVERSITY OF PENNSYLVANIA  
BLOOMSBURG 17815  
UNIT ID: 211150  
HIGHEST OFFERING: MASTERS DEGREE  
ENROLLMENT: 6,757 (64% F)  
UNDERGRAD TUITION (IN-STATE): \$1,990  
ROOM: \$1,140  
PROGRAMS: ACAD  
ACCREDITATION: MIDDLE STATES.NUR.TED

TELEPHONE: (717) 389-4000  
CONTROL: PUBLIC  
FICE: 003315  
GRAD TUITION: \$1,890  
BOARD: \$836 (19)

BEAVER AVIATION SERVICE  
BEAVER COUNTY AIRPORT  
BEAVER FALLS 16010  
UNIT ID: 211060  
HIGHEST OFFERING: TWO BUT LESS THAN FOUR YEARS  
ENROLLMENT: \*

TELEPHONE: (412) 843-0600  
CONTROL: PROFIT MAKING

INSTITUTIONAL DATA NOT REPORTED

BOMAN TECHNICAL SCHOOL  
220 WEST KING ST.  
LANCASTER 17603  
UNIT ID: 211167  
HIGHEST OFFERING: TWO BUT LESS THAN FOUR YEARS  
ENROLLMENT: 50 (40% F)  
TUITION: \$150  
ROOM: \*  
PROGRAMS: OCCUP  
ACCREDITATION: \*

TELEPHONE: (717) 397-7484  
CONTROL: PROFIT MAKING  
BOARD: \*

BRADFORD HOSPITAL SCHOOL OF X-RAY TECHNOLOGY  
 116-156 INTERSTATE PARKWAY  
 BRADFORD 16701 TELEPHONE: (814) 8.1-44E  
 UNIT ID: 211185 CONTROL: #  
 HIGHEST OFFERING: TWO BUT LESS THAN FOUR YEARS  
 ENROLLMENT: #  
 TUITION: \$1,000  
 NO DORMITORY NO MEAL PLAN  
 PROGRAMS: ACAD  
 ACCREDITATION: RAD

(H) BUCKS COUNTY COMMUNITY COLLEGE  
 SHAMP ROAD  
 MERTON 18940 TELEPHONE: (215) 948-8000  
 UNIT ID: 211387 CONTROL: PUBLIC  
 HIGHEST OFFERING: ASSOCIATES DEGREE  
 ENROLLMENT: 9,104 (61% F) FICE: 003239  
 TUITION (IN-DISTRICT): \$1,248  
 NO DORMITORY NO MEAL PLAN  
 PROGRAMS: OCCUP.ACAD.CONT PROF.REC.AD BASIC  
 ACCREDITATION: #

BRANDYME HOSPITAL SCH OF RADIOLOGIC TECHN  
 201 REECEVILLE ROAD  
 CALM TWP. 19320 TELEPHONE: (215) 383-8000  
 UNIT ID: 211237 CONTROL: INDEP NONPROFIT  
 HIGHEST OFFERING: TWO BUT LESS THAN FOUR YEARS  
 ENROLLMENT: #

BUTLER BEAUTY SCHOOL  
 233 S MAIN STREET  
 BUTLER 16001 TELEPHONE: (812) 287-8708  
 UNIT ID: 211334 CONTROL: PROFIT MAKING  
 HIGHEST OFFERING: TWO BUT LESS THAN FOUR YEARS  
 ENROLLMENT: #

INSTITUTIONAL DATA NOT REPORTED

INSTITUTIONAL DATA NOT REPORTED

BRANDYME HOSPITAL SCHOOL OF NURSING  
 201 REECEVILLE RD  
 CALM TOWNSHIP 19320 TELEPHONE: #  
 UNIT ID: 211244 CONTROL: INDEP NONPROFIT  
 HIGHEST OFFERING: TWO BUT LESS THAN FOUR YEARS  
 ENROLLMENT: 94 (94% F)

(H) BUTLER COUNTY COMMUNITY COLLEGE  
 COLLEGE DRIVE OAK HILLS  
 BUTLER 16001 TELEPHONE: (612) 287-8711  
 UNIT ID: 211343 CONTROL: PUBLIC  
 HIGHEST OFFERING: ASSOCIATES DEGREE  
 ENROLLMENT: 2,427 (40% F) FICE: 003240  
 TUITION (IN-DISTRICT): \$1,080  
 NO DORMITORY NO MEAL PLAN  
 PROGRAMS: OCCUP.ACAD.CONT PROF.REC.AD BASIC  
 ACCREDITATION: #

INSTITUTIONAL DATA NOT REPORTED

(H) BRYN MAWR COLLEGE  
 BRYN MAWR 19010 TELEPHONE: (215) 645-5000  
 UNIT ID: 211273 CONTROL: INDEP NONPROFIT  
 HIGHEST OFFERING: DOCTORS DEGREE  
 ENROLLMENT: 1,794 (92% F) FICE: 003237  
 UNDERGRAD TUITION: \$10,280  
 ROOM: \$2,765 BOARD: \$1,885 (20)  
 PROGRAMS: ACAD  
 ACCREDITATION: MIDDLE STATES-SM

(H) CABRINI COLLEGE  
 EAGLE-KING PRUSSIA ROADS  
 RADNOR 19087 TELEPHONE: (215) 687-2100  
 UNIT ID: 211352 CONTROL: CATHOLIC  
 HIGHEST OFFERING: MASTERS DEGREE  
 ENROLLMENT: 1,033 (75% F) FICE: 003241  
 UNDERGRAD TUITION: \$5,750  
 ROOM: # GRAD TUITION: \$7,560  
 BOARD: #  
 PROGRAMS: ACAD.CONT PROF  
 ACCREDITATION: #

BRYN MAWR HOSPITAL  
 BRYN MAWR AVE  
 BRYN MAWR 19010 TELEPHONE: (215) 696-5014  
 UNIT ID: 211282 CONTROL: INDEP NONPROFIT  
 HIGHEST OFFERING: TWO BUT LESS THAN FOUR YEARS  
 ENROLLMENT: #  
 TUITION: \$1,825  
 ROOM: \$1,000 BOARD: \$744 (21)  
 PROGRAMS: OCCUP.ACAD.CONT PROF  
 ACCREDITATION: DNUR.MT

(H) CALIFORNIA UNIVERSITY OF PENNSYLVANIA  
 THIRD STREET  
 CALIFORNIA 18419 TELEPHONE: (412) 938-4400  
 UNIT ID: 211361 CONTROL: PUBLIC  
 HIGHEST OFFERING: POST-MASTERS CERTIFICATE  
 ENROLLMENT: 5,542 (50% F) FICE: 003316  
 UNDERGRAD TUITION (IN-STATE): \$1,830 GRAD TUITION: \$1,830  
 ROOM: \$1,180 BOARD: \$980 (19)  
 PROGRAMS: ACAD  
 ACCREDITATION: #

(H) BUCKNELL UNIVERSITY  
 LEWISBURG 17837 TELEPHONE: (717) 525-1271  
 UNIT ID: 211291 CONTROL: INDEP NONPROFIT  
 HIGHEST OFFERING: MASTERS DEGREE  
 ENROLLMENT: 5,551 (67% F) FICE: 003238  
 UNDERGRAD TUITION: \$11,685 GRAD TUITION: \$8,180  
 ROOM: \$1,675 BOARD: \$1,460 (21)  
 PROGRAMS: ACAD  
 ACCREDITATION: MIDDLE STATES-ENG.ENGT.MAS

CALVARY BAPTIST THEOLOGICAL SEMINARY  
 VALLEY FORGE RD AND SUNNYSIDE PIKE  
 LANSDALE 19446 TELEPHONE: (215) 348-7538  
 UNIT ID: 211378 CONTROL: OTHER RELIGIOUS  
 HIGHEST OFFERING: DOCTORS DEGREE  
 (ALSO OFFERS FIRST-PROFESSIONAL)  
 ENROLLMENT: 80 (5% F) GRAD TUITION: \$2,450  
 NO DORMITORY NO MEAL PLAN  
 PROGRAMS: ACAD  
 ACCREDITATION: #

## CAMBRIA ROME BUSINESS COLLEGE

221 CENTRAL AVENUE  
 JOHNSTON 15902  
 UNIT ID: 211398  
 HIGHEST OFFERING: ASSOCIATES DEGREE  
 ENROLLMENT: 240 (80% F)  
 TUITION: \$6,615  
 ROOM: #  
 PROGRAMS: OCCUP.ACAD.CONT PROF.REC  
 ACCREDITATION: #

TELEPHONE: (814) 536-5168  
 CONTROL: PROFIT MAKING

BOARD: #

## (H) CENTRAL PENNSYLVANIA BUSINESS SCHOOL

107 COLLEGE HILL ROAD  
 SUMMERDALE 17093  
 UNIT ID: 211477  
 HIGHEST OFFERING: ASSOCIATES DEGREE  
 ENROLLMENT: 725 (84% F)  
 TUITION: \$7,578  
 ROOM: #  
 PROGRAMS: ACAD  
 ACCREDITATION: MIDDLE STATES.HAC

TELEPHONE: (717) 732-8782  
 CONTROL: PROFIT MAKING

FICE: 818494

BOARD: #

## CARLISLE HOSPITAL SCHOOL OF RADIOLOGIC TECHN

BOX 310  
 CARLISLE 17013  
 UNIT ID: 211422  
 HIGHEST OFFERING: TWO BUT LESS THAN FOUR YEARS  
 ENROLLMENT: #

TELEPHONE: (717) 245-5440  
 CONTROL: INDEP NONPROFIT

INSTITUTIONAL DATA NOT REPORTED

## CENTRAL PENNSYLVANIA SCHOOL OF NURSING

210 LOCK LEMON RD  
 PHILIPSBURG 16966  
 UNIT ID: 211501  
 HIGHEST OFFERING: #  
 ENROLLMENT: 53 (94% F)

TELEPHONE: (814) 342-5300  
 CONTROL: #

INSTITUTIONAL DATA NOT REPORTED

## (H) CARLOW COLLEGE

5335 FIFTH AVENUE  
 PITTSBURGH 15213  
 UNIT ID: 211431  
 HIGHEST OFFERING: MASTERS DEGREE  
 ENROLLMENT: 1,120 (97% F)  
 UNDERGRAD TUITION: \$7,862  
 ROOM: #  
 PROGRAMS: ACAD  
 ACCREDITATION: MIDDLE STATES.NUR

TELEPHONE: (412) 578-6000  
 CONTROL: CATHOLIC

FICE: 803303  
 GRAD TUITION: \$4,248  
 BOARD: #

## CENTRE BUSINESS SCHOOL

105 GERALD STREET  
 STATE COLLEGE 16801  
 UNIT ID: 211510  
 HIGHEST OFFERING: TWO BUT LESS THAN FOUR YEARS  
 ENROLLMENT: 84 (81% F)  
 TUITION: \$8,185  
 ROOM: #  
 PROGRAMS: OCCUP.ACAD  
 ACCREDITATION: PPS

TELEPHONE: (814) 238-4916  
 CONTROL: PROFIT MAKING

BOARD: #

## (H) CARNEGIE MELLON UNIVERSITY

5000 FORBES AVENUE  
 PITTSBURGH 15213  
 UNIT ID: 211440  
 HIGHEST OFFERING: DOCTORS DEGREE  
 ENROLLMENT: 6,752 (51% F)  
 UNDERGRAD TUITION: \$11,160  
 ROOM: \$2,280  
 PROGRAMS: ACAD  
 ACCREDITATION: MIDDLE STATES.ARCH.ART.BUS.ENG.MUS

TELEPHONE: (412) 268-2000  
 CONTROL: INDEP NONPROFIT

FICE: 803242  
 GRAD TUITION: \$11,795  
 BOARD: \$1,394 (15)

## (H) CHATHAM COLLEGE

WOODLAND ROAD  
 PITTSBURGH 15232  
 UNIT ID: 211554  
 HIGHEST OFFERING: BACHELORS DEGREE  
 ENROLLMENT: 602 (100% F)  
 TUITION: \$7,980  
 ROOM: \$1,800  
 PROGRAMS: ACAD  
 ACCREDITATION: #

TELEPHONE: (412) 365-1101  
 CONTROL: INDEP NONPROFIT

FICE: 803244

BOARD: \$1,800 (21)

## (H) CEDAR CREST COLLEGE

ALLENTOWN 18104  
 UNIT ID: 211468  
 HIGHEST OFFERING: POSTBACCALAUREATE CERTIFICATE  
 ENROLLMENT: 1,145 (94% F)  
 UNDERGRAD TUITION: \$8,378  
 ROOM: \$1,880  
 PROGRAMS: ACAD.CONT PROF  
 ACCREDITATION: AMT.NUR.SW

TELEPHONE: (215) 437-4471  
 CONTROL: PROTESTANT

FICE: 803243  
 GRAD TUITION: #  
 BOARD: \$1,800 (19)

## CHESTER COUNTY HOSPITAL SCHOOL OF NURSING

701 E MARSHALL STREET  
 WEST CHESTER 19380  
 UNIT ID: 211574  
 HIGHEST OFFERING: TWO BUT LESS THAN FOUR YEARS  
 ENROLLMENT: #  
 TUITION: \$3,946  
 ROOM: \$0  
 PROGRAMS: ACAD  
 ACCREDITATION: #

TELEPHONE: (215) 431-5165  
 CONTROL: INDEP NONPROFIT

NO NEAL PLAN

## (H) CENTER FOR DEGREE STUDIES

925 OAK STREET  
 SCRANTON 18508  
 UNIT ID: 211486  
 HIGHEST OFFERING: ASSOCIATES DEGREE  
 ENROLLMENT: 1,588  
 TUITION: \$2,756  
 ROOM: #  
 PROGRAMS: ACAD

TELEPHONE: (717) 342-7781  
 CONTROL: PROFIT MAKING

FICE: 804049

BOARD: #

## (H) CHESTNUT HILL COLLEGE

GERMANTOWN & NORTH WESTERN AVENUE  
 PHILADELPHIA 19118-2695  
 UNIT ID: 211583  
 HIGHEST OFFERING: MASTERS DEGREE  
 ENROLLMENT: 879 (97% F)  
 UNDERGRAD TUITION: \$5,550  
 ROOM: \$1,260  
 PROGRAMS: ACAD.CONT PROF  
 ACCREDITATION: #

TELEPHONE: (215) 248-7880  
 CONTROL: CATHOLIC

FICE: 803245  
 GRAD TUITION: \$2,735  
 BOARD: \$1,890 (20)

## CHESTNUT HILL HOSPITAL SCHOOL OF NURSING

8835 GERMANTOWN AVENUE  
PHILADELPHIA 19118  
UNIT ID: 211592  
HIGHEST OFFERING: \*  
ENROLLMENT: \*

TELEPHONE: \*  
CONTROL: \*

INSTITUTIONAL DATA NOT REPORTED

## (H) CLARION UNIVERSITY OF PENNSYLVANIA MAIN CAMPUS

CLARION 16214 TELEPHONE: (814) 226-2000  
UNIT ID: 211644 CONTROL: PUBLIC  
HIGHEST OFFERING: POST-MASTERS CERTIFICATE  
ENROLLMENT: 6,112 (57% F) FICE: 009255  
UNDERGRAD TUITION (IN-STATE): \$2,030 GRAD TUITION: \$1,984  
ROOM: \$2,320 BOARD: \$1,900 (20)  
PROGRAMS: ACAD  
ACCREDITATION: \*

## (H) CHEYNEY UNIVERSITY PENNSYLVANIA

CHEYNEY & CREEK ROADS  
CHEYNEY 19319  
UNIT ID: 211608  
HIGHEST OFFERING: POST-MASTERS CERTIFICATE  
ENROLLMENT: 1,507 (48% F)  
UNDERGRAD TUITION (IN-STATE): \$2,030  
ROOM: \$1,319  
PROGRAMS: ACAD,CONT PROF,AD BASIC  
ACCREDITATION: MIDDLE STATES,TEC

TELEPHONE: (215) 399-2000  
CONTROL: PUBLIC  
FICE: 003317  
GRAD TUITION: \$2,010  
BOARD: \$1,150 (20)

## (H) CLARION UNIVERSITY OF PENNSYLVANIA VENANGO CAMPUS

MEST FIRST STREET  
OIL CITY 16301 TELEPHONE: (814) 676-6591  
UNIT ID: 211662 CONTROL: PUBLIC  
HIGHEST OFFERING: BACHELORS DEGREE  
ENROLLMENT: \* FICE: 003319

INSTITUTIONAL DATA NOT REPORTED

## (H) CHI INSTITUTE

520 STREET ROAD  
SOUTHAMPTON 18966  
UNIT ID: 211617  
HIGHEST OFFERING: ASSOCIATES DEGREE  
ENROLLMENT: 262 (100% F)  
TUITION: \$9,850  
ROOM: \*  
PROGRAMS: OCCUP,CONT PROF  
ACCREDITATION: NATTS

TELEPHONE: (215) 357-5100  
CONTROL: PROFIT MAKING

FICE: 022898

BOARD: \*

## CLARISSA SCHOOL OF FASHION DESIGN

107 SIXTH STREET FULTON BUILDING  
PITTSBURGH 15222 TELEPHONE: (412) 671-6414  
UNIT ID: 211671 CONTROL: PROFIT MAKING  
HIGHEST OFFERING: TWO BUT LESS THAN FOUR YEARS  
ENROLLMENT: 60 (93% F)  
TUITION: \$9,145  
ROOM: \* BOARD: \*  
PROGRAMS: OCCUP,ACAD  
ACCREDITATION: NATTS

## CHRIST THE SAVIOUR SEMINARY

225 CHANDLER AVENUE  
JOHNSTOWN 15906  
UNIT ID: 247612  
HIGHEST OFFERING: BACHELORS DEGREE  
ENROLLMENT: \*  
TUITION: \$860  
ROOM: \*  
PROGRAMS: ACAD  
ACCREDITATION: THEOL

TELEPHONE: (814) 539-8086  
CONTROL: OTHER RELIGIOUS

BOARD: \*

## CLARK AVIATION

CAPITAL CITY AIRPORT  
NEW CUMBERLAND 17070 TELEPHONE: (717) 774-0145  
UNIT ID: 211680 CONTROL: PROFIT MAKING  
HIGHEST OFFERING: TWO BUT LESS THAN FOUR YEARS  
ENROLLMENT: 185  
TUITION: \$5,750  
ROOM: \* BOARD: \*  
PROGRAMS: OCCUP,CONT PROF,REC  
ACCREDITATION: \*

## CHURCHMAN BUSINESS SCHOOL

355 SPRING GARDEN STREET  
EASTON 18042  
UNIT ID: 211626  
HIGHEST OFFERING: ASSOCIATES DEGREE  
ENROLLMENT: 258 (78% F)  
TUITION: \$5,470  
ROOM: \*  
PROGRAMS: OCCUP,ACAD  
ACCREDITATION: JRCS

TELEPHONE: (215) 250-5345  
CONTROL: PROFIT MAKING

BOARD: \*

## (H) COLLEGE OF MISERICORDIA

LAKE STREET  
DALLAS 18612 TELEPHONE: (412) 71-77E  
UNIT ID: 214069 CONTROL: CATHOLIC  
HIGHEST OFFERING: MASTERS DEGREE  
ENROLLMENT: 1,119 (75% F) FICE: 003247  
UNDERGRAD TUITION: \$5,540 GRAD TUITION: \*  
ROOM: \$1,610 BOARD: \$1,490 (19)  
PROGRAMS: ACAD  
ACCREDITATION: MIDDLE STATES,MUS,MUR,OT,RAD,SH

## CITIZENS GENERAL HOSPITAL SCHOOL OF NURSING

651 FOURTH AVENUE  
NEW KENSINGTON 15068  
UNIT ID: 211635  
HIGHEST OFFERING: TWO BUT LESS THAN FOUR YEARS  
ENROLLMENT: 121 (91% F)

TELEPHONE: (999) 337-5099  
CONTROL: INDEP NONPROFIT

INSTITUTIONAL DATA NOT REPORTED

## (H) COMBS COLLEGE OF MUSIC

7500 GERMANTOWN AVENUE  
PHILADELPHIA 19119  
UNIT ID: 211705  
HIGHEST OFFERING: DOCTORS DEGREE  
ENROLLMENT: 40 (58% F)  
UNDERGRAD TUITION: \$3,000  
NO DORMITORY  
PROGRAMS: ACAD,CONT PROF,REC  
ACCREDITATION: \*

TELEPHONE: (215) 248-1330  
CONTROL: INDEP NONPROFIT

FICE: 003248  
GRAD TUITION: \$3,600  
NO MEAL PLAN

(H) COMMUNITY COLLEGE ALLEGHENY COUNTY CENTER-NORTH  
 111 PINES PLAZA  
 PITTSBURGH 15237  
 UNIT ID: 211459  
 HIGHEST OFFERING: ASSOCIATES DEGREE  
 ENROLLMENT: #  
 TUITION (IN-DISTRICT): \$1,156  
 NO DORMITORY  
 PROGRAMS: OCCUP.ACAD.CONT PROF.REC.AD BASIC  
 ACCREDITATION: #

COMMUNITY MEDICAL CENTER  
 1822 MULBERRY ST.  
 SCRANTON 18510  
 UNIT ID: 211723  
 HIGHEST OFFERING: TWO BUT LESS THAN FOUR YEARS  
 ENROLLMENT: 97 (92% F)  
 TELEPHONE: (717) 969-8151  
 CONTROL: INDEP NONPROFIT  
 INSTITUTIONAL DATA NOT REPORTED

(H) COMMUNITY COLLEGE OF ALLEGHENY CO ALLEGHENY CAN  
 808 RIDGE AVENUE  
 PITTSBURGH 15212  
 UNIT ID: 216605  
 HIGHEST OFFERING: ASSOCIATES DEGREE  
 ENROLLMENT: #  
 TUITION (IN-DISTRICT): \$1,156  
 NO DORMITORY  
 PROGRAMS: OCCUP.ACAD.CONT PROF.REC.AD BASIC  
 ACCREDITATION: MIDDLE STATES.ADMUR.MAC.M.TAD.PRT.NMT.  
 R5TH.R5TH7

COMMUNITY WOMEN'S EDUCATION PROJECT  
 FRANKFORD AVE & SOMERSET ST  
 PHILADELPHIA 19134  
 UNIT ID: 211732  
 HIGHEST OFFERING: #  
 ENROLLMENT: #  
 TELEPHONE: #  
 CONTROL: #  
 INSTITUTIONAL DATA NOT REPORTED

(H) COMMUNITY COLLEGE OF ALLEGHENY COUNTY BOYCE CAN  
 595 BEATTY ROAD  
 MONROEVILLE 15146  
 UNIT ID: 210614  
 HIGHEST OFFERING: ASSOCIATES DEGREE  
 ENROLLMENT: #  
 TUITION (IN-DISTRICT): \$1,156  
 NO DORMITORY  
 PROGRAMS: OCCUP.ACAD.CONT PROF.REC.AD BASIC  
 ACCREDITATION: MIDDLE STATES.RAD.SURGT

COMPUTER SYSTEMS INSTITUTE  
 900 PENN AVE  
 PITTSBURGH 15222  
 UNIT ID: 211778  
 HIGHEST OFFERING: ASSOCIATES DEGREE  
 ENROLLMENT: 150 (36% F)  
 TELEPHONE: (412) 261-6110  
 CONTROL: PROFIT MAKING  
 INSTITUTIONAL DATA NOT REPORTED

(H) COMMUNITY COLLEGE OF ALLEGHENY COUNTY SOUTH CAN  
 1750 CLAIRTON ROAD  
 WEST HIFFLIN 15122  
 UNIT ID: 210641  
 HIGHEST OFFERING: ASSOCIATES DEGREE  
 ENROLLMENT: 17,251 (57% F)  
 TUITION (IN-DISTRICT): \$1,156  
 NO DORMITORY  
 PROGRAMS: OCCUP.ACAD.CONT PROF.REC.AD BASIC  
 ACCREDITATION: MIDDLE STATES.ADMUR.M.TAD

COMPUTER SYSTEMS INSTITUTE HEADVILLE BRANCH  
 996 S MAIN ST  
 HEADVILLE 16335  
 UNIT ID: 211787  
 HIGHEST OFFERING: ASSOCIATES DEGREE  
 ENROLLMENT: 41 (37% F)  
 TUITION: \$8,400  
 ROOM: #  
 PROGRAMS: OCCUP.ACAD  
 ACCREDITATION: #  
 TELEPHONE: (814) 336-5517  
 CONTROL: PROFIT MAKING  
 BOARD: #

(H) COMMUNITY COLLEGE OF BEAVER COUNTY  
 COLLEGE DRIVE  
 MONACA 15061  
 UNIT ID: 211079  
 HIGHEST OFFERING: ASSOCIATES DEGREE  
 ENROLLMENT: 2,511 (53% F)  
 TUITION (IN-DISTRICT): 9888  
 NO DORMITORY  
 PROGRAMS: OCCUP.ACAD.REC.AD BASIC  
 ACCREDITATION: MIDDLE STATES.M.TAD

CONEMAUGH VALLEY MEM HOSP SCH RADIOLOGIC TECH  
 1086 FRANKLIN STREET  
 JOHNSTON 15905  
 UNIT ID: 211802  
 HIGHEST OFFERING: TWO BUT LESS THAN FOUR YEARS  
 ENROLLMENT: #  
 TUITION: \$100  
 NO DORMITORY  
 PROGRAMS: OCCUP.ACAD  
 ACCREDITATION: RAD  
 TELEPHONE: #  
 CONTROL: INDEP NONPROFIT  
 NO MEAL PLAN

(H) COMMUNITY COLLEGE OF PHILADELPHIA  
 1700 SPRING GARDEN STREET  
 PHILADELPHIA 19130  
 UNIT ID: 215239  
 HIGHEST OFFERING: ASSOCIATES DEGREE  
 ENROLLMENT: 14,860 (64% F)  
 TUITION (IN-DISTRICT): \$1,210

CONEMAUGH VALLEY MEMORIAL HOSPITAL  
 1086 FRANKLIN ST  
 JOHNSTON 15905  
 UNIT ID: 211811  
 HIGHEST OFFERING: TWO BUT LESS THAN FOUR YEARS  
 ENROLLMENT: 21 (74% F)  
 TUITION: \$2,600  
 ROOM: \$35  
 TELEPHONE: #  
 CONTROL: INDEP NONPROFIT  
 BOARD: #



CONSOLIDATED SCHOOL OF BUSINESS  
131 NORTH DUKE STREET  
YORK 17401  
UNIT ID: 211820  
HIGHEST OFFERING: ASSOCIATES DEGREE  
ENROLLMENT: 96  
TUITION: \$3,810  
ROOM: #  
PROGRAMS: OCCUP.ACAD.CONT PROF  
ACCREDITATION: PPB

TELEPHONE: (717) 846-4076  
CONTROL: PROFIT MAKING

BOARD: #

CROZER-CHESTER MED CTR SCH RADIOLOGIC TECHN  
15TH STREET & UPLAND AVENUE  
CHESTER 19013  
UNIT ID: 211884  
HIGHEST OFFERING: #  
ENROLLMENT: #

TELEPHONE: (215) 447-2537  
CONTROL: #

INSTITUTIONAL DATA NOT REPORTED

CONSOLIDATED SCHOOL OF BUSINESS, INC  
1817 OLDE HOMESTEAD LANE, SUITES I AND J  
LANCASTER 17601  
UNIT ID: 260354  
HIGHEST OFFERING: ASSOCIATES DEGREE  
ENROLLMENT: #  
TUITION: #  
NO DORMITORY  
PROGRAMS: OCCUP.ACAD.CONT PROF  
ACCREDITATION: PPB

TELEPHONE: (717) 394-6211  
CONTROL: PROFIT MAKING

NO MEAL PLAN

(H) CURTIS INSTITUTE OF MUSIC  
1726 LOCUST STREET  
PHILADELPHIA 19103  
UNIT ID: 211893  
HIGHEST OFFERING: MASTERS DEGREE  
ENROLLMENT: 162 (44% F)  
UNDERGRAD TUITION: \$100  
NO DORMITORY  
PROGRAMS: OCCUP.ACAD  
ACCREDITATION: #

TELEPHONE: (215) 893-5252  
CONTROL: INDEP NONPROFIT

FICE: 003251  
GRAD TUITION: \$100  
NO MEAL PLAN

CONSOLIDATED SCHOOL OF BUSINESS, INC  
1817 OLDE HOMESTEAD LANE STE 1&J  
LANCASTER 17601  
UNIT ID: 242059  
HIGHEST OFFERING: ASSOCIATES DEGREE  
ENROLLMENT: #  
TUITION: \$3,375  
ROOM: #  
PROGRAMS: OCCUP.ACAD.CONT PROF  
ACCREDITATION: PPB

TELEPHONE: (717) 394-4211  
CONTROL: PROFIT MAKING

BOARD: #

(H) DEAN INSTITUTE OF TECHNOLOGY  
1501 WEST LIBERTY AVENUE  
PITTSBURGH 15226  
UNIT ID: 211909  
HIGHEST OFFERING: ASSOCIATES DEGREE  
ENROLLMENT: 171 (3% F)  
TUITION: \$7,240  
ROOM: #  
PROGRAMS: OCCUP.ACAD  
ACCREDITATION: #

TELEPHONE: (412) 531-4433  
CONTROL: PROFIT MAKING

FICE: 009106

BOARD: #

COURT REPORTING INSTITUTE OF ORLEANS TECH INST.  
1819 JFK BLVD. SUITE 200  
PHILADELPHIA 19103  
UNIT ID: 249779  
HIGHEST OFFERING: TWO BUT LESS THAN FOUR YEARS  
ENROLLMENT: 100  
TUITION: \$8,000  
ROOM: #  
PROGRAMS: OCCUP.ACAD.CONT PROF  
ACCREDITATION: #

TELEPHONE: (215) 854-1053  
CONTROL: PROFIT MAKING

BOARD: #

(H) DELAWARE COUNTY COMMUNITY COLLEGE  
RT 252 & MEDIA LINE ROAD  
MEDIA 19063  
UNIT ID: 211927  
HIGHEST OFFERING: ASSOCIATES DEGREE  
ENROLLMENT: 7,837 (57% F)  
TUITION (IN-DISTRICT): \$966  
NO DORMITORY  
PROGRAMS: OCCUP.ACAD.CONT PROF.REC.AD BASIC  
ACCREDITATION: MIDDLE STATES.ADNUR

TELEPHONE: (215) 359-5000  
CONTROL: PUBLIC

FICE: 007110

NO MEAL PLAN

CRAFT FASHION INSTITUTE (THE)  
27 SOUTH 12TH STREET  
PHILADELPHIA 19102  
UNIT ID: 211857  
HIGHEST OFFERING: TWO BUT LESS THAN FOUR YEARS  
ENROLLMENT: #

TELEPHONE: (215) 665-0546  
CONTROL: PROFIT MAKING

INSTITUTIONAL DATA NOT REPORTED

(H) DELAWARE VALLEY COLLEGE OF SCIENCE AND AGRICULTURE  
ROUTE 202 & NEW BRITAIN ROAD  
DOYLESTOWN 18901  
UNIT ID: 211981  
HIGHEST OFFERING: BACHELORS DEGREE  
ENROLLMENT: 1,434 (37% F)  
TUITION: \$6,435  
ROOM: \$1,325  
PROGRAMS: ACAD  
ACCREDITATION: #

TELEPHONE: (215) 345-1500  
CONTROL: INDEP NONPROFIT

FICE: 003252

BOARD: \$1,625 (19)

CROZER CHESTER MEDICAL CENTER  
15TH STREET AND UPLAND AVE  
CHESTER 19013  
UNIT ID: 211875  
HIGHEST OFFERING: ASSOCIATES DEGREE  
ENROLLMENT: #

TELEPHONE: #  
CONTROL: INDEP NONPROFIT

INSTITUTIONAL DATA NOT REPORTED

(H) DICKINSON COLLEGE  
CARLISLE 17013  
UNIT ID: 212009  
HIGHEST OFFERING: BACHELORS DEGREE  
ENROLLMENT: 1,943 (55% F)  
TUITION: \$11,340  
ROOM: \$1,800  
PROGRAMS: ACAD  
ACCREDITATION: #

TELEPHONE: (717) 243-5121  
CONTROL: INDEP NONPROFIT

FICE: 003253

BOARD: \$1,600 (21)

## (H) DICKINSON SCHOOL OF LAW

150 SOUTH COLLEGE STREET  
CARLISLE 17013  
UNIT ID: 212018

HIGHEST OFFERING: MASTERS DEGREE

(ALSO OFFERS FIRST-PROFESSIONAL)

ENROLLMENT: 557 (39% F)

ROOM: \$1,300

PROGRAMS: ACAD. CONT PROF

ACCREDITATION: LAN

TELEPHONE: (717) 243-4611  
CONTROL: INDEP NONPROFIT

FICE: 003254  
GRAD TUITION: \$6,525  
NO MEAL PLAN

## (H) EAST STROUDSBURG UNIVERSITY OF PENNSYLVANIA

E STROUDSBURG 18301  
UNIT ID: 212115

HIGHEST OFFERING: POST-MASTERS CERTIFICATE

ENROLLMENT: 4,320 (55% F)

UNDERGRAD TUITION (IN-STATE): \$1,904

ROOM: \$1,372

PROGRAMS: ACAD

ACCREDITATION: MIDDLE STATES. NUR. TED

TELEPHONE: (717) 424-3065  
CONTROL: PUBLIC

FICE: 003320

GRAD TUITION: \$1,900

BOARD: \$916 (20)

## (H) DOUGLAS SCHOOL OF BUSINESS

130 SEVENTH ST

INDHESSEN 18062

UNIT ID: 212045

HIGHEST OFFERING: ASSOCIATES DEGREE

ENROLLMENT: 85 (87% F)

TUITION: \$3,500

ROOM: \$

PROGRAMS: OCCUP. ACAD. CONT PROF. REC

ACCREDITATION: JRCB

TELEPHONE: (412) 684-7444  
CONTROL: PROFIT MAKING

BOARD: \$

## (H) EASTERN BAPTIST THEOLOGICAL SEMINARY

CITY LINE & LANCASTER AVE

PHILADELPHIA 19151

UNIT ID: 212124

HIGHEST OFFERING: DOCTORS DEGREE

(ALSO OFFERS FIRST-PROFESSIONAL)

ENROLLMENT: 305 (29% F)

ROOM: \$1,350

PROGRAMS: ACAD

ACCREDITATION: MIDDLE STATES. PAST

TELEPHONE: (215) 894-6000  
CONTROL: PROTESTANT

FICE: 003260

GRAD TUITION: \$2,100

NO MEAL PLAN

## (H) DREXEL UNIVERSITY

32 AND CHESTNUT STREET

PHILADELPHIA 19104

UNIT ID: 212054

HIGHEST OFFERING: DOCTORS DEGREE

ENROLLMENT: 12,494 (51% F)

UNDERGRAD TUITION: \$7,678

ROOM: \$

PROGRAMS: ACAD

ACCREDITATION: \$

TELEPHONE: (215) 895-2000  
CONTROL: INDEP NONPROFIT

FICE: 003256  
GRAD TUITION: \$9,132  
BOARD: \$

## (H) EASTERN COLLEGE

FAIR VIEW RD

SAINT DAVIDS 19087

UNIT ID: 212133

HIGHEST OFFERING: MASTERS DEGREE

ENROLLMENT: 1,043 (63% F)

INSTITUTIONAL DATA NOT REPORTED

TELEPHONE: (215) 341-5810  
CONTROL: OTHER RELIGIOUS

FICE: 003259

## (H) DU BOIS BUSINESS COLLEGE

ONE BEAVER DR. PO BOX 0

DU BOIS 15801

UNIT ID: 212072

HIGHEST OFFERING: ASSOCIATES DEGREE

ENROLLMENT: 333 (92% F)

TUITION: \$7,140

ROOM: \$

PROGRAMS: ACAD

ACCREDITATION: \$

TELEPHONE: (814) 371-6920  
CONTROL: PROFIT MAKING

FICE: 004893

BOARD: \$

## (H) EDINBORO UNIVERSITY OF PENNSYLVANIA

EDINBORO 16444

UNIT ID: 212160

HIGHEST OFFERING: POST-MASTERS CERTIFICATE

ENROLLMENT: 4,014 (54% F)

UNDERGRAD TUITION (IN-STATE): \$2,120

ROOM: \$1,180

PROGRAMS: ACAD

ACCREDITATION: MIDDLE STATES. ANEST. DIET. DT. NUR. TED

TELEPHONE: (814) 732-2000  
CONTROL: PUBLIC

FICE: 003321

GRAD TUITION: \$2,096

BOARD: \$920 (19)

## (H) DUFFS BUSINESS INSTITUTE

110 NINTH STREET

PITTSBURGH 15222

UNIT ID: 212090

HIGHEST OFFERING: ASSOCIATES DEGREE

ENROLLMENT: 798 (89% F)

TUITION: \$1,560

ROOM: \$

PROGRAMS: OCCUP. ACAD

ACCREDITATION: \$

TELEPHONE: (412) 261-4520  
CONTROL: PROFIT MAKING

BOARD: \$

## (H) ELECTRONIC INSTITUTE-HARRISBURG

19 JAMESWAY PLAZA

MIDDLETON 17057

UNIT ID: 212179

HIGHEST OFFERING: ASSOCIATES DEGREE

ENROLLMENT: 254 (2% F)

INSTITUTIONAL DATA NOT REPORTED

TELEPHONE: (717) 944-2731  
CONTROL: INDEP NONPROFIT

FICE: 029197

## (H) DUQUESNE UNIVERSITY

ADMINISTRATION BUILDING

PITTSBURGH 15202

UNIT ID: 212104

HIGHEST OFFERING: DOCTORS DEGREE

(ALSO OFFERS FIRST-PROFESSIONAL)

ENROLLMENT: 6,570 (54% F)

UNDERGRAD TUITION: \$5,000

ROOM: \$1,755

PROGRAMS: ACAD. CONT PROF

TELEPHONE: (412) 434-6000  
CONTROL: CATHOLIC

FICE: 003258  
GRAD TUITION: \$4,030  
BOARD: \$1,495 (20)

## (H) ELECTRONIC INSTITUTES

4634 BROWN HILL ROAD

PITTSBURGH 15217

UNIT ID: 212188

HIGHEST OFFERING: TWO BUT LESS THAN FOUR YEARS

ENROLLMENT: 224 (3% F)

TUITION: \$3,350

NO DORMITORY

PROGRAMS: OCCUP. ACAD

ACCREDITATION: MATTS

TELEPHONE: (412) 521-0686  
CONTROL: INDEP NONPROFIT

FICE: 004886

NO MEAL PLAN

## (H) ELIZABETHTOWN COLLEGE

ONE ALPHA DRIVE  
ELIZABETHTOWN 17022  
UNIT ID: 212197  
HIGHEST OFFERING: POSTBACCALAUREATE CERTIFICATE  
ENROLLMENT: 1,679 (60% F)  
UNDERGRAD TUITION: \$7,875  
ROOM: \$1,550  
PROGRAMS: OCCUP, ACAD, REC  
ACCREDITATION: MIDDLE STATES, MUS, OT, SM

TELEPHONE: (717) 367-1151  
CONTROL: PROTESTANT  
FICE: 003262  
GRAD TUITION: \$  
BOARD: \$1,600 (19)

## FAMILY INSTITUTE OF PHILADELPHIA

PO BOX 15852 MIDDLE CITY STATION  
PHILADELPHIA 19103  
UNIT ID: 212461  
HIGHEST OFFERING: TWO BUT LESS THAN FOUR YEARS  
ENROLLMENT: \$

TELEPHONE: \$  
CONTROL: INDEP NONPROFIT

INSTITUTIONAL DATA NOT REPORTED

## EPISCOPAL HOSPITAL

FRONT ST & LEHIGH AVE  
PHILADELPHIA 19125  
UNIT ID: 212407  
HIGHEST OFFERING: TWO BUT LESS THAN FOUR YEARS  
ENROLLMENT: 61 (92% F)  
TUITION: \$3,871  
ROOM: \$  
PROGRAMS: ACAD, CONT PROF  
ACCREDITATION: DNR

TELEPHONE: (215) 427-7000  
CONTROL: INDEP NONPROFIT

BOARD: \$

## FASHION INSTITUTE OF PHILADELPHIA

1622 CHESTNUT STREET  
PHILADELPHIA 19103  
UNIT ID: 212470  
HIGHEST OFFERING: ASSOCIATES DEGREE  
ENROLLMENT: \$

TELEPHONE: (215) 567-7080  
CONTROL: PROFIT MAKING

INSTITUTIONAL DATA NOT REPORTED

## (H) ERIE BUSINESS CENTER

246 WEST NINTH STREET  
ERIE 16501  
UNIT ID: 212425  
HIGHEST OFFERING: ASSOCIATES DEGREE  
ENROLLMENT: 373 (82% F)  
TUITION: \$8,850  
ROOM: \$  
PROGRAMS: ACAD, CONT PROF  
ACCREDITATION: MIDDLE STATES, PPS

TELEPHONE: (814) 454-7504  
CONTROL: PROFIT MAKING

FICE: 029341

BOARD: \$

## FAYETTE INSTITUTE OF COMMERCE AND TECHNOLOGY INC

45 N KERR STREET  
UNIONTOWN 15401  
UNIT ID: 212490  
HIGHEST OFFERING: TWO BUT LESS THAN FOUR YEARS  
ENROLLMENT: 67 (1% F)  
TUITION: \$4,432  
ROOM: \$  
PROGRAMS: OCCUP  
ACCREDITATION: \$

TELEPHONE: (412) 430-4540  
CONTROL: PROFIT MAKING

BOARD: \$

## (H) ERIE INSTITUTE OF TECHNOLOGY INC

2221 PENINSULA DR  
ERIE 16504  
UNIT ID: 212434  
HIGHEST OFFERING: ASSOCIATES DEGREE  
ENROLLMENT: 95 (2% F)

TELEPHONE: (814) 938-2711  
CONTROL: PROFIT MAKING

FICE: 022039

INSTITUTIONAL DATA NOT REPORTED

## FRANKFORD HOSPITAL SCHOOL OF NURSING

4918 PENN STREET  
PHILADELPHIA 19124  
UNIT ID: 212560  
HIGHEST OFFERING: \$  
ENROLLMENT: \$

TELEPHONE: \$  
CONTROL: \$

INSTITUTIONAL DATA NOT REPORTED

## (H) EVANGELICAL SCHOOL OF THEOLOGY

121 SOUTH COLLEGE STREET  
MYERSTOWN 17067  
UNIT ID: 212443  
HIGHEST OFFERING: MASTERS DEGREE  
(ALSO OFFERS FIRST-PROFESSIONAL)

TELEPHONE: (717) 866-5775  
CONTROL: PROTESTANT

FICE: 029237  
GRAD TUITION: \$3,840  
NO MEAL PLAN

ENROLLMENT: 80 (12% F)  
ROOM: \$500  
PROGRAMS: ACAD  
ACCREDITATION: \$

## (H) FRANKLIN AND MARSHALL COLLEGE

P O BOX 3003  
LANCASTER 17604-3003  
UNIT ID: 212577  
HIGHEST OFFERING: BACHELORS DEGREE  
ENROLLMENT: 2,684 (51% F)  
TUITION: \$11,400  
ROOM: \$  
PROGRAMS: ACAD  
ACCREDITATION: \$

TELEPHONE: (717) 291-3911  
CONTROL: INDEP NONPROFIT

FICE: 003265

BOARD: \$

## (H) FAITH THEOLOGICAL SEMINARY

920 SPRING AVENUE  
ELKINS PARK 19117  
UNIT ID: 212452  
HIGHEST OFFERING: MASTERS DEGREE  
(ALSO OFFERS FIRST-PROFESSIONAL)

TELEPHONE: (215) 695-3300  
CONTROL: INDEP NONPROFIT

FICE: 003264  
GRAD TUITION: \$17000  
NO MEAL PLAN

ENROLLMENT: 42 (7% F)  
ROOM: \$250  
PROGRAMS: \$  
ACCREDITATION: \$

## FRANKLIN MORRIS ACADEMY

100 N. ARCH STREET  
PHILADELPHIA 19103  
UNIT ID: 249821  
HIGHEST OFFERING: ASSOCIATES DEGREE  
ENROLLMENT: 400  
TUITION: \$5,900  
ROOM: \$  
PROGRAMS: OCCUP, ACAD, CONT PROF, AD BASIC  
ACCREDITATION: \$

TELEPHONE: (215) 569-3299  
CONTROL: PROFIT MAKING

BOARD: \$

FRANKLIN REGIONAL MED CTR RADIAL TECH PRDG  
1 SPRUCE STREET  
FRANKLIN 16525  
UNIT ID: 212586  
HIGHEST OFFERING: TWO BUT LESS THAN FOUR YEARS  
ENROLLMENT: 10 (100% F)  
TUITION (IN-DISTRICT): \$500  
ROOM: #  
PROGRAMS: OCCUP.ACAD  
ACCREDITATION: #

TELEPHONE: (814) 437-7000  
CONTROL: PUBLIC

NO MEAL PLAN

GEISINGER WYOMING VALLEY MEDICAL CENTER  
174 FRANKLIN ST  
MILKES-BARRE 18701  
UNIT ID: 214430  
HIGHEST OFFERING: TWO BUT LESS THAN FOUR YEARS  
ENROLLMENT: #  
TUITION: \$2,300  
NO DORMITORY  
PROGRAMS: ACAD  
ACCREDITATION: DNUR

TELEPHONE: (717) 826-7490  
CONTROL: INDEP NONPROFIT

NO MEAL PLAN

FREE GOSPEL BIBLE INSTITUTE  
P.O. BOX 477  
EDPORT 15632  
UNIT ID: 212595  
HIGHEST OFFERING: #  
ENROLLMENT: #

TELEPHONE: #  
CONTROL: #

INSTITUTIONAL DATA NOT REPORTED

(M) GENEVA COLLEGE  
COLLEGE AVENUE  
BEAVER FALLS 15010  
UNIT ID: 212656  
HIGHEST OFFERING: MASTERS DEGREE  
ENROLLMENT: 1,175 (41% F)  
UNDERGRAD TUITION: \$5,710  
ROOM: \$1,330  
PROGRAMS: OCCUP.ACAD  
ACCREDITATION: #

TELEPHONE: (814) 41-28E-  
CONTROL: PROTESTANT

FICE: 003267  
GRAD TUITION: \$2,916  
BOARD: \$1,490 (21)

(M) GANNON UNIVERSITY  
109 WEST SIXTH STREET  
ERIE 16541  
UNIT ID: 212601  
HIGHEST OFFERING: MASTERS DEGREE  
ENROLLMENT: 3,952 (48% F)  
UNDERGRAD TUITION: \$5,654  
ROOM: \$1,406  
PROGRAMS: ACAD  
ACCREDITATION: MIDDLE STATES,APCP,ENG,MAC,MT,RAD,RSTH

TELEPHONE: (814) 871-7000  
CONTROL: CATHOLIC

FICE: 003266  
GRAD TUITION: \$3,800  
BOARD: \$1,240 (20)

GERMANTOWN HOSPITAL AND MEDICAL CENTER  
ONE PEAN BLVD  
PHILADELPHIA 19144  
UNIT ID: 212665  
HIGHEST OFFERING: TWO BUT LESS THAN FOUR YEARS  
ENROLLMENT: 63 (97% F)

TELEPHONE: (215) 951-8850  
CONTROL: INDEP NONPROFIT

INSTITUTIONAL DATA NOT REPORTED

GARFIELD BUSINESS INSTITUTE  
2590 RIDGE ROAD  
MONACA 15061  
UNIT ID: 212610  
HIGHEST OFFERING: ASSOCIATES DEGREE  
ENROLLMENT: #

TELEPHONE: (412) 720-4050  
CONTROL: PROFIT MAKING

INSTITUTIONAL DATA NOT REPORTED

(M) GETTYSBURG COLLEGE  
NORTH WASHINGTON ST  
GETTYSBURG 17325  
UNIT ID: 212674  
HIGHEST OFFERING: BACHELORS DEGREE  
ENROLLMENT: 2,003 (51% F)  
TUITION: \$10,840  
ROOM: #  
PROGRAMS: ACAD  
ACCREDITATION: #

TELEPHONE: (717) 537-6000  
CONTROL: PROTESTANT

FICE: 003268  
BOARD: #

GATEWAY TECHNICAL INSTITUTE  
300 SEVENTH STREET  
PITTSBURGH 15222  
UNIT ID: 212629  
HIGHEST OFFERING: TWO BUT LESS THAN FOUR YEARS  
ENROLLMENT: 485 (4% F)

TELEPHONE: (412) 281-4111  
CONTROL: PROFIT MAKING

INSTITUTIONAL DATA NOT REPORTED

(M) GRATZ COLLEGE  
10TH STREET & TABOR ROAD  
PHILADELPHIA 19141  
UNIT ID: 212771  
HIGHEST OFFERING: POST-MASTERS CERTIFICATE  
ENROLLMENT: 229 (67% F)  
UNDERGRAD TUITION: \$1,250  
NO DORMITORY  
PROGRAMS: ACAD,CONT PROF,REC  
ACCREDITATION: #

TELEPHONE: (215) 329-3363  
CONTROL: INDEP NONPROFIT

FICE: 004058  
GRAD TUITION: \$1,550  
NO MEAL PLAN

GEISINGER MEDICAL CENTER  
NORTH ACADEMY AVENUE  
DANVILLE 17822  
UNIT ID: 212638  
HIGHEST OFFERING: TWO BUT LESS THAN FOUR YEARS  
ENROLLMENT: #

TELEPHONE: (717) 271-6201  
CONTROL: INDEP NONPROFIT

INSTITUTIONAL DATA NOT REPORTED

GREENE COUNTY AREA VO-TECH SCHOOL  
RD #2, BOX 40  
WAYNESBURG 15370  
UNIT ID: 260563  
HIGHEST OFFERING: #  
ENROLLMENT: #  
NO DORMITORY  
PROGRAMS: OCCUP  
ACCREDITATION: #

TELEPHONE: (412) 627-3106  
CONTROL: PUBLIC

NO MEAL PLAN

GREENSBURG INSTITUTE OF TECHNOLOGY  
502 N OTTERMAN STREET  
GREENSBURG 15601  
UNIT ID: 212799  
HIGHEST OFFERING: TWO BUT LESS THAN FOUR YEARS  
ENROLLMENT: 59  
TUITION: \$7,105  
ROOM: #  
PROGRAMS: ACAD. AD BASIC  
ACCREDITATION: #  
TELEPHONE: (412) 857-3330  
CONTROL: PROFIT MAKING  
BOARD: #

HANOT MEDICAL CENTER  
201 STATE STREET  
ERIE 16512  
UNIT ID: 212850  
HIGHEST OFFERING: #  
ENROLLMENT: #  
TELEPHONE: #  
CONTROL: #

INSTITUTIONAL DATA NOT REPORTED

(H) GROVE CITY COLLEGE  
GROVE CITY 16127  
UNIT ID: 212805  
HIGHEST OFFERING: BACHELORS DEGREE  
ENROLLMENT: 2,140 (58% F)  
TELEPHONE: (412) 458-6680  
CONTROL: PROTESTANT  
FICE: 003269

(H) MARCUM JUNIOR COLLEGE  
MORRIS & MONTGOMERY AVENUES  
BRYN MAWR 19010  
UNIT ID: 212869  
HIGHEST OFFERING: ASSOCIATES DEGREE  
ENROLLMENT: 987 (98% F)  
TUITION: \$5,096  
ROOM: \$1,650  
PROGRAMS: OCCUP. ACAD  
ACCREDITATION: MIDDLE STATES. ADVET. DA. NAC. MLTAD. PTAA  
TELEPHONE: (215) 525-4180  
CONTROL: INDEP NONPROFIT  
FICE: 003272  
BOARD: \$1,650 (19)

INSTITUTIONAL DATA NOT REPORTED

GURNARE MODELING SCHOOL  
339 N WASHINGTON ST PO BOX 1757  
BUTLER 16003  
UNIT ID: 212814  
HIGHEST OFFERING: ASSOCIATES DEGREE  
ENROLLMENT: #  
TELEPHONE: (412) 287-8115  
CONTROL: PROFIT MAKING

MARMARVILLE TRAINING INSTITUTE  
620 ALPHA DR PO BOX 11386  
PITTSBURGH 15238-0386  
UNIT ID: 214537  
HIGHEST OFFERING: ASSOCIATES DEGREE  
ENROLLMENT: #  
TUITION: \$6,285  
NO DORMITORY  
PROGRAMS: OCCUP. ACAD  
ACCREDITATION: AHE  
TELEPHONE: (412) 947-2750  
CONTROL: INDEP NONPROFIT  
NO MEAL PLAN

INSTITUTIONAL DATA NOT REPORTED

GHYNEED MERCY COLLEGE RESPIRATORY THERAPY PROG  
LANSDOWNE AVENUE  
DARBY 19025  
UNIT ID: 212823  
HIGHEST OFFERING: #  
ENROLLMENT: #  
TELEPHONE: #  
CONTROL: #

(H) HARRISBURG AREA COMMUNITY COLLEGE  
3300 CAMERON STREET ROAD  
HARRISBURG 17110  
UNIT ID: 212878  
HIGHEST OFFERING: TWO BUT LESS THAN FOUR YEARS  
ENROLLMENT: 6,249 (59% F)  
TUITION (IN-DISTRICT): \$1,010  
NO DORMITORY  
PROGRAMS: OCCUP. ACAD. CONT PROF. REC. AD BASIC  
ACCREDITATION: MIDDLE STATES. ENT. MNT. RAD. RSTH. RSTMT  
TELEPHONE: (717) 780-2300  
CONTROL: PUBLIC  
FICE: 003273  
NO MEAL PLAN

INSTITUTIONAL DATA NOT REPORTED

(H) GHYNEED-MERCY COLLEGE  
SUMMEYTON PIKE  
GHYNEED VLY 19437  
UNIT ID: 212832  
HIGHEST OFFERING: MASTERS DEGREE  
ENROLLMENT: 1,980 (84% F)  
UNDERGRAD TUITION: \$5,500  
ROOM: \$1,500  
PROGRAMS: OCCUP. ACAD. CONT PROF  
ACCREDITATION: MIDDLE STATES. ADMUR. MLTAD. MNT. NT. MNT. MMB.  
RSTHT. RTT. TED  
TELEPHONE: (215) 646-7300  
CONTROL: CATHOLIC  
FICE: 003270  
GRAD TUITION: \$4,445  
BOARD: \$1,500 (21)

(H) HAVERFORD COLLEGE  
LANCASTER AVENUE  
HAVERFORD 19041  
UNIT ID: 212911  
HIGHEST OFFERING: MASTERS DEGREE  
ENROLLMENT: 1,112 (45% F)  
UNDERGRAD TUITION: \$11,600  
ROOM: \$2,200  
PROGRAMS: ACAD  
ACCREDITATION: #  
TELEPHONE: (215) 896-1000  
CONTROL: INDEP NONPROFIT  
FICE: 003274  
GRAD TUITION: #  
BOARD: \$2,025 (21)

(H) HANNEMAN UNIVERSITY  
BROAD AND VINE  
PHILADELPHIA 19102  
UNIT ID: 212841  
HIGHEST OFFERING: DOCTORS DEGREE  
(ALSO OFFERS FIRST-PROFESSIONAL)  
ENROLLMENT: 1,995 (61% F)  
UNDERGRAD TUITION: \$5,750  
ROOM: \$4,784  
PROGRAMS: ACAD. CONT PROF  
ACCREDITATION: MIDDLE STATES. ADMUR. APCP. CLPSY. MED. NT. MUR.  
TELEPHONE: (215) 448-7800  
CONTROL: INDEP NONPROFIT  
FICE: 003271  
GRAD TUITION: \$6,150  
NO MEAL PLAN

HIRAH O ANDREWS CENTER  
727 DOUCHER STREET  
JOHNSTON 15905-3092  
UNIT ID: 212975  
HIGHEST OFFERING: ASSOCIATES DEGREE  
ENROLLMENT: 411 (27% F)  
TUITION: \$2,550  
ROOM: #  
PROGRAMS: OCCUP. ACAD. AD BASIC  
ACCREDITATION: NATTS  
TELEPHONE: (81) 8.1-43E  
CONTROL: #  
NO MEAL PLAN

## (H) HOLY FAMILY COLLEGE

BRANT & FRANKFORD AVENUES  
PHILADELPHIA 19114  
UNIT ID: 212984  
HIGHEST OFFERING: BACHELORS DEGREE  
ENROLLMENT: 1,483 (80% F)  
TUITION: \$5,498  
NO DORMITORY  
PROGRAMS: ACAD  
ACCREDITATION: MIDDLE STATES,NUR

TELEPHONE: (215) 657-7700  
CONTROL: CATHOLIC  
FICE: 883275  
NO REAL PLAN

## (H) INDIANA UNIVERSITY OF PENNSYLVANIA

INDIANA 15705  
UNIT ID: 213020  
HIGHEST OFFERING: DOCTORS DEGREE  
ENROLLMENT: 11,248 (58% F)  
UNDERGRAD TUITION (IN-STATE): \$2,054  
ROOM: \$1,222  
PROGRAMS: ACAD  
ACCREDITATION: MIDDLE STATES,MT,NUS,NUR,RSTM,TE

TELEPHONE: (412) 357-2100  
CONTROL: PUBLIC  
FICE: 883277  
GRAD TUITION: \$2,054  
BOARD: \$1,866 (20)

## (H) RUSSIAN SCHOOL OF ART

1010 ARCH STREET  
PHILADELPHIA 19107  
UNIT ID: 212993  
HIGHEST OFFERING: ASSOCIATES DEGREE  
ENROLLMENT: 170 (39% F)  
TUITION: \$18,860  
ROOM: \$  
PROGRAMS: OCCUP,ACAD  
ACCREDITATION: \$

TELEPHONE: (215) 238-9800  
CONTROL: PROFIT MAKING  
FICE: 887469  
BOARD: \$

## (H) INDIANA UNIVERSITY OF PENNSYLVANIA

REBECCA & NICKAN STS  
KITTTANNING 16201  
UNIT ID: 213048  
HIGHEST OFFERING: ASSOCIATES DEGREE  
ENROLLMENT: \$

TELEPHONE: (412) 357-3824  
CONTROL: PUBLIC  
FICE: 884896

INSTITUTIONAL DATA NOT REPORTED

## ICH SCHOOL OF BUSINESS

10-14 HOOD STREET  
PITTSBURGH 15222  
UNIT ID: 213082  
HIGHEST OFFERING: ASSOCIATES DEGREE  
ENROLLMENT: 738 (71% F)  
TUITION: \$8,528  
ROOM: \$  
PROGRAMS: OCCUP,ACAD,CONT PROF,REC  
ACCREDITATION: MAC

TELEPHONE: \$  
CONTROL: PROFIT MAKING  
BOARD: \$

## INSTITUTE FOR PARALEGAL TRAINING

1924 ARCH ST  
PHILADELPHIA 19105  
UNIT ID: 213066  
HIGHEST OFFERING: POSTBACCALAUREATE CERTIFICATE  
ENROLLMENT: 217

TELEPHONE: (215) 567-4880  
CONTROL: PROFIT MAKING

INSTITUTIONAL DATA NOT REPORTED

## ICS CENTER FOR DEGREE STUDIES

OAK AND PAMREE STREETS  
SCRANTON 18515  
UNIT ID: 249874  
HIGHEST OFFERING: ASSOCIATES DEGREE  
ENROLLMENT: \$

TELEPHONE: (717) 342-7701  
CONTROL: PROFIT MAKING

## INTERNATIONAL SCH FOR NONTAL MLTH PRACTITIONERS

78 N PENNSYLVANIA AVE  
MORRISVILLE 19867  
UNIT ID: 213145  
HIGHEST OFFERING: \$  
ENROLLMENT: \$

TELEPHONE: \$  
CONTROL: \$

INSTITUTIONAL DATA NOT REPORTED

INSTITUTIONAL DATA NOT REPORTED

## (H) IMMACULATA COLLEGE

IMMACULATA 19345  
UNIT ID: 213011  
HIGHEST OFFERING: MASTERS DEGREE  
ENROLLMENT: 1,904 (91% F)  
UNDERGRAD TUITION: \$4,978  
ROOM: \$1,780  
PROGRAMS: ACAD  
ACCREDITATION: MIDDLE STATES,DIET,NUS

TELEPHONE: (215) 647-4480  
CONTROL: CATHOLIC  
FICE: 883276  
GRAD TUITION: \$5,675  
BOARD: \$1,668 (19)

## JAMESON MEMORIAL HOSPITAL

1211 WILMINGTON AVE  
MEN CASTLE 16106-2595  
UNIT ID: 213168  
HIGHEST OFFERING: TND BUT LESS THAN FOUR YEARS  
ENROLLMENT: 39 (98% F)  
TUITION: \$5,948  
ROOM: \$78  
PROGRAMS: ACAD  
ACCREDITATION: \$

TELEPHONE: (412) 654-4052  
CONTROL: INDEP NONPROFIT

NO REAL PLAN

## (H) INDIANA UNIVERSITY OF PA-PUNDCUTANNEY CAN

PUNDCUTANNEY 15767  
UNIT ID: 213039  
HIGHEST OFFERING: ASSOCIATES DEGREE  
ENROLLMENT: \$

TELEPHONE: (412) 357-3825  
CONTROL: PUBLIC  
FICE: 884895

## (H) JOHNSON TECHNICAL INSTITUTE

3427 N MAIN AVE  
SCRANTON 18508  
UNIT ID: 213233  
HIGHEST OFFERING: ASSOCIATES DEGREE  
ENROLLMENT: 441 (3% F)  
TUITION: \$2,945  
NO DORMITORY  
PROGRAMS: OCCUP,ACAD  
ACCREDITATION: NATTS

TELEPHONE: (717) 342-6404  
CONTROL: INDEP NONPROFIT

FICE: 829198

NO REAL PLAN

INSTITUTIONAL DATA NOT REPORTED

**(H) JUNIATA COLLEGE**

1700 MOORE STREET  
HUNTINGDON 16652  
UNIT ID: 213251  
HIGHEST OFFERING: BACHELORS DEGREE  
ENROLLMENT: 1,089 (51% F)  
TUITION: \$8,760  
ROOM: \$1,280  
PROGRAMS: ACAD  
ACCREDITATION: MIDDLE STATES.SN

TELEPHONE: (814) 643-4310  
CONTROL: INDEP NONPROFIT  
FICE: 003279  
BOARD: \$1,520 (21)

**(H) LA SALLE UNIVERSITY**

20TH ST AND OLNEY AVE  
PHILADELPHIA 19141  
UNIT ID: 213367  
HIGHEST OFFERING: MASTERS DEGREE  
ENROLLMENT: 6,106 (51% F)  
UNDERGRAD TUITION: \$6,750  
ROOM: \$1,950  
PROGRAMS: ACAD  
ACCREDITATION: MIDDLE STATES.MUR.SN

TELEPHONE: (215) 951-1000  
CONTROL: CATHOLIC  
FICE: 003287  
GRAD TUITION: #  
BOARD: \$2,090

**(H) KEYSTONE JUNIOR COLLEGE**

LA PLUME  
LA PLUME 18440  
UNIT ID: 213303  
HIGHEST OFFERING: TWO BUT LESS THAN FOUR YEARS  
ENROLLMENT: 1,131 (60% F)  
TUITION: \$5,415  
ROOM: \$1,640  
PROGRAMS: OCCUP.ACAD  
ACCREDITATION: #

TELEPHONE: (717) 945-5141  
CONTROL: INDEP NONPROFIT  
FICE: 003280  
BOARD: \$1,640 (19)

**(H) LACKHANNA JUNIOR COLLEGE**

901 PROSPECT AVENUE  
SCRANTON 18505  
UNIT ID: 213376  
HIGHEST OFFERING: ASSOCIATES DEGREE  
ENROLLMENT: 1,154 (69% F)  
TUITION: \$5,320  
NO DORMITORY  
PROGRAMS: OCCUP.ACAD.CONT PROF.AD BASIC  
ACCREDITATION: #

TELEPHONE: (717) 961-7810  
CONTROL: INDEP NONPROFIT  
FICE: 003283  
NO HEAL PLAN

**KEYSTONE SECRETARIAL AND BUSINESS ADMIN SCH**

BALTIMORE PIKE & LINCOLN AVE PO 252  
SMARTHORE 19081  
UNIT ID: 213312  
HIGHEST OFFERING: TWO BUT LESS THAN FOUR YEARS  
ENROLLMENT: 138 (96% F)  
TUITION: \$2,800  
ROOM: #  
PROGRAMS: OCCUP.ACAD  
ACCREDITATION: #

TELEPHONE: (215) 543-1747  
CONTROL: PROFIT MAKING  
BOARD: #

**(H) LAFAYETTE COLLEGE**

HIGH STREET  
EASTON 18042  
UNIT ID: 213385  
HIGHEST OFFERING: BACHELORS DEGREE  
ENROLLMENT: 2,330 (40% F)  
TUITION: \$10,850  
ROOM: \$1,975  
PROGRAMS: ACAD.CONT PROF  
ACCREDITATION: MIDDLE STATES.ENG

TELEPHONE: (215) 250-5000  
CONTROL: PROTESTANT  
FICE: 003284  
BOARD: \$1,825 (20)

**(H) KING'S COLLEGE**

133 NORTH RIVER ST  
MILKES-BARRE 18711  
UNIT ID: 213321  
HIGHEST OFFERING: BACHELORS DEGREE  
ENROLLMENT: 2,299 (52% F)  
TUITION: \$5,940  
ROOM: \$1,390  
PROGRAMS: ACAD  
ACCREDITATION: #

TELEPHONE: (717) 826-5900  
CONTROL: CATHOLIC  
FICE: 003282  
BOARD: \$1,650 (19)

**(H) LANCASTER BIBLE COLLEGE**

901 EDEN ROAD  
LANCASTER 17601  
UNIT ID: 213400  
HIGHEST OFFERING: BACHELORS DEGREE  
ENROLLMENT: 377 (67% F)  
TUITION: \$4,940  
ROOM: \$990  
PROGRAMS: ACAD  
ACCREDITATION: #

TELEPHONE: (717) 569-7071  
CONTROL: INDEP NONPROFIT  
FICE: 003285  
BOARD: \$1,460 (21)

**(H) KUTZTOWN UNIVERSITY OF PENNSYLVANIA**

KUTZTOWN 19530  
UNIT ID: 213349  
HIGHEST OFFERING: MASTERS DEGREE  
ENROLLMENT: 6,647 (58% F)  
UNDERGRAD TUITION (IN-STATE): \$2,022  
ROOM: \$1,348  
PROGRAMS: ACAD.CONT PROF  
ACCREDITATION: MIDDLE STATES.TED

TELEPHONE: (215) 683-4000  
CONTROL: PUBLIC  
FICE: 003322  
GRAD TUITION: \$1,902  
BOARD: \$750 (20)

**LANCASTER BUSINESS SCHOOL**

408 WEST CHESTNUT STREET  
LANCASTER 17603  
UNIT ID: 213419  
HIGHEST OFFERING: ASSOCIATES DEGREE  
ENROLLMENT: #

TELEPHONE: (717) 397-8810  
CONTROL: PROFIT MAKING

INSTITUTIONAL DATA NOT REPORTED

**(H) LA ROCHE COLLEGE**

9000 BARCOCK BOULEVARD  
PITTSBURGH 15237  
UNIT ID: 213358  
HIGHEST OFFERING: MASTERS DEGREE  
ENROLLMENT: 1,751 (74% F)  
UNDERGRAD TUITION: \$5,050  
ROOM: \$1,690  
PROGRAMS: ACAD  
ACCREDITATION: MIDDLE STATES.FIDER.MUR

TELEPHONE: (412) 367-9300  
CONTROL: CATHOLIC  
FICE: 003987  
GRAD TUITION: \$5,330  
BOARD: \$1,210 (19)

**LANCASTER GENERAL HOSPITAL**

555 NORTH DUKE ST. P.O. BOX 3555  
LANCASTER 17603  
UNIT ID: 213428  
HIGHEST OFFERING: TWO BUT LESS THAN FOUR YEARS  
ENROLLMENT: #

TELEPHONE: #  
CONTROL: INDEP NONPROFIT

INSTITUTIONAL DATA NOT REPORTED

(H) LANCASTER THEOLOGICAL SEMINARY  
 555 W JAMES STREET  
 LANCASTER 17403  
 UNIT ID: 213446  
 HIGHEST OFFERING: DOCTORS DEGREE  
 (ALSO OFFERS FIRST-PROFESSIONAL)  
 ENROLLMENT: 248 (31% F)  
 ROOM: \$1.195  
 PROGRAMS: ACAD.CONT PROF  
 ACCREDITATION: \*

TELEPHONE: (717) 393-0654  
 CONTROL: PROTESTANT  
 FICE: 003206  
 GRAD TUITION: \$3.048  
 BOARD: \$1.584 (21)

(H) LEHIGH COUNTY COMMUNITY COLLEGE  
 2370 MAIN STREET  
 SCHNECKSVILLE 18078  
 UNIT ID: 213525  
 HIGHEST OFFERING: ASSOCIATES DEGREE  
 ENROLLMENT: 3,160 (60% F)  
 TUITION (IN-DISTRICT): \$1.245  
 NO DORMITORY  
 PROGRAMS: OCCUP.ACAD.CONT PROF.REC.AD BASIC  
 ACCREDITATION: MIDDLE STATES.DA.MAC.PTAA.RSTHT

TELEPHONE: (215) 799-2121  
 CONTROL: PUBLIC  
 FICE: 006810  
 NO MEAL PLAN

LANCENAU HOSPITAL SCHOOL OF NURSING  
 LANCASTER & CITY LINE AVENUES  
 PHILADELPHIA 19151  
 UNIT ID: 213444  
 HIGHEST OFFERING: TWO BUT LESS THAN FOUR YEARS  
 ENROLLMENT: 92 (100% F)

TELEPHONE: (215) 645-2242  
 CONTROL: INDEP NONPROFIT

INSTITUTIONAL DATA NOT REPORTED

(H) LEHIGH UNIVERSITY  
 ALUMNI BUILDING 27  
 BETHLEHEM 18015  
 UNIT ID: 213543  
 HIGHEST OFFERING: DOCTORS DEGREE  
 ENROLLMENT: 4,419 (34% F)  
 UNDERGRAD TUITION: \$11,400  
 ROOM: \$2,250  
 PROGRAMS: ACAD  
 ACCREDITATION: MIDDLE STATES.BUS.BUSA.ENG.TED

TELEPHONE: (215) 750-3000  
 CONTROL: INDEP NONPROFIT  
 FICE: 003289  
 GRAD TUITION: \$11,400  
 BOARD: \$1,630 (21)

LANSDALE SCHOOL OF BUSINESS  
 MANCOCK ST. AND CHURCH ROAD  
 LANSDALE 19446  
 UNIT ID: 213473  
 HIGHEST OFFERING: ASSOCIATES DEGREE  
 ENROLLMENT: 264 (91% F)

TELEPHONE: (215) 855-4212  
 CONTROL: PROFIT MAKING

INSTITUTIONAL DATA NOT REPORTED

(H) LINCOLN TECHNICAL INSTITUTE  
 5151 TILGHMAN STREET  
 ALLENTON 18104  
 UNIT ID: 213570  
 HIGHEST OFFERING: ASSOCIATES DEGREE  
 ENROLLMENT: 981 (5% F)  
 TUITION: \$10,600  
 ROOM: \*  
 PROGRAMS: OCCUP.ACAD  
 ACCREDITATION: \*

TELEPHONE: (215) 398-5300  
 CONTROL: PROFIT MAKING  
 FICE: 029200  
 BOARD: \*

LANSDALE SCHOOL OF BUSINESS  
 13 ARMAND HAMMER BLVD  
 POTTSTOWN 19464  
 UNIT ID: 213482  
 HIGHEST OFFERING: ASSOCIATES DEGREE  
 ENROLLMENT: 247  
 TUITION: \$6,640  
 ROOM: \*  
 PROGRAMS: OCCUP.ACAD  
 ACCREDITATION: PPS

TELEPHONE: (215) 324-6150  
 CONTROL: PROFIT MAKING  
 BOARD: \*

(H) LINCOLN TECHNICAL INSTITUTE  
 9191 TORRESDALE AVE. PO BOX 21036  
 PHILADELPHIA 19136  
 UNIT ID: 213589  
 HIGHEST OFFERING: ASSOCIATES DEGREE  
 ENROLLMENT: 168 (1% F)  
 TUITION: \$10,104  
 ROOM: \*  
 PROGRAMS: OCCUP.ACAD  
 ACCREDITATION: \*

TELEPHONE: (215) 335-0800  
 CONTROL: PROFIT MAKING  
 FICE: 929200  
 BOARD: \*

(H) LEBANON VALLEY COLLEGE  
 COLLEGE AVENUE  
 ANNVILLE 17003  
 UNIT ID: 213507  
 HIGHEST OFFERING: BACHELORS DEGREE  
 ENROLLMENT: 1,224 (58% F)  
 TUITION: \$8,150  
 ROOM: \$1,450  
 PROGRAMS: ACAD  
 ACCREDITATION: MIDDLE STATES.MUS

TELEPHONE: (717) 867-6100  
 CONTROL: PROTESTANT  
 FICE: 003288  
 BOARD: \$1,000 (21)

(H) LINCOLN UNIVERSITY  
 LINCOLN UNIV 19352  
 UNIT ID: 213598  
 HIGHEST OFFERING: MASTERS DEGREE  
 ENROLLMENT: 1,245 (54% F)  
 UNDERGRAD TUITION (IN-STATE): \$2,130  
 ROOM: \$1,250  
 PROGRAMS: ACAD  
 ACCREDITATION: \*

TELEPHONE: (215) 932-8300  
 CONTROL: PUBLIC  
 FICE: 003290  
 GRAD TUITION: \$2,525  
 BOARD: \$1,150 (7)

LEE HOSPITAL SCHOOL OF X-RAY TECHNOLOGY  
 320 MAIN STREET  
 JOHNSTON 15901  
 UNIT ID: 213516  
 HIGHEST OFFERING: TWO BUT LESS THAN FOUR YEARS  
 ENROLLMENT: \*  
 TUITION: \$180  
 NO DORMITORY  
 PROGRAMS: OCCUP.ACAD  
 ACCREDITATION: RAD

TELEPHONE: (814) 533-0123  
 CONTROL: INDEP NONPROFIT  
 NO MEAL PLAN

(H) LOCK HAVEN UNIVERSITY OF PENNSYLVANIA  
 LOCK HAVEN 17745  
 UNIT ID: 213613  
 HIGHEST OFFERING: MASTERS DEGREE  
 ENROLLMENT: 2,498 (51% F)  
 UNDERGRAD TUITION (IN-STATE): \$1,995  
 ROOM: \$1,000  
 PROGRAMS: ACAD  
 ACCREDITATION: MIDDLE STATES.SH.TED

TELEPHONE: (717) 893-2452  
 CONTROL: PUBLIC  
 FICE: 003323  
 GRAD TUITION: \*  
 BOARD: \$864 (19)



## LOUISE SUYDAN MC CLINTIC SCH OF NURSING

4651 DAVISON STREET  
 PITTSBURGH 15201 TELEPHONE: (412) 622-7075  
 UNIT ID: 213622 CONTROL: INDEP NONPROFIT  
 HIGHEST OFFERING: TWO BUT LESS THAN FOUR YEARS  
 ENROLLMENT: 36 (94% F)  
 TUITION: \$4,555  
 NO DORMITORY NO MEAL PLAN  
 PROGRAMS: ACAD  
 ACCREDITATION: DNUR

## LYON SCHOOL OF BUSINESS-MAIN CAMPUS

316 RHODES PLACE TELEPHONE: (412) 658-9066  
 NEW CASTLE 16101 CONTROL: PROFIT MAKING  
 UNIT ID: 213686  
 HIGHEST OFFERING: ASSOCIATES DEGREE  
 ENROLLMENT: "  
 INSTITUTIONAL DATA NOT REPORTED

## (N) LUTHERAN THEOLOGICAL SEMINARY

61 WEST CONFEDERATE AVE  
 GETTYSBURG 17325 TELEPHONE: (717) 334-6286  
 UNIT ID: 213631 CONTROL: PROTESTANT  
 HIGHEST OFFERING: DOCTORS DEGREE  
 (ALSO OFFERS FIRST-PROFESSIONAL)  
 ENROLLMENT: 256 (23% F) FICE: 003291  
 ROOM: \$675 GRAD TUITION: \$2,195  
 PROGRAMS: ACAD BOARD: \$1,350 (6)  
 ACCREDITATION: "

## LYONS TECHNICAL INSTITUTE

67 LONG LANE TELEPHONE: (215) 734-1250  
 UPPER DARBY 19082 CONTROL: PROFIT MAKING  
 UNIT ID: 213695  
 HIGHEST OFFERING: ASSOCIATES DEGREE  
 ENROLLMENT: "  
 INSTITUTIONAL DATA NOT REPORTED

## (N) LUTHERAN THEOLOGICAL SEMINARY AT PHILADELPHIA

7301 GERMANTOWN AVENUE  
 PHILADELPHIA 19119 TELEPHONE: (215) 248-4616  
 UNIT ID: 213640 CONTROL: PROTESTANT  
 HIGHEST OFFERING: DOCTORS DEGREE  
 (ALSO OFFERS FIRST-PROFESSIONAL)  
 ENROLLMENT: 263 (43% F) FICE: 003292  
 ROOM: \$735 GRAD TUITION: \$1,760  
 PROGRAMS: ACAD, CONT PROF BOARD: \$1,890 (20)  
 ACCREDITATION: MIDDLE STATES, THEOL

## LYONS TECHNICAL INSTITUTE

D STREET SOUTH OF ERIE AVENUE  
 PHILADELPHIA 19134 TELEPHONE: (215) 426-5500  
 UNIT ID: 213701 CONTROL: PROFIT MAKING  
 HIGHEST OFFERING: ASSOCIATES DEGREE  
 ENROLLMENT: 283 (8% F)  
 TUITION: \$9,790  
 ROOM: "  
 BOARD: "  
 PROGRAMS: OCCUP, ACAD, AD BASIC  
 ACCREDITATION: "

## (N) LUZERNE COUNTY COMMUNITY COLLEGE

PROSPECT ST & MIDDLE ROAD  
 MANTICHOKE 18634 TELEPHONE: (717) 829-7000  
 UNIT ID: 213659 CONTROL: PUBLIC  
 HIGHEST OFFERING: ASSOCIATES DEGREE  
 ENROLLMENT: 4,609 (63% F) FICE: 006411  
 TUITION (IN-DISTRICT): \$984 NO MEAL PLAN  
 NO DORMITORY  
 PROGRAMS: OCCUP, ACAD, REC, AD BASIC  
 ACCREDITATION: MIDDLE STATES, ADMUR, DA, DN, DIET, EXT, RSTH,  
 SURGT

## MAMA BIBLE INSTITUTE

700 EAST CHURCH LN  
 PHILADELPHIA 19144 TELEPHONE: (215) 843-3600  
 UNIT ID: 213765 CONTROL: PROTESTANT  
 HIGHEST OFFERING: BACHELORS DEGREE  
 ENROLLMENT: "  
 INSTITUTIONAL DATA NOT REPORTED

## (N) LYCOMING COLLEGE

WILLIAMSPORT 17701 TELEPHONE: (717) 321-4000  
 UNIT ID: 213648 CONTROL: PROTESTANT  
 HIGHEST OFFERING: BACHELORS DEGREE  
 ENROLLMENT: 1,086 (49% F) FICE: 003293  
 TUITION: \$7,754 BOARD: \$1,500 (21)  
 ROOM: \$1,500  
 PROGRAMS: ACAD  
 ACCREDITATION: "

## (N) MANOR JUNIOR COLLEGE

FOX CHASE MANOR & FORREST AVE  
 JENKINTOWN 19046 TELEPHONE: (215) 885-2360  
 UNIT ID: 213774 CONTROL: CATHOLIC  
 HIGHEST OFFERING: TWO BUT LESS THAN FOUR YEARS  
 ENROLLMENT: 437 (92% F) FICE: 003294  
 TUITION: \$4,740  
 ROOM: \$825 BOARD: \$425 (15)  
 PROGRAMS: ACAD  
 ACCREDITATION: MIDDLE STATES, DA

## LYON SCHOOL OF BUSINESS ; GARFIELD BRANCH

2598 RIDGE ROAD  
 MONACA 15061 TELEPHONE: (412) 729-4050  
 UNIT ID: 213677 CONTROL: PROFIT MAKING  
 HIGHEST OFFERING: ASSOCIATES DEGREE  
 ENROLLMENT: "  
 INSTITUTIONAL DATA NOT REPORTED

## (N) MANSFIELD UNIVERSITY OF PENNSYLVANIA

MANSFIELD 16933 TELEPHONE: (717) 662-4000  
 UNIT ID: 213783 CONTROL: PUBLIC  
 HIGHEST OFFERING: MASTERS DEGREE  
 ENROLLMENT: 2,670 (57% F) FICE: 003324  
 UNDERGRAD TUITION (IN-STATE): \$2,055 GRAD TUITION: \$1,950  
 ROOM: \$1,254 BOARD: \$930 (20)  
 PROGRAMS: ACAD, CONT PROF, REC  
 ACCREDITATION: MIDDLE STATES, MLTAD, NRS, RSTH, RTT, SH, TED

## MARTIN SCHOOL OF BUSINESS

2417 MELSM ROAD  
 PHILADELPHIA 19114  
 UNIT ID: 213792  
 HIGHEST OFFERING: TWO BUT LESS THAN FOUR YEARS  
 ENROLLMENT: 80  
 TUITION: \$120  
 ROOM: #  
 BOARD: #  
 PROGRAMS: OCCUP. CONT PROF. REC. AD BASIC  
 ACCREDITATION: #

## MCCANN SCHOOL OF BUSINESS

2004 WYOMING AVENUE  
 WYOMING 18644  
 UNIT ID: 248642  
 HIGHEST OFFERING: ASSOCIATES DEGREE  
 ENROLLMENT: #  
 TELEPHONE: #  
 CONTROL: PROFIT MAKING

INSTITUTIONAL DATA NOT REPORTED

## (M) MARY IMMACULATE SEMINARY

P O BOX 27  
 NORTHAMPTON 18867  
 UNIT ID: 213817  
 HIGHEST OFFERING: MASTERS DEGREE  
 (ALSO OFFERS FIRST-PROFESSIONAL)  
 ENROLLMENT: 46 (20% F)  
 ROOM: #  
 PROGRAMS: ACAD  
 ACCREDITATION: #  
 TELEPHONE: (215) 262-7866  
 CONTROL: CATHOLIC  
 FICE: 003295  
 GRAD TUITION: \$5,800  
 BOARD: #

## (M) MCCARRIE SCHOOLS OF HEALTH SCIENCE

132 NORTH 12TH STREET  
 PHILADELPHIA 19107  
 UNIT ID: 213899  
 HIGHEST OFFERING: ASSOCIATES DEGREE  
 ENROLLMENT: 583 (84% F)  
 TUITION: \$7,525  
 ROOM: #  
 PROGRAMS: OCCUP. ACAD  
 ACCREDITATION: #  
 TELEPHONE: (215) 569-9155  
 CONTROL: PROFIT MAKING  
 FICE: 011587  
 BOARD: #

## (M) MARYHOOD COLLEGE

2300 ADAMS AVE  
 SCRANTON 18509  
 UNIT ID: 213826  
 HIGHEST OFFERING: MASTERS DEGREE  
 ENROLLMENT: 5,251 (74% F)  
 UNDERGRAD TUITION: \$5,020  
 ROOM: \$1,200  
 PROGRAMS: OCCUP. ACAD. CONT PROF. REC. AD BASIC  
 ACCREDITATION: MIDDLE STATES. DIET. MUS. NUR. SH  
 TELEPHONE: (717) 348-6211  
 CONTROL: CATHOLIC  
 FICE: 003296  
 GRAD TUITION: \$5,960  
 BOARD: \$1,500 (19)

## (M) MERCYHURST COLLEGE

501 E 38TH STREET  
 ERIE 16546  
 UNIT ID: 213987  
 HIGHEST OFFERING: MASTERS DEGREE  
 ENROLLMENT: 1,839 (58% F)  
 UNDERGRAD TUITION: \$6,555  
 ROOM: \$1,165  
 PROGRAMS: ACAD  
 ACCREDITATION: MIDDLE STATES. DIET. SH  
 TELEPHONE: (814) 825-0200  
 CONTROL: CATHOLIC  
 FICE: 003297  
 GRAD TUITION: #  
 BOARD: \$1,325

## MASTERS INSTITUTE

RD 1 P.O. BOX 93-C  
 MATILDA 16870  
 UNIT ID: 213835  
 HIGHEST OFFERING: ASSOCIATES DEGREE  
 ENROLLMENT: #  
 TELEPHONE: (717) 748-1755  
 CONTROL: PROTESTANT

## (M) MESSIAN COLLEGE

GRANTHAM 17027  
 UNIT ID: 213996  
 HIGHEST OFFERING: BACHELORS DEGREE  
 ENROLLMENT: 1,916 (62% F)  
 TUITION: \$6,178  
 ROOM: \$1,500  
 PROGRAMS: ACAD. CONT PROF  
 ACCREDITATION: MIDDLE STATES. NUR. SH. TED  
 TELEPHONE: (717) 764-2511  
 CONTROL: PROTESTANT  
 FICE: 003298  
 BOARD: \$1,560 (21)

INSTITUTIONAL DATA NOT REPORTED

## MC CANN SCHOOL OF BUSINESS

MAIN & PINE STREETS  
 MAHANAY CITY 17948  
 UNIT ID: 213871  
 HIGHEST OFFERING: ASSOCIATES DEGREE  
 ENROLLMENT: 253 (82% F)  
 TUITION: \$3,800  
 ROOM: #  
 PROGRAMS: ACAD  
 ACCREDITATION: PPS  
 TELEPHONE: (717) 773-1820  
 CONTROL: PROFIT MAKING  
 BOARD: #

## METHODIST HOSPITAL SCHOOL OF NURSING

2301 S BROAD STREET  
 PHILADELPHIA 19148  
 UNIT ID: 214805  
 HIGHEST OFFERING: TWO BUT LESS THAN FOUR YEARS  
 ENROLLMENT: 69 (94% F)  
 TUITION: \$3,500  
 ROOM: \$1,800  
 PROGRAMS: ACAD  
 ACCREDITATION: #  
 TELEPHONE: (215) 952-9402  
 CONTROL: INDEP NONPROFIT  
 NO NEAL PLAN

## MC CANN SCHOOL OF BUSINESS

134 S FIFTH STREET  
 READING 19602  
 UNIT ID: 213880  
 HIGHEST OFFERING: TWO BUT LESS THAN FOUR YEARS  
 ENROLLMENT: #  
 TELEPHONE: (215) 372-2801  
 CONTROL: PROFIT MAKING

## (M) MILLERSVILLE UNIVERSITY OF PENNSYLVANIA

BIEMESDENPER EXECUTIVE CENTER  
 MILLERSVILLE 17551  
 UNIT ID: 214041  
 HIGHEST OFFERING: POST-MASTERS CERTIFICATE  
 ENROLLMENT: 7,202 (68% F)  
 UNDERGRAD TUITION (IN-STATE): \$2,040  
 ROOM: \$1,278  
 PROGRAMS: ACAD. REC  
 ACCREDITATION: MIDDLE STATES. MUS. NUR. RSTH. SH. TED  
 TELEPHONE: (717) 872-3024  
 CONTROL: PUBLIC  
 FICE: 003325  
 GRAD TUITION: \$1,934  
 BOARD: \$1,010 (20)

INSTITUTIONAL DATA NOT REPORTED

MONROEVILLE SCHOOL OF BUSINESS  
337 W EXPOMART BLVD  
MONROEVILLE 15146  
UNIT ID: 214896  
HIGHEST OFFERING: ASSOCIATES DEGREE  
ENROLLMENT: 158 (94% F)  
TUITION: \$7,360  
ROOM: #  
PROGRAMS: OCCUP.ACAD  
ACCREDITATION: JRCB

TELEPHONE: (412) 856-8840  
CONTROL: PROFIT MAKING

BOARD: #

(H) MORAVIAN COLLEGE  
MAIN ST AND ELIZABETH AVE  
BETHLEHEM 18018-9998  
UNIT ID: 214157  
HIGHEST OFFERING: MASTERS DEGREE  
ENROLLMENT: #  
UNDERGRAD TUITION: \$9,870  
ROOM: \$1,460  
PROGRAMS: ACAD.CONT PROF  
ACCREDITATION: MIDDLE STATES.MT

TELEPHONE: (215) 861-1300  
CONTROL: PROTESTANT

FICE: 003301  
GRAD TUITION: \$3,960  
BOARD: \$1,475 (19)

MONTEFIORE HOSP SCH OF RADIOLOGIC TECHNOLOGY  
3459 FIFTH AVENUE  
PITTSBURGH 15213  
UNIT ID: 214182  
HIGHEST OFFERING: TWO BUT LESS THAN FOUR YEARS  
ENROLLMENT: 13 (77% F)  
TUITION: \$880  
ROOM: \$1,800  
PROGRAMS: OCCUP.ACAD  
ACCREDITATION: RAD

TELEPHONE: (412) 648-6058  
CONTROL: JEWISH

NO MEAL PLAN

MORAVIAN THEOLOGICAL SEMINARY  
60 N. LOCUST STREET  
BETHLEHEM 18018  
UNIT ID: 246743  
HIGHEST OFFERING: MASTERS DEGREE  
(ALSO OFFERS FIRST-PROFESSIONAL)  
ENROLLMENT: #  
ROOM: \$1,620  
PROGRAMS: ACAD.CONT PROF  
ACCREDITATION: MIDDLE STATES.THEDL

TELEPHONE: (215) 861-1300  
CONTROL: PROTESTANT

GRAD TUITION: \$4,350  
BOARD: \$1,475 (21)

(H) MONTGOMERY COUNTY COMMUNITY COLLEGE  
348 DEKALB PIKE  
BLUE BELL 19422  
UNIT ID: 214111  
HIGHEST OFFERING: ASSOCIATES DEGREE  
ENROLLMENT: 6,717 (57% F)  
TUITION (IN-DISTRICT): \$1,144  
NO DORMITORY  
PROGRAMS: ACAD.CONT PROF  
ACCREDITATION: MIDDLE STATES.DH.MLTAD

TELEPHONE: (215) 641-6300  
CONTROL: PUBLIC

FICE: 004452

NO MEAL PLAN

(H) MOUNT ALOYSIUS JUNIOR COLLEGE  
WILLIAM PENN HIGHWAY  
CRENSHAW 16630  
UNIT ID: 214166  
HIGHEST OFFERING: ASSOCIATES DEGREE  
ENROLLMENT: 869 (74% F)  
TUITION: \$5,290  
ROOM: \$1,220  
PROGRAMS: ACAD.REC.AD BASIC  
ACCREDITATION: MIDDLE STATES.MLTC

TELEPHONE: (814) 886-4131  
CONTROL: CATHOLIC

FICE: 003302

BOARD: \$1,440 (19)

MONTGOMERY HOSPITAL  
POMELL & FORNANCE STS  
MORRISTOWN 19401  
UNIT ID: 214120  
HIGHEST OFFERING: TWO BUT LESS THAN FOUR YEARS  
ENROLLMENT: #

TELEPHONE: (215) 270-2000  
CONTROL: INDEP NONPROFIT

INSTITUTIONAL DATA NOT REPORTED

(H) MUNKLEBERG COLLEGE  
24TH AND CHEN STREETS  
ALLENSTOWN 18104  
UNIT ID: 214175  
HIGHEST OFFERING: BACHELORS DEGREE  
ENROLLMENT: 2,087 (51% F)  
TUITION: \$9,980  
ROOM: \$1,400  
PROGRAMS: ACAD  
ACCREDITATION: #

TELEPHONE: (215) 821-3100  
CONTROL: PROTESTANT

FICE: 003304

BOARD: \$1,480 (19)

MOORE AVIATION SERVICE  
BEAVER COUNTY AIRPORT  
BEAVER FALLS 15810  
UNIT ID: 214159  
HIGHEST OFFERING: TWO BUT LESS THAN FOUR YEARS  
ENROLLMENT: 48  
TUITION: \$7,800  
ROOM: #  
PROGRAMS: OCCUP  
ACCREDITATION: #

TELEPHONE: (412) 843-4800  
CONTROL: PROFIT MAKING

BOARD: #

NAT'L SCH OF HEALTH TECH. INC  
1100 ROOSEVELT BLVD  
PHILADELPHIA 19116  
UNIT ID: 214384  
HIGHEST OFFERING: ASSOCIATES DEGREE  
ENROLLMENT: 789  
TUITION: \$3,980  
ROOM: #  
PROGRAMS: OCCUP  
ACCREDITATION: #

TELEPHONE: (215) 561-5020  
CONTROL: PROFIT MAKING

BOARD: #

(H) MOORE COLLEGE OF ART  
20TH AND RACE STREETS  
PHILADELPHIA 19103  
UNIT ID: 214148  
HIGHEST OFFERING: BACHELORS DEGREE  
ENROLLMENT: 659 (100% F)  
TUITION: \$7,980  
ROOM: \$2,580  
PROGRAMS: ACAD  
ACCREDITATION: MIDDLE STATES.ART.FIDER

TELEPHONE: (215) 540-4515  
CONTROL: INDEP NONPROFIT

FICE: 003308

BOARD: \$1,780 (19)

NATIONAL EDUCATION CENTER THOMPSON CAMPUS  
3440 MARKET ST  
PHILADELPHIA 19104  
UNIT ID: 214254  
HIGHEST OFFERING: ASSOCIATES DEGREE  
ENROLLMENT: 471 (71% F)  
TUITION: \$7,850  
ROOM: #  
PROGRAMS: ACAD  
ACCREDITATION: #

TELEPHONE: (215) 387-1530  
CONTROL: PROFIT MAKING

BOARD: #

(H) NATIONAL EDUCATION CENTER VALE TECHNICAL INST CAM  
 155 WEST MARKET STREET  
 BLAIRSVILLE 15717  
 UNIT ID: 214245  
 HIGHEST OFFERING: ASSOCIATES DEGREE  
 ENROLLMENT: 659 (12% F)  
 TUITION: \$10,067  
 ROOM: #  
 PROGRAMS: OCCUP.ACAD.REC  
 ACCREDITATION: #

TELEPHONE: (412) 459-9500  
 CONTROL: PROFIT MAKING  
 FICE: 029205  
 BOARD: #

MEM KENSINGTON COMMERCIAL SCHOOL  
 945 GREENSBURG ROAD  
 MEM KENSINGTON 15068  
 UNIT ID: 214315  
 HIGHEST OFFERING: ASSOCIATES DEGREE  
 ENROLLMENT: 229 (91% F)  
 TUITION: \$6,205  
 ROOM: #  
 PROGRAMS: OCCUP.ACAD.CONT PROF  
 ACCREDITATION: PPB

TELEPHONE: (412) 339-7542  
 CONTROL: PROFIT MAKING  
 BOARD: #

NATIONAL EDUCATION CENTER-ALLEDYTON BUSINESS SCH  
 1501 LEHIGH STREET  
 ALLEDYTON 18165  
 UNIT ID: 214227  
 HIGHEST OFFERING: TWO BUT LESS THAN FOUR YEARS  
 ENROLLMENT: 769 (76% F)  
 TUITION: \$7,110  
 ROOM: #  
 PROGRAMS: OCCUP.ACAD  
 ACCREDITATION: SACB

TELEPHONE: (215) 791-5100  
 CONTROL: PROFIT MAKING  
 BOARD: #

(H) NORTHAMPTON COUNTY AREA COMMUNITY COLLEGE  
 3835 GREEN POND ROAD  
 BETHLEHEM 18017  
 UNIT ID: 214879  
 HIGHEST OFFERING: TWO BUT LESS THAN FOUR YEARS  
 ENROLLMENT: 4,028 (64% F)  
 TUITION (IN-DISTRICT): \$1,388  
 ROOM: \$1,700  
 PROGRAMS: OCCUP.ACAD.CONT PROF.REC.AD BASIC  
 ACCREDITATION: MIDDLE STATES.ADHUR.DA.DH.FUSER.MLTAD.MUR.  
 PHUR.RAD

TELEPHONE: (215) 861-5300  
 CONTROL: PUBLIC  
 FICE: 607191  
 NO MEAL PLAN

NATIONAL EDUCATION CENTER-THOMPSON/HARRISBURG  
 5620 BERRY STREET  
 HARRISBURG 17111  
 UNIT ID: 214216  
 HIGHEST OFFERING: ASSOCIATES DEGREE  
 ENROLLMENT: 550  
 TUITION: \$7,710  
 ROOM: #  
 PROGRAMS: OCCUP.ACAD.CONT PROF  
 ACCREDITATION: PPB

TELEPHONE: (717) 566-4112  
 CONTROL: PROFIT MAKING  
 BOARD: #

NORTHEAST INST OF EDUCATION  
 527-535 LINDEN ST  
 SCRANTON 18503  
 UNIT ID: 214388  
 HIGHEST OFFERING: #  
 ENROLLMENT: #

TELEPHONE: (717) 346-6666  
 CONTROL: #

INSTITUTIONAL DATA NOT REPORTED

HAZARETH HOSPITAL  
 2601 MOLEN AVE  
 PHILADELPHIA 19152  
 UNIT ID: 214265  
 HIGHEST OFFERING: #  
 ENROLLMENT: #

TELEPHONE: (215) 335-6800  
 CONTROL: #

INSTITUTIONAL DATA NOT REPORTED

(H) NORTHEASTERN CHRISTIAN JUNIOR COLLEGE  
 1860 MONTGOMERY AVENUE  
 VILLANOVA 19085  
 UNIT ID: 214397  
 HIGHEST OFFERING: TWO BUT LESS THAN FOUR YEARS  
 ENROLLMENT: 215 (54% F)  
 TUITION: \$4,170  
 ROOM: \$1,152  
 PROGRAMS: OCCUP.ACAD  
 ACCREDITATION: #

TELEPHONE: (215) 525-6780  
 CONTROL: OTHER RELIGIOUS  
 FICE: 003307  
 BOARD: \$1,568 (21)

(H) NEUMANN COLLEGE  
 CONVENT RD  
 ASTON 19014  
 UNIT ID: 214272  
 HIGHEST OFFERING: MASTERS DEGREE  
 ENROLLMENT: 1,076 (77% F)  
 UNDERGRAD TUITION: \$5,480  
 NO DORMITORY  
 PROGRAMS: ACAD  
 ACCREDITATION: MIDDLE STATES.MUR

TELEPHONE: (215) 459-0995  
 CONTROL: CATHOLIC  
 FICE: 003988  
 GRAD TUITION: \$5,762  
 NO MEAL PLAN

DAKBRIDGE ACADEMY OF ARTS  
 401 NINTH STREET  
 MEM KENSINGTON 15068  
 UNIT ID: 210951  
 HIGHEST OFFERING: TWO BUT LESS THAN FOUR YEARS  
 ENROLLMENT: 60 (48% F)  
 TUITION: \$8,135  
 ROOM: #  
 PROGRAMS: OCCUP  
 ACCREDITATION: NATTS

TELEPHONE: (412) 335-5336  
 CONTROL: PROFIT MAKING  
 BOARD: #

MEM CASTLE SCHOOL OF TRADES  
 YOUNGSTON ROAD RD 1  
 PULASKI 16145  
 UNIT ID: 214298  
 HIGHEST OFFERING: TWO BUT LESS THAN FOUR YEARS  
 ENROLLMENT: 452 (3% F)  
 TUITION: \$7,578  
 ROOM: #  
 PROGRAMS: OCCUP.ACAD  
 ACCREDITATION: NATTS

TELEPHONE: (412) 944-8811  
 CONTROL: PROFIT MAKING  
 BOARD: #

OHIO VALLEY GENERAL HOSPITAL  
 HECKEL ROAD  
 MC KEESPORT 15136  
 UNIT ID: 214467  
 HIGHEST OFFERING: ASSOCIATES DEGREE  
 ENROLLMENT: 65 (86% F)

TELEPHONE: (412) 777-6257  
 CONTROL: INDEP NONPROFIT

INSTITUTIONAL DATA NOT REPORTED

## OHIO VALLEY HOSPITAL SCHOOL OF NURSING

MECOZ ROAD  
 MC KEES ROCKS 15136 TELEPHONE: (412) 777-6207  
 UNIT ID: 214476 CONTROL: INDEP NONPROFIT  
 HIGHEST OFFERING: TWO BUT LESS THAN FOUR YEARS  
 ENROLLMENT: 0  
 TUITION: \$4,018  
 NO DORMITORY NO MEAL PLAN  
 PROGRAMS: ACAD  
 ACCREDITATION: DNUR

## PALMER SCHOOL

1457 MANHEIM PIKE  
 LANCASTER 17601 TELEPHONE: 0  
 UNIT ID: 249283 CONTROL: PROFIT MAKING  
 HIGHEST OFFERING: TWO BUT LESS THAN FOUR YEARS  
 ENROLLMENT: 0

---

 INSTITUTIONAL DATA NOT REPORTED

## OPPORTUNITIES ACADEMY OF MANAGEMENT TRAINING INC

1415 N BROAD ST  
 PHILADELPHIA 19122 TELEPHONE: 0  
 UNIT ID: 214519 CONTROL: 0  
 HIGHEST OFFERING: 0  
 ENROLLMENT: 0

---

 INSTITUTIONAL DATA NOT REPORTED

## (N) PEIRCE JUNIOR COLLEGE

1420 PINE STREET  
 PHILADELPHIA 19102 TELEPHONE: (215) 545-6400  
 UNIT ID: 214883 CONTROL: INDEP NONPROFIT  
 HIGHEST OFFERING: ASSOCIATES DEGREE  
 ENROLLMENT: 1,362 (75% F) FICE: 003309  
 TUITION: \$4,500  
 ROOM: \$2,000 NO MEAL PLAN  
 PROGRAMS: OCCUP,ACAD,CONT PROF,REC,AD BASIC  
 ACCREDITATION: 0

## ORLEANS TECHNICAL INSTITUTE

1330 RHANN STREET  
 PHILADELPHIA 19111 TELEPHONE: 0  
 UNIT ID: 214528 CONTROL: PROFIT MAKING  
 HIGHEST OFFERING: ASSOCIATES DEGREE  
 ENROLLMENT: 0

---

 INSTITUTIONAL DATA NOT REPORTED

## (N) PENN TECHNICAL INSTITUTE

110 NINTH ST  
 PITTSBURGH 15222 TELEPHONE: (412) 385-0455  
 UNIT ID: 214917 CONTROL: PROFIT MAKING  
 HIGHEST OFFERING: ASSOCIATES DEGREE  
 ENROLLMENT: 386 (3% F) FICE: 007860  
 TUITION: \$1,470  
 ROOM: 0 BOARD: 0  
 PROGRAMS: OCCUP,ACAD  
 ACCREDITATION: NATTS

## PACE INSTITUTE

606 COURT STREET  
 READING 19601 TELEPHONE: (215) 375-1212  
 UNIT ID: 214838 CONTROL: PROFIT MAKING  
 HIGHEST OFFERING: TWO BUT LESS THAN FOUR YEARS  
 ENROLLMENT: 126  
 TUITION: \$3,900  
 ROOM: 0 BOARD: 0  
 PROGRAMS: OCCUP,ACAD,CONT PROF  
 ACCREDITATION: 0

## PENN VIEW BIBLE INST

PENNS CREEK 17062 TELEPHONE: 0  
 UNIT ID: 214926 CONTROL: 0  
 HIGHEST OFFERING: 0  
 ENROLLMENT: 0

---

 INSTITUTIONAL DATA NOT REPORTED

## PALMER SCHOOL

1118 MARKET ST  
 PHILADELPHIA 19107 TELEPHONE: (215) 568-3800  
 UNIT ID: 214854 CONTROL: PROFIT MAKING  
 HIGHEST OFFERING: ASSOCIATES DEGREE  
 ENROLLMENT: 381 (73% F)

---

 INSTITUTIONAL DATA NOT REPORTED

## (N) PENNCO TECH

2815 OTTER STREET  
 BRISTOL 19007 TELEPHONE: (215) 824-3200  
 UNIT ID: 214944 CONTROL: PROFIT MAKING  
 HIGHEST OFFERING: TWO BUT LESS THAN FOUR YEARS  
 ENROLLMENT: 559 (8% F) FICE: 029199  
 TUITION: \$9,457  
 ROOM: 0 BOARD: 0  
 PROGRAMS: OCCUP,ACAD  
 ACCREDITATION: NATTS

## (N) PALMER SCHOOL

3350 PAXTON STREET  
 HARRISBURG 17111 TELEPHONE: (717) 561-1444  
 UNIT ID: 214856 CONTROL: PROFIT MAKING  
 HIGHEST OFFERING: ASSOCIATES DEGREE  
 ENROLLMENT: 538 (88% F) FICE: 023481

---

 INSTITUTIONAL DATA NOT REPORTED

## PENNSYLVANIA ACADEMY OF FINE ARTS

BROAD & CHERRY STREETS  
 PHILADELPHIA 19102 TELEPHONE: (215) 972-7600  
 UNIT ID: 214971 CONTROL: 0  
 HIGHEST OFFERING: 0  
 ENROLLMENT: 0

---

 INSTITUTIONAL DATA NOT REPORTED

(H) PENNSYLVANIA COLLEGE OF OPTOMETRY  
1200 WEST GODFREY AVENUE  
PHILADELPHIA 19141  
UNIT ID: 214544  
HIGHEST OFFERING: MASTERS DEGREE  
(ALSO OFFERS FIRST-PROFESSIONAL)  
ENROLLMENT: 607 (45% F)  
UNDERGRAD TUITION: 0  
ROOM: \$2,250  
PROGRAMS: ACAD,CONT PROF  
ACCREDITATION: MIDDLE STATES,BVN,OPT,OPTR,OPTT

TELEPHONE: (215) 276-6200  
CONTROL: INDEP NONPROFIT  
FICE: 803311  
GRAD TUITION: \$6,500  
NO MEAL PLAN

PENNSYLVANIA SCHOOL OF THE ARTS  
264 WEST MARKET ST.,P.O. BOX 175  
MARIETTA 17547  
UNIT ID: 215053  
HIGHEST OFFERING: TWO BUT LESS THAN FOUR YEARS  
ENROLLMENT: 179 (67% F)  
TUITION: \$3,415  
NO DORMITORY  
PROGRAMS: ACAD,REC  
ACCREDITATION: ART

TELEPHONE: (717) 426-4166  
CONTROL: INDEP NONPROFIT  
NO MEAL PLAN

(H) PENNSYLVANIA COLLEGE OF PODIATRIC MEDICINE  
8TH AND RACE STREETS  
PHILADELPHIA 19107  
UNIT ID: 214573  
HIGHEST OFFERING: FIRST-PROFESSIONAL DEGREE  
ENROLLMENT: 458 (24% F)  
ROOM: 0  
PROGRAMS: ACAD,CONT PROF  
ACCREDITATION: POD

TELEPHONE: (8) 2.1-5460  
CONTROL: INDEP NONPROFIT  
FICE: 803312  
NO MEAL PLAN

(H) PENNSYLVANIA STATE UNIV HARRISBURG CAPITAL COL  
ROUTE 238  
MIDDLETON 17057  
UNIT ID: 214713  
HIGHEST OFFERING: DOCTORS DEGREE  
ENROLLMENT: 2,888 (40% F)  
UNDERGRAD TUITION (IN-STATE): \$3,292  
ROOM: \$1,320  
PROGRAMS: ACAD,CONT PROF  
ACCREDITATION: MIDDLE STATES,ENGT

TELEPHONE: (717) 948-6188  
CONTROL: PUBLIC  
FICE: 804814  
GRAD TUITION: \$3,518  
BOARD: \$1,730 (17)

(H) PENNSYLVANIA COLLEGE OF STRAIGHT CHIROPRACTIC  
7500 GERMANTOWN AVE  
PHILADELPHIA 19119  
UNIT ID: 214555  
HIGHEST OFFERING: FIRST-PROFESSIONAL DEGREE  
ENROLLMENT: 88 (24% F)  
NO DORMITORY  
PROGRAMS: ACAD,CONT PROF  
ACCREDITATION: \*

TELEPHONE: (215) 248-1100  
CONTROL: INDEP NONPROFIT  
FICE: 021554  
NO MEAL PLAN

(H) PENNSYLVANIA STATE UNIV MILTON HERSHEY MED CTR  
500 UNIVERSITY DRIVE  
HERSHEY 17033  
UNIT ID: 214616  
HIGHEST OFFERING: DOCTORS DEGREE  
(ALSO OFFERS FIRST-PROFESSIONAL)  
ENROLLMENT: 705 (54% F)  
UNDERGRAD TUITION (IN-STATE): 0  
NO DORMITORY  
PROGRAMS: ACAD,CONT PROF  
ACCREDITATION: MIDDLE STATES,MED

TELEPHONE: (717) 531-8521  
CONTROL: PUBLIC  
FICE: 804813  
GRAD TUITION: \$3,518  
NO MEAL PLAN

PENNSYLVANIA COMMERCIAL  
82 SOUTH MAIN STREET  
WASHINGTON 15301  
UNIT ID: 214892  
HIGHEST OFFERING: TWO BUT LESS THAN FOUR YEARS  
ENROLLMENT: 153  
TUITION: \$7,706  
ROOM: 0  
PROGRAMS: OCCUP  
ACCREDITATION: \*

TELEPHONE: (999) 222-5330  
CONTROL: PROFIT MAKING  
BOARD: \*

(H) PENNSYLVANIA STATE UNIV NORTHINGTON SCRANTON CAM  
120 RIDGE VIEW DRIVE  
DUNMORE 18512  
UNIT ID: 214652  
HIGHEST OFFERING: BACHELORS DEGREE  
ENROLLMENT: 1,128 (33% F)  
TUITION (IN-STATE): 0  
NO DORMITORY  
PROGRAMS: OCCUP,ACAD  
ACCREDITATION: MIDDLE STATES,BUS,ENGT,FOR,JOUR,MUR,SH,  
TED

TELEPHONE: (717) 963-4757  
CONTROL: PUBLIC  
FICE: 803344  
NO MEAL PLAN

PENNSYLVANIA GUNSMITH SCHOOL  
812 OHIO RIVER BOULEVARD  
PITTSBURGH 15202  
UNIT ID: 215008  
HIGHEST OFFERING: TWO BUT LESS THAN FOUR YEARS  
ENROLLMENT: 50  
TUITION: \$5,500  
ROOM: 0  
PROGRAMS: OCCUP,ACAD  
ACCREDITATION: NONAT

TELEPHONE: (412) 766-1812  
CONTROL: PROFIT MAKING  
BOARD: \*

(H) PENNSYLVANIA STATE UNIVERSITY ALLENTOWN CAMPUS  
ACADEMIC BUILDING  
FOODESVILLE 18051  
UNIT ID: 214670  
HIGHEST OFFERING: BACHELORS DEGREE  
ENROLLMENT: 583 (29% F)  
TUITION (IN-STATE): \$3,126  
NO DORMITORY  
PROGRAMS: ACAD  
ACCREDITATION: MIDDLE STATES,BUS,ENGT,FOR,JOUR,MUR,SH,  
TED

TELEPHONE: (215) 285-4811  
CONTROL: PUBLIC  
FICE: 803338  
NO MEAL PLAN

(H) PENNSYLVANIA INSTITUTE OF TECHNOLOGY  
800 MANCHESTER AVENUE  
MEDIA 19063  
UNIT ID: 214502  
HIGHEST OFFERING: ASSOCIATES DEGREE  
ENROLLMENT: 478 (17% F)  
TUITION: \$4,797  
NO DORMITORY  
PROGRAMS: OCCUP,ACAD,CONT PROF  
ACCREDITATION: \*

TELEPHONE: (215) 545-7980  
CONTROL: INDEP NONPROFIT  
FICE: 810998  
NO MEAL PLAN

(H) PENNSYLVANIA STATE UNIVERSITY ALTOONA CAMPUS  
SMITH BUILDING  
ALTOONA 16601-3768  
UNIT ID: 214689  
HIGHEST OFFERING: BACHELORS DEGREE  
ENROLLMENT: 2,354 (45% F)  
TUITION (IN-STATE): 0  
ROOM: \$1,320  
PROGRAMS: OCCUP,ACAD  
ACCREDITATION: MIDDLE STATES,BUS,ENGT,FOR,JOUR,MUR,SH,  
TED

TELEPHONE: (814) 946-4321  
CONTROL: PUBLIC  
FICE: 803331  
BOARD: \$1,730 (17)

(H) PENNSYLVANIA STATE UNIVERSITY BEAVER CAMPUS  
 BROADHEAD ROAD  
 MONACA 15061 TELEPHONE: (412) 775-0830  
 UNIT ID: 214698 CONTROL: PUBLIC  
 HIGHEST OFFERING: BACHELORS DEGREE  
 ENROLLMENT: 1,167 (48% F) FICE: 003332  
 TUITION (IN-STATE): 0 BOARD: \$1,730 (17)  
 ROOM: \$1,320  
 PROGRAMS: OCCUP.ACAD  
 ACCREDITATION: MIDDLE STATES,BUS,ENGT,FOR,JOUR,NUR,SH,  
 TED

(H) PENNSYLVANIA STATE UNIVERSITY HAZLETON CAMPUS  
 HIGHACRES  
 HAZLETON 18201 TELEPHONE: (717) 454-8731  
 UNIT ID: 214748 CONTROL: PUBLIC  
 HIGHEST OFFERING: BACHELORS DEGREE  
 ENROLLMENT: 1,123 (48% F) FICE: 003338  
 TUITION (IN-STATE): 0 BOARD: \$1,730 (17)  
 ROOM: \$1,320  
 PROGRAMS: OCCUP.ACAD  
 ACCREDITATION: MIDDLE STATES,BUS,ENGT,FOR,JOUR,NUR,PTAA,  
 SH,TED

(H) PENNSYLVANIA STATE UNIVERSITY BERMINGHAM COLLEGE  
 STATION ROAD  
 ERIE 16563 TELEPHONE: (814) 898-6000  
 UNIT ID: 214591 CONTROL: PUBLIC  
 HIGHEST OFFERING: MASTERS DEGREE  
 ENROLLMENT: 2,378 (35% F) FICE: 003333  
 UNDERGRAD TUITION (IN-STATE): \$3,292 GRAD TUITION: \$3,510  
 ROOM: \$1,320 BOARD: \$1,730 (17)  
 PROGRAMS: OCCUP.ACAD,CONT PROF  
 ACCREDITATION: MIDDLE STATES,ENGT,FOR,JOUR,NUR,SH,TED

(H) PENNSYLVANIA STATE UNIVERSITY KING OF PRUSSIA  
 650 SOUTH HENDERSON ROAD  
 KING PRUSSIA 19406 TELEPHONE: (215) 265-7440  
 UNIT ID: 214607 CONTROL: PUBLIC  
 HIGHEST OFFERING: DOCTORS DEGREE  
 ENROLLMENT: 726 (35% F) FICE: 003348  
 INSTITUTIONAL DATA NOT REPORTED

(H) PENNSYLVANIA STATE UNIVERSITY BERKS CAMPUS  
 TULPEHOCKEN ROAD P.O. BOX 2150  
 READING 19608 TELEPHONE: (215) 320-4800  
 UNIT ID: 214784 CONTROL: PUBLIC  
 HIGHEST OFFERING: BACHELORS DEGREE  
 ENROLLMENT: 1,262 (39% F) FICE: 003334  
 TUITION (IN-STATE): 0  
 NO DORMITORY NO MEAL PLAN  
 PROGRAMS: OCCUP.ACAD  
 ACCREDITATION: MIDDLE STATES,BUS,ENGT,FOR,JOUR,NUR,SH,  
 TED

(H) PENNSYLVANIA STATE UNIVERSITY MAIN CAMPUS  
 201 OLD MAIN  
 UNIVERSITY PK 16802 TELEPHONE: (814) 865-4700  
 UNIT ID: 214777 CONTROL: PUBLIC  
 HIGHEST OFFERING: DOCTORS DEGREE  
 ENROLLMENT: 35,261 (43% F) FICE: 006965  
 UNDERGRAD TUITION (IN-STATE): \$3,292 GRAD TUITION: \$3,510  
 ROOM: \$1,320 BOARD: \$1,730 (17)  
 PROGRAMS: OCCUP.ACAD,CONT PROF  
 ACCREDITATION: MIDDLE STATES,ARCH,ART,AUD,BUS,BUSA,CLPSY,  
 COPSY,DIET,ENG,ENGT,FOR,MSA,JOUR,LSAR,MUS,  
 NUR,SCPSY,SP,SH,TED

(H) PENNSYLVANIA STATE UNIVERSITY DELAWARE CAMPUS  
 25 YEARSLEY HILL ROAD  
 MEDIA 19063 TELEPHONE: (215) 565-3300  
 UNIT ID: 214731 CONTROL: PUBLIC  
 HIGHEST OFFERING: BACHELORS DEGREE  
 ENROLLMENT: 1,566 (43% F) FICE: 006922  
 TUITION (IN-STATE): 0  
 NO DORMITORY NO MEAL PLAN  
 PROGRAMS: OCCUP.ACAD  
 ACCREDITATION: MIDDLE STATES,BUS,ENGT,FOR,JOUR,NUR,SH,  
 TED

(H) PENNSYLVANIA STATE UNIVERSITY HOCKEESPORT CAMPUS  
 UNIVERSITY DRIVE  
 HOCKEESPORT 15132 TELEPHONE: (412) 678-9501  
 UNIT ID: 214786 CONTROL: PUBLIC  
 HIGHEST OFFERING: BACHELORS DEGREE  
 ENROLLMENT: 1,563 (47% F) FICE: 003339  
 TUITION (IN-STATE): 0 BOARD: \$1,730 (17)  
 ROOM: \$1,320  
 PROGRAMS: OCCUP.ACAD  
 ACCREDITATION: MIDDLE STATES,BUS,ENGT,FOR,JOUR,NUR,SH,  
 TED

(H) PENNSYLVANIA STATE UNIVERSITY DU BOIS CAMPUS  
 COLLEGE PLACE  
 DU BOIS 15801 TELEPHONE: (814) 371-2800  
 UNIT ID: 214740 CONTROL: PUBLIC  
 HIGHEST OFFERING: BACHELORS DEGREE  
 ENROLLMENT: 929 (43% F) FICE: 003335  
 TUITION (IN-STATE): 0  
 NO DORMITORY NO MEAL PLAN  
 PROGRAMS: OCCUP.ACAD  
 ACCREDITATION: MIDDLE STATES,BUS,ENGT,FOR,JOUR,NUR,SH,  
 TED

(H) PENNSYLVANIA STATE UNIVERSITY MONT ALTO CAMPUS  
 MONT ALTO 17237 TELEPHONE: (717) 749-3111  
 UNIT ID: 214795 CONTROL: PUBLIC  
 HIGHEST OFFERING: BACHELORS DEGREE  
 ENROLLMENT: 822 (35% F) FICE: 003340  
 TUITION (IN-STATE): 0 BOARD: \$1,730 (17)  
 ROOM: \$1,320  
 PROGRAMS: OCCUP.ACAD  
 ACCREDITATION: MIDDLE STATES,BUS,ENGT,FOR,JOUR,NUR,PTAA,  
 SH,TED

(H) PENNSYLVANIA STATE UNIVERSITY FAYETTE CAMPUS  
 P O BOX 519 ROUTE 119 N  
 WIGHTSMAN 15481 TELEPHONE: (412) 437-2801  
 UNIT ID: 214759 CONTROL: PUBLIC  
 HIGHEST OFFERING: BACHELORS DEGREE  
 ENROLLMENT: 781 (48% F) FICE: 003336  
 TUITION (IN-STATE): 0  
 NO DORMITORY NO MEAL PLAN  
 PROGRAMS: OCCUP.ACAD  
 ACCREDITATION: MIDDLE STATES,BUS,ENGT,FOR,JOUR,NUR,SH,  
 TED

(H) PENNSYLVANIA STATE UNIVERSITY NEW KENSINGTON CAM  
 3550 7TH STREET ROAD  
 NEW KENSINGTON 15068 TELEPHONE: (412) 339-7561  
 UNIT ID: 214625 CONTROL: PUBLIC  
 HIGHEST OFFERING: BACHELORS DEGREE  
 ENROLLMENT: 1,384 (44% F) FICE: 003341  
 TUITION (IN-STATE): 0  
 NO DORMITORY NO MEAL PLAN  
 PROGRAMS: OCCUP.ACAD  
 ACCREDITATION: MIDDLE STATES,BUS,ENGT,FOR,JOUR,NUR,SH,  
 TED

(H) PENNSYLVANIA STATE UNIVERSITY COONTZ CAMPUS  
 1600 HOODLAND ROAD  
 ABINGTON 19001 TELEPHONE: (215) 886-9400  
 UNIT ID: 214801 CONTROL: PUBLIC  
 HIGHEST OFFERING: BACHELORS DEGREE  
 ENROLLMENT: 3,418 (54% F) FICE: 003342  
 TUITION (IN-STATE): \*  
 NO DORMITORY NO MEAL PLAN  
 PROGRAMS: OCCUP.ACAD  
 ACCREDITATION: MIDDLE STATES.BUS.ENGT.FOR.JOUR.NUR.SH.  
 TED

(H) PHILADELPHIA COLLEGE OF PHARMACY AND SCIENCE  
 43RD ST-KINGSSESSING MALL  
 PHILADELPHIA 19104 TELEPHONE: (215) 596-8800  
 UNIT ID: 215132 CONTROL: INDEP NONPROFIT  
 HIGHEST OFFERING: DOCTORS DEGREE  
 (ALSO OFFERS FIRST-PROFESSIONAL)  
 ENROLLMENT: 1,389 (58% F) FICE: 003353  
 UNDERGRAD TUITION: \$6,600 GRAD TUITION: \$6,600  
 ROOM: \$2,050 BOARD: \$1,434 (21)  
 PROGRAMS: ACAD  
 ACCREDITATION: MIDDLE STATES.PHAR

(H) PENNSYLVANIA STATE UNIVERSITY SCHUYLKILL CAMPUS  
 PO BOX 308 RT 618  
 SHYLK MAVEN 17972 TELEPHONE: (809) 843-1305  
 UNIT ID: 214810 CONTROL: PUBLIC  
 HIGHEST OFFERING: BACHELORS DEGREE  
 ENROLLMENT: 999 (52% F) FICE: 003343  
 TUITION (IN-STATE): \*  
 NO DORMITORY NO MEAL PLAN  
 PROGRAMS: OCCUP.ACAD  
 ACCREDITATION: MIDDLE STATES.BUS.ENGT.FOR.JOUR.NUR.SH.  
 TED

(H) PHILADELPHIA COLLEGE OF TEXTILES AND SCIENCE  
 SCHLSE LANE & HENRY AVE  
 PHILADELPHIA 19144-5497 TELEPHONE: (215) 951-2700  
 UNIT ID: 215099 CONTROL: INDEP NONPROFIT  
 HIGHEST OFFERING: MASTERS DEGREE  
 ENROLLMENT: 3,249 (67% F) FICE: 003354  
 UNDERGRAD TUITION: \$6,400 GRAD TUITION: \$5,168  
 ROOM: \$1,600 BOARD: \$1,800 (19)  
 PROGRAMS: ACAD  
 ACCREDITATION: \*

(H) PENNSYLVANIA STATE UNIVERSITY SHENANGO VALLEY CAM  
 147 SHENANGO ROAD  
 SHARON 16146 TELEPHONE: (412) 981-1640  
 UNIT ID: 214634 CONTROL: PUBLIC  
 HIGHEST OFFERING: BACHELORS DEGREE  
 ENROLLMENT: 1,177 (63% F) FICE: 003345  
 TUITION (IN-STATE): \*  
 NO DORMITORY NO MEAL PLAN  
 PROGRAMS: OCCUP.ACAD  
 ACCREDITATION: MIDDLE STATES.BUS.ENGT.FOR.JOUR.NUR.SH.  
 TED

(H) PHILADELPHIA COLLEGE OF THE BIBLE  
 LANGHORNE MANOR  
 LANGHORNE 19047 TELEPHONE: (215) 752-5800  
 UNIT ID: 215114 CONTROL: INDEP NONPROFIT  
 HIGHEST OFFERING: BACHELORS DEGREE  
 ENROLLMENT: 536 (49% F) FICE: 003351  
 TUITION: \$4,827 BOARD: \$1,520 (19)  
 ROOM: \$1,300  
 PROGRAMS: ACAD  
 ACCREDITATION: MIDDLE STATES.BI.MUS.SH

(H) PENNSYLVANIA STATE UNIVERSITY MILKES-BARRE CAMPUS  
 P O BOX 1830  
 LEHMAN 18627 TELEPHONE: (717) 675-2171  
 UNIT ID: 214643 CONTROL: PUBLIC  
 HIGHEST OFFERING: BACHELORS DEGREE  
 ENROLLMENT: 1,836 (34% F) FICE: 003346  
 TUITION (IN-STATE): \*  
 NO DORMITORY NO MEAL PLAN  
 PROGRAMS: OCCUP.ACAD  
 ACCREDITATION: MIDDLE STATES.BUS.ENGT.FOR.JOUR.NUR.SH.  
 TED

PHILADELPHIA PSYCHOANALYTIC INSTITUTE  
 111 NORTH FORTY-NINTH STREET  
 PHILADELPHIA 19139 TELEPHONE: (215) 471-2575  
 UNIT ID: 215169 CONTROL: INDEP NONPROFIT  
 HIGHEST OFFERING: OTHER  
 ENROLLMENT: \*  
 INSTITUTIONAL DATA NOT REPORTED

(H) PENNSYLVANIA STATE UNIVERSITY YORK CAMPUS  
 1051 EDGECONB AVENUE  
 YORK 17403 TELEPHONE: (717) 771-4586  
 UNIT ID: 214829 CONTROL: PUBLIC  
 HIGHEST OFFERING: BACHELORS DEGREE  
 ENROLLMENT: 1,294 (34% F) FICE: 003347  
 TUITION (IN-STATE): \*  
 NO DORMITORY NO MEAL PLAN  
 PROGRAMS: OCCUP.ACAD  
 ACCREDITATION: MIDDLE STATES.BUS.ENGT.FOR.JOUR.NUR.SH.  
 TED

PHILADELPHIA SCHOOL OF OFFICE TECHNOLOGIES  
 500 CHESTERBROOK BLVD  
 WAYNE 19087 TELEPHONE: (215) 644-5800  
 UNIT ID: 244822 CONTROL: PROFIT MAKING  
 HIGHEST OFFERING: ASSOCIATES DEGREE  
 ENROLLMENT: \*  
 INSTITUTIONAL DATA NOT REPORTED

(H) PHILADELPHIA COLLEGE OF OSTEOPATHIC MEDICINE  
 4150 CITY AVENUE  
 PHILADELPHIA 19131 TELEPHONE: (215) 581-4000  
 UNIT ID: 215123 CONTROL: INDEP NONPROFIT  
 HIGHEST OFFERING: ONE BUT LESS THAN TWO YEARS  
 (ALSO OFFERS FIRST-PROFESSIONAL)  
 ENROLLMENT: 817 (32% F) FICE: 003352  
 UNDERGRAD TUITION: \$4,400 BOARD: \*  
 NO DORMITORY  
 PROGRAMS: ACAD,CONT PROF  
 ACCREDITATION: COTED

(H) PHILADELPHIA SCHOOL OF PRINTING AND ADVERTISING  
 928 MARKET STREET  
 PHILADELPHIA 19107 TELEPHONE: (215) 925-1115  
 UNIT ID: 215187 CONTROL: PROFIT MAKING  
 HIGHEST OFFERING: ASSOCIATES DEGREE  
 ENROLLMENT: 110 (38% F) FICE: 011356  
 TUITION: \$5,875 BOARD: \*  
 ROOM: \*  
 PROGRAMS: OCCUP  
 ACCREDITATION: \*



## PHILADELPHIA SCHOOL OF PSYCHOANALYSIS

1331 PINE ST  
 PHILADELPHIA 19147 TELEPHONE: (215) 732-8244  
 UNIT ID: 215194 CONTROL: INDEP NONPROFIT  
 HIGHEST OFFERING: POST-MASTERS CERTIFICATE  
 ENROLLMENT: 66 (74% F)

INSTITUTIONAL DATA NOT REPORTED

## PITTSBURGH BIBLE INSTITUTE

RDP1 BOX 591 TELEPHONE: #  
 GIBSONIA 15044 CONTROL: #  
 UNIT ID: 215363  
 HIGHEST OFFERING: #  
 ENROLLMENT: #

INSTITUTIONAL DATA NOT REPORTED

## PHILADELPHIA WIRELESS TECHNICAL INSTITUTE

1533 PINE STREET  
 PHILADELPHIA 19102 TELEPHONE: (215) 546-0745  
 UNIT ID: 215220 CONTROL: INDEP NONPROFIT  
 HIGHEST OFFERING: TWO BUT LESS THAN FOUR YEARS  
 ENROLLMENT: #

INSTITUTIONAL DATA NOT REPORTED

## (H) PITTSBURGH INSTITUTE OF AERONAUTICS

P O BOX 10897 TELEPHONE: (412) 462-9011  
 PITTSBURGH 15236 CONTROL: INDEP NONPROFIT  
 UNIT ID: 215381  
 HIGHEST OFFERING: TWO BUT LESS THAN FOUR YEARS  
 ENROLLMENT: 629 (1% F) FICE: 005310  
 TUITION: \$5,780  
 NO DORMITORY NO MEAL PLAN  
 PROGRAMS: OCCUP  
 ACCREDITATION: NATTS

## PILLSBURG OPPORTUNITIES INDUSTRIALIZATION CENTER

1901 5TH AVE.  
 PITTSBURGH 15219 TELEPHONE: #  
 UNIT ID: 215248 CONTROL: #  
 HIGHEST OFFERING: #  
 ENROLLMENT: #

INSTITUTIONAL DATA NOT REPORTED

## (H) PITTSBURGH INSTITUTE OF MORTUARY SCIENCE

3337 FORBES AVENUE TELEPHONE: (412) 682-6534  
 PITTSBURGH 15213 CONTROL: #  
 UNIT ID: 215390  
 HIGHEST OFFERING: ASSOCIATES DEGREE  
 ENROLLMENT: 93 (15% F) FICE: 010814  
 TUITION: \$5,110  
 NO DORMITORY NO MEAL PLAN  
 PROGRAMS: OCCUP, ACAD, CONT PROF  
 ACCREDITATION: FUSER

## (H) PINESBROOK JUNIOR COLLEGE

600 SOUTH MAIN STREET  
 COOPERSBURG 18036 TELEPHONE: (215) 282-4000  
 UNIT ID: 215257 CONTROL: PROTESTANT  
 HIGHEST OFFERING: ASSOCIATES DEGREE  
 ENROLLMENT: 162 (59% F) FICE: 009908  
 TUITION: \$4,578  
 ROOM: \$1,224 BOARD: \$1,595 (20)  
 PROGRAMS: OCCUP, ACAD, AD BASIC  
 ACCREDITATION: SURGT

## PITTSBURGH PSYCHOANALYTIC INSTITUTE INC)

211 N WHITEFIELD ST., SUITE 200, MED CTR TELEPHONE: #  
 PITTSBURGH 15206 CONTROL: #  
 UNIT ID: 215406  
 HIGHEST OFFERING: #  
 ENROLLMENT: #

INSTITUTIONAL DATA NOT REPORTED

## PITTSBURGH BARBER SCHOOL

421-423 E OHIO STREET  
 PITTSBURGH 15212 TELEPHONE: (412) 321-6457  
 UNIT ID: 215310 CONTROL: PROFIT MAKING  
 HIGHEST OFFERING: ASSOCIATES DEGREE  
 ENROLLMENT: # FICE: 007437

INSTITUTIONAL DATA NOT REPORTED

## (H) PITTSBURGH TECHNICAL INST

635 SMITHFIELD STREET TELEPHONE: (412) 471-0905  
 PITTSBURGH 15222 CONTROL: PROFIT MAKING  
 UNIT ID: 215415  
 HIGHEST OFFERING: ASSOCIATES DEGREE  
 ENROLLMENT: 224 (8% F) FICE: 007437  
 TUITION: \$11,000  
 ROOM: # BOARD: #  
 PROGRAMS: ACAD  
 ACCREDITATION: NATTS

## PITTSBURGH BEAUTY ACADEMY

415 SMITHFIELD STREET TELEPHONE: (412) 471-0270  
 PITTSBURGH 15222 CONTROL: PROFIT MAKING  
 UNIT ID: 215354  
 HIGHEST OFFERING: ASSOCIATES DEGREE  
 ENROLLMENT: 424 (93% F)  
 TUITION: \$4,189 BOARD: #  
 ROOM: #  
 PROGRAMS: OCCUP, ACAD, CONT PROF  
 ACCREDITATION: #

## (H) PITTSBURGH THEOLOGICAL SEMINARY

616 N HIGHLAND AVE TELEPHONE: (412) 362-5610  
 PITTSBURGH 15206 CONTROL: PROTESTANT  
 UNIT ID: 215424  
 HIGHEST OFFERING: DOCTORS DEGREE  
 (ALSO OFFERS FIRST-PROFESSIONAL)  
 ENROLLMENT: 353 (27% F) FICE: 003356  
 ROOM: \$975 GRAD TUITION: \$4,149  
 PROGRAMS: ACAD, CONT PROF NO MEAL PLAN  
 ACCREDITATION: #

(M) RESTAURANT SCHOOL  
 2129 WALNUT STREET  
 PHILADELPHIA 19103  
 UNIT ID: 215457  
 HIGHEST OPENING: ASSOCIATES DEGREE  
 ENROLLMENT: 137 (154 F)  
 TUITION: \$10,500  
 ROOM: \$  
 PROGRAMS: OCCUP, ACAD, CONT PROF  
 ACCREDITATION: \*

BOARD: \*

TELEPHONE: (215) 561-3446  
 CONTROL, PROFIT MAKING

(N) POINT PARK COLLEGE  
 281 WOOD STREET  
 PITTSBURGH 15222  
 UNIT ID: 215442  
 HIGHEST OPENING: MASTERS DEGREE  
 ENROLLMENT: 2,787 (445 F)  
 UNDERGRAD TUITION: \$5,982  
 ROOM: \$1,480  
 PROGRAMS: ACAD, CONT PROF  
 ACCREDITATION: MIDDLE STATES, EAST

BOARD: \$1,450 (14)  
 GRAD TUITION: \$5,320  
 FEE: \$8357

TELEPHONE: (412) 591-6100  
 CONTROL, INDEP NONPROFIT

(N) NETS ELECTRONIC SCHOOL  
 WEST CHESTER PIKE & MALIN  
 BRIDGEMONT 19008  
 UNIT ID: 215446  
 HIGHEST OPENING: TWO BUT LESS THAN FOUR YEARS  
 ENROLLMENT: 817 (62 F)  
 TUITION: \$10,325  
 ROOM: \$  
 PROGRAMS: OCCUP  
 ACCREDITATION: \*

BOARD: \*

TELEPHONE: (215) 551-7630  
 CONTROL, PROFIT MAKING

POTTSVILLE HOSPITAL  
 WASHINGTON & JACKSON STREETS  
 POTTSVILLE 17901  
 UNIT ID: 215479  
 HIGHEST OPENING: TWO BUT LESS THAN FOUR YEARS  
 ENROLLMENT: 67 (92X F)  
 TUITION: \$1,900  
 NO DOMINION  
 PROGRAMS: ACAD  
 ACCREDITATION: \*

NO NEAL PLAN

TELEPHONE: (717) 622-6128  
 CONTROL, INDEP NONPROFIT

(M) ROBERT MORRIS COLLEGE  
 MARION RUN ROAD  
 CONAROCK IS 15108  
 UNIT ID: 215455  
 HIGHEST OPENING: MASTERS DEGREE  
 ENROLLMENT: 5,441 (55X F)  
 UNDERGRAD TUITION: \$3,720  
 ROOM: \$1,300  
 PROGRAMS: ACAD, CONT PROF  
 ACCREDITATION: \*

BOARD: \$1,300 (20)  
 GRAD TUITION: \$  
 FEE: \$8259

TELEPHONE: (612) 262-8200  
 CONTROL, INDEP NONPROFIT

(M) READING AREA COMMUNITY COLLEGE  
 P O BOX 1706  
 READING 19601  
 UNIT ID: 215585  
 HIGHEST OPENING: ASSOCIATES DEGREE  
 ENROLLMENT: 1,290 (70X F)  
 TUITION (IN-DISTRICT): \$1,134  
 NO DOMINION  
 PROGRAMS: OCCUP, ACAD, CONT PROF, REC, AD BASIC  
 ACCREDITATION: MIDDLE STATES, M, IAD

NO NEAL PLAN

TELEPHONE: (215) 372-4721  
 CONTROL, PUBLIC

ROBERT PACKER HOSPITAL SCHOOL OF NURSING  
 GUTHRIE SQUARE  
 SAME 18840  
 UNIT ID: 215444  
 HIGHEST OPENING: TWO BUT LESS THAN FOUR YEARS  
 ENROLLMENT: 69 (84X F)  
 INSTITUTIONAL DATA NOT REPORTED

TELEPHONE: (717) 888-6665  
 CONTROL, INDEP NONPROFIT

READING HOSPITAL AND MEDICAL CENTER  
 6TH AND SPRUCE  
 READING 19601  
 UNIT ID: 215594  
 HIGHEST OPENING: TWO BUT LESS THAN FOUR YEARS  
 ENROLLMENT: \*

INSTITUTIONAL DATA NOT REPORTED

TELEPHONE: (215) 378-6100  
 CONTROL, INDEP NONPROFIT

ROSEDALE TECHNICAL INSTITUTE  
 4624 BRIDGES HILL ROAD  
 PITTSBURGH 15217  
 UNIT ID: 215482  
 HIGHEST OPENING: TWO BUT LESS THAN FOUR YEARS  
 ENROLLMENT: 136 (2X F)  
 TUITION: \$4,820  
 NO DOMINION  
 PROGRAMS: OCCUP, ACAD  
 ACCREDITATION: \*

NO NEAL PLAN

TELEPHONE: (412) 521-6200  
 CONTROL, INDEP NONPROFIT

RECONSTRUCTION RABBINICAL COLLEGE  
 CHURCH RD & GREENWOOD AVE  
 MANCOTE 15095  
 UNIT ID: 215419  
 HIGHEST OPENING: DOCTORS DEGREE  
 (ALSO OFFERS FIRST-PROFESSIONAL)  
 ENROLLMENT: 61 (44X F)  
 NO DOMINION  
 PROGRAMS: ACAD  
 ACCREDITATION: \*

TELEPHONE: (215) 576-8888  
 CONTROL, JEWISH

(M) ROSEMONT COLLEGE  
 MONTGOMERY AV AT MEDOVER  
 ROSEMONT 19010  
 UNIT ID: 215491  
 HIGHEST OPENING: MASTERS DEGREE  
 ENROLLMENT: 579 (130X F)  
 UNDERGRAD TUITION: \$7,000  
 ROOM: \$  
 PROGRAMS: ACAD  
 ACCREDITATION: \*

TELEPHONE: (215) 527-8200  
 CONTROL, CATHOLIC

FEE: \$83360  
 GRAD TUITION: \$  
 BOARD: \*

(M) REVERED PRESBYTERIAN THEOLOGICAL SEMINARY  
 7418 PENN AVE  
 PITTSBURGH 15208  
 UNIT ID: 215428  
 HIGHEST OPENING: FIRST-PROFESSIONAL DEGREE  
 ENROLLMENT: 83 (12X F)  
 ROOM: \$750  
 PROGRAMS: ACAD, CONT PROF  
 ACCREDITATION: \*

TELEPHONE: (412) 781-6690  
 CONTROL, PROTESTANT

FEE: \$83358  
 BOARD: \$244 (4)

## ROXBOROUGH MEMORIAL HOSPITAL SCHOOL OF NURSING

5800 RIDGE AVE  
 PHILADELPHIA 19128  
 UNIT ID: 213932  
 HIGHEST OFFERING: TWO BUT LESS THAN FOUR YEARS  
 ENROLLMENT: 88 (89% F)  
 TUITION: \$5,175  
 ROOM: \$400  
 PROGRAMS: ACAD  
 ACCREDITATION: DNUR

TELEPHONE: (215) 487-4294  
 CONTROL: INDEP NONPROFIT  
 NO MEAL PLAN

## SAINT JOSEPH HOSPITAL SCHOOL OF NURSING

12TH & MALJUT  
 READING 19603  
 UNIT ID: 215761  
 HIGHEST OFFERING: TWO BUT LESS THAN FOUR YEARS  
 ENROLLMENT: 55 (93% F)  
 TUITION: \$4,528  
 NO DORMITORY  
 PROGRAMS: ACAD  
 ACCREDITATION: DNUR

TELEPHONE: (215) 378-2400  
 CONTROL: CATHOLIC  
 NO MEAL PLAN

## SACRED HEART HOSP ED PROGRAM IN RADIOGRAPHY

NINTH & WILSON STREETS  
 CHESTER 19013  
 UNIT ID: 215714  
 HIGHEST OFFERING: TWO BUT LESS THAN FOUR YEARS  
 ENROLLMENT: 9 (89% F)

TELEPHONE: (215) 494-0700  
 CONTROL: CATHOLIC

INSTITUTIONAL DATA NOT REPORTED

## SAINT JOSEPH MEDICAL CENTER HAZLETON

687 N CHURCH STREET  
 HAZLETON 18201  
 UNIT ID: 212920  
 HIGHEST OFFERING: TWO BUT LESS THAN FOUR YEARS  
 ENROLLMENT: 10 (60% F)  
 TUITION: \$0  
 NO DORMITORY  
 PROGRAMS: OCCUP, ACAD  
 ACCREDITATION: \*

TELEPHONE: (717) 459-4444  
 CONTROL: CATHOLIC  
 NO MEAL PLAN

## SACRED HEART HOSPITAL

421 CHEN ST  
 ALLENTOWN 18102  
 UNIT ID: 215754  
 HIGHEST OFFERING: \*  
 ENROLLMENT: \*

TELEPHONE: \*  
 CONTROL: \*

INSTITUTIONAL DATA NOT REPORTED

## (M) SAINT JOSEPH'S UNIVERSITY

5480 CITY AVENUE  
 PHILADELPHIA 19131  
 UNIT ID: 215770  
 HIGHEST OFFERING: MASTERS DEGREE  
 ENROLLMENT: 5,714 (50% F)

TELEPHONE: (215) 879-7300  
 CONTROL: CATHOLIC  
 FICE: 803367

INSTITUTIONAL DATA NOT REPORTED

## (M) SAINT CHARLES BORROMEO SEMINARY

CITYLINE & MYNARD  
 PHILADELPHIA 19151  
 UNIT ID: 214047  
 HIGHEST OFFERING: MASTERS DEGREE  
 (ALSO OFFERS FIRST-PROFESSIONAL)  
 ENROLLMENT: 461 (45% F)  
 UNDERGRAD TUITION: \$3,050  
 ROOM: \$1,000  
 PROGRAMS: ACAD, CONT PROF  
 ACCREDITATION: MIDDLE STATES, THEOL

TELEPHONE: (215) 839-3760  
 CONTROL: CATHOLIC  
 FICE: 803364  
 GRAD TUITION: \$5,050  
 BOARD: \$2,000 (20)

## SAINT JOSEPHS HOSPITAL

250 COLLEGE AVE  
 LANCASTER 17604  
 UNIT ID: 216153  
 HIGHEST OFFERING: TWO BUT LESS THAN FOUR YEARS  
 ENROLLMENT: \*  
 TUITION: \$3,400  
 NO DORMITORY  
 PROGRAMS: ACAD  
 ACCREDITATION: DNUR, ENT, RAD

TELEPHONE: (717) 291-6042  
 CONTROL: CATHOLIC  
 NO MEAL PLAN

## (M) SAINT FRANCIS COLLEGE

LORETTO 15940  
 UNIT ID: 215743  
 HIGHEST OFFERING: MASTERS DEGREE  
 ENROLLMENT: 1,746 (52% F)  
 UNDERGRAD TUITION: \$6,600  
 ROOM: \$1,560  
 PROGRAMS: ACAD  
 ACCREDITATION: MIDDLE STATES, APCP, NUR, SH

TELEPHONE: (610) 472-7000  
 CONTROL: CATHOLIC  
 FICE: 803364  
 GRAD TUITION: \$6,215  
 BOARD: \$1,732 (19)

## SAINT JOSEPHS HOSPITAL SCH OF X-RAY TECH

12TH & MALJUT  
 READING 19603  
 UNIT ID: 215789  
 HIGHEST OFFERING: \*  
 ENROLLMENT: 7 (100% F)

TELEPHONE: (215) 376-4901  
 CONTROL: \*

INSTITUTIONAL DATA NOT REPORTED

## SAINT FRANCIS HOSPITAL SCHOOL OF NURSING

1100 S MERCER ST  
 NEW CASTLE 16101  
 UNIT ID: 215752  
 HIGHEST OFFERING: TWO BUT LESS THAN FOUR YEARS  
 ENROLLMENT: 78 (97% F)  
 TUITION: \$4,569  
 ROOM: \$1,134  
 PROGRAMS: OCCUP, ACAD  
 ACCREDITATION: \*

TELEPHONE: (412) 656-6000  
 CONTROL: CATHOLIC  
 NO MEAL PLAN

## (M) SAINT VINCENT COLLEGE

FRASER PURCHASE ROAD  
 LATROBE 15450  
 UNIT ID: 215798  
 HIGHEST OFFERING: BACHELORS DEGREE  
 ENROLLMENT: 1,249 (43% F)  
 TUITION: \$6,262  
 ROOM: \$1,310  
 PROGRAMS: ACAD, CONT PROF  
 ACCREDITATION: MIDDLE STATES, TED

TELEPHONE: (412) 839-9761  
 CONTROL: CATHOLIC  
 FICE: 803368  
 BOARD: \$1,560 (21)

**SAINT VINCENT HEALTH CENTER**  
232 N 25TH STREET  
ERIE 16544  
UNIT ID: 215804  
HIGHEST OFFERING: \*  
ENROLLMENT: \*

TELEPHONE: (814) 452-5000  
CONTROL: \*

INSTITUTIONAL DATA NOT REPORTED

**SEHICOLEY VALLEY HOSPITAL SCH OF X-RAY TECHN**

BLACKBURN ROAD  
SEHICOLEY 15143  
UNIT ID: 215996  
HIGHEST OFFERING: TWO BUT LESS THAN FOUR YEARS  
ENROLLMENT: \*  
TUITION: \$300  
NO DORMITORY  
PROGRAMS: ACAD  
ACCREDITATION: RAD

TELEPHONE: (412) 741-6600  
CONTROL: INDEP NONPROFIT

NO MEAL PLAN

**(N) SAINT VINCENT SEMINARY**

LATROBE 15450  
UNIT ID: 215815  
HIGHEST OFFERING: MASTERS DEGREE  
(ALSO OFFERS FIRST-PROFESSIONAL)  
ENROLLMENT: 56 (5% F)  
ROOM: \$1,500  
PROGRAMS: ACAD  
ACCREDITATION: MIDDLE STATES, THEOL

TELEPHONE: (412) 539-9761  
CONTROL: CATHOLIC

FICE: 010651  
GRAD TUITION: \$4,300  
BOARD: \$1,500 (21)

**SEHICOLEY VALLEY HOSPITAL SCHOOL OF NURSING**

BLACKBURN ROAD  
SEHICOLEY 15143  
UNIT ID: 215965  
HIGHEST OFFERING: TWO BUT LESS THAN FOUR YEARS  
ENROLLMENT: 88 (94% F)  
TUITION: \$2,000  
ROOM: \$720  
PROGRAMS: ACAD  
ACCREDITATION: \*

TELEPHONE: (412) 741-7300  
CONTROL: INDEP NONPROFIT

NO MEAL PLAN

**SAMYER SCHOOL**

717 LIBERTY AVE  
PITTSBURGH 15222  
UNIT ID: 215831  
HIGHEST OFFERING: ASSOCIATES DEGREE  
ENROLLMENT: 96  
TUITION: \$11,825  
ROOM: \*  
PROGRAMS: OCCUP, ACAD, CONT PROF, REC  
ACCREDITATION: \*

TELEPHONE: (412) 261-5780  
CONTROL: PROFIT MAKING

BOARD: \*

**SHADYSIDE HOSPITAL SCHOOL OF NURSING**

5230 CENTRE AVENUE  
PITTSBURGH 15232  
UNIT ID: 215974  
HIGHEST OFFERING: TWO BUT LESS THAN FOUR YEARS  
ENROLLMENT: 231 (93% F)  
TUITION: \$4,004  
ROOM: \$1,300  
PROGRAMS: ACAD  
ACCREDITATION: \*

TELEPHONE: (412) 622-2366  
CONTROL: INDEP NONPROFIT

NO MEAL PLAN

**SCHUYLKILL BUSINESS INSTITUTE**

2400 WEST END AVENUE  
POTTSVILLE 17901  
UNIT ID: 215895  
HIGHEST OFFERING: ASSOCIATES DEGREE  
ENROLLMENT: 102 (89% F)  
TUITION: \$1,500  
ROOM: \*  
PROGRAMS: OCCUP, ACAD  
ACCREDITATION: \*

TELEPHONE: (717) 622-4835  
CONTROL: PROFIT MAKING

BOARD: \*

**SHARON GENERAL HOSPITAL SCHOOL OF NURSING**

740 E STATE ST  
SHARON 16146  
UNIT ID: 215983  
HIGHEST OFFERING: TWO BUT LESS THAN FOUR YEARS  
ENROLLMENT: 149 (98% F)

TELEPHONE: (999) 983-3865  
CONTROL: INDEP NONPROFIT

INSTITUTIONAL DATA NOT REPORTED

**SCRANTON STATE GENERAL HOSPITAL SCH OF RAD TECHN**

MULBERRY STREET & FRANKLIN AVENUE  
SCRANTON 18501  
UNIT ID: 215910  
HIGHEST OFFERING: TWO BUT LESS THAN FOUR YEARS  
ENROLLMENT: 7 (57% F)  
TUITION: \$0  
ROOM: \*  
PROGRAMS: CONT PROF  
ACCREDITATION: \*

TELEPHONE: (717) 963-4159  
CONTROL: \*

BOARD: \*

**SHENANGO VALLEY SCHOOL OF BUSINESS**

335 BOYD DR  
SHARON 16146  
UNIT ID: 215992  
HIGHEST OFFERING: ASSOCIATES DEGREE  
ENROLLMENT: 335 (98% F)  
TUITION: \$6,257  
ROOM: \*  
PROGRAMS: OCCUP, ACAD  
ACCREDITATION: PPB

TELEPHONE: (412) 983-0700  
CONTROL: PROFIT MAKING

BOARD: \*

**(N) SETON HILL COLLEGE**

GREENSBURG 15601  
UNIT ID: 215947  
HIGHEST OFFERING: BACHELORS DEGREE  
ENROLLMENT: 845 (100% F)  
TUITION: \$6,478  
ROOM: \$1,380  
PROGRAMS: ACAD  
ACCREDITATION: MIDDLE STATES, DIET, NUS

TELEPHONE: (412) 834-2200  
CONTROL: CATHOLIC

FICE: 003362

BOARD: \$1,770 (19)

**SHENANGO VALLEY SCHOOL OF BUSINESS-MEN CASTLE BR**

506 SOUTH HILL STREET  
MEN CASTLE 16101  
UNIT ID: 216001  
HIGHEST OFFERING: ASSOCIATES DEGREE  
ENROLLMENT: 112 (87% F)  
TUITION: \$5,850  
ROOM: \*  
PROGRAMS: ACAD  
ACCREDITATION: PPB

TELEPHONE: (412) 654-1974  
CONTROL: PROFIT MAKING

BOARD: \*

## (H) SHIPPENSBURG UNIVERSITY OF PENNSYLVANIA

SHIPPENSBURG 17257 TELEPHONE: (717) 532-9121  
 UNIT ID: 216010 CONTROL: PUBLIC  
 HIGHEST OFFERING: POST-MASTERS CERTIFICATE  
 ENROLLMENT: 6,358 (53% F) FICE: 003326  
 UNDERGRAD TUITION (IN-STATE): \$2,066 GRAD TUITION: \$1,960  
 ROOM: \$1,180 BOARD: \$960 (19)  
 PROGRAMS: ACAD  
 ACCREDITATION: BUS.SM

## ST LUKES HOSPITAL

801 OSTRUM  
 BETHLEHEM 18015 TELEPHONE: (215) 691-4141  
 UNIT ID: 216142 CONTROL: INDEP NONPROFIT  
 HIGHEST OFFERING: TWO BUT LESS THAN FOUR YEARS  
 ENROLLMENT: #  
 TUITION: \$4,885  
 ROOM: \$610 NO MEAL PLAN  
 PROGRAMS: ACAD,CONT PROF  
 ACCREDITATION: #

## (H) SLIPPERY ROCK UNIVERSITY OF PENNSYLVANIA

SLIPPERY ROCK 16057 TELEPHONE: (412) 794-2510  
 UNIT ID: 216038 CONTROL: PUBLIC  
 HIGHEST OFFERING: MASTERS DEGREE  
 ENROLLMENT: 6,592 (54% F) FICE: 003327  
 UNDERGRAD TUITION (IN-STATE): \$2,132 GRAD TUITION: \$2,076  
 ROOM: \$1,170 BOARD: \$930 (20)  
 PROGRAMS: ACAD,CONT PROF  
 ACCREDITATION: MIDDLE STATES,MUS,NUR,SM

## ST MARYS HOSPITAL

FRANKFORD AVE AND PALMER  
 PHILADELPHIA 19125 TELEPHONE: #  
 UNIT ID: 216171 CONTROL: #  
 HIGHEST OFFERING: #  
 ENROLLMENT: #

INSTITUTIONAL DATA NOT REPORTED

## SOMERSET COMMUNITY HOSP SCH OF X-RAY TECH

225 S CENTER AVENUE  
 SOMERSET 18501 TELEPHONE: (814) 443-2424  
 UNIT ID: 216065 CONTROL: #  
 HIGHEST OFFERING: #  
 ENROLLMENT: #

INSTITUTIONAL DATA NOT REPORTED

## ST TIKHON THEOLOGICAL SEM

LEGISLATIVE ROUTE 63017 TELEPHONE: (717) 937-4411  
 SOUTH CANAAN 18459 CONTROL: OTHER RELIGIOUS  
 UNIT ID: 216180 HIGHEST OFFERING: POSTBACCALAUREATE CERTIFICATE  
 ENROLLMENT: #  
 UNDERGRAD TUITION: \$1,200 GRAD TUITION: \$1,200  
 ROOM: \$450 BOARD: \$850 (7)  
 PROGRAMS: ACAD  
 ACCREDITATION: #

## SOUTH HILLS BUSINESS SCHOOL

901 BOALSBURG PIKE, PO BOX 670  
 BOALSBURG 16827 TELEPHONE: #  
 UNIT ID: 216083 CONTROL: PROFIT MAKING  
 HIGHEST OFFERING: ASSOCIATES DEGREE  
 ENROLLMENT: 221 (86% F)  
 TUITION: \$4,050  
 ROOM: # BOARD: #  
 PROGRAMS: OCCUP  
 ACCREDITATION: #

## ST. FRANCIS MEDICAL CENTER

45TH ST. OFF PENN. AVE.  
 PITTSBURGH 15201 TELEPHONE: (814) 472-7000  
 UNIT ID: 216199 CONTROL: CATHOLIC  
 HIGHEST OFFERING: MASTERS DEGREE  
 ENROLLMENT: #

INSTITUTIONAL DATA NOT REPORTED

## (H) SPRING GARDEN COLLEGE

7500 BERNANTOWN AVENUE  
 CHESTNUT HILL 19119 TELEPHONE: (215) 248-7900  
 UNIT ID: 216126 CONTROL: INDEP NONPROFIT  
 HIGHEST OFFERING: POSTBACCALAUREATE CERTIFICATE  
 ENROLLMENT: 1,550 (21% F) FICE: 003363  
 UNDERGRAD TUITION: \$6,200 GRAD TUITION: #  
 ROOM: \$2,300 BOARD: \$1,500 (19)  
 PROGRAMS: OCCUP,ACAD,CONT PROF  
 ACCREDITATION: MIDDLE STATES,ENGT

## (H) SUSQUEHANNA UNIVERSITY

UNIVERSITY AVENUE  
 SELINSGRÖVE 17870 TELEPHONE: (717) 574-0101  
 UNIT ID: 216278 CONTROL: PROTESTANT  
 HIGHEST OFFERING: BACHELORS DEGREE  
 ENROLLMENT: 1,751 (51% F) FICE: 003369  
 TUITION: \$8,625  
 ROOM: \$1,590 BOARD: \$1,610 (21)  
 PROGRAMS: ACAD  
 ACCREDITATION: MIDDLE STATES,ANEST,MUS

## ST AGNES MEDICAL CENTER

1900 S BROAD ST  
 PHILADELPHIA 19146 TELEPHONE: (215) 539-4485  
 UNIT ID: 216135 CONTROL: CATHOLIC  
 HIGHEST OFFERING: TWO BUT LESS THAN FOUR YEARS  
 ENROLLMENT: 61 (93% F)  
 TUITION: \$1,600  
 NO DORMITORY NO MEAL PLAN  
 PROGRAMS: ACAD

## (H) SHARTHMORE COLLEGE

SHARTHMORE  
 SHARTHMORE 19081 TELEPHONE: (215) 328-0000  
 UNIT ID: 216287 CONTROL: INDEP NONPROFIT  
 HIGHEST OFFERING: MASTERS DEGREE  
 ENROLLMENT: 1,335 (48% F) FICE: 003370  
 UNDERGRAD TUITION: \$11,990 GRAD TUITION: \$11,990  
 ROOM: \$2,300 BOARD: \$2,300 (20)  
 PROGRAMS: ACAD  
 ACCREDITATION: #

(M) TALMUD YESHIVA OF PHILA  
6063 DREXEL ROAD  
PHILADELPHIA 19131  
UNIT ID: 216311  
HIGHEST OFFERING: \*  
ENROLLMENT: \*  
TELEPHONE: (215) 473-1212  
CONTROL: \*  
FICE: 012523  
INSTITUTIONAL DATA NOT REPORTED

THE WILLIAMSPORT HOSPITAL AND MEDICAL CENTER  
777 RURAL AVE  
WILLIAMSPORT 17701  
UNIT ID: 216968  
HIGHEST OFFERING: TWO BUT LESS THAN FOUR YEARS  
ENROLLMENT: \*  
TUITION: \$3,565  
ROOM: \$0  
PROGRAMS: OCCUP.ACAD.CONT PROF  
ACCREDITATION: DNUR.EXT  
TELEPHONE: (717) 821-1000  
CONTROL: INDEP NONPROFIT  
NO MEAL PLAN

(M) TEMPLE UNIVERSITY  
BROAD & MONTGOMERY  
PHILADELPHIA 19122  
UNIT ID: 216339  
HIGHEST OFFERING: DOCTORS DEGREE  
(ALSO OFFERS FIRST-PROFESSIONAL)  
ENROLLMENT: 30,615 (49% F) FICE: 003371  
UNDERGRAD TUITION (IN-STATE): \$3,564 GRAD TUITION: \$3,938  
ROOM: \$2,420 BOARD: \$1,176 (19)  
PROGRAMS: OCCUP.ACAD.CONT PROF.REC  
ACCREDITATION: MIDDLE STATES.Arch.ART.AUD.BUS.CLPSY.  
COPSY.DENT.DH.DT.ENGT.JOUR.LAW.MED.M.LTC.  
MRA.MUS.NUR.OT.PHAR.SOPSY.SP.SN.TED

THE WILLIAMSPORT HOSPITAL AND MED. CTR SCH OF NUR  
777 RURAL AVENUE  
WILLIAMSPORT 17701  
UNIT ID: 216977  
HIGHEST OFFERING: TWO BUT LESS THAN FOUR YEARS  
ENROLLMENT: \*  
TELEPHONE: (717) 821-3606  
CONTROL: INDEP NONPROFIT  
INSTITUTIONAL DATA NOT REPORTED

(M) THADDEUS STEVENS STATE SCHOOL OF TECHNOLOGY  
750 E KING STREET  
LANCASTER 17602  
UNIT ID: 216296  
HIGHEST OFFERING: TWO BUT LESS THAN FOUR YEARS  
ENROLLMENT: 425 (4% F) FICE: 029375  
TUITION (IN-DISTRICT): \$2,985  
ROOM: \$950 BOARD: \$1,270 (15)  
PROGRAMS: OCCUP.ACAD  
ACCREDITATION: \*

THEOLOGICAL SEMINARY OF THE REFORMED EPISCOPAL CH  
4225 CHESNUT STREET  
PHILADELPHIA 19104  
UNIT ID: 216548  
HIGHEST OFFERING: FIRST-PROFESSIONAL DEGREE  
ENROLLMENT: 36 (0% F)  
TELEPHONE: (215) 222-5150  
CONTROL: PROTESTANT  
INSTITUTIONAL DATA NOT REPORTED

THE ART INSTITUTE OF PITTSBURGH  
526 PENN AVE  
PITTSBURGH 15222  
UNIT ID: 212489  
HIGHEST OFFERING: ASSOCIATES DEGREE  
ENROLLMENT: 291 (88% F)  
TUITION: \$13,730  
ROOM: \*  
PROGRAMS: OCCUP  
ACCREDITATION: NATTS  
TELEPHONE: (412) 263-6600  
CONTROL: PROFIT MAKING  
BOARD: \*

(M) THIEL COLLEGE  
COLLEGE AVENUE  
GREENVILLE 16125  
UNIT ID: 214357  
HIGHEST OFFERING: BACHELORS DEGREE  
ENROLLMENT: 927 (52% F)  
TUITION: \$7,100  
ROOM: \$1,720  
PROGRAMS: ACAD  
ACCREDITATION: \*  
TELEPHONE: (412) 588-7200  
CONTROL: PROTESTANT  
FICE: 003376  
BOARD: \$1,570 (19)

(M) THE MEDICAL COLLEGE OF PENNSYLVANIA  
3300 HENRY AVENUE  
PHILADELPHIA 19129  
UNIT ID: 213923  
HIGHEST OFFERING: DOCTORS DEGREE  
(ALSO OFFERS FIRST-PROFESSIONAL)  
ENROLLMENT: 559 (60% F) FICE: 003398  
NO DORMITORY GRAD TUITION: \$4,950  
PROGRAMS: OCCUP.ACAD.CONT PROF NO MEAL PLAN  
ACCREDITATION: MIDDLE STATES.ANEST.MED

(M) THOMAS JEFFERSON UNIVERSITY  
1020 WALNUT STREET  
PHILADELPHIA 19107  
UNIT ID: 216366  
HIGHEST OFFERING: DOCTORS DEGREE  
(ALSO OFFERS FIRST-PROFESSIONAL)  
ENROLLMENT: 1,973 (61% F) FICE: 003278  
UNDERGRAD TUITION: \$8,500 GRAD TUITION: \$7,200  
ROOM: \$1,710 NO MEAL PLAN  
PROGRAMS: ACAD.CONT PROF  
ACCREDITATION: MIDDLE STATES.CYTO.DH.DNS.MED.NT.NUR.OT.  
PTA.RAD

(M) THE UNIVERSITY OF THE ARTS  
320 SOUTH BROAD STREET  
PHILADELPHIA 19102  
UNIT ID: 215195  
HIGHEST OFFERING: MASTERS DEGREE  
ENROLLMENT: 1,019 (55% F)  
UNDERGRAD TUITION: \$8,200  
ROOM: \$2,500  
PROGRAMS: ACAD  
ACCREDITATION: MIDDLE STATES.ART.MUS  
TELEPHONE: (215) 975-4800  
CONTROL: INDEP NONPROFIT  
FICE: 003350  
GRAD TUITION: \$8,200  
BOARD: \$750 (10)

THOMPSON INSTITUTE  
5650 DERRY STREET  
HARRISBURG 17111  
UNIT ID: 251075  
HIGHEST OFFERING: TWO BUT LESS THAN FOUR YEARS  
ENROLLMENT: \*  
TELEPHONE: \*  
CONTROL: PROFIT MAKING  
INSTITUTIONAL DATA NOT REPORTED

(H) TRACEY-HARNER SCHOOL  
401 NORTH BROAD STREET - 6TH FLOOR  
PHILADELPHIA 19108  
UNIT ID: 216375  
HIGHEST OFFERING: ASSOCIATES DEGREE  
ENROLLMENT: 73 (84% F)  
TUITION: \$7,285  
ROOM: #  
PROGRAMS: OCCUP  
ACCREDITATION: NATTS

TELEPHONE: (215) 574-0402  
CONTROL: PROFIT MAKING  
FICE: 007833  
BOARD: #

TRIANGLE TECHNOLOGY INCORPORATED-UNIONTOWN  
UNIONTOWN CENTER 100 NEW SALEM RD.  
UNIONTOWN 15401  
UNIT ID: 250391  
HIGHEST OFFERING: ASSOCIATES DEGREE  
ENROLLMENT: 23  
TUITION: \$9,168  
ROOM: #  
PROGRAMS: OCCUP, ACAD  
ACCREDITATION: NATTS

TELEPHONE: (412) 832-1050  
CONTROL: PROFIT MAKING  
BOARD: #

TRANSYLVANIA BIBLE SCHOOL  
927 FREEPORT ROAD  
FREEPORT 16229  
UNIT ID: 216384  
HIGHEST OFFERING: #  
ENROLLMENT: #

TELEPHONE: #  
CONTROL: #

TRIANGLE TECHNOLOGY-INDIANA  
THE ATRIUM 665 PHILADELPHIA ST.  
INDIANA 15761  
UNIT ID: 247621  
HIGHEST OFFERING: ASSOCIATES DEGREE  
ENROLLMENT: 15  
TUITION: \$9,168  
ROOM: #  
PROGRAMS: OCCUP, ACAD  
ACCREDITATION: NATTS

TELEPHONE: (412) 465-2010  
CONTROL: PROFIT MAKING

INSTITUTIONAL DATA NOT REPORTED

BOARD: #

(H) TRIANGLE TECH-DUBOIS  
BOX 551  
DUBOIS 15801  
UNIT ID: 216454  
HIGHEST OFFERING: ASSOCIATES DEGREE  
ENROLLMENT: 150 (32 F)  
TUITION: \$9,563  
ROOM: #  
PROGRAMS: OCCUP, ACAD  
ACCREDITATION: NATTS

TELEPHONE: (814) 371-2090  
CONTROL: PROFIT MAKING  
FICE: 029423  
BOARD: #

(H) TRINITY EPISCOPAL SCHOOL  
311 ELEVENTH STREET  
AMBRIDGE 15003  
UNIT ID: 216463  
HIGHEST OFFERING: MASTERS DEGREE  
(ALSO OFFERS FIRST-PROFESSIONAL)  
ENROLLMENT: 115 (24% F)  
NO DORMITORY  
PROGRAMS: ACAD, CONT PROF  
ACCREDITATION: THEOL

TELEPHONE: (412) 266-3838  
CONTROL: PROTESTANT  
FICE: 029542  
GRAD TUITION: \$2,532  
NO MEAL PLAN

(H) TRIANGLE TECH-ERIE  
2000 LIBERTY STREET  
ERIE 16502  
UNIT ID: 216427  
HIGHEST OFFERING: ASSOCIATES DEGREE  
ENROLLMENT: 150 (11% F)  
TUITION: \$9,123  
ROOM: #  
PROGRAMS: OCCUP, ACAD  
ACCREDITATION: NATTS

TELEPHONE: (814) 453-6016  
CONTROL: PROFIT MAKING  
FICE: 029201  
BOARD: #

UNIONTOWN HOSPITAL SCHOOL OF NURSING  
500 N BERKELEY STREET  
UNIONTOWN 15401  
UNIT ID: 216481  
HIGHEST OFFERING: TWO BUT LESS THAN FOUR YEARS  
ENROLLMENT: 72 (89% F)  
TUITION: \$4,247  
ROOM: \$480  
PROGRAMS: OCCUP, ACAD  
ACCREDITATION: DNUR

TELEPHONE: (412) 430-5340  
CONTROL: INDEP NONPROFIT  
NO MEAL PLAN

(H) TRIANGLE TECH-GREENSBURG  
BLANK SCHOOL ROAD  
GREENSBURG 15601  
UNIT ID: 216445  
HIGHEST OFFERING: ASSOCIATES DEGREE  
ENROLLMENT: 129 (2% F)  
TUITION: \$9,168  
ROOM: #  
PROGRAMS: OCCUP, ACAD  
ACCREDITATION: NATTS

TELEPHONE: (412) 832-1050  
CONTROL: PROFIT MAKING  
FICE: 029220  
BOARD: #

(H) UNITED WESLEYAN COLLEGE  
1414 EAST CEDAR STREET  
ALLENSTOWN 18103  
UNIT ID: 216490  
HIGHEST OFFERING: BACHELORS DEGREE  
ENROLLMENT: 186 (39% F)  
TUITION: \$4,690  
ROOM: \$1,040  
PROGRAMS: ACAD  
ACCREDITATION: MIDDLE STATES, BI

TELEPHONE: (215) 459-8709  
CONTROL: PROTESTANT  
FICE: 003261  
BOARD: \$1,440 (21)

(H) TRIANGLE TECH-PITTSBURGH  
1940 PERRYVILLE AVE  
PITTSBURGH 15214  
UNIT ID: 216436  
HIGHEST OFFERING: ASSOCIATES DEGREE  
ENROLLMENT: 343  
TUITION: \$9,168  
ROOM: #  
PROGRAMS: OCCUP, ACAD, CONT PROF  
ACCREDITATION: NATTS

TELEPHONE: (412) 359-1000  
CONTROL: PROFIT MAKING  
FICE: 029202  
BOARD: #

UNIVERSITY CENTER AT HARRISBURG  
2904 N. 2ND STREET  
HARRISBURG 17110  
UNIT ID: 216515  
HIGHEST OFFERING: BACHELORS DEGREE  
ENROLLMENT: #  
TUITION: \$1,440  
NO DORMITORY  
PROGRAMS: ACAD  
ACCREDITATION: #

TELEPHONE: (717) 238-9694  
CONTROL: #  
NO MEAL PLAN

## (H) UNIVERSITY OF PENNSYLVANIA

34TH AND SPRUCE STREET  
PHILADELPHIA 19104  
UNIT ID: 215062  
TELEPHONE: (215) 898-5000  
CONTROL: INDEP NONPROFIT  
HIGHEST OFFERING: DOCTORS DEGREE  
(ALSO OFFERS FIRST-PROFESSIONAL)  
ENROLLMENT: 21,742 (46% F) FICE: 003378  
UNDERGRAD TUITION: \$11,976 GRAD TUITION: \$12,600  
ROOM: \$2,677 BOARD: \$2,367 (15)  
PROGRAMS: ACAD, CONT PROF  
ACCREDITATION: MIDDLE STATES, ARCH, BUS, BUSA, CLPSY, DENT,  
ENG, ENGT, LAN, LSAR, MED, NUR, PPSY, TED, VET

## (H) UNIVERSITY OF SCRANTON

LINDEN AND MONROE  
SCRANTON 18510  
UNIT ID: 215929  
TELEPHONE: (717) 961-7400  
CONTROL: CATHOLIC  
HIGHEST OFFERING: POST-MASTERS CERTIFICATE  
ENROLLMENT: 4,789 (48% F) FICE: 003384  
UNDERGRAD TUITION: \$5,920 GRAD TUITION: \$6,080  
ROOM: \$1,620 BOARD: \$1,440 (14)  
PROGRAMS: ACAD, CONT PROF  
ACCREDITATION: MIDDLE STATES, NUR, PTA, TED

## (H) UNIVERSITY OF PITTSBURGH BRADFORD CAMPUS

CAMPUS DRIVE  
BRADFORD 16701  
UNIT ID: 215246  
TELEPHONE: (814) 362-3801  
CONTROL: PUBLIC  
HIGHEST OFFERING: BACHELORS DEGREE  
ENROLLMENT: 979 (53% F) FICE: 003380  
TUITION (IN-STATE): \$3,480  
ROOM: \$1,530 BOARD: \$1,480 (19)  
PROGRAMS: ACAD  
ACCREDITATION: #

## (H) URSINUS COLLEGE

OFFICE OF THE TREASURER  
COLLEGEVILLE 19426  
UNIT ID: 216524  
TELEPHONE: (215) 489-4111  
CONTROL: INDEP NONPROFIT  
HIGHEST OFFERING: POSTBACCALAUREATE CERTIFICATE  
ENROLLMENT: 2,293 (56% F) FICE: 003385  
UNDERGRAD TUITION: \$8,150 GRAD TUITION: #  
ROOM: \$1,360 BOARD: \$2,040 (20)  
PROGRAMS: ACAD  
ACCREDITATION: #

## (H) UNIVERSITY OF PITTSBURGH GREENSBURG CAMPUS

1150 MT PLEASANT RD  
GREENSBURG 15601  
UNIT ID: 215275  
TELEPHONE: (412) 837-7040  
CONTROL: PUBLIC  
HIGHEST OFFERING: BACHELORS DEGREE  
ENROLLMENT: 1,405 (45% F) FICE: 003381  
TUITION (IN-STATE): #  
ROOM: \$1,460 BOARD: \$720  
PROGRAMS: ACAD  
ACCREDITATION: #

## (H) VALLEY FORGE CHRISTIAN COLLEGE

CHARLESTOWN ROAD  
PHOENIXVILLE 19460  
UNIT ID: 216542  
TELEPHONE: (215) 935-0450  
CONTROL: PROTESTANT  
HIGHEST OFFERING: BACHELORS DEGREE  
ENROLLMENT: 477 (41% F) FICE: 003306  
TUITION: \$2,660  
ROOM: \$1,026 BOARD: \$1,208 (21)  
PROGRAMS: ACAD  
ACCREDITATION: #

## (H) UNIVERSITY OF PITTSBURGH JOHNSTOWN CAMPUS

450 SCHOOLHOUSE ROAD  
JOHNSTOWN 15904  
UNIT ID: 215284  
TELEPHONE: (814) 266-9661  
CONTROL: PUBLIC  
HIGHEST OFFERING: BACHELORS DEGREE  
ENROLLMENT: 3,215 (47% F) FICE: 003382  
TUITION (IN-STATE): \$3,430  
ROOM: \$1,592 BOARD: \$1,164 (19)  
PROGRAMS: ACAD  
ACCREDITATION: MIDDLE STATES, ENGT, RSTH, TED

## (H) VALLEY FORGE MILITARY JUNIOR COLLEGE

MAYNE 19087  
UNIT ID: 216551  
TELEPHONE: (215) 688-1800  
CONTROL: INDEP NONPROFIT  
HIGHEST OFFERING: ASSOCIATES DEGREE  
ENROLLMENT: 176 (8% F) FICE: 003386  
TUITION: \$8,035  
ROOM: \$3,845  
PROGRAMS: ACAD  
ACCREDITATION: #

## (H) UNIVERSITY OF PITTSBURGH MAIN CAMPUS

4200 FIFTH AVENUE  
PITTSBURGH 15260  
UNIT ID: 215293  
TELEPHONE: (412) 624-4141  
CONTROL: PUBLIC  
HIGHEST OFFERING: DOCTORS DEGREE  
(ALSO OFFERS FIRST-PROFESSIONAL)  
ENROLLMENT: 28,449 (49% F) FICE: 003379  
UNDERGRAD TUITION (IN-STATE): \$3,406 GRAD TUITION: \$4,202  
ROOM: \$1,828 BOARD: \$1,216 (19)  
PROGRAMS: ACAD, CONT PROF  
ACCREDITATION: MIDDLE STATES, AUD, BUS, CLPSY, DA, DENT, DH,  
DIET, ENG, HSA, IPSY, LAN, LIB, MED, PRA, NT, NUR,  
OT, PH, PHAR, PTA, SP, SH, TED

## (H) VILLA MARIA COLLEGE

2551 WEST LAKE ROAD  
ERIE 16505  
UNIT ID: 216588  
TELEPHONE: (814) 838-1966  
CONTROL: CATHOLIC  
HIGHEST OFFERING: MASTERS DEGREE  
ENROLLMENT: 505 (97% F) FICE: 003387  
UNDERGRAD TUITION: \$5,765 GRAD TUITION: \$3,600  
ROOM: \$1,200 BOARD: \$1,800 (21)  
PROGRAMS: ACAD  
ACCREDITATION: MIDDLE STATES, DIET, NUR, TED

## (H) UNIVERSITY OF PITTSBURGH TITUSVILLE CAMPUS

504 E MAIN STREET  
TITUSVILLE 16354  
UNIT ID: 215309  
TELEPHONE: (814) 827-2702  
CONTROL: PUBLIC  
HIGHEST OFFERING: ASSOCIATES DEGREE  
ENROLLMENT: 233 (46% F) FICE: 003383  
TUITION (IN-DISTRICT): \$3,360  
ROOM: \$1,660 BOARD: \$1,570 (19)  
PROGRAMS: ACAD  
ACCREDITATION: #

## (H) VILLANOVA UNIVERSITY

VILLANOVA 19085  
UNIT ID: 216597  
TELEPHONE: (215) 645-4500  
CONTROL: CATHOLIC  
HIGHEST OFFERING: DOCTORS DEGREE  
(ALSO OFFERS FIRST-PROFESSIONAL)  
ENROLLMENT: 12,525 (48% F) FICE: 003388  
UNDERGRAD TUITION: \$7,978 GRAD TUITION: \$1,901  
ROOM: # BOARD: #  
PROGRAMS: ACAD  
ACCREDITATION: MIDDLE STATES, BUS, BUSA, ENG, LAN, NUR



## (H) WASHINGTON AND JEFFERSON COLLEGE

WASHINGTON 15301  
 UNIT ID: 216667  
 HIGHEST OFFERING: MASTERS DEGREE  
 ENROLLMENT: 1,354 (42% F)  
 UNDERGRAD TUITION: \$8,940  
 ROOM: \$1,310  
 PROGRAMS: ACAD  
 ACCREDITATION: #

TELEPHONE: (412) 222-4400  
 CONTROL: INDEP NONPROFIT  
 FICE: 005389  
 GRAD TUITION: #  
 BOARD: \$1,380 (21)

## WELDER TRAINING &amp; TESTING INSTITUTE

439 N 11TH STREET  
 PHILADELPHIA 19123  
 UNIT ID: 216728  
 HIGHEST OFFERING: ASSOCIATES DEGREE  
 ENROLLMENT: #

TELEPHONE: (215) 765-7028  
 CONTROL: PROFIT MAKING

INSTITUTIONAL DATA NOT REPORTED

## WASHINGTON HOSPITAL SCHOOL OF NURSING

155 WILSON AVENUE  
 WASHINGTON 15301  
 UNIT ID: 216630  
 HIGHEST OFFERING: TWO BUT LESS THAN FOUR YEARS  
 ENROLLMENT: 87 (90% F)  
 TUITION: \$3,529  
 NO DORMITORY  
 PROGRAMS: OCCUP, ACAD  
 ACCREDITATION: DNUR

TELEPHONE: (412) 223-3167  
 CONTROL: INDEP NONPROFIT

NO MEAL PLAN

## WELDER TRAINING &amp; TESTING INSTITUTE

230 JOHNSON ST  
 MILKES-BARRE 18702  
 UNIT ID: 216755  
 HIGHEST OFFERING: ASSOCIATES DEGREE  
 ENROLLMENT: 41 (10% F)  
 TUITION: \$5,060  
 ROOM: #  
 PROGRAMS: OCCUP  
 ACCREDITATION: NATTS

TELEPHONE: (717) 829-5750  
 CONTROL: PROFIT MAKING

BOARD: #

## WASHINGTON HOSPITAL SCHOOL OF RADIOGRAPHY

155 WILSON AVENUE  
 WASHINGTON 15301  
 UNIT ID: 216649  
 HIGHEST OFFERING: TWO BUT LESS THAN FOUR YEARS  
 ENROLLMENT: 17 (76% F)  
 TUITION: \$750  
 ROOM: \$1,380  
 PROGRAMS: OCCUP, ACAD  
 ACCREDITATION: RAD

TELEPHONE: (412) 223-3525  
 CONTROL: INDEP NONPROFIT

NO MEAL PLAN

## WELDER TRAINING AND TESTING INSTITUTE

729 EAST HIGHLAND STREET  
 ALLENTOWN 18103  
 UNIT ID: 216746  
 HIGHEST OFFERING: ASSOCIATES DEGREE  
 ENROLLMENT: 139  
 TUITION: \$5,135  
 ROOM: #  
 PROGRAMS: OCCUP  
 ACCREDITATION: NATTS

TELEPHONE: (215) 437-9720  
 CONTROL: PROFIT MAKING

BOARD: #

## WASHINGTON INSTITUTE OF TECHNOLOGY

82 SOUTH MAIN STREET  
 WASHINGTON 15301  
 UNIT ID: 216658  
 HIGHEST OFFERING: ASSOCIATES DEGREE  
 ENROLLMENT: 143  
 TUITION: \$9,502  
 ROOM: #  
 PROGRAMS: OCCUP, ACAD  
 ACCREDITATION: NATTS

TELEPHONE: (412) 222-1942  
 CONTROL: PROFIT MAKING

BOARD: #

## (H) WEST CHESTER UNIVERSITY OF PENNSYLVANIA

UNIVERSITY AVE & HIGH ST  
 WEST CHESTER 19383  
 UNIT ID: 216764  
 HIGHEST OFFERING: MASTERS DEGREE  
 ENROLLMENT: 10,498 (59% F)  
 UNDERGRAD TUITION (IN-STATE): \$1,985  
 ROOM: \$1,496  
 PROGRAMS: ACAD  
 ACCREDITATION: MIDDLE STATES, MUS, NUR, SH, TED

TELEPHONE: (215) 436-1000  
 CONTROL: PUBLIC

FICE: 003328  
 GRAD TUITION: \$1,897  
 BOARD: \$712 (19)

## (H) WAYNESBURG COLLEGE

51 WEST COLLEGE ST  
 WAYNESBURG 15370  
 UNIT ID: 216694  
 HIGHEST OFFERING: MASTERS DEGREE  
 ENROLLMENT: 936 (54% F)  
 UNDERGRAD TUITION: \$6,138  
 ROOM: \$1,300  
 PROGRAMS: ACAD, CONT PROF  
 ACCREDITATION: #

TELEPHONE: (412) 627-8191  
 CONTROL: PROTESTANT

FICE: 003391  
 GRAD TUITION: \$5,420  
 BOARD: \$1,360 (21)

## WESTERN PENNSYLVANIA HOSP SCH OF NURSING

4900 FRIENDSHIP AVENUE  
 PITTSBURGH 15224  
 UNIT ID: 216773  
 HIGHEST OFFERING: TWO BUT LESS THAN FOUR YEARS  
 ENROLLMENT: 150 (95% F)  
 TUITION: \$4,516  
 ROOM: \$945  
 PROGRAMS: OCCUP, ACAD  
 ACCREDITATION: DNUR

TELEPHONE: (412) 578-5533  
 CONTROL: INDEP NONPROFIT

NO MEAL PLAN

## WELDER TRAINING TESTING INSTITUTE

BROWN STREET PA AVE  
 SELINGROVE 17870  
 UNIT ID: 216700  
 HIGHEST OFFERING: ASSOCIATES DEGREE  
 ENROLLMENT: 37  
 TUITION: \$3,390  
 ROOM: #  
 PROGRAMS: OCCUP, ACAD, CONT PROF, REC  
 ACCREDITATION: NATTS

TELEPHONE: (717) 743-5500  
 CONTROL: PROFIT MAKING

BOARD: #

## (H) WESTMINSTER COLLEGE

NEW WILMINGTON 16142  
 UNIT ID: 216807  
 HIGHEST OFFERING: MASTERS DEGREE  
 ENROLLMENT: 1,306 (53% F)  
 UNDERGRAD TUITION: \$7,090  
 ROOM: \$1,090  
 PROGRAMS: ACAD  
 ACCREDITATION: MIDDLE STATES, MUS

TELEPHONE: (412) 946-8761  
 CONTROL: PROTESTANT

FICE: 003392  
 GRAD TUITION: \$4,254  
 BOARD: \$1,240 (21)

**(H) WESTMINSTER THEOLOGICAL SEMINARY**

P O BOX 27009  
 PHILADELPHIA 19118  
 UNIT ID: 216816  
 HIGHEST OFFERING: DOCTORS DEGREE  
 (ALSO OFFERS FIRST-PROFESSIONAL)  
 ENROLLMENT: 534 (7% F)  
 ROOM: #  
 PROGRAMS: ACAD  
 ACCREDITATION: #

TELEPHONE: (215) 887-5511  
 CONTROL: INDEP NONPROFIT  
 FICE: 003393  
 GRAD TUITION: #  
 BOARD: \$1,350 (18)

**(H) WILLIAMSON FREE SCHOOL**

ROUTE 352 S OF RTE 1  
 MEDIA 19063  
 UNIT ID: 216940  
 HIGHEST OFFERING: TWO BUT LESS THAN FOUR YEARS  
 ENROLLMENT: #  
 TUITION: \$0  
 ROOM: #  
 PROGRAMS: ACAD  
 ACCREDITATION: NATTS

TELEPHONE: (215) 566-1776  
 CONTROL: INDEP NONPROFIT  
 FICE: 029381  
 BOARD: #

**(H) WESTMORELAND COUNTY COMMUNITY COLLEGE**

YOUNGHOOD 15697  
 UNIT ID: 216825  
 HIGHEST OFFERING: ASSOCIATES DEGREE  
 ENROLLMENT: 3,595 (43% F)  
 TUITION (IN-DISTRICT): \$834  
 NO DORMITORY  
 PROGRAMS: OCCUP, ACAD, CONT PROF, AD BASIC  
 ACCREDITATION: MIDDLE STATES, ADNUR, DIET, DNUR

TELEPHONE: (412) 925-4000  
 CONTROL: PUBLIC  
 FICE: 010176  
 NO MEAL PLAN

**(H) WILLIAMSPORT AREA COMMUNITY COLLEGE**

1005 M 3RD ST  
 WILLIAMSPORT 17701  
 UNIT ID: 216959  
 HIGHEST OFFERING: ASSOCIATES DEGREE  
 ENROLLMENT: 3,357 (40% F)  
 TUITION (IN-DISTRICT): \$1,575  
 NO DORMITORY  
 PROGRAMS: OCCUP, ACAD  
 ACCREDITATION: MIDDLE STATES, DA, DH, DIET, DNUR, OT, RAD

TELEPHONE: (717) 326-3761  
 CONTROL: PUBLIC  
 FICE: 003395  
 BOARD: \$200

**(H) WESTMORELAND LATROBE HOSPITAL SCHOOL OF ANESTHESIA**

532 W PITTSBURGH ST  
 GREENSBURG 15601  
 UNIT ID: 216834  
 HIGHEST OFFERING: TWO BUT LESS THAN FOUR YEARS  
 ENROLLMENT: 12 (17% F)  
 TUITION: \$0  
 NO DORMITORY  
 PROGRAMS: OCCUP, ACAD  
 ACCREDITATION: #

TELEPHONE: (412) 832-4144  
 CONTROL: #  
 NO MEAL PLAN

**(H) WILLIAMSPORT SCHOOL OF COMMERCE**

941 W 3RD STREET  
 WILLIAMSPORT 17701  
 UNIT ID: 216986  
 HIGHEST OFFERING: ASSOCIATES DEGREE  
 ENROLLMENT: 150 (94% F)  
 TUITION: \$6,215  
 ROOM: #  
 PROGRAMS: OCCUP  
 ACCREDITATION: #

TELEPHONE: (717) 326-2869  
 CONTROL: PROFIT MAKING  
 BOARD: #

**(H) WIDENER UNIVERSITY PENNSYLVANIA CAMPUS**

14TH & CHESTNUT  
 CHESTER 19013  
 UNIT ID: 216852  
 HIGHEST OFFERING: DOCTORS DEGREE  
 ENROLLMENT: 5,163 (49% F)  
 UNDERGRAD TUITION: \$7,650  
 ROOM: \$1,740  
 PROGRAMS: ACAD  
 ACCREDITATION: MIDDLE STATES, ENGT, NSA, NUR, SH

TELEPHONE: (215) 499-4000  
 CONTROL: INDEP NONPROFIT  
 FICE: 003313  
 GRAD TUITION: \$2,499  
 BOARD: \$1,700 (19)

**(H) WILSON COLLEGE**

1015 PHILADELPHIA AVE  
 CHAMBERSBURG 17201-1205  
 UNIT ID: 217013  
 HIGHEST OFFERING: BACHELORS DEGREE  
 ENROLLMENT: 441 (80% F)  
 TUITION: \$8,236  
 ROOM: \$1,051  
 PROGRAMS: ACAD  
 ACCREDITATION: MIDDLE STATES, ADVET

TELEPHONE: (717) 264-4141  
 CONTROL: PROTESTANT  
 FICE: 003396  
 BOARD: \$1,763 (21)

**(H) WILKES BARRE GENERAL HOSPITAL**

NORTH RIVER AND AUBURN  
 WILKES-BARRE 18764  
 UNIT ID: 216922  
 HIGHEST OFFERING: TWO BUT LESS THAN FOUR YEARS  
 ENROLLMENT: 22

TELEPHONE: #  
 CONTROL: INDEP NONPROFIT

**(H) YESHIVATH BETH MOSHE**

930 HICKORY ST  
 SCRANTON 18505  
 UNIT ID: 217040  
 HIGHEST OFFERING: #  
 ENROLLMENT: #

TELEPHONE: (717) 346-1747  
 CONTROL: #  
 FICE: 013134

INSTITUTIONAL DATA NOT REPORTED

INSTITUTIONAL DATA NOT REPORTED

**(H) WILKES COLLEGE**

184 SOUTH RIVER STREET  
 WILKES-BARRE 18766  
 UNIT ID: 216931  
 HIGHEST OFFERING: MASTERS DEGREE  
 ENROLLMENT: 3,380 (51% F)  
 UNDERGRAD TUITION: \$6,795  
 ROOM: \$1,840  
 PROGRAMS: ACAD, CONT PROF  
 ACCREDITATION: MIDDLE STATES, ENGT, NUR

TELEPHONE: (717) 824-4651  
 CONTROL: INDEP NONPROFIT  
 FICE: 003394  
 GRAD TUITION: \$4,752  
 BOARD: \$1,320 (7)

**(H) YORK COLLEGE PENNSYLVANIA**

COUNTRY CLUB ROAD  
 YORK 17405  
 UNIT ID: 217059  
 HIGHEST OFFERING: MASTERS DEGREE  
 ENROLLMENT: 4,633 (59% F)  
 UNDERGRAD TUITION: \$5,576  
 ROOM: \$1,116  
 PROGRAMS: ACAD, REC  
 ACCREDITATION: MIDDLE STATES, BUS, HRA, MT, NUR, RSTH, RSTHT

TELEPHONE: (717) 731-7800  
 CONTROL: INDEP NONPROFIT  
 FICE: 003399  
 GRAD TUITION: #  
 BOARD: \$1,192 (19)

YORK HOSPITAL  
1001 S GEORGE ST  
YORK 17405  
UNIT ID: 217048  
HIGHEST OFFERING: TWO BUT LESS THAN FOUR YEARS  
ENROLLMENT: #

TELEPHONE: #  
CONTROL: INDEP NONPROFIT

INSTITUTIONAL DATA NOT REPORTED

(H) BRONN UNIVERSITY  
PROSPECT ST  
PROVIDENCE 02912  
UNIT ID: 217156  
HIGHEST OFFERING: DOCTORS DEGREE  
(ALSO OFFERS FIRST-PROFESSIONAL)  
ENROLLMENT: 7,357 (47% F)  
UNDERGRAD TUITION: \$13,070  
ROOM: \$2,300  
PROGRAMS: ACAD  
ACCREDITATION: NEW ENGLAND.ENG.IPSY.MED

TELEPHONE: (401) 865-1000  
CONTROL: INDEP NONPROFIT  
FICE: 003401  
GRAD TUITION: \$13,000  
BOARD: \$1,695 (20)

YORKTOWN BUSINESS INSTITUTE  
WEST SEVENTH AVENUE  
YORK 17404  
UNIT ID: 217086  
HIGHEST OFFERING: ASSOCIATES DEGREE  
ENROLLMENT: 263  
TUITION: \$5,585  
ROOM: #  
PROGRAMS: OCCUP.ACAD  
ACCREDITATION: #

TELEPHONE: (717) 767-5386  
CONTROL: PROFIT MAKING

BOARD: #

(H) BRYANT COLLEGE OF BUSINESS ADMINISTRATION  
450 DOUGLAS PIKE  
SMITHFIELD 02917-1284  
UNIT ID: 217165  
HIGHEST OFFERING: POST-MASTERS CERTIFICATE  
ENROLLMENT: 4,072 (50% F)  
UNDERGRAD TUITION: \$6,625  
ROOM: \$2,060  
PROGRAMS: ACAD,CONT PROF  
ACCREDITATION: #

TELEPHONE: (401) 232-6000  
CONTROL: INDEP NONPROFIT  
FICE: 003402  
GRAD TUITION: \$1,200  
BOARD: \$1,865 (19)

(H) COMMUNITY COLLEGE OF RHODE ISLAND  
400 EAST AVENUE  
WARWICK 02886  
UNIT ID: 217475  
HIGHEST OFFERING: ASSOCIATES DEGREE  
ENROLLMENT: 13,096 (62% F)  
TUITION (IN-DISTRICT): \$900  
NO DORMITORY  
PROGRAMS: OCCUP.ACAD,CONT PROF,AD BASIC  
ACCREDITATION: NEW ENGLAND.ADNUR.DA.MLTC.PNUR.RAD

TELEPHONE: (401) 825-1000  
CONTROL: PUBLIC  
FICE: 003408

(H) JOHNSON AND WALES COLLEGE  
ABBOTT PARK PLACE  
PROVIDENCE 02903-3376  
UNIT ID: 217255  
HIGHEST OFFERING: MASTERS DEGREE  
ENROLLMENT: 6,084 (52% F)  
UNDERGRAD TUITION: \$6,285  
ROOM: \$1,446  
PROGRAMS: ACAD  
ACCREDITATION: #

TELEPHONE: (401) 456-1000  
CONTROL: INDEP NONPROFIT  
FICE: 003404  
GRAD TUITION: \$3,900  
BOARD: \$1,350 (12)

(H) NEW ENGLAND INSTITUTE OF TECHNOLOGY  
2500 POST RD  
WARWICK 02886  
UNIT ID: 217305  
HIGHEST OFFERING: BACHELORS DEGREE  
ENROLLMENT: 1,585 (14% F)  
TUITION: \$5,655  
NO DORMITORY  
PROGRAMS: ACAD  
ACCREDITATION: #

TELEPHONE: (401) 467-7744  
CONTROL: INDEP NONPROFIT  
FICE: 007845  
NO MEAL PLAN

NEWPORT HOSPITAL SCHOOL OF NURSING  
FRIENDSHIP STREET  
NEWPORT 02840  
UNIT ID: 217332  
HIGHEST OFFERING: TWO BUT LESS THAN FOUR YEARS  
ENROLLMENT: 63 (95% F)  
TUITION: \$5,660  
ROOM: \$1,700  
PROGRAMS: ACAD  
ACCREDITATION: DNUR

TELEPHONE: (401) 846-6400  
CONTROL: INDEP NONPROFIT  
NO MEAL PLAN

**OHIO VALLEY GENERAL HOSPITAL SCHOOL OF X-RAY TECHN**

2000 EDFF STREET  
 WHEELING 26003 TELEPHONE: (304) 234-0422  
 UNIT ID: 237659 CONTROL: PUBLIC  
 HIGHEST OFFERING: TWO BUT LESS THAN FOUR YEARS  
 ENROLLMENT: \*  
 TUITION (IN-DISTRICT): 9540  
 NO DORMITORY NO MEAL PLAN  
 PROGRAMS: ACAD  
 ACCREDITATION: RAD

**(H) SALEM COLLEGE MAIN CAMPUS**

223 WEST MAIN STREET  
 SALEM 26426 TELEPHONE: (301) 782-5389  
 UNIT ID: 237785 CONTROL: INDEP NONPROFIT  
 HIGHEST OFFERING: MASTERS DEGREE  
 ENROLLMENT: 604 (48% F) FICE: 005820  
 UNDERGRAD TUITION: 35,750 GRAD TUITION: 81,170  
 ROOM: \$1,400 BOARD: \$1,800 (20)  
 PROGRAMS: OCCUP, ACAD, CONT PROF  
 ACCREDITATION: \*

**(H) PARKERSBURG COMMUNITY COLLEGE**

ROUTE 5 BOX 167A  
 PARKERSBURG 26101 TELEPHONE: (304) 424-0000  
 UNIT ID: 237686 CONTROL: PUBLIC  
 HIGHEST OFFERING: ASSOCIATES DEGREE  
 ENROLLMENT: 8,134 (62% F) FICE: 005828  
 TUITION (IN-DISTRICT): 6300  
 NO DORMITORY NO MEAL PLAN  
 PROGRAMS: OCCUP, ACAD, CONT PROF, REC, AD BASIC  
 ACCREDITATION: NORTH CENTRAL, ADNUR

**(H) SHEPHERD COLLEGE**

SHEPHERDSTOWN 25443 TELEPHONE: (304) 876-2511  
 UNIT ID: 237792 CONTROL: PUBLIC  
 HIGHEST OFFERING: BACHELORS DEGREE  
 ENROLLMENT: 3,853 (62% F) FICE: 003822  
 TUITION (IN-STATE): 9930  
 ROOM: \$1,190 BOARD: \$1,440 (19)  
 PROGRAMS: OCCUP, ACAD, CONT PROF, REC, AD BASIC  
 ACCREDITATION: NORTH CENTRAL, ADNUR, SM, TED

**(H) POTOMAC STATE COLLEGE OF WEST VIRGINIA UNIVERSITY**

FORT AVENUE  
 KEYSER 26726 TELEPHONE: (304) 788-3011  
 UNIT ID: 237781 CONTROL: PUBLIC  
 HIGHEST OFFERING: ASSOCIATES DEGREE  
 ENROLLMENT: 1,040 (49% F) FICE: 003829  
 TUITION (IN-DISTRICT): 9934  
 ROOM: \$924 BOARD: \$1,310 (19)  
 PROGRAMS: ACAD  
 ACCREDITATION: \*

**(H) SOUTHERN WEST VIRGINIA COMMUNITY COLLEGE**

BOX 2900  
 LOGAN 25601 TELEPHONE: (304) 752-5900  
 UNIT ID: 237817 CONTROL: PUBLIC  
 HIGHEST OFFERING: ASSOCIATES DEGREE  
 ENROLLMENT: 2,618 (75% F) FICE: 003816  
 TUITION (IN-DISTRICT): \$600  
 NO DORMITORY NO MEAL PLAN  
 PROGRAMS: OCCUP, ACAD, REC, AD BASIC  
 ACCREDITATION: \*

**RALEIGH COUNTY VOCATIONAL-TECHNICAL CENTER**

410-1/2 STANAFORD ROAD  
 BECKLEY 25801 TELEPHONE: (304) 256-4615  
 UNIT ID: 237729 CONTROL: PUBLIC  
 HIGHEST OFFERING: TWO BUT LESS THAN FOUR YEARS  
 ENROLLMENT: 112 (36% F)  
 TUITION (IN-DISTRICT): 9900  
 NO DORMITORY NO MEAL PLAN  
 PROGRAMS: OCCUP  
 ACCREDITATION: \*

**UNITED HOSPITAL CENTER SCHOOL OF RADIOLOGIC TECHN**

3 HOSPITAL PLAZA  
 CLARKSBURG 26301 TELEPHONE: (304) 624-2121  
 UNIT ID: 237835 CONTROL: INDEP NONPROFIT  
 HIGHEST OFFERING: TWO BUT LESS THAN FOUR YEARS  
 ENROLLMENT: 14 (86% F)  
 TUITION: \$750  
 NO DORMITORY NO MEAL PLAN  
 PROGRAMS: OCCUP, ACAD, CONT PROF  
 ACCREDITATION: RAD

**SAINT MARYS HOSPITAL SCHOOL OF NURSING**

2900 FIRST AVE  
 HUNTINGTON 25702 TELEPHONE: (304) 524-1415  
 UNIT ID: 237808 CONTROL: CATHOLIC  
 HIGHEST OFFERING: TWO BUT LESS THAN FOUR YEARS  
 ENROLLMENT: 160 (92% F)  
 TUITION: 85,000  
 ROOM: \$1,200 NO MEAL PLAN  
 PROGRAMS: ACAD  
 ACCREDITATION: DNUR

**(H) UNIVERSITY OF CHARLESTON**

2300 MACCORKLE AVENUE S E  
 CHARLESTON 25304 TELEPHONE: (304) 357-4800  
 UNIT ID: 237512 CONTROL: INDEP NONPROFIT  
 HIGHEST OFFERING: MASTERS DEGREE  
 ENROLLMENT: \* FICE: 005818  
 UNDERGRAD TUITION: 86,200 GRAD TUITION: 35,000  
 ROOM: 85,500 BOARD: \$1,400 (20)  
 PROGRAMS: ACAD  
 ACCREDITATION: \*

**(H) SALEM COLLEGE CLARKSBURG**

NORTH SIXTH STREET  
 CLARKSBURG 26301 TELEPHONE: (999) 782-5011  
 UNIT ID: 237774 CONTROL: INDEP NONPROFIT  
 HIGHEST OFFERING: TWO BUT LESS THAN FOUR YEARS  
 ENROLLMENT: 257 (71% F) FICE: 003821  
 TUITION: 82,875  
 ROOM: \$1,400 BOARD: \$1,800 (20)  
 PROGRAMS: OCCUP, ACAD, CONT PROF  
 ACCREDITATION: \*

**VALLEY AERO**

P O BOX 748  
 MARTINSBURG 25401 TELEPHONE: (304) 263-9957  
 UNIT ID: 237853 CONTROL: PROFIT MAKING  
 HIGHEST OFFERING: ASSOCIATES DEGREE  
 ENROLLMENT: \*

INSTITUTIONAL DATA NOT REPORTED



*Time for the Month*

VII H

*of December, 1992*

10 Dec 92  
 Admin Lv, 2:30 hours  
 (Early dismissal - snow)

AL-S/L LOOP

NAMES		1	2	3	4	5	6	7	8	9	10	11	12	13	14	15	16	17	18	19	20	21	22	23	24	25	26	27	28	29	30	31	Total Time	Rate	AMOUNT		
																																		p. day	\$	Cts	
AL-S/L LOOP		8	8	8	8	8	8	8	8	8	8	8	8	8	8	8	8	8	8	8	8	8	8	8	8	8	8	8	8	8	8	8	8	8	8	8	8



# Time for the Month

24  
*Madison*  
 25  
 26  
 27  
 28  
 29  
 30  
 31  
 January 1994

NAMES	10-01121-1																															Total time	Rate p. day	AMOUNT \$	Cu
	1	2	3	4	5	6	7	8	9	10	11	12	13	14	15	16	17	18	19	20	21	22	23	24	25	26	27	28	29	30	31				
19 Jan 94	8	8	8	8	8	8	8	8	8	8	8	8	8	8	8	8	8	8	8	8	8	8	8	8	8	8	8	8	8	8	8	8	8		
Admin Lv beginning at 1445 hours for first and second shift (Early dismissal - snow), Admin Lv, 8 hours for third shift (Closed - snow)																																			
20 Jan 94	8	8	8	8	8	8	8	8	8	8	8	8	8	8	8	8	8	8	8	8	8	8	8	8	8	8	8	8	8	8	8	8	8		
Admin Lv, 2 hours (Delayed opening - snow)																																			
28 Jan 94	8	8	8	8	8	8	8	8	8	8	8	8	8	8	8	8	8	8	8	8	8	8	8	8	8	8	8	8	8	8	8	8	8		
Admin Lv, 2 hours (Delayed opening - snow)																																			

A/L, S/L, L/LOOP



From: Thu, 20 Jan 94 12:58:13 EST  
To: Alkybe@letterkenn-emhl.army.mil  
Cc: l-1@letterkenn-emhl.army.mil  
Subject: alkybe@letterkenn-emhl.army.mil  
Subject: Excused Absence Due to Emergency Conditions

All first and second shift employees (except mission essential personnel) were dismissed at 1445 hours on January 19, 1994. That portion of their tour of duty that extended beyond 1445 hours should be charged to excused absence. Any first and second shift employee who was on leave when notice of early dismissal was received, will be charged leave for the remainder of the shift.

Third shift was cancelled for all personnel, except mission essential, on January 19, 1994. All third shift employees were granted excused absence, regardless of their leave or duty status on this day.

First shift operations were delayed for two hours on January 20, 1994 for all personnel except mission essential. All first shift employees that reported for work are entitled to two hours of excused absence. Employees who are on leave (AL, SL) for the entire day are charged with eight hours of leave.

Released by:

[REDACTED]  
Chief, Employee Relations  
and Training Division

00

# Time for the Month of February 1994

16-4123-1

NAMES	APPROXIMATE WORKING HOURS													Total time	Rate p. day	AMOUNT																					
	1	2	3	4	5	6	7	8	9	10	11	12	13			14	15	16	17	18	19	20	21	22	23	24	25	26	27	28	29	30	31	\$	Cts		
11 Feb 94	8	8	8	8	8	8	8	8	8	8	8	8	8	8	8	8	8	8	8	8	8	8	8	8	8	8	8	8	8	8	8	8	8	8			
Admin Lv, 2 hours (Delayed opening - snow)																																					
23 Feb 94	8	8	8	8	8	8	8	8	8	8	8	8	8	8	8	8	8	8	8	8	8	8	8	8	8	8	8	8	8	8	8	8	8	8	8		
Admin Lv, 2 hours (Delayed opening - snow)																																					

A/L, S/L, A-100P

*Time for the Month of March 1994*

16-6123-1

NAMES		1	2	3	4	5	6	7	8	9	10	11	12	13	14	15	16	17	18	19	20	21	22	23	24	25	26	27	28	29	30	31	Total time	Rate p. day	AMOUNT \$	Cls			
		8	8	8	8	8	8	8	8	8	8	8	8	8	8	8	8	8	8	8	8	8	8	8	8	8	8	8	8	8	8	8	8	8	8	8			
		8	8	8	8	8	8	8	8	8	8	8	8	8	8	8	8	8	8	8	8	8	8	8	8	8	8	8	8	8	8	8	8	8	8	8	8		
		8	8	8	8	8	8	8	8	8	8	8	8	8	8	8	8	8	8	8	8	8	8	8	8	8	8	8	8	8	8	8	8	8	8	8	8		
		8	8	8	8	8	8	8	8	8	8	8	8	8	8	8	8	8	8	8	8	8	8	8	8	8	8	8	8	8	8	8	8	8	8	8	8		
		8	8	8	8	8	8	8	8	8	8	8	8	8	8	8	8	8	8	8	8	8	8	8	8	8	8	8	8	8	8	8	8	8	8	8	8		
		8	8	8	8	8	8	8	8	8	8	8	8	8	8	8	8	8	8	8	8	8	8	8	8	8	8	8	8	8	8	8	8	8	8	8	8		
		8	8	8	8	8	8	8	8	8	8	8	8	8	8	8	8	8	8	8	8	8	8	8	8	8	8	8	8	8	8	8	8	8	8	8	8		
		8	8	8	8	8	8	8	8	8	8	8	8	8	8	8	8	8	8	8	8	8	8	8	8	8	8	8	8	8	8	8	8	8	8	8	8		
		8	8	8	8	8	8	8	8	8	8	8	8	8	8	8	8	8	8	8	8	8	8	8	8	8	8	8	8	8	8	8	8	8	8	8	8		
		8	8	8	8	8	8	8	8	8	8	8	8	8	8	8	8	8	8	8	8	8	8	8	8	8	8	8	8	8	8	8	8	8	8	8	8		
		8	8	8	8	8	8	8	8	8	8	8	8	8	8	8	8	8	8	8	8	8	8	8	8	8	8	8	8	8	8	8	8	8	8	8	8		
		8	8	8	8	8	8	8	8	8	8	8	8	8	8	8	8	8	8	8	8	8	8	8	8	8	8	8	8	8	8	8	8	8	8	8	8		
		8	8	8	8	8	8	8	8	8	8	8	8	8	8	8	8	8	8	8	8	8	8	8	8	8	8	8	8	8	8	8	8	8	8	8	8		
		8	8	8	8	8	8	8	8	8	8	8	8	8	8	8	8	8	8	8	8	8	8	8	8	8	8	8	8	8	8	8	8	8	8	8	8		
		8	8	8	8	8	8	8	8	8	8	8	8	8	8	8	8	8	8	8	8	8	8	8	8	8	8	8	8	8	8	8	8	8	8	8	8		
		8	8	8	8	8	8	8	8	8	8	8	8	8	8	8	8	8	8	8	8	8	8	8	8	8	8	8	8	8	8	8	8	8	8	8	8		

3 Mar 94  
Admin Lv, up to three hours  
(Closed until 0900 - snow)

A/L S/L L100P

Date: Fri, 11 Mar 94 9:14:36 EST  
From: Ddlpd@letterkenn-emhl.army.mil  
To: ddlpe@letterkenn-emhl.army.mil, ddlpq@letterkenn-emhl.army.mil,  
ddlps@letterkenn-emhl.army.mil, ddlpt@letterkenn-emhl.army.mil,  
ddlps@letterkenn-emhl.army.mil, ddlpv@letterkenn-emhl.army.mil,  
ddlpv@letterkenn-emhl.army.mil, ddlpv@letterkenn-emhl.army.mil,  
ddlpv@letterkenn-emhl.army.mil, ddlpv@letterkenn-emhl.army.mil,  
ddlpv@letterkenn-emhl.army.mil, ddlpv@letterkenn-emhl.army.mil  
cc: ddlpd@letterkenn-emhl.army.mil  
Subject: Snow Day 3 Mar 94

3-11-94

TO: ALL DIVISIONS

Please disseminate the following information to all your timekeepers as soon as possible today so they may update their TALE records accordingly.

Because the depot "closed" Thursday, 3 Mar, until 0900, anyone on annual, comp time, LWOP, or sick leave that day will receive administrative leave (Code AC) from their normal tour of duty start time until 0900. Maximum amount of administrative leave allowed is 3 hours.

1st example: Person who normally starts work at 0600 will receive 3 hours admin. leave and 5 hours annual or sick leave.

2nd example: Person who normally starts work at 0730 will receive 1 1/2 hours admin. leave and 6 1/2 hours annual or sick leave.

If a timekeeper is not available to make these changes, the certifying supervisor will have to make the change himself/herself before he/she certifies the TALE record.

Thank you.

//signed//  
LESLIE G. CARLOW  
LTC, USA  
Commander

S A Z R  
 E C I C  
 R T O P D  
 V I R S  
 V G T C  
 A I A I C S  
 C T C T T O S  
 T Y D E Y E D A

JQ	JQ	IS	PA	YORK	17403	F
JQ	JQ	XNCF	PA	YORK	17404	F
JQ	JQ	IP	PA	YORK	17404	F
JQ	JQ	PA	PA	YORK	17404	F
JQ	JQ	TS	PA	YORK	17404	F
JQ	JQ	ZO	PA	YORK	17404	F
JQ	JQ	TMM	PA	YORK	17404	F
JQ	JQ	IS	PA	YORK	17404	F
JQ	JQ	WET	PA	YORK	17404	F
JQ	JQ	RA	PA	YORK	17404	F
JQ	JQ	WIMH	PA	YORK HAVEN	17370	F
JQ	JQ	IP	PA	YORK HAVEN	17370	F
JQ	JQ	WIMH	PA	YORK HAVEN	17370	F
JQ	JQ	WIMJ	PA	YORK HAVEN	17370	F
JQ	JQ	KRB	PA	YORK HAVEN	17370	F
JQ	JQ	RA	PA	YORK SPRINGS	17372	F
JQ	JQ	I	PA	YORK SPRINGS	17372	F
JQ	JQ	KW	PA	YORK SPRINGS	17372	F
JQ	JQ	ZW	OO	00000000000000	00000	F
JQ	JQ	WIMR	OO	00000000000000	00000	F
JQ	KM	UM	PA	ALEXANDRIA	16611	F
JQ	KM	EB	PA	ASPERS	17304	F
JQ	KM	UP	PA	BEDFORD	15522	F
JQ	KM	SPM	PA	BENDERSVILLE	17306	F
JQ	KM	SA	WV	BERKELEY SPNG	25411	F
JQ	KM	UP	PA	BIGLERVILLE	17307	F
JQ	KM	UM	PA	BIGLERVILLE	17307	F
JQ	KM	ED	PA	BLAIRS MILLS	17213	F
JQ	KM	UM	PA	BLAIRS MILLS	17213	F
JQ	KM	EB	PA	BREEZEWOOD	15533	F
JQ	KM	S	PA	BREEZEWOOD	15533	F
JQ	KM	SA	PA	BROAD TOP CIT	16621	F
JQ	KM	EB	PA	CARLISLE	17013	F
JQ	KM	SS	PA	CARLISLE	17013	F
JQ	KM	UP	PA	CARLISLE	17013	F
JQ	KM	UP	PA	CHAMBERSBURG	17201	F
JQ	KM	SS	PA	CHAMBERSBURG	17201	F
JQ	KM	EB	PA	CHAMBERSBURG	17201	F
JQ	KM	ED	PA	CHAMBERSBURG	17201	F
JQ	KM	UP	PA	CHAMBERSBURG	17201	F
JQ	KM	UO	PA	CHAMBERSBURG	17201	F
JQ	KM	SS	PA	CHAMBERSBURG	17201	F
JQ	KM	V	PA	CHAMBERSBURG	17201	F
JQ	KM	UP	PA	CHAMBERSBURG	17201	F
JQ	KM	VR	PA	CHAMBERSBURG	17201	F
JQ	KM	EB	PA	CHAMBERSBURG	17201	F
JQ	KM	ED	PA	CHAMBERSBURG	17201	F

DEWISE DAVIS  
 DSN 911-8585  
 DDRE-EB

DDLP

Total population = 467  
 Chambersburg =  $171 \div 467 = 36.4\%$   
 Shippensburg =  $55 \div 467 = 11.8\%$   
 Fayetteville =  $32 \div 467 = 6.8\%$   
 56%

County  
 Franklin  
 Cumberland  
 Franklin

DDLP

Chambersburg  
 15  
 Franklin

10

S	A		Z	R
E	C		I	C
R	T	O	P	D
V	I	R		
	V	G	S	S
A	I		T	C
C	T	C	A	I
T	Y	D	T	T
			E	Y
			C	O
			D	D
			E	A
				T

JQ	KM	SB	PA	CHAMBERSBURG	17201	F
JQ	KM	SA	PA	CHAMBERSBURG	17201	F
JQ	KM	UO	PA	CHAMBERSBURG	17201	F
JQ	KM	UP	PA	CHAMBERSBURG	17201	F
JQ	KM	SB	PA	CHAMBERSBURG	17201	F
JQ	KM	SPP	PA	CHAMBERSBURG	17201	F
JQ	KM	UO	PA	CHAMBERSBURG	17201	F
JQ	KM	TF	PA	CHAMBERSBURG	17201	F
JQ	KM	XQ	PA	CHAMBERSBURG	17201	F
JQ	KM	SPM	PA	CHAMBERSBURG	17201	F
JQ	KM	U	PA	CHAMBERSBURG	17201	F
JQ	KM	SB	PA	CHAMBERSBURG	17201	F
JQ	KM	SW	PA	CHAMBERSBURG	17201	F
JQ	KM	SPP	PA	CHAMBERSBURG	17201	F
JQ	KM	TV	PA	CHAMBERSBURG	17201	F
JQ	KM	SPH	PA	CHAMBERSBURG	17201	F
JQ	KM	ED	PA	CHAMBERSBURG	17201	F
JQ	KM	EI	PA	CHAMBERSBURG	17201	F
JQ	KM	UP	PA	CHAMBERSBURG	17201	F
JQ	KM	EB	PA	CHAMBERSBURG	17201	F
JQ	KM	SA	PA	CHAMBERSBURG	17201	F
JQ	KM	SPP	PA	CHAMBERSBURG	17201	F
JQ	KM	EB	PA	CHAMBERSBURG	17201	F
JQ	KM	UP	PA	CHAMBERSBURG	17201	F
JQ	KM	SA	PA	CHAMBERSBURG	17201	F
JQ	KM	ED	PA	CHAMBERSBURG	17201	F
JQ	KM	SPM	PA	CHAMBERSBURG	17201	F
JQ	KM	XQ	PA	CHAMBERSBURG	17201	F
JQ	KM	SB	PA	CHAMBERSBURG	17201	F
JQ	KM	VS	PA	CHAMBERSBURG	17201	F
JQ	KM	SS	PA	CHAMBERSBURG	17201	F
JQ	KM	SPP	PA	CHAMBERSBURG	17201	F
JQ	KM	XQ	PA	CHAMBERSBURG	17201	F
JQ	KM	SS	PA	CHAMBERSBURG	17201	F
JQ	KM	UP	PA	CHAMBERSBURG	17201	F
JQ	KM	EB	PA	CHAMBERSBURG	17201	F
JQ	KM	SA	PA	CHAMBERSBURG	17201	F
JQ	KM	SPM	PA	CHAMBERSBURG	17201	F
JQ	KM	TV	PA	CHAMBERSBURG	17201	F
JQ	KM	UP	PA	CHAMBERSBURG	17201	F
JQ	KM	SH	PA	CHAMBERSBURG	17201	F
JQ	KM	SB	PA	CHAMBERSBURG	17201	F
JQ	KM	SH	PA	CHAMBERSBURG	17201	F
JQ	KM	SPH	PA	CHAMBERSBURG	17201	F
JQ	KM	SPP	PA	CHAMBERSBURG	17201	F
JQ	KM	ED	PA	CHAMBERSBURG	17201	F
JQ	KM	SB	PA	CHAMBERSBURG	17201	F

S E R V I C E T Y	A R T I C L E	D E S C R I P T I O N	S T A T E	C I T Y	Z I P	R C D
JQ	KM	SPH	PA	CHAMBERSBURG	17201	F
JQ	KM	TV	PA	CHAMBERSBURG	17201	F
JQ	KM	EB	PA	CHAMBERSBURG	17201	F
JQ	KM	SB	PA	CHAMBERSBURG	17201	F
JQ	KM	EB	PA	CHAMBERSBURG	17201	F
JQ	KM	SW	PA	CHAMBERSBURG	17201	F
JQ	KM	SA	PA	CHAMBERSBURG	17201	F
JQ	KM	UO	PA	CHAMBERSBURG	17201	F
JQ	KM	SW	PA	CHAMBERSBURG	17201	F
JQ	KM	SH	PA	CHAMBERSBURG	17201	F
JQ	KM	SPH	PA	CHAMBERSBURG	17201	F
JQ	KM	SPP	PA	CHAMBERSBURG	17201	F
JQ	KM	SS	PA	CHAMBERSBURG	17201	F
JQ	KM	UP	PA	CHAMBERSBURG	17201	F
JQ	KM	ED	PA	CHAMBERSBURG	17201	F
JQ	KM	UP	PA	CHAMBERSBURG	17201	F
JQ	KM	UD	PA	CHAMBERSBURG	17201	F
JQ	KM	SPP	PA	CHAMBERSBURG	17201	F
JQ	KM	UP	PA	CHAMBERSBURG	17201	F
JQ	KM	TS	PA	CHAMBERSBURG	17201	F
JQ	KM	SPH	PA	CHAMBERSBURG	17201	F
JQ	KM	SPM	PA	CHAMBERSBURG	17201	F
JQ	KM	UO	PA	CHAMBERSBURG	17201	F
JQ	KM	SP	PA	CHAMBERSBURG	17201	F
JQ	KM	SH	PA	CHAMBERSBURG	17201	F
JQ	KM	VR	PA	CHAMBERSBURG	17201	F
JQ	KM	SPM	PA	CHAMBERSBURG	17201	F
JQ	KM	VR	PA	CHAMBERSBURG	17201	F
JQ	KM	SPM	PA	CHAMBERSBURG	17201	F
JQ	KM	ED	PA	CHAMBERSBURG	17201	F
JQ	KM	EI	PA	CHAMBERSBURG	17201	F
JQ	KM	SPM	PA	CHAMBERSBURG	17201	F
JQ	KM	UO	PA	CHAMBERSBURG	17201	F
JQ	KM	UD	PA	CHAMBERSBURG	17201	F
JQ	KM	XA	PA	CHAMBERSBURG	17201	F
JQ	KM	UM	PA	CHAMBERSBURG	17201	F
JQ	KM	SPH	PA	CHAMBERSBURG	17201	F
JQ	KM	VR	PA	CHAMBERSBURG	17201	F
JQ	KM	EB	PA	CHAMBERSBURG	17201	F
JQ	KM	SA	PA	CHAMBERSBURG	17201	F
JQ	KM	SB	PA	CHAMBERSBURG	17201	F
JQ	KM	SH	PA	CHAMBERSBURG	17201	F
JQ	KM	SPP	PA	CHAMBERSBURG	17201	F
JQ	KM	S	PA	CHAMBERSBURG	17201	F
JQ	KM	SPP	PA	CHAMBERSBURG	17201	F
JQ	KM	UO	PA	CHAMBERSBURG	17201	F
JQ	KM	TV	PA	CHAMBERSBURG	17201	F

47

S E R V A C T T Y	A R T I C L E	O V E R S I G H T T Y	S T A T E	C O U N T Y	Z I P	R E C O R D
JQ	KM	SPH	PA	CHAMBERSBURG	17201	F
JQ	KM	TF	PA	CHAMBERSBURG	17201	F
JQ	KM	EB	PA	CHAMBERSBURG	17201	F
JQ	KM	ED	PA	CHAMBERSBURG	17201	F
JQ	KM	SH	PA	CHAMBERSBURG	17201	F
JQ	KM	SS	PA	CHAMBERSBURG	17201	F
JQ	KM	TF	PA	CHAMBERSBURG	17201	F
JQ	KM	TF	PA	CHAMBERSBURG	17201	F
JQ	KM	SPH	PA	CHAMBERSBURG	17201	F
JQ	KM	ED	PA	CHAMBERSBURG	17201	F
JQ	KM	SPH	PA	CHAMBERSBURG	17201	F
JQ	KM	SPH	PA	CHAMBERSBURG	17201	F
JQ	KM	UP	PA	CHAMBERSBURG	17201	F
JQ	KM	SA	PA	CHAMBERSBURG	17201	F
JQ	KM	SS	PA	CHAMBERSBURG	17201	F
JQ	KM	UD	PA	CHAMBERSBURG	17201	F
JQ	KM	SB	PA	CHAMBERSBURG	17201	F
JQ	KM	SPH	PA	CHAMBERSBURG	17201	F
JQ	KM	SA	PA	CHAMBERSBURG	17201	F
JQ	KM	SPM	PA	CHAMBERSBURG	17201	F
JQ	KM	UM	PA	CHAMBERSBURG	17201	F
JQ	KM	VR	PA	CHAMBERSBURG	17201	F
JQ	KM	D	PA	CHAMBERSBURG	17201	F
JQ	KM	X	PA	CHAMBERSBURG	17201	F
JQ	KM	EB	PA	CHAMBERSBURG	17201	F
JQ	KM	SB	PA	CHAMBERSBURG	17201	F
JQ	KM	UP	PA	CHAMBERSBURG	17201	F
JQ	KM	SS	PA	CHAMBERSBURG	17201	F
JQ	KM	SPP	PA	CHAMBERSBURG	17201	F
JQ	KM	SPP	PA	CHAMBERSBURG	17201	F
JQ	KM	D	PA	CHAMBERSBURG	17201	F
JQ	KM	UD	PA	CHAMBERSBURG	17201	F
JQ	KM	UP	PA	CHAMBERSBURG	17201	F
JQ	KM	XQ	PA	CHAMBERSBURG	17201	F
JQ	KM	SP	PA	CHAMBERSBURG	17201	F
JQ	KM	SW	PA	CHAMBERSBURG	17201	F
JQ	KM	TF	PA	CHAMBERSBURG	17201	F
JQ	KM	SH	PA	CHAMBERSBURG	17201	F
JQ	KM	UD	PA	CHAMBERSBURG	17201	F
JQ	KM	SPP	PA	CHAMBERSBURG	17201	F
JQ	KM	XQ	PA	CHAMBERSBURG	17201	F
JQ	KM	UD	PA	CHAMBERSBURG	17201	F
JQ	KM	SW	PA	CHAMBERSBURG	17201	F
JQ	KM	XA	PA	CHAMBERSBURG	17201	F
JQ	KM	SPP	PA	CHAMBERSBURG	17201	F
JQ	KM	ED	PA	CHAMBERSBURG	17201	F

117



S A Z R  
 E C I C  
 R T O P D  
 V I R S  
 V G T C C S  
 A I A I O T  
 C T C T T D A  
 T Y D E Y E T

JQ KM VS PA CHAMBERSBURG 17201 F  
 JQ KM D PA CHAMBERSBURG 17201 F  
 JQ KM SB PA CHAMBERSBURG 17201 F  
 JQ KM UD PA CHAMBERSBURG 17201 F  
 JQ KM EI PA CHAMBERSBURG 17201 F  
 JQ KM TF PA CHAMBERSBURG 17201 F  
 JQ KM UD PA CHAMBERSBURG 17201 F  
 JQ KM SPM PA CHAMBERSBURG 17201 F  
 JQ KM XQ PA CHAMBERSBURG 17201 F  
 JQ KM SPH PA CHAMBERSBURG 17201 F  
 JQ KM SPH PA CHAMBERSBURG 17201 F  
 JQ KM SPH PA CHAMBERSBURG 17201 F  
 JQ KM SPM PA CHAMBERSBURG 17201 F  
 JQ KM UP PA CHAMBERSBURG 17201 F  
 JQ KM TF PA CHAMBERSBURG 17201 F  
 JQ KM SB PA CHAMBERSBURG 17201 F  
 JQ KM UM PA CHAMBERSBURG 17201 F  
 JQ KM S PA CHAMBERSBURG 17201 F  
 JQ KM UO PA DOYLESBURG 17219 F  
 JQ KM SW PA DOYLESBURG 17219 F  
 JQ KM EB PA DOYLESBURG 17219 F  
 JQ KM EB PA DOYLESBURG 17219 F  
 JQ KM VS PA DRY RUN 17220 F  
 JQ KM EI PA DRY RUN 17220 F  
 JQ KM UM PA E WATERFORD 17021 F  
 JQ KM TF PA E WATERFORD 17021 F  
 JQ KM SW PA E WATERFORD 17021 F  
 JQ KM TV PA EVERETT 15537 F  
 JQ KM SPH PA EVERETT 15537 F  
 JQ KM SPH PA FAIRFIELD 17320 F  
 JQ KM UP PA FAIRFIELD 17320 F  
 JQ KM SA WV FALLINGWATERS 25419 F  
 JQ KM UD PA FAYETTEVILLE 17201 F  
 JQ KM EB PA FAYETTEVILLE 17222 F  
 JQ KM SB PA FAYETTEVILLE 17222 F  
 JQ KM SB PA FAYETTEVILLE 17222 F  
 JQ KM UP PA FAYETTEVILLE 17222 F  
 JQ KM SB PA FAYETTEVILLE 17222 F  
 JQ KM XA PA FAYETTEVILLE 17222 F  
 JQ KM XA PA FAYETTEVILLE 17222 F  
 JQ KM SB PA FAYETTEVILLE 17222 F  
 JQ KM TS PA FAYETTEVILLE 17222 F  
 JQ KM SPP PA FAYETTEVILLE 17222 F  
 JQ KM TS PA FAYETTEVILLE 17222 F  
 JQ KM UO PA FAYETTEVILLE 17222 F  
 JQ KM TS PA FAYETTEVILLE 17222 F  
 JQ KM TS PA FAYETTEVILLE 17222 F

18

Franklin

Franklin

Bedford

Franklin

15

S E R V A C T T	A C T Y	O R G A N I Z A T I O N	S T A T E	Z I P	R C D S T A T E
JQ	KM	XA	PA	FAYETTEVILLE	17222 F
JQ	KM	VS	PA	FAYETTEVILLE	17222 F
JQ	KM	UO	PA	FAYETTEVILLE	17222 F
JQ	KM	UP	PA	FAYETTEVILLE	17222 F
JQ	KM	VR	PA	FAYETTEVILLE	17222 F
JQ	KM	SB	PA	FAYETTEVILLE	17222 F
JQ	KM	TS	PA	FAYETTEVILLE	17222 F
JQ	KM	TV	PA	FAYETTEVILLE	17222 F
JQ	KM	EB	PA	FAYETTEVILLE	17222 F
JQ	KM	EB	PA	FAYETTEVILLE	17222 F
JQ	KM	XA	PA	FAYETTEVILLE	17222 F
JQ	KM	SA	PA	FAYETTEVILLE	17222 F
JQ	KM	TS	PA	FAYETTEVILLE	17222 F
JQ	KM	V	PA	FAYETTEVILLE	17222 F
JQ	KM	UO	PA	FAYETTEVILLE	17222 F
JQ	KM	EI	PA	FAYETTEVILLE	17222 F
JQ	KM	TF	PA	FAYETTEVILLE	17222 F
JQ	KM	UM	PA	FT LOUDON	17224 F
JQ	KM	UM	PA	FT LOUDON	17224 F
JQ	KM	UD	PA	FT LOUDON	17224 F
JQ	KM	SA	PA	GETTYSBURG	17325 F
JQ	KM	TF	PA	GREENCASTLE	17225 F
JQ	KM	EI	PA	GREENCASTLE	17225 F
JQ	KM	EB	PA	GREENCASTLE	17225 F
JQ	KM	XA	PA	GREENCASTLE	17225 F
JQ	KM	UO	PA	GREENCASTLE	17225 F
JQ	KM	EB	PA	GREENCASTLE	17225 F
JQ	KM	SH	PA	GREENCASTLE	17225 F
JQ	KM	TF	PA	GREENCASTLE	17225 F
JQ	KM	VR	PA	GREENCASTLE	17225 F
JQ	KM	EB	PA	GREENCASTLE	17225 F
JQ	KM	SH	PA	GREENCASTLE	17225 F
JQ	KM	UP	PA	GREENCASTLE	17225 F
JQ	KM	UP	PA	GREENCASTLE	17225 F
JQ	KM	UO	PA	GREENCASTLE	17225 F
JQ	KM	SA	PA	GREENCASTLE	17225 F
JQ	KM	TS	MD	HAGERSTOWN	21740 F
JQ	KM	EB	MD	HAGERSTOWN	21740 F
JQ	KM	UO	MD	HAGERSTOWN	21740 F
JQ	KM	TS	MD	HAGERSTOWN	21740 F
JQ	KM	TS	MD	HAGERSTOWN	21740 F
JQ	KM	SPP	MD	HAGERSTOWN	21742 F
JQ	KM	TF	MD	HANCOCK	21750 F
JQ	KM	ED	MD	HANCOCK	21750 F
JQ	KM	SPH	PA	HARRSONVILLE	17228 F
JQ	KM	UM	PA	HONEY GROVE	17035 F
JQ	KM	SA	PA	HUNTINGDON	18852 F

17

Franklin

Franklin

15

Huntingdon

S A Z R  
 E C I R C  
 R T O P D  
 V I R S C S  
 V V G T C S  
 A I A I O T  
 C T C T T D A  
 T Y D E Y E T

JQ KM SS	PA HUNTINGDON	18852	F
JQ KM SPP	PA HUSTONTOWN	17229	F
JQ KM EB	PA HUSTONTOWN	17229	F
JQ KM SPH	PA HUSTONTOWN	17229	F
JQ KM UP	PA JAMES CREEK	18857	F
JQ KM EB	PA LURGAN	17232	F
JQ KM VR	PA LURGAN	17232	F
JQ KM SB	PA MARION	17235	F
JQ KM XA	PA MARION	17235	F
JQ KM UP	PA MARTINSBURG	16882	F
JQ KM TV	PA MCCONNELLSBRG	17233	F
JQ KM EI	PA MCCONNELLSBRG	17233	F
JQ KM XA	PA MCCONNELLSBRG	17233	F
JQ KM EI	PA MCCONNELLSBRG	17233	F
JQ KM ED	PA MCCONNELLSBRG	17233	F
JQ KM SB	PA MCCONNELLSBURG	17233	F
JQ KM UO	PA MCCONNELLSBURG	17233	F
JQ KM EB	PA MCCONNELLSBURG	17233	F
JQ KM SW	PA MCVEYTOWN	17051	E
JQ KM EI	PA MERCERSBURG	17238	F
JQ KM UM	PA MERCERSBURG	17238	F
JQ KM SPM	PA MERCERSBURG	17238	F
JQ KM SB	PA MERCERSBURG	17238	F
JQ KM TS	PA MERCERSBURG	17238	F
JQ KM SA	PA MERCERSBURG	17238	F
JQ KM SS	PA MERCERSBURG	17238	F
JQ KM SPH	PA MONT ALTO	17237	F
JQ KM SH	PA MONT ALTO	17237	F
JQ KM UM	PA MOUNT UNION	17068	F
JQ KM SH	PA MOUNT UNION	17068	F
JQ KM SB	PA MOUNT UNION	17068	F
JQ KM SPH	PA MOUNT UNION	17068	F
JQ KM UP	PA MOUNT UNION	17068	F
JQ KM TF	PA MT HOLLY SPGS	17085	F
JQ KM EB	PA MT UNION	17088	F
JQ KM SS	PA MT UNION	17088	F
JQ KM UM	PA NEEDMORE	17238	F
JQ KM UM	PA NEEDMORE	17238	F
JQ KM SPH	PA NEEDMORE	17238	F
JQ KM SP	PA NEEDMORE	17238	F
JQ KM EI	PA NEELYTON	17239	F
JQ KM UP	PA NEW ENTERPRis	18884	F
JQ KM XQ	PA NEWBURG	17240	F
JQ KM VR	PA NEWBURG	17240	F
JQ KM SW	PA NEWBURG	17240	F
JQ KM UD	PA NEWBURG	17240	F
JQ KM UD	PA NEWBURG	17240	F

*Fulton*

*Fulton*

*Huntingdon*

*Huntingdon*

*Fulton*

*Cumberlnd*

*F5*

S E R V A C T T Y	A C T I V I T Y	R O A D	S T R E E T	C I T Y	Z I P	R C D
JQ	KM	UP	PA NEWBURG		17240	F
JQ	KM	VS	PA NEWBURG		17240	F
JQ	KM	UP	PA NEWBURG		17240	F
JQ	KM	EB	PA NEWBURG		17240	F
JQ	KM	SPP	PA NEWBURG		17240	F
JQ	KM	TF	PA NEWBURG		17240	F
JQ	KM	TV	PA NEWVILLE		17241	F
JQ	KM	UO	PA NEWVILLE		17241	F
JQ	KM	XQ	PA NEWVILLE		17241	F
JQ	KM	SA	PA NEWVILLE		17241	F
JQ	KM	UD	PA NEWVILLE		17241	F
JQ	KM	UM	PA ORBISONIA		17243	F
JQ	KM	X	PA ORBISONIA		17243	F
JQ	KM	TV	PA ORRSTOWN		17244	F
JQ	KM	EB	PA ORRSTOWN		17244	F
JQ	KM	VS	PA ORRSTOWN		17244	F
JQ	KM	UD	PA ORRSTOWN		17244	F
JQ	KM	UO	PA ORRSTOWN		17244	F
JQ	KM	EB	PA ORRSTOWN		17244	F
JQ	KM	TV	PA ORRSTOWN		17244	F
JQ	KM	UD	PA ORRSTOWN		17244	F
JQ	KM	SPH	PA ORRSTOWN		17244	F
JQ	KM	XQ	PA ORRSTOWN		17244	F
JQ	KM	TF	PA ORRSTOWN		17244	F
JQ	KM	UP	PA ORRSTOWN		17244	F
JQ	KM	SW	PA ORRSTOWN		17244	F
JQ	KM	SA	PA ORRTANNA		17353	F
JQ	KM	UD	PA ORRTANNA		17353	F
JQ	KM	UO	PA ORTANNA		17353	F
JQ	KM	SW	PA OSTERBURG		18887	F
JQ	KM	UO	PA PLEASANT HALL		17248	F
JQ	KM	TS	PA PLEASANT HALL		17248	F
JQ	KM	SB	PA ROBERTSDALE		18874	E
JQ	KM	EI	PA ROXBURY		17251	F
JQ	KM	UP	PA ROXBURY		17251	F
JQ	KM	EB	PA ROXBURY		17251	F
JQ	KM	SB	PA SAINT THOMAS		17252	F
JQ	KM	ED	PA SAXTON		18878	E
JQ	KM	EB	PA SCOTLAND		17254	F
JQ	KM	SPP	PA SCOTLAND		17254	F
JQ	KM	TV	PA SHADE GAP		17255	F
JQ	KM	UP	PA SHADE GAP		17255	F
JQ	KM	XQ	PA SHADE GAP		17255	F
JQ	KM	TV	PA SHADE GAP		17255	F
JQ	KM	UP	PA SHADE GAP		17255	F
JQ	KM	VR	PA SHADE GAP		17255	F
JQ	KM	UM	PA SHADE GAP		17255	F

*by Cumberland*

*Franklin*

*23*

*Franklin*

*Franklin*

*Huntington*

S	A		Z	R
E	C		I	C
R	T		P	D
V	I	S		
	V	T	C	S
A	I	A	I	T
C	T	T	T	A
T	Y	E	Y	T

JQ KM UD	PA SHIPPENSBURG	17257 F
JQ KM T	PA SHIPPENSBURG	17257 F
JQ KM XA	PA SHIPPENSBURG	17257 F
JQ KM XA	PA SHIPPENSBURG	17257 F
JQ KM EB	PA SHIPPENSBURG	17257 F
JQ KM SA	PA SHIPPENSBURG	17257 F
JQ KM UO	PA SHIPPENSBURG	17257 F
JQ KM TV	PA SHIPPENSBURG	17257 F
JQ KM VS	PA SHIPPENSBURG	17257 F
JQ KM SA	PA SHIPPENSBURG	17257 F
JQ KM UP	PA SHIPPENSBURG	17257 F
JQ KM TS	PA SHIPPENSBURG	17257 F
JQ KM TS	PA SHIPPENSBURG	17257 F
JQ KM SPM	PA SHIPPENSBURG	17257 F
JQ KM VR	PA SHIPPENSBURG	17257 F
JQ KM SPP	PA SHIPPENSBURG	17257 F
JQ KM UD	PA SHIPPENSBURG	17257 F
JQ KM XA	PA SHIPPENSBURG	17257 F
JQ KM UP	PA SHIPPENSBURG	17257 F
JQ KM UM	PA SHIPPENSBURG	17257 F
JQ KM UP	PA SHIPPENSBURG	17257 F
JQ KM SW	PA SHIPPENSBURG	17257 F
JQ KM SS	PA SHIPPENSBURG	17257 F
JQ KM UM	PA SHIPPENSBURG	17257 F
JQ KM SW	PA SHIPPENSBURG	17257 F
JQ KM SW	PA SHIPPENSBURG	17257 F
JQ KM EB	PA SHIPPENSBURG	17257 F
JQ KM SPH	PA SHIPPENSBURG	17257 F
JQ KM UM	PA SHIPPENSBURG	17257 F
JQ KM XQ	PA SHIPPENSBURG	17257 F
JQ KM TS	PA SHIPPENSBURG	17257 F
JQ KM TV	PA SHIPPENSBURG	17257 F
JQ KM SA	PA SHIPPENSBURG	17257 F
JQ KM VS	PA SHIPPENSBURG	17257 F
JQ KM EB	PA SHIPPENSBURG	17257 F
JQ KM UM	PA SHIPPENSBURG	17257 F
JQ KM V	PA SHIPPENSBURG	17257 F
JQ KM EB	PA SHIPPENSBURG	17257 F
JQ KM SW	PA SHIPPENSBURG	17257 F
JQ KM VS	PA SHIPPENSBURG	17257 F
JQ KM TS	PA SHIPPENSBURG	17257 F
JQ KM VR	PA SHIPPENSBURG	17257 F
JQ KM SPM	PA SHIPPENSBURG	17257 F
JQ KM UO	PA SHIPPENSBURG	17257 F
JQ KM SA	PA SHIPPENSBURG	17257 F
JQ KM ED	PA SHIPPENSBURG	17257 F
JQ KM UD	PA SHIPPENSBURG	17257 F

*CumminsLAND*

LIST FOR LEGAL ADDRESS AND ZIP CODE (DDRE-KI)

REPORT NO. UPEG750A

S	A	R	T	O	R	I	G	S	C	I	A	T	T	E	Z	R	C	D
JQ	KM	SPM						PA	SHIPPENSBURG						17257	F		
JQ	KM	XA						PA	SHIPPENSBURG						17257	F		
JQ	KM	UP						PA	SHIPPENSBURG						17257	F		
JQ	KM	UM						PA	SHIPPENSBURG						17257	F		
JQ	KM	SB						PA	SHIPPENSBURG						17257	F		
JQ	KM	SB						PA	SHIPPENSBURG						17257	F		
JQ	KM	UD						PA	SHIPPENSBURG						17257	F		
JQ	KM	UP						PA	SHIREMANSTOWN						17011	F		X
JQ	KM	UP						PA	SIX MILE RUN						16879	F		
JQ	KM	VS						MD	SMITHSBURG						21783	F		
JQ	KM	UD						PA	SPRING RUN						17262	F		
JQ	KM	TV						PA	SPRING RUN						17262	F		
JQ	KM	EB						PA	SPRING RUN						17262	F		
JQ	KM	SPH						PA	ST THOMAS						17252	F		
JQ	KM	XQ						PA	ST THOMAS						17252	F		
JQ	KM	VS						PA	ST THOMAS						17252	F		
JQ	KM	SPP						PA	ST THOMAS						17252	F		
JQ	KM	TV						PA	ST THOMAS						17252	F		
JQ	KM	VR						PA	ST THOMAS						17252	F		
JQ	KM	EB						PA	ST THOMAS						17252	F		
JQ	KM	SS						PA	ST THOMAS						17252	F		
JQ	KM	XA						PA	ST THOMAS						17252	F		
JQ	KM	XA						PA	ST THOMAS						17252	F		
JQ	KM	SPP						PA	ST THOMAS						17252	F		
JQ	KM	UD						PA	ST THOMAS						17252	F		
JQ	KM	UP						PA	ST THOMAS						17252	F		
JQ	KM	VS						PA	ST THOMAS						17252	F		
JQ	KM	UP						PA	ST THOMAS						17252	F		
JQ	KM	TS						PA	ST THOMAS						17252	F		
JQ	KM	TV						PA	ST THOMAS						17252	F		
JQ	KM	S						PA	ST THOMAS						17252	F		
JQ	KM	VR						PA	ST THOMAS						17252	F		
JQ	KM	X						PA	STATE LINE						17263	F		
JQ	KM	UP						PA	THREE SPRG						17264	F		
JQ	KM	EB						PA	THREE SPRG						17264	F		
JQ	KM	E						PA	UPP STRASSBURG						17265	F		
JQ	KM	EB						PA	UPR STRASSBURG						17265	F		
JQ	KM	UP						PA	UPR STRASSBURG						17265	F		
JQ	KM	UP						PA	WALNUT BOTTOM						17266	F		
JQ	KM	SPP						PA	WALNUT BOTTOM						17266	F		
JQ	KM	TS						PA	WARFORDSBURG						17267	F		
JQ	KM	EB						PA	WATERFALL						16689	F		
JQ	KM	SPH						PA	WAYNESBORO						17268	F		
JQ	KM	XQ						PA	WAYNESBORO						17268	F		
JQ	KM	SPH						PA	WAYNESBORO						17268	F		
JQ	KM	SB						PA	WAYNESBORO						17268	F		4

Franklin

19  
Franklin  
Livingston

Franklin  
Cumberland

Franklin

S A  
E C  
R T O  
V I R S  
V G T C  
A I A I  
C T C T T  
T Y D E Y  
Z R  
I C  
P D  
C S  
O T  
D A  
E T

JQ KM UM	PA WAYNESBORO	17288	F
JQ KM U	PA WAYNESBORO	17288	F
JQ KM SW	PA WAYNESBORO	17288	F
JQ KM ED	PA WAYNESBORO	17288	F
JQ KM XQ	PA WAYNESBORO	17288	F
JQ KM E	PA WAYNESBORO	17288	F
JQ KM UP	PA WAYNESBORO	17288	F
JQ KM TF	PA WAYNESBORO	17288	F
JQ KM UP	PA WAYNESBORO	17288	F
JQ KM TS	PA WAYNESBORO	17288	F
JQ KM SPM	PA WAYNESBORO	17288	F
JQ KM SB	PA WAYNESBORO	17288	F
JQ KM VS	PA WAYNESBORO	17288	F 13
JQ KM SB	PA WELLS TANNERY	18891	F
JQ KM VS	PA WILLIAMSON	17270	F
JQ KM UM	PA WILLIAMSON	17270	F
JQ KM UM	PA WILLOW HILL	17271	F
JQ KN SW	PA ALLENTOWN	18102	F
JQ KN UB	PA ALLENTOWN	18103	F
JQ KN SM	PA ARCHBALD	18403	F
JQ KN UP	PA ARCHBALD	18403	F
JQ KN S	PA ARCHBALD	18403	F
JQ KN S	PA ARCHBALD	18403	F
JQ KN EO	PA ARCHBALD	18403	F
JQ KN UP	PA ASHLEY	18708	F
JQ KN UP	PA AVOCA	18841	F
JQ KN SM	PA AVOCA	18841	F
JQ KN QA	PA AVOCA	18841	F
JQ KN EI	PA AVOCA	18841	F
JQ KN UP	PA BERWICK	18803	F
JQ KN TF	PA CANADENSIS	18325	F
JQ KN UB	PA CARBONDALE	18407	F
JQ KN SO	PA CARBONDALE	18407	F
JQ KN MR	PA CARBONDALE	18407	F
JQ KN SM	PA CARBONDALE	18407	F
JQ KN SE	PA CATAWISSA	17820	F
JQ KN UF	PA CLARK SUMMIT	18411	F
JQ KN SE	PA CLARKS GREEN	18411	F
JQ KN MS	PA CLARKS SUMMIT	18411	F
JQ KN EO	PA CLARKS SUMMIT	18411	F
JQ KN E	PA CLARKS SUMMIT	18411	F
JQ KN EI	PA CLARKS SUMMIT	18411	F
JQ KN TF	PA CRESCO	18328	F
JQ KN UF	PA CRESCO	18328	F
JQ KN SW	PA CRESCO	18328	F
JQ KN QI	PA DALLAS	18812	F
JQ KN EO	PA DICKSON CTY	18510	F

DEMISE DAVIS  
DSN 917-8585  
DDRE-LB

Total 293

- 2. LUZERNE County = 99 ÷ 293 = 34
- 1. LACKAWANA = 92 = 3
- 3. WAYNE = 41 = 1
- 4. MONROE = 39 = 1
- 5. OTHER COUNTIES

1. 14 ✓      2. 4 ✓      3. 0      4. 4      5. 4 ✓      OK

ography:  
040 Pennsylvania  
050 Wayne County

J. 21

ta Item:  
DIAN VALUE  
iverse: Specified owner-occupied housing units  
dian value

Adams County.....	79,600
Allegheny County.....	57,100
Armstrong County.....	44,300
Beaver County.....	50,500
Bedford County.....	46,800
Berks County.....	81,800
Blair County.....	41,100
Bradford County.....	50,900
Bucks County.....	140,000
Butler County.....	62,900
Cambria County.....	39,900
Cameron County.....	39,800
Carbon County.....	62,900
Centre County.....	74,700
Chester County.....	155,900
Clarion County.....	46,200
Clearfield County.....	40,000
Clinton County.....	46,300
Columbia County.....	54,800
Crawford County.....	43,200
Cumberland County.....	85,000
Dauphin County.....	71,300
Delaware County.....	113,200
Elk County.....	49,900
Erie County.....	54,000
Fayette County.....	39,700
Forest County.....	35,700
Franklin County.....	70,500
Fulton County.....	50,700
Greene County.....	38,400
Huntingdon County.....	43,100
Indiana County.....	50,500
Jefferson County.....	42,500
Juniata County.....	51,700
Lackawanna County.....	68,900
Lancaster County.....	89,400
Lawrence County.....	41,500
Lebanon County.....	71,000
Lehigh County.....	97,800
Luzerne County.....	56,000
Lycoming County.....	54,900
Mc Kean County.....	37,400
Mercer County.....	41,900
Mifflin County.....	44,800
Monroe County.....	116,500
Montgomery County.....	143,400
Montour County.....	62,200
Northampton County.....	105,400



Allegheny County.....	64,700
Philadelphia County.....	49,400
Pike County.....	117,700
Potter County.....	40,900
Schuylkill County.....	38,200
Snyder County.....	56,700
Somerset County.....	43,400
Sullivan County.....	47,000
Susquehanna County.....	64,200
Tioga County.....	43,900
Union County.....	66,800
Venango County.....	38,600
Warren County.....	43,900
Washington County.....	53,600
Wayne County.....	89,800
Westmoreland County.....	56,800
Wyoming County.....	67,600
York County.....	79,700

DO NOT CIRCULATE

K-88

U.S. Department of Commerce  
Economics and Statistics Administration  
BUREAU OF THE CENSUS

1990 CH-2-40

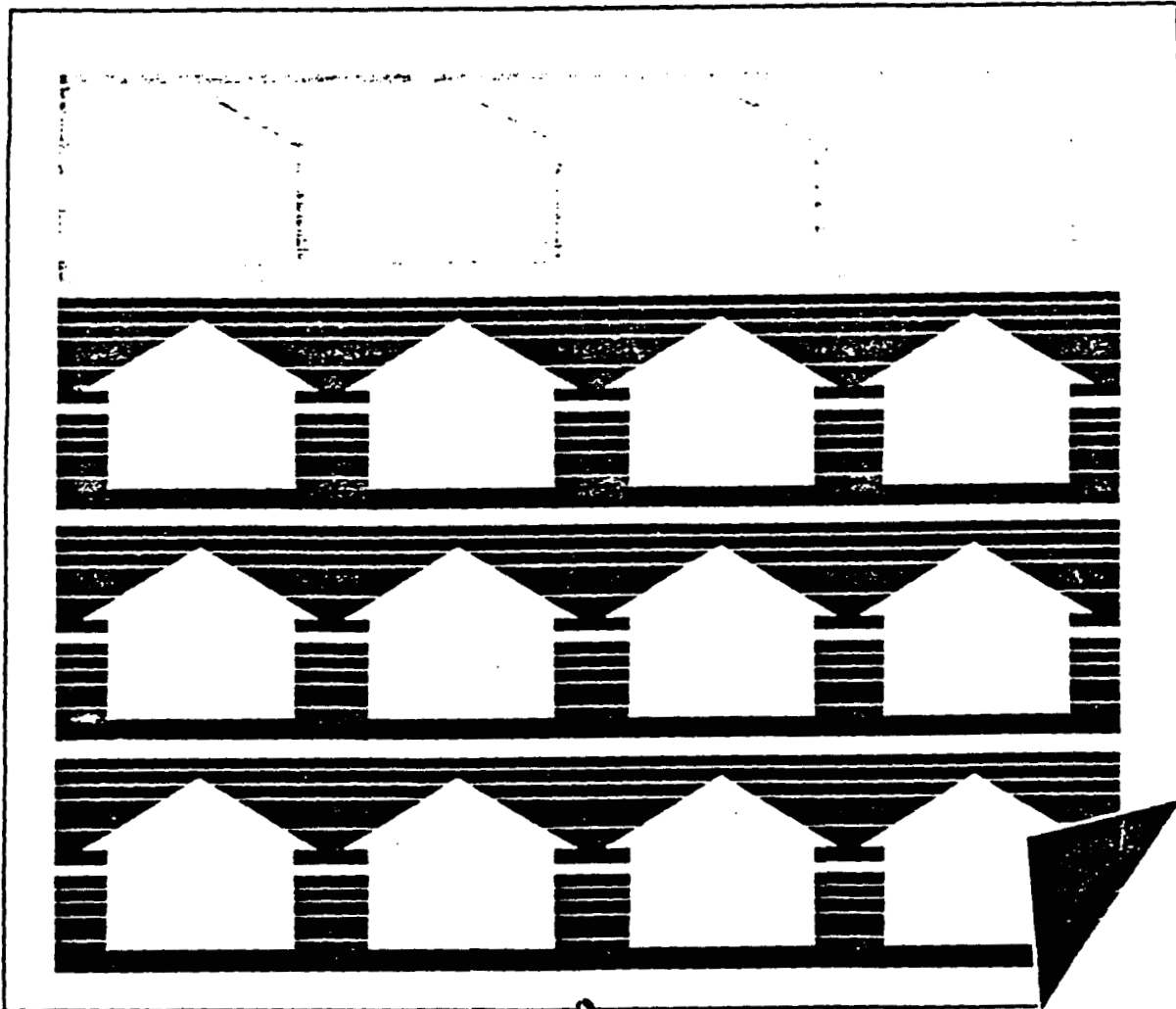
1990 Census of Housing  
Detailed Housing  
Characteristics

**Pennsylvania**

CENSUS '90



C 3. 224 / 3: 1990 CH-2-40



1990 CH-2-40

---

1990 Census of Housing

Detailed Housing  
Characteristics

**Pennsylvania**

---

Issued September 1993



**U.S. Department of Commerce**  
**Ronald H. Brown, Secretary**  
**Economics and Statistics Administration**  
**BUREAU OF THE CENSUS**  
**Harry A. Scarr, Acting Director**

Table 68. Financial Characteristics: 1990

Not based on sample and subject to sampling variability, see text. For definitions of terms and meanings of symbols, see text.

County	Adams County	Allegheny County	Armstrong County	Beverly County	Bedford County	Berks County	Blair County	Bradford County	Bucks County	Butter County
	York County									
<b>HOUSEHOLD INCOME IN 1989</b>										
Sample housing units										
	28 067	841 261	28 209	71 999	18 038	127 649	20 232	22 499	190 507	53 325
Median income (dollars)	30 210	27 623	22 372	23 962	21 591	31 712	22 890	23 977	42 867	28 860
Owner occupied	20 578	358 026	21 615	52 729	14 268	94 336	36 517	14 930	144 156	42 471
Median income (dollars)	33 798	34 680	25 811	28 242	23 846	36 599	27 111	27 417	48 929	32 742
Renter occupied	7 489	183 235	6 694	19 270	3 770	33 313	13 815	5 562	46 351	12 854
Median income (dollars)	21 403	16 382	13 594	13 638	14 466	20 397	13 230	14 777	28 366	16 587
Specified owner-occupied housing units										
	14 649	222 049	13 653	43 349	8 392	78 707	20 182	9 645	124 434	20 053
<b>MORTGAGE STATUS AND SELECTED MONTHLY OWNER COSTS</b>										
With a mortgage										
Less than \$200	8 505	172 773	6 229	20 342	3 529	42 557	14 129	4 643	89 272	16 567
\$200 to \$299	19	4 675	26	72	46	75	100	32	33	53
\$300 to \$399	158	4 185	426	458	274	1 042	791	178	471	580
\$400 to \$499	619	15 100	1 110	2 408	717	3 392	3 112	740	1 816	1 938
\$500 to \$599	976	21 820	1 523	3 933	821	5 063	3 346	1 009	3 979	2 433
\$600 to \$699	1 369	25 007	1 157	3 784	634	5 763	2 377	890	5 569	2 846
\$700 to \$799	1 270	24 185	784	3 140	434	5 858	1 495	719	6 868	2 475
\$800 to \$899	1 275	20 185	522	2 302	246	5 045	1 116	359	7 824	1 948
\$900 to \$999	1 026	15 706	260	1 479	182	4 196	702	257	8 305	1 445
\$1 000 to \$1 249	601	11 078	142	922	57	3 221	312	225	8 494	914
\$1 250 to \$1 499	750	15 344	210	1 000	83	5 123	487	144	17 898	1 101
\$1 500 to \$1 999	306	5 494	53	349	16	2 155	196	35	11 795	430
\$2 000 or more	115	6 855	3	56	2	1 188	71	18	10 589	297
Median (dollars)	487	681	502	581	17	416	24	538	5 611	1 077
No mortgage										
Less than \$100	6 164	150 296	9 424	23 007	4 532	36 150	16 053	4 802	35 164	13 486
\$100 to \$199	149	1 558	264	229	273	14 428	8 042	1 987	2 524	4 784
\$200 to \$299	3 076	35 721	5 295	6 099	3 022	16 468	6 402	2 117	12 156	5 318
\$300 to \$399	2 427	21 839	3 250	12 694	1 325	16 468	6 402	1 987	12 145	818
\$400 to \$499	415	28 286	511	3 222	154	3 450	797	456	5 369	174
\$500 or more	59	5 525	30	541	46	797	167	117	2 879	119
Median (dollars)	197	248	187	222	23	532	191	55	320	197
None (dollars)	208	268	197	242	184	227	209	219	337	208
<b>MORTGAGE STATUS AND SELECTED MONTHLY OWNER COSTS AS A PERCENTAGE OF HOUSEHOLD INCOME IN 1989</b>										
With a mortgage										
Less than 10 percent	8 505	172 773	6 229	20 342	3 529	42 557	14 129	4 643	89 272	16 567
10 to 14 percent	542	15 911	512	1 568	256	3 760	1 395	415	5 975	1 747
15 to 19 percent	1 385	32 951	1 225	3 925	698	7 777	3 372	1 028	12 406	3 498
20 to 24 percent	1 751	38 533	1 582	4 761	798	10 009	3 485	1 058	15 974	3 908
25 to 29 percent	1 790	31 119	1 185	3 599	658	8 341	2 310	758	14 300	3 143
30 to 34 percent	1 244	19 799	660	2 186	379	5 301	1 284	472	13 323	1 762
35 percent or more	659	11 111	299	1 268	229	2 909	709	305	8 961	889
for computed	1 115	22 560	735	2 953	493	4 321	1 506	613	16 127	1 583
Median	19	789	31	82	28	139	14	205	37	37
No mortgage										
Less than 10 percent	4 164	150 296	9 424	23 007	4 843	36 150	16 053	4 802	35 164	13 486
10 to 14 percent	3 080	53 758	4 085	7 605	2 154	16 790	4 387	2 028	12 985	6 716
15 to 19 percent	1 405	34 826	2 042	3 776	1 000	7 772	3 612	1 012	8 244	2 860
20 to 24 percent	649	20 500	1 164	3 304	697	4 109	2 101	520	4 510	1 581
25 to 29 percent	349	12 089	715	1 879	353	2 258	1 252	344	2 909	721
30 to 34 percent	240	8 014	399	1 141	185	1 533	873	223	1 481	329
35 percent or more	123	5 363	288	949	170	999	484	217	1 156	296
for computed	275	14 394	452	2 161	287	2 486	1 267	446	3 372	843
Median	23	1 352	77	192	17	203	77	32	307	140
None	10.0	13.0	11.4	13.3	11.3	10.8	12.2	11.9	12.7	10.0
Specified owner-occupied housing units										
	6 833	182 013	6 143	18 887	3 178	32 185	13 886	5 121	45 456	12 893
<b>OWNERS RENT</b>										
Less than \$100	112	5 408	79	475	39	476	294	41	347	201
\$100 to \$149	171	10 375	299	1 328	173	1 329	891	341	649	402
\$150 to \$199	164	8 872	536	1 625	245	1 711	1 640	534	776	459
\$200 to \$249	401	9 998	886	1 979	501	1 997	1 098	336	776	997
\$250 to \$299	648	14 163	1 224	2 396	645	2 587	2 432	716	642	1 582
\$300 to \$349	973	20 513	1 022	2 709	550	3 478	1 951	896	1 122	1 776
\$350 to \$399	951	23 830	713	2 132	273	3 725	1 260	432	1 647	1 714
\$400 to \$449	1 022	17 332	174	1 839	139	3 757	1 100	306	2 674	1 228
\$450 to \$499	751	14 040	86	895	46	3 480	784	251	4 228	923
\$500 to \$549	439	9 284	31	572	16	3 036	518	175	4 547	641
\$550 to \$599	205	6 886	26	319	11	2 023	298	57	4 396	329
\$600 to \$649	138	4 295	6	153	12	1 424	118	41	4 253	306
\$650 to \$699	57	3 093	16	123	2	903	80	21	3 534	237
\$700 to \$749	126	5 051	3	134	2	548	32	9	3 376	89
\$750 to \$799	11	1 683	1	-	-	892	44	15	7 291	149
\$800 or more	420	5 945	584	986	491	412	47	5	3 812	107
Median (dollars)	385	389	291	320	281	1 167	914	525	1 263	763
None (dollars)	395	401	295	330	283	413	299	315	604	351
for computed						425	317	319	631	371

ISTCS DETAILED HOUSING CHARACTERISTICS

Table 68. Financial Characteristics: 1990—Con.

(Data based on sample and subject to sampling variability, see text. For definitions of terms and meanings of symbols, see text.)

County	Cambridger County	Dauphin County	Delaware County	Elk County	Erie County	Fayette County	Forest County	Franklin County	Fulton County	Greene County
<b>UNEMPLOYED INCOME IN 1989</b>										
Occupied housing units										
22 103	79 432	95 264	201 374	18 121	101 344	56 110	1 908	45 675	5 139	14 526
22 741	34 119	30 393	36 901	24 292	26 331	18 939	19 309	28 566	23 421	19 734
23 427	52 709	60 708	146 405	10 467	69 705	40 595	1 546	33 193	4 049	10 403
27 147	39 266	37 348	42 937	27 887	32 265	22 742	20 172	31 668	25 762	24 727
8 534	20 743	34 556	54 969	2 664	31 859	15 515	362	12 482	1 090	4 021
13 304	23 163	20 618	23 981	13 068	14 984	9 955	16 061	20 649	16 338	10 505
14 312	Specified owner-occupied housing units									
	42 798	51 973	135 189	8 883	53 178	31 198	1 013	34 666	3 057	6 602
<b>MORTGAGE STATUS AND SELECTED MONTHLY OWNER COSTS</b>										
7 342	With a mortgage									
51	27 029	30 639	81 216	3 808	30 607	11 640	367	12 860	901	2 677
422	84	134	138	28	129	188	5	73	10	37
1 202	1 683	1 019	746	206	1 053	929	57	500	104	212
1 077	5 705	2 818	3 122	4 087	2 281	103	1 407	173	455	
1 201	2 725	3 393	5 845	849	5 771	2 583	90	2 271	182	495
851	3 676	4 458	6 062	761	5 688	2 039	1 423	2 286	183	446
354	3 581	4 416	9 195	504	4 733	1 842	31	1 924	115	416
214	3 492	4 049	9 739	267	2 908	842	29	1 546	63	266
29	2 851	3 171	8 459	134	2 075	554	5	967	25	144
33	1 942	2 400	7 036	55	1 237	219	2	645	13	85
86	3 146	2 916	12 558	111	1 558	349	—	761	33	91
17	1 383	1 030	6 810	43	1 111	3	3	298	—	19
303	938	741	5 672	—	472	133	—	150	—	4
56	423	294	3 634	9	365	9	—	32	—	7
6 752	722	684	842	500	575	494	422	896	488	527
153	794	741	971	541	649	546	440	648	515	561
3 088	15 759	21 336	53 973	4 775	4 775	19 538	648	11 806	1 154	3 925
3 853	121	382	218	63	22 571	1 094	77	549	57	192
528	6 426	8 942	5 620	2 650	7 737	12 446	424	7 249	682	2 167
75	7 055	9 153	20 007	1 781	11 579	5 062	133	3 338	346	1 250
4	1 698	2 226	15 945	1 781	2 274	688	13	432	45	251
262	300	526	7 244	43	447	133	1	139	15	21
202	159	307	4 919	18	284	115	—	99	11	182
	214	211	306	201	222	172	157	178	180	191
	225	225	330	201	231	182	140	188	191	184
<b>MORTGAGE STATUS AND SELECTED MONTHLY OWNER COSTS AS A PERCENTAGE OF HOUSEHOLD INCOME IN 1989</b>										
7 362	With a mortgage									
1 405	27 029	30 639	81 216	3 808	30 607	11 640	367	12 860	901	2 677
1 702	2 734	3 064	6 926	340	2 841	1 099	43	1 315	74	243
1 142	5 173	6 192	13 214	888	6 667	2 207	92	2 651	212	610
774	4 114	7 155	16 265	1 059	7 903	2 484	75	3 085	221	428
393	5 535	5 945	14 970	696	5 683	1 958	42	2 398	147	396
161	3 237	3 355	10 573	320	3 025	1 369	21	1 396	68	269
181	1 825	1 611	6 559	148	1 596	697	21	987	58	98
6 922	2 325	3 280	12 485	354	2 801	1 885	51	1 287	117	419
2 732	66	37	224	3	91	61	—	30	—	14
1 671	19.6	19.2	21.4	18.2	18.6	20.0	18.2	19.0	18.7	18.8
851	15 759	21 336	53 973	4 775	22 571	19 538	648	11 806	1 154	3 925
54	8 497	10 327	19 035	2 007	9 110	6 588	302	6 596	573	1 426
275	3 106	4 618	11 620	965	5 589	4 117	120	2 307	212	895
34	1 620	2 213	7 315	679	2 992	2 201	82	985	127	478
121	806	1 123	4 101	338	1 585	1 384	51	716	81	315
	511	810	2 804	235	1 069	533	25	362	36	169
	258	335	1 904	167	604	533	10	210	25	111
	711	1 322	6 573	329	1 484	1 476	58	499	100	302
	50	188	421	55	138	295	—	131	2	29
	10.0-	10.1	13.3	11.8	11.9	11.3	10.9	10.0-	10.1	11.8
1 033	Specified owner-occupied housing units									
	30 212	34 802	84 649	2 892	31 214	15 673	234	11 629	883	3 559
<b>GROSS RENT</b>										
10	Less than \$100									
302	174	899	406	84	614	639	9	149	20	168
303	434	1 549	1 178	219	1 739	1 248	8	451	46	311
304	496	1 129	1 044	242	1 895	1 359	25	528	65	300
305	804	1 643	990	299	3 229	1 848	36	1 023	98	579
306	1 182	2 313	1 239	393	4 474	2 324	59	1 425	169	566
307	1 641	2 867	2 239	490	5 320	2 443	64	1 916	178	486
308	2 135	3 439	3 965	301	6 527	3 523	20	2 613	102	335
309	2 420	3 935	5 322	168	7 853	4 519	15	3 104	44	196
310	2 683	4 770	6 485	87	9 094	5 116	1	3 615	17	111
311	2 423	3 714	6 385	25	1 109	280	9	549	9	44
312	1 698	2 421	5 825	14	721	125	2	349	11	33
313	860	1 283	4 929	10	394	67	2	225	2	6
314	844	955	3 277	10	266	16	—	141	—	18
315	548	540	2 433	—	138	14	—	104	—	7
316	702	642	4 443	—	293	30	—	65	—	3
317	253	154	2 608	—	212	19	—	7	—	—
318	911	1 119	1 481	260	1 116	1 706	74	675	122	396
319	456	428	526	291	329	281	286	344	293	270
320	462	419	351	283	341	282	288	354	291	276

Table 68. Financial Characteristics: 1990—Con.

[Data based on sample and subject to sampling variability, see text. For definitions of terms and meanings of symbols, see text.]

County	Huntington County	Indiana County	Jefferson County	Amery County	Lewis County	Lancaster County	Lawrence County	Lebanon County	Lehigh County	Luzerne County
<b>HOUSEHOLD INCOME IN 1989</b>										
Unimproved housing units	15 327	31 719	17 686	7 398	84 328	139 956	36 239	42 688	112 887	128 462
Owner occupied	23 058	22 454	21 727	25 328	24 339	33 013	22 742	29 443	32 248	23 343
Median income (dollars)	11 845	23 314	13 585	5 885	56 425	104 732	27 671	30 315	78 248	89 109
Renter occupied	24 252	26 335	24 938	27 324	29 322	38 420	36 273	33 951	38 599	28 027
Median income (dollars)	3 482	6 394	4 023	1 713	27 903	44 204	8 479	12 373	34 439	39 374
Specified owner-occupied housing units	7 829	15 882	9 788	3 632	43 286	84 834	21 896	24 139	68 881	73 895
<b>MORTGAGE STATUS AND SELECTED MONTHLY OWNER COSTS</b>										
With a mortgage	3 780	7 475	4 282	1 599	19 510	52 661	9 199	13 240	40 318	32 393
Less than \$200	46	26	42	9	109	190	28	96	86	202
\$200 to \$299	329	36	315	125	515	1 174	498	364	601	1 043
\$300 to \$399	666	875	966	278	2 230	2 919	1 586	1 101	2 225	3 097
\$400 to \$499	964	1 430	929	420	3 261	3 582	2 277	1 987	3 907	6 328
\$500 to \$599	749	1 313	857	292	3 073	6 431	1 791	2 287	4 760	5 375
\$600 to \$699	345	1 035	512	190	2 428	7 707	1 117	2 060	3 118	4 142
\$700 to \$799	253	787	275	126	1 991	7 581	618	1 474	4 619	2 199
\$800 to \$899	135	624	175	74	1 568	5 834	504	1 228	4 181	1 187
\$900 to \$999	81	353	88	34	1 122	4 823	327	833	3 327	1 416
\$1,000 to \$1,249	96	404	96	39	1 483	5 575	280	913	5 817	1 718
\$1,250 to \$1,499	53	160	20	5	680	2 375	66	390	2 449	721
\$1,500 or more	38	121	25	4	432	1 408	89	224	2 344	375
Median (dollars)	488	585	491	218	862	784	512	634	884	252
Mean (dollars)	542	648	527	534	620	726	584	692	773	604
Not mortgaged	4 049	8 327	5 426	2 033	23 746	32 193	12 697	10 919	28 513	40 462
Less than \$100	123	229	147	139	262	422	97	174	174	40 462
\$100 to \$199	2 396	3 892	2 929	1 364	7 956	12 808	4 863	4 933	7 337	17 329
\$200 to \$299	1 274	3 227	1 959	471	11 478	14 254	4 301	4 599	13 609	16 338
\$300 to \$399	202	782	309	50	2 941	3 345	1 087	922	5 159	4 181
\$400 to \$499	40	135	43	7	714	799	238	142	1 405	1 020
\$500 or more	14	42	19	2	395	355	111	92	809	386
Median (dollars)	184	201	190	168	226	215	217	205	242	310
Mean (dollars)	194	212	197	172	228	225	226	216	240	236
<b>MORTGAGE STATUS AND SELECTED MONTHLY OWNER COSTS AS A PERCENTAGE OF HOUSEHOLD INCOME IN 1989</b>										
With a mortgage	3 780	7 475	4 282	1 599	19 510	52 661	9 199	13 240	40 318	32 393
Less than 10 percent	297	535	380	134	2 088	4 427	809	968	3 301	3 568
10 to 14 percent	792	1 275	840	346	3 893	8 727	2 121	2 589	6 400	7 887
15 to 19 percent	925	1 458	917	376	4 287	11 642	2 120	3 143	8 196	7 394
20 to 24 percent	679	1 423	716	284	3 076	11 160	1 493	2 868	8 174	5 191
25 to 29 percent	396	749	448	145	2 029	7 112	869	1 353	3 758	3 195
30 to 34 percent	188	574	289	135	1 168	3 737	494	844	3 029	1 991
35 percent or more	499	1 233	657	166	2 944	5 745	1 260	1 325	3 371	4 323
Not mortgaged	4	26	15	3	45	111	33	—	79	99
Median	19.3	20.9	20.0	19.2	19.4	20.7	18.9	21.4	19.9	18.9
Mean	4 049	8 327	5 426	2 033	23 746	32 193	12 697	10 919	28 513	40 462
Less than 10 percent	1 730	3 258	2 337	1 174	8 700	17 118	4 450	5 430	11 916	14 689
10 to 14 percent	796	2 004	1 217	354	5 024	6 643	2 953	2 387	6 370	5 393
15 to 19 percent	460	1 051	750	205	3 055	3 162	1 844	1 145	3 528	5 644
20 to 24 percent	325	658	324	113	1 947	1 640	1 079	547	2 055	3 035
25 to 29 percent	183	383	225	72	1 380	1 024	718	434	1 375	2 257
30 to 34 percent	133	254	142	36	924	624	394	253	783	1 675
35 percent or more	361	618	372	73	2 576	1 729	1 145	614	2 292	4 113
Median	61	101	59	6	190	213	94	79	194	282
Mean	11.7	12.1	11.4	10.0	13.1	10.0	13.1	10.0	11.8	12.1
Specified owner-occupied housing units	3 827	7 849	3 787	1 496	27 649	44 112	8 288	13 688	34 148	38 988
<b>NET RENT</b>										
Less than \$100	102	99	141	72	684	399	357	213	501	913
\$100 to \$149	270	296	278	85	2 134	1 023	513	579	1 316	2 712
\$150 to \$199	223	397	248	128	1 728	1 013	714	364	1 265	2 891
\$200 to \$249	506	680	547	223	2 988	1 424	927	788	1 226	4 117
\$250 to \$299	661	1 156	653	242	3 475	2 903	1 345	1 603	3 515	5 302
\$300 to \$349	490	1 516	635	302	4 184	4 383	1 188	1 822	2 241	5 805
\$350 to \$399	370	825	434	123	3 333	5 261	1 033	1 616	3 149	5 817
\$400 to \$449	139	722	238	66	2 635	5 432	696	1 365	4 384	3 385
\$450 to \$499	87	544	100	33	1 670	5 050	306	1 000	4 548	2 334
\$500 to \$549	80	308	27	7	1 201	4 584	280	634	3 942	1 497
\$550 to \$599	6	183	14	22	514	3 445	103	516	2 965	993
\$600 to \$649	4	88	18	1	472	2 700	64	284	1 824	961
\$650 to \$699	8	73	9	4	301	1 582	39	214	1 232	348
\$700 to \$749	9	66	—	—	182	886	31	124	1 009	288
\$750 to \$799	1	226	8	4	291	1 415	35	125	1 790	322
\$800 or more	1	199	—	2	90	584	17	24	291	186
Mean	429	561	417	175	1 737	1 638	617	530	949	2 589
Median	279	333	283	277	322	441	299	355	461	318
Mean (c)	282	371	283	281	335	456	308	349	463	329

Table 68. Financial Characteristics: 1990—Con.

[Data based on sample and subject to sampling variability, see text. For definitions of terms and meanings of symbols, see text.]

County	Perry County	Philadelphia County	Pike County	Polk County	Schuylkill County	Snyder County	Somerset County	Sullivan County	Susquehanna County
<b>HOUSEHOLD INCOME IN 1989</b>									
Occupied housing units	14 949	403 075	10 536	6 366	60 778	12 764	29 574	2 280	14 806
Median income (dollars)	29 672	23 941	30 265	21 380	22 640	26 097	21 524	20 112	24 261
Other occupied	11 889	373 940	8 775	4 707	47 461	9 848	22 881	1 701	11 790
Median income (dollars)	32 345	29 628	31 398	24 645	25 619	29 408	23 984	22 347	27 084
Other occupied	3 040	229 135	1 761	1 539	13 312	2 916	6 693	1 013	3 101
Median income (dollars)	20 249	16 527	25 370	12 469	13 905	17 449	13 584	12 013	14 014
Specified owner-occupied housing units	7 687	333 977	7 321	2 817	39 938	6 718	16 018	1 000	6 381
<b>MORTGAGE STATUS AND SELECTED MONTHLY OWNER COSTS</b>									
With a mortgage	4 480	158 979	4 598	1 274	15 082	3 205	6 451	393	3 812
Less than \$200	23	1 851	13	3	192	33	90	2	11
200 to \$299	133	8 916	67	107	1 083	67	425	21	18
300 to \$399	483	22 875	197	286	3 079	420	1 123	96	302
400 to \$499	655	7 549	427	296	3 325	708	1 501	89	321
500 to \$599	750	25 667	486	210	2 535	648	542	94	394
600 to \$699	745	20 442	436	158	1 452	394	1 772	81	329
700 to \$799	462	11 413	563	81	1 141	308	753	48	394
800 to \$899	251	7 549	561	28	674	301	793	29	310
900 to \$999	317	9 277	759	29	553	93	164	7	310
1,000 to \$1,249	58	3 458	240	6	203	78	253	12	176
1,250 to \$1,499	25	1 437	72	—	109	67	76	2	13
1,500 to \$1,999	3	569	821	—	48	50	24	3	25
2,000 or more	621	643	863	482	496	18	34	2	25
Median (dollars)	451	174 998	2 723	533	559	554	506	485	366
Not mortgaged	3 127	43 339	43	1 543	24 851	3 513	9 564	533	48
Less than \$100	1 476	33 791	1 076	967	836	110	305	487	3 251
100 to \$199	1 077	77 028	1 163	463	13 659	1 080	5 277	20	3 251
200 to \$299	178	28 589	345	46	8 182	1 221	3 246	373	1 308
300 to \$399	9	7 949	23	17	1 699	229	553	238	1 361
400 to \$499	98	5 305	23	2	285	53	104	45	204
500 to \$599	188	234	215	180	190	79	79	9	204
600 to \$699	196	251	225	187	200	191	188	190	204
700 to \$799						204	198	198	204
Median (dollars)									
Not mortgaged									
Less than \$10									
10 to 14 percent									
15 to 19 percent									
20 to 24 percent									
25 to 29 percent									
30 to 34 percent									
35 percent or more									
Median (dollars)									
Not computed									
Specified owner-occupied housing units									
With a mortgage	2 778	227 911	1 643	1 382	12 946	2 643	6 198	448	2 881
Less than \$100									
100 to \$199									
200 to \$299									
300 to \$399									
400 to \$499									
500 to \$599									
600 to \$699									
700 to \$799									
800 to \$899									
900 to \$999									
1,000 to \$1,249									
1,250 to \$1,499									
1,500 to \$1,999									
2,000 or more									
Median (dollars)									
Not mortgaged									
Less than \$10									
10 to 14 percent									
15 to 19 percent									
20 to 24 percent									
25 to 29 percent									
30 to 34 percent									
35 percent or more									
Median (dollars)									
Not computed									
Specified owner-occupied housing units									
With a mortgage									
Less than \$100									
100 to \$199									
200 to \$299									
300 to \$399									
400 to \$499									
500 to \$599									
600 to \$699									
700 to \$799									
800 to \$899									
900 to \$999									
1,000 to \$1,249									
1,250 to \$1,499									
1,500 to \$1,999									
2,000 or more									
Median (dollars)									
Not mortgaged									
Less than \$10									
10 to 14 percent									
15 to 19 percent									
20 to 24 percent									
25 to 29 percent									
30 to 34 percent									
35 percent or more									
Median (dollars)									
Not computed									
Specified owner-occupied housing units									
With a mortgage									
Less than \$100									
100 to \$199									
200 to \$299									
300 to \$399									
400 to \$499									
500 to \$599									
600 to \$699									
700 to \$799									
800 to \$899									
900 to \$999									
1,000 to \$1,249									
1,250 to \$1,499									
1,500 to \$1,999									
2,000 or more									
Median (dollars)									
Not mortgaged									
Less than \$10									
10 to 14 percent									
15 to 19 percent									
20 to 24 percent									
25 to 29 percent									
30 to 34 percent									
35 percent or more									
Median (dollars)									
Not computed									

Table 68.

Data based on

County

HOUSEHOLD IN-

COME  
Median  
Year occupied  
Year occupied  
Year occupied

MORTGAGE ST.

OWNER COST

With a mortgage  
Less than \$200  
\$200 to \$299  
\$300 to \$399  
\$400 to \$499  
\$500 to \$599  
\$600 to \$699  
\$700 to \$799  
\$800 to \$899  
\$900 to \$999  
\$1,000 to \$1,249  
\$1,250 to \$1,499  
\$1,500 to \$1,999  
\$2,000 or more  
Median (dollars)  
Not computed

Not mortgaged  
Less than \$10  
\$10 to \$199  
\$200 to \$299  
\$300 to \$399  
\$400 to \$499  
\$500 to \$599  
\$600 to \$699  
\$700 to \$799  
\$800 to \$899  
\$900 to \$999  
\$1,000 to \$1,249  
\$1,250 to \$1,499  
\$1,500 to \$1,999  
\$2,000 or more  
Median (dollars)  
Not computed

MORTGAGE ST.

HOUSEHOLD

With a mortgage  
Less than \$10  
\$10 to \$14 percent  
\$15 to \$19 percent  
\$20 to \$24 percent  
\$25 to \$29 percent  
\$30 to \$34 percent  
\$35 percent or more  
Median (dollars)  
Not computed  
Not mortgaged  
Less than \$10  
\$10 to \$14 percent  
\$15 to \$19 percent  
\$20 to \$24 percent  
\$25 to \$29 percent  
\$30 to \$34 percent  
\$35 percent or more  
Median (dollars)  
Not computed

GROSS RENT

Less than \$100  
\$100 to \$149  
\$150 to \$199  
\$200 to \$249  
\$250 to \$299  
\$300 to \$349  
\$350 to \$399  
\$400 to \$449  
\$450 to \$499  
\$500 to \$549  
\$550 to \$599  
\$600 to \$649  
\$650 to \$699  
\$700 to \$749  
\$750 to \$799  
\$800 or more  
Median (dollars)  
Not computed

Table 68. Financial Characteristics: 1990—Con.

(Data based on sample and subject to sampling variability, see text. For definitions of terms and meanings of symbols, see text.)

County	Flagg County	Union County	Venango County	Warren County	Washington County	Wayne County	Westmoreland County	Wyoming County	York County
<b>HOUSEHOLD INCOME IN 1989</b>									
Sampled housing units	14 974	11 689	22 488	17 944	78 533	14 638	144 080	19 802	128 666
Median income (dollars)	22 542	27 552	22 463	26 021	25 251	24 761	25 307	27 038	32 322
Owner occupied	11 298	8 719	16 692	13 311	59 368	11 600	110 003	7 487	95 670
Median income (dollars)	26 161	31 513	26 794	29 735	29 752	26 555	29 588	30 539	36 815
Renter occupied	3 476	2 970	5 716	3 933	19 165	3 038	34 077	2 315	32 996
Median income (dollars)	12 225	17 728	13 082	15 974	13 951	17 387	14 487	17 613	21 754
Specified owner-occupied housing units	6 282	6 177	11 873	9 128	44 984	7 298	89 729	4 674	76 413
<b>MORTGAGE STATUS AND SELECTED MONTHLY OWNER COSTS</b>									
With a mortgage	2 873	3 418	5 602	4 421	21 399	3 575	43 069	2 740	46 123
Less than \$200	23	2	46	17	148	7	273	2	148
\$200 to \$299	143	53	421	224	962	118	2 061	88	1 076
\$300 to \$399	574	359	1 268	832	3 023	444	5 257	329	3 700
\$400 to \$499	663	630	1 352	989	3 517	397	7 024	448	5 731
\$500 to \$599	348	635	943	866	3 395	361	7 006	549	6 825
\$600 to \$699	297	524	590	530	2 869	471	5 809	419	6 943
\$700 to \$799	229	310	400	419	2 060	299	3 056	316	3 409
\$800 to \$899	144	311	197	177	1 445	299	2 161	189	6 493
\$900 to \$999	101	179	143	174	963	223	2 141	144	4 816
\$1,000 to \$1,249	101	180	124	108	1 517	303	3 093	144	3 988
\$1,250 to \$1,499	41	129	55	61	569	112	1 435	43	1 413
\$1,500 to \$1,999	7	66	34	9	584	54	827	23	929
\$2,000 or more	2	40	29	15	347	37	420	10	452
Median (dollars)	305	605	475	516	589	611	597	587	680
Mean (dollars)	359	688	538	565	686	690	677	641	735
Not mortgaged	3 329	2 739	6 270	4 707	25 505	3 723	46 660	1 916	30 290
Less than \$100	45	49	140	91	338	113	961	22	467
\$100 to \$199	1 627	1 179	3 364	2 093	13 780	1 712	23 790	656	15 900
\$200 to \$299	1 393	1 165	2 249	2 051	8 834	1 520	18 166	916	11 658
\$300 to \$399	162	243	344	354	1 513	295	2 840	272	1 581
\$400 to \$499	61	91	110	70	329	79	2 553	31	415
\$500 or more	21	32	61	48	209	4	330	19	249
Median (dollars)	199	209	192	206	189	202	196	225	195
Mean (dollars)	208	224	206	216	201	210	206	235	206
<b>MORTGAGE STATUS AND SELECTED MONTHLY OWNER COSTS AS A PERCENTAGE OF HOUSEHOLD INCOME IN 1989</b>									
With a mortgage	2 873	3 418	5 602	4 421	21 399	3 575	43 069	2 740	46 123
Less than 10 percent	181	270	567	395	2 458	287	4 386	189	4 153
10 to 14 percent	671	699	1 294	1 036	4 377	534	8 280	453	8 785
15 to 19 percent	736	795	1 428	1 271	5 091	669	9 633	609	11 024
20 to 24 percent	514	661	881	771	3 410	603	7 799	502	9 275
25 to 29 percent	297	422	529	395	1 959	416	4 742	247	5 257
30 to 34 percent	134	208	271	212	1 201	303	2 642	149	2 848
35 percent or more	340	336	619	483	2 824	733	5 399	395	4 722
Not computed	8	27	13	—	79	30	188	16	69
Median	19.0	19.6	18.3	18.5	18.8	22.3	19.6	19.4	19.6
Not mortgaged	3 329	2 739	6 270	4 707	25 505	3 723	46 660	1 916	30 290
Less than 10 percent	1 350	1 276	2 634	2 335	11 205	1 488	20 645	754	15 939
10 to 14 percent	849	677	1 484	975	5 731	740	10 299	375	6 148
15 to 19 percent	414	231	853	468	3 081	436	5 725	305	3 161
20 to 24 percent	226	215	414	283	1 849	300	3 185	134	1 724
25 to 29 percent	170	120	255	220	1 061	223	1 937	75	1 082
30 to 34 percent	92	80	247	130	652	131	1 248	49	584
35 percent or more	199	158	348	264	1 694	377	3 254	186	1 435
Not computed	29	2	35	32	232	28	345	38	215
Median	11.8	10.8	11.6	10.0	11.2	12.4	11.2	12.5	10.0
Specified owner-occupied housing units	3 298	3 239	5 638	3 733	18 399	2 723	33 300	2 168	31 712
<b>GROSS RENT</b>									
Less than \$100	89	76	147	34	316	23	1 087	26	294
\$100 to \$149	310	152	329	151	1 246	97	2 209	80	927
\$150 to \$199	277	189	374	194	1 142	95	2 114	86	1 029
\$200 to \$249	376	197	435	500	1 940	143	3 181	141	1 587
\$250 to \$299	590	344	676	788	2 494	262	4 707	230	2 306
\$300 to \$349	493	331	910	709	2 865	320	5 217	308	3 947
\$350 to \$399	401	357	652	394	2 259	346	4 540	311	4 337
\$400 to \$449	235	370	587	338	1 818	286	3 392	292	4 571
\$450 to \$499	87	203	246	161	1 056	236	1 903	137	3 444
\$500 to \$549	48	120	72	101	651	176	1 153	126	2 763
\$550 to \$599	34	63	34	43	300	102	558	55	1 849
\$600 to \$649	6	78	18	16	222	105	325	30	1 322
\$650 to \$699	3	34	26	6	180	84	122	18	791
\$700 to \$749	—	13	8	—	84	37	99	12	334
\$750 to \$999	13	13	6	6	138	92	198	21	571
\$1,000 or more	2	29	2	5	53	4	99	—	245
Not computed	344	188	488	309	1 409	349	2 402	222	1 193
Median (dollars)	285	351	305	304	317	382	319	361	409
Mean (dollars)	286	357	305	314	330	402	324	364	418



990 Census Of Population And Housing Summary Tape File 1A

Geography:

040 Pennsylvania  
050 Adams County

Item:

MEDIAN CONTRACT RENT

Universe: Specified renter-occupied housing units paying cash rent  
Median contract rent

Adams County.....	300
Allegheny County.....	315
Armstrong County.....	205
Beaver County.....	230
Bedford County.....	189
Berks County.....	342
Blair County.....	224
Bradford County.....	231
Bucks County.....	524
Butler County.....	275
Cambria County.....	191
Cameron County.....	184
Carbon County.....	255
Centre County.....	401
Chester County.....	496
Clarion County.....	209
Clearfield County.....	207
Clinton County.....	214
Columbia County.....	241
Crawford County.....	210
Cumberland County.....	378
Dauphin County.....	357
Delaware County.....	445
Elk County.....	209
Erie County.....	248
Fayette County.....	196
Forest County.....	191
Franklin County.....	273
Fulton County.....	210
Greene County.....	187
Huntingdon County.....	197
Indiana County.....	254
Jefferson County.....	203
Juniata County.....	184
Lackawanna County.....	253
Lancaster County.....	363
Lawrence County.....	211
Lebanon County.....	293
Lehigh County.....	400
Luzerne County.....	243
Lycoming County.....	256
Mc Kean County.....	219
Mercer County.....	221
Mifflin County.....	204
Monroe County.....	432
Montgomery County.....	521
Montour County.....	256
Northampton County.....	381

Northumberland County.....	205
Perry County.....	262
Philadelphia County.....	358
Pike County.....	445
Potter County.....	216
Schuylkill County.....	222
Snyder County.....	234
Somerset County.....	196
Sullivan County.....	179
Susquehanna County.....	254
Tioga County.....	202
Union County.....	276
Venango County.....	209
Warren County.....	228
Washington County.....	241
Wayne County.....	299
Westmoreland County.....	<del>244</del>
Wyoming County.....	267
York County.....	329

# Housing Units Authorized by Building Permits: Annual 1990

States,  
Metropolitan  
Statistical Areas,  
Individual  
Places

Issued June 1991



**U.S. Department of Commerce**  
**Robert A. Mosbacher, Secretary**  
**Rockwell A. Schnabel, Deputy Secretary**

**Economics and Statistics  
Administration**  
**Michael R. Darby,**  
**Under Secretary for Economic Affairs  
and Administrator**

**BUREAU OF THE CENSUS**  
**Barbara Everitt Bryant, Director**

Table 4. New Privately Owned Housing Units Authorized in Permit-Issuing Places: 1989 and 1990—Con.

Permit-issuing places	1989	Total
Carleton County—Con.	4	4
Radbank township	4	4
Salem township	1	1
Sage township	1	1
Taboy township	1	1
Washington township	1	1
Clearfield County	2	2
Ball township	2	2
Brady township	2	2
Chester Hill borough	2	2
Chesterfield borough	2	2
Coalport borough	2	2
Cumruville borough	2	2
DuBois	2	2
Grand township	2	2
Houtzdale borough	2	2
Marblehead township	2	2
Osceola Mills borough	2	2
Sandy township	2	2
Westover borough	2	2
Carleton County	1	1
Albion township	1	1
Aves borough	1	1
Bald Eagle township	1	1
Beech Creek township	1	1
Beech Creek township	1	1
Carleton County Part Unincorporated Area #	13	13
Dunstable township (N)	13	13
Flemington borough	13	13
Greene township	13	13
Lerner township	13	13
Ledy township	13	13
Lock Haven	13	13
Logansport (N)	13	13
Mill Hill borough	13	13
Porter township	13	13
Pine Creek township	13	13
South Branch borough	13	13
Wayne township	13	13
Woodward township	13	13
Columbia County	1	1
Berkton borough	1	1
Bloomburg town	1	1
Brer Creek borough	1	1
Catskill borough	1	1
Columbia County Part #	1	1
Faring Creek township #	1	1
Framlin township	1	1
Greenwood township	1	1
Hannock township	1	1
Locust township	1	1
Madison township	1	1
Marion township	1	1
Marble borough	1	1
Mount Pleasant township	1	1
North Carleton township	1	1
Orangeville borough	1	1
Pine township	1	1
Good township (N)	1	1
Stewart borough	1	1
Sugarloaf township	1	1
Carleton County Part Unincorporated Area #	162	162
Thurville	162	162
Carleton County Part Unincorporated Area #	2	2
Vernon township	2	2
Cumberland County	18	18
Camp Hill borough	18	18
Carleton borough	18	18
Dickinson township	18	18
East Pennsboro township	18	18
Hampden township	18	18
Hopewell township	18	18
Lanoyne borough	18	18
Lower Allen township	18	18
Lower Fannord township	18	18
Lower Lattin township	18	18
Mechanicsburg borough	18	18
Midlesex township	18	18
Mount Holly Springs borough	18	18
Newburg borough	18	18
See footnotes at end of table.		

Table 4. New Privately Owned Housing Units Authorized in Permit-Issuing Places: 1989 and 1990—Con.

(For meanings, abbreviations and symbols, see introduction.)

Permit-issuing places	1989 total	1990				
		Total	1 unit	2 units	3 and 4 units	5 units or more
<b>PENNSYLVANIA—Con.</b>						
<b>Cumberland County—Con.</b>						
New Cumberland borough	(NA)	19	13	-	6	-
Neverside borough	(NA)	11	1	-	4	6
North Middleton township	(NA)	39	11	-	4	24
North Newton township	(NA)	6	6	-	-	-
Penn township	21	(NA)	(NA)	(NA)	(NA)	(NA)
Shippensburg borough	1	5	5	-	-	-
Shippensburg township	(NA)	(NA)	(NA)	(NA)	(NA)	(NA)
Shrumstown borough	-	(NA)	(NA)	(NA)	(NA)	(NA)
Silver Spring township	149	147	147	-	P.S.	-
South Middleton township	(11)	246	246	-	-	-
South Newton township	8	8	8	-	-	-
Upper Allen township	136	56	45	-	-	10
Upper Merion township	11	13	13	-	-	-
West Fairview borough	(NA)	2	-	2	-	-
West Pennsboro township	29	44	44	-	-	-
Wormleysburg borough	-	-	-	-	-	-
<b>Dauphin County</b>						
Conestoga township	12	9	9	-	-	-
Dauphin borough	-	-	-	-	-	-
Derry township	289	137	110	-	-	27
East Hanover township	18	22	22	-	-	26
Elizabethville borough	-	30	-	-	-	-
Greig borough	-	1	1	-	-	-
Harris borough	(NA)	-	-	-	-	-
Heller township	18	15	15	-	-	-
Herrsburg	37	125	36	-	4	88
Highspire borough	4	1	1	-	-	-
Muncaster township	4	-	-	-	-	-
Jackson township	24	9	9	-	-	-
Jefferson township	6	9	9	-	-	-
Landis township	4	17	17	-	-	-
Lower Paxton township	368	333	333	-	-	-
Lower Sadsbury township	68	26	26	-	-	-
Lyles borough	1	(NA)	(NA)	(NA)	(NA)	(NA)
Lyles township	7	6	6	-	-	-
Middletown borough	6	3	1	2	-	-
Merion township	5	5	5	-	-	-
Millersburg borough	2	9	9	-	-	-
Passing borough	-	-	-	-	-	-
Pendleborough	16	10	-	2	-	6
Pillow borough	1	-	-	-	-	-
Reed township	2	2	2	-	-	-
Royall borough	3	2	2	-	-	-
South Hanover township	14	18	18	-	-	-
Stanton borough	2	5	5	-	-	-
Susquehanna township	72	89	75	-	-	24
Sisters township	66	60	60	2	-	38
Upper Paxton township	16	18	18	-	-	-
Washington township	24	13	13	-	-	-
Wayne township	(NA)	(NA)	(NA)	(NA)	(NA)	(NA)
West Hanover township	27	14	14	-	-	-
Wisconsin township	(NA)	2	2	-	-	-
Williamstown borough	-	(NA)	(NA)	(NA)	(NA)	(NA)
Williams township	6	2	2	-	-	-
<b>Deleware County</b>						
Alden borough	(NA)	10	10	-	-	-
Aston township	(NA)	(NA)	(NA)	(NA)	(NA)	(NA)
Bethel township	61	73	73	-	-	-
Birmingham township	6	2	2	-	-	-
Brookhaven borough	-	2	2	-	-	-
Chester	2	1	1	-	-	-
Chester Heights borough	(NA)	(11)	79	1	-	78
Chester township	(NA)	(NA)	(NA)	(NA)	(NA)	(NA)
Chilton Heights borough	(11)	2	2	-	-	-
Collingsdale borough	-	-	-	-	-	-
Cohwyn borough	-	-	-	-	-	-
Concord township	31	23	23	-	-	-
Derby borough	-	-	-	-	-	-
Derby township	3	4	4	-	-	-
East Lansdowne borough	(11)	-	-	-	-	-
Eddystone borough	6	-	-	-	-	-
Egmont township	208	20	20	-	-	-
Fishkill borough	16	-	-	-	-	-
Glenelder borough	(NA)	(NA)	20	-	-	-
Haverford township	56	(11)	13	-	-	-
Lansdowne borough	5	6	2	4	-	-
Lower Chester township	-	-	-	-	-	-
Marcus Hook borough	-	-	1	4	-	-
Marys township	91	56	56	-	-	-
Meda borough	-	1	1	-	-	-
Middletown township	44	31	31	-	-	-
Millbourne borough	(01)	-	-	-	-	-
Morton borough	(01)	1	12	-	-	-
Netter Providence township	37	16	16	-	-	-
Newport township	40	6	6	-	-	-

See footnotes at end of table

**Table 4. New Privately Owned Housing Units Authorized in Permit-Issuing Places: 1989 and 1990—Con.**


[For meaning of abbreviations and symbols, see Introduction.]

Permit-issuing places	1989, total	1990				
		Total	1 unit	2 units	3 and 4 units	5 units or more
<b>PENNSYLVANIA—Con.</b>						
<b>Delaware County—Con.</b>						
Norwood borough	29	3	3	-	-	-
Parkeide borough	(11)	-	-	-	-	-
Prospect Park borough	-	9	9	-	-	-
Radnor township	(NA)	48	36	-	-	10
Ridley township	54	34	18	16	-	-
Ridley Park borough	4	1	1	-	-	-
Rose Valley borough	1	2	2	-	-	-
Rutledge borough	-	2	2	-	-	-
Sharon Hill borough	-	5	5	-	-	-
Springfield township	(NA)	9	9	-	-	-
Swarthmore borough	2	-	-	-	-	-
Thorndale township	8	7	7	-	-	-
Tricum township	3	7	6	2	-	-
Trainer borough	(02)	(NA)	(NA)	(NA)	(NA)	(NA)
Upland borough	-	7	7	-	-	-
Upper Chichester township	118	63	63	-	-	-
Upper Darby township	23	12	8	4	-	-
Upper Providence township	33	17	17	-	-	-
Yeadon borough	2	-	-	-	-	-
<b>Elk County</b>						
Benzinger township	49	39	37	2	-	-
Fox township	15	17	17	-	-	-
Johnsonburg borough	2	1	1	-	-	-
Jones township	9	16	16	-	-	-
Milstone township	-	-	-	-	-	-
Ridgway borough	1	2	2	-	-	-
Ridgway township	5	5	5	-	-	-
St. Marys borough	4	37	1	-	36	-
Spring Creek township	2	-	-	-	-	-
<b>Erie County</b>						
Albion borough	5	35	2	-	-	33
Amity township	4	7	7	-	-	-
Concord township	4	3	3	-	-	-
Corry	10	3	3	-	-	-
Edinboro borough	(NA)	(NA)	(NA)	(NA)	(NA)	(NA)
Elgin borough	2	-	-	-	-	-
Erie	51	24	14	-	4	6
Fairview borough	2	2	2	-	-	-
Fairview township	49	36	36	-	-	-
Franklin township	(NA)	(NA)	(NA)	(NA)	(NA)	(NA)
Girard borough	24	13	13	-	-	-
Girard township	6	17	17	-	-	-
Greene township	21	6	6	-	-	-
Greenfield township	8	13	13	-	-	-
Harborcreek township	56	73	73	-	-	-
Lake City borough	11	19	19	-	-	-
Lawrence Park township	-	-	-	-	-	-
La Boute township	(NA)	6	6	-	-	-
McKean township	9	16	16	-	-	-
McKean borough	(NA)	(NA)	(NA)	(NA)	(NA)	(NA)
Milcreek township	483	298	226	2	30	10
Mill Village borough	(NA)	(NA)	(NA)	(NA)	(NA)	(NA)
North East borough	6	1	1	-	-	-
North East township	23	41	41	-	-	-
Springfield township	12	11	11	-	-	-
Summit township	17	10	10	-	-	-
Union City borough	46	3	3	-	-	-
Union township	(NA)	(NA)	(NA)	(NA)	(NA)	(NA)
Venango township	5	11	11	-	-	-
Washington township	24	(NA)	(NA)	(NA)	(NA)	(NA)
Waterford township	12	10	10	-	-	-
Waterford borough	-	1	1	-	-	-
Wayne township	4	1	1	-	-	-
Wesleyville borough	(NA)	(NA)	(NA)	(NA)	(NA)	(NA)
<b>Fayette County</b>						
Connellsville	(NA)	2	2	-	-	-
Fayette County Part Unincorporated Area	(11)	170	153	-	-	17
Perryopolis borough	2	1	1	-	-	-
South Union township	(11)	51	32	28	4	-
Uniontown	7	-	-	-	-	-
Washington township	10	(NA)	(NA)	(NA)	(NA)	(NA)
Wharton township	(08)	16	10	-	-	-
<b>Forest County</b>						
Barnett township	4	(NA)	(NA)	(NA)	(NA)	(NA)
Green township	-	(NA)	(NA)	(NA)	(NA)	(NA)
Harmony township	1	(NA)	(NA)	(NA)	(NA)	(NA)
Hickory township	6	(NA)	(NA)	(NA)	(NA)	(NA)
Kingsley township	(NA)	7	7	-	-	-
Tionesta borough	(11)	-	-	-	-	-
Tionesta township	(NA)	1	1	-	-	-
<b>Franklin County</b>	<b>378</b>	<b>310</b>	<b>310</b>	<b>-</b>	<b>-</b>	<b>-</b>

See footnotes at end of table.



# Housing Units Authorized by Building Permits: Annual 1991



U.S. Department of Commerce  
Economics and Statistics Administration  
BUREAU OF THE CENSUS

**Table 4. New Privately Owned Housing Units Authorized in Permit-Issuing Places:  
1990 and 1991—Con.**

[For meaning of abbreviations and symbols, see introduction.]

Permit-issuing places	1990 total	1991				
		Total	1 unit	2 units	3 and 4 units	5 units or more
<b>PENNSYLVANIA—Con.</b>						
<b>Crawford County—Con.</b>						
Vernon township .....	..	12	12	..	..	..
Wayne township .....	..	6	6	..	..	..
West Fairview township .....	..	1	1	..	..	..
West Mead township .....	..	6	5	..	..	..
West Shavango township .....	..	1	1	..	..	..
Woodcock borough .....	..	1	1	..	..	..
Woodcock township .....	..	4	4	..	..	..
<b>Dauphin County</b>						
Camp Hill borough .....	1	2	2	..	..	..
Carlisle borough .....	41	65	22	..	..	38
Cooke township (P) .....	(P)	3	3	..	..	..
Dickinson township .....	42	34	34	..	..	..
East Pennsboro township .....	65	91	91	..	..	..
Harrisburg township .....	101	179	101	..	..	18
Hopewell township .....	22	12	12	..	..	..
Lansdale borough .....	13	6	6	..	..	..
Lower Allen township .....	135	125	6	..	..	..
Lower Frankford township .....	14	6	6	..	..	..
Lower Millin township .....	4	3	3	..	..	..
Mechanicsburg borough .....	73	2	2	..	..	..
Middlesex township .....	27	25	25	..	..	..
Marvle township .....	19	15	15	..	..	..
Mount Holly Springs borough .....	6	6	6	..	..	..
Newburg borough .....	4	2	2	..	..	..
New Cumberland borough .....	10	2	2	..	..	..
Norwilt borough .....	11	(P)	(P)	..	..	(P)
North Middleton township .....	14	14	14	..	..	..
North Newton township .....	6	6	6	..	..	..
Penn township .....	(P)	20	20	..	..	..
Shippensburg borough .....	(P)	7	7	..	..	..
Shippensburg township .....	(P)	1	1	..	..	..
Shrewsbury borough .....	(P)	117	117	..	..	..
Silver Spring township .....	147	117	117	..	..	..
Southampton township (P) .....	(P)	(P)	(P)	..	..	(P)
South Middleton township .....	245	124	124	..	..	..
South Newton township .....	6	6	6	..	..	..
Upper Allen township .....	25	27	27	..	..	..
Upper Frankford township (P) .....	(P)	7	7	..	..	..
Upper Millin township .....	13	6	6	..	..	..
West Fairview borough .....	2	2	2	..	..	..
West Pennsboro township .....	4	3	3	..	..	..
Wormleysburg borough .....	..	..	..	..	..	..
<b>Dauphin County</b>						
Cowboys township .....	0	10	10	..	..	..
Dauphin borough .....	..	(P)	(P)	..	..	(P)
Derry township .....	137	124	124	..	..	..
East Hanover township .....	23	6	6	..	..	..
Elizabethville borough .....	..	..	..	..	..	..
Oriskany borough .....	1	2	2	..	..	..
Hatler borough .....	..	15	15	..	..	..
Hatler township .....	15	23	23	..	..	..
Harrisburg .....	125	23	23	..	..	..
Highgate borough .....	1	1	1	..	..	..
Hummelstown borough .....	..	12	12	..	..	..
Jackson township .....	6	3	3	..	..	..
Jefferson township .....	17	25	25	..	..	..
Lancaster township .....	23	23	23	..	..	..
Lower Paxton township .....	23	23	23	..	..	..
Lower Sinking township .....	25	25	25	..	..	..
Lylesburg borough .....	(P)	(P)	(P)	..	..	(P)
Lylesburg township .....	2	6	6	..	..	..
Middle Paxton township (P) .....	(P)	3	3	..	..	..
Middletown borough .....	..	..	..	..	..	..
Millin township .....	2	5	5	..	..	..
Millersburg borough .....	6	15	15	..	..	..
Parkburg borough .....	..	1	1	..	..	..
Pandora borough .....	10	1	1	..	..	..
Peters borough .....	..	..	..	..	..	..
Reed township .....	2	2	2	..	..	..
Royalton borough .....	..	1	1	..	..	..
Rush township (P) .....	(P)	..	..	..	..	..
South Hanover township .....	12	2	2	..	..	..
Stockton borough .....	6	2	2	..	..	..
Susquehanna township .....	65	114	65	..	..	..
Susquehanna township .....	105	23	23	..	..	..
Upper Paxton township .....	15	21	21	..	..	..
Washington township .....	15	15	15	..	..	..
Wayne township .....	(P)	(P)	(P)	..	..	(P)
West Hanover township .....	14	6	6	..	..	..
Wilkes township .....	2	1	1	..	..	..
Willersport borough .....	(P)	..	..	..	..	..
Williams township .....	2	3	3	..	..	..

See footnotes at end of table.



Table 4. New Privately Owned Housing Units Authorized in Permit-Issuing Places: 1990 and 1991—Con.

(For meaning of abbreviations and symbols, see introduction.)

Permit-issuing places	1990, total	1991				
		Total	1 unit	2 units	3 and 4 units	5 units or more
<b>PENNSYLVANIA—Con.</b>						
<b>Erie County—Con.</b>						
Erie County—Con.						
McKean township	16	13	13	-	-	-
McKean borough	(NA)	(NA)	(NA)	(NA)	(NA)	(NA)
Milcreek township	268	495	248	2	35	210
Mill Village borough	(NA)	(NA)	(NA)	(NA)	(NA)	(NA)
North East borough	1	6	-	-	-	6
North East township	41	30	30	-	-	-
Springfield township	11	6	6	-	-	-
Summit township	10	7	7	-	-	-
Union City borough	3	3	3	-	-	-
Union township	(NA)	4	-	-	-	-
Venango township	11	17	17	-	-	-
Washington township	(NA)	(NA)	(NA)	(NA)	(NA)	(NA)
Waterford township	10	11	11	-	-	-
Waterford borough	1	1	1	-	-	-
Wellsburg borough (N)	(NA)	1	1	-	-	-
Wayne township	1	3	3	-	-	-
Westleyville borough	(NA)	-	-	-	-	-
<b>Fayette County</b>						
Fayette County						
Connellsville	2	(NA)	(NA)	(NA)	(NA)	(NA)
Fayette County Part Unincorporated Area	247	150	164	6	-	-
Henry Clay township (N)	(NA)	16	16	-	-	-
Chopyle borough (N)	(NA)	-	-	-	-	-
Perryopolis borough	1	3	3	-	-	-
South Union township	32	65	57	-	-	8
Stewart township (N)	(NA)	4	4	-	-	-
Uniontown	(NA)	6	6	-	-	-
Washington township	(NA)	15	15	-	-	-
Wharton township	10	15	15	-	-	-
<b>Forest County</b>						
Forest County						
Barnett township	(NA)	5	5	-	-	-
Green township	(NA)	(NA)	(NA)	(NA)	(NA)	(NA)
Harmony township	(NA)	-	-	-	-	-
Hickory township	(NA)	2	2	-	-	-
Howe township (N)	(NA)	-	-	-	-	-
Jenks township (N)	(NA)	1	1	-	-	-
Kingsley township	7	27	27	-	-	-
Tionesta borough	-	36	-	-	-	36
Tionesta township	1	1	1	-	-	-
Franklin County	310	(11)	165	165	-	-
<b>Fulton County</b>						
Fulton County						
Ayr township	9	1	1	-	-	-
Bethel township	4	9	9	-	-	-
Dublin township	1	4	4	-	-	-
Licking Creek township	8	4	4	-	-	-
McConnellsburg borough (N)	(NA)	-	-	-	-	-
Taylor township	4	-	-	-	-	-
Thompson township	5	5	5	-	-	-
Todd township	9	15	15	-	-	-
Union township (N)	(NA)	(NA)	(NA)	(NA)	(NA)	(NA)
Wells township	-	2	2	-	-	-
<b>Greene County</b>						
Greene County						
Aleppo township (N)	(NA)	4	4	-	-	-
Center township	2	5	5	-	-	-
Charlottesville borough	(NA)	-	-	-	-	-
Cumberland township (N)	(NA)	7	7	-	-	-
Franklin township (N)	(NA)	10	11	-	-	8
Gray township (N)	(NA)	-	-	-	-	-
Greene township (N)	(NA)	1	1	-	-	-
Greensboro borough (N)	(NA)	-	-	-	-	-
Jackson township (N)	(NA)	8	8	-	-	-
Jefferson township (N)	(NA)	8	8	-	-	-
Monongahela township (N)	(NA)	5	5	-	-	-
Morgan township (N)	(NA)	(NA)	(NA)	(NA)	(NA)	(NA)
Perry township	3	4	4	-	-	-
Rice Landing borough (N)	(NA)	(NA)	(NA)	(NA)	(NA)	(NA)
Richhill township	7	5	5	-	-	-
Washington township (N)	(NA)	2	2	-	-	-
Waynesburg borough	2	1	1	-	-	-
Whiskey township (N)	(NA)	-	-	-	-	-
<b>Huntingdon County</b>						
Huntingdon County						
Alexandria borough	(NA)	-	-	-	-	-
Barnes township	3	4	4	-	-	-
Brady township	3	2	2	-	-	-
Broad Top City borough	2	-	-	-	-	-
Carbon township	2	-	-	-	-	-
Case township	9	1	1	-	-	-
Caseville borough (N)	(NA)	-	-	-	-	-
Clay township	2	3	3	-	-	-
Cosmont borough (N)	(NA)	(NA)	(NA)	(NA)	(NA)	(NA)
Cromwell township	8	3	3	-	-	-
Dublin township	(NA)	2	2	-	-	-
Dudley borough	(NA)	-	-	-	-	-
Franklin township (N)	(NA)	1	1	-	-	-
Henderson township	(NA)	(NA)	(NA)	(NA)	(NA)	(NA)
Hopewell township (N)	(NA)	10	10	-	-	-

See footnotes at end of table.


C 3 215 / 4 . 0 4 0 / 9 2 - A



CURRENT CONSTRUCTION REPORTS  
C40/92-A

DO NOT CIRCULATE

# Housing Units Authorized by Building Permits: Annual 1992



U.S. Department of Commerce  
Economics and Statistics Administration  
BUREAU OF THE CENSUS

**Table 4. New Privately Owned Housing Units Authorized in Permit-Issuing Places: 1991 and 1992—Con.**

[For meaning of abbreviations and symbols, see Introduction.]

Permit-issuing places	1991, total	1992				
		Total	1 unit	2 units	3 and 4 units	5 units or more
<b>PENNSYLVANIA—Con.</b>						
<b>Columbia County—Con.</b>						
Mount Pleasant township (N)	(NA)	3	3			
North Centre township	(NA)	13	13			
Orange township (N)	11	18	18			
Orangeville borough	-	-	-			
Pine township	3	5	5			
Roaring Creek township (N)		12	12			
Scott township (N)	(NA)	21	21			
South Centre township (N)		(NA)	(NA)	(NA)	(NA)	(NA)
Swanton borough	1	1	1			
Superior township	-	-	-			
<b>Crawford County</b>						
Ashers township	2	2	2			
Beaver township	(P1)	(NA)	(NA)	(NA)	(NA)	(NA)
Bloomfield township	1	1	1			
Bloomington borough	1	1	1			
Cambridge Springs borough	1	1	1			
Cambridge township	0	11	11			
Centerville borough	-	-	-			
Cocharan borough	(P1)	(NA)	(NA)	(NA)	(NA)	(NA)
Conneaut Lake borough	(P1)	(NA)	(NA)	(NA)	(NA)	(NA)
Conneaut township		(NA)	(NA)	(NA)	(NA)	(NA)
Conneautville borough	(P7)	2	2			
Crawford County Part Unincorporated Area 0	(P2)	1	1			
Quincy township	2	1	1			
East Fairfield township	4	0	0			
East Fallowfield township	1	0	0			
East Mead township	0	0	0			
Fairfield township	0	0	0			
Greenwood township	0	0	0			
Hayfield township	0	0	0			
Hydetown borough	-	-	-			
Lincolnton borough	16	22	22			
Maschoke	7	7	7			
North Shesango township	0	0	0			
Oil Creek township (N)	0	0	0			
Pine township	0	0	0			
Randolph township	0	2	2			
Richmond township	0	4	4			
Rochelle township	3	0	0			
Roma township	13	0	0			
Salisbury township	(P1)	15	21			12
Seawater borough	1	2	2			
South Shesango township	12	0	0			
Sparks township	2	2	2			
Sparksburg borough	2	4	4			
Spring township	-	-	-			
Springtown borough	-	-	-			
Stauben township	2	(NA)	(NA)	(NA)	(NA)	(NA)
Summerhill township	2	2	2			
Summit township	0	0	0			
Thurville	1	1	1			
Townville borough	1	1	1			
Troy township	1	1	1			
Union township	1	1	1			
Venango borough	0	0	0			
Venango township	0	4	4			
Vernon township	12	0	0			
Wayne township	0	11	11			
West Fallowfield township	1	0	0			
West Mead township	1	2	2			
West Shesango township	1	2	2			
Woodcock borough	1	1	1			
Woodcock township	4	0	0			
<b>Chamberlain County</b>						
Camp Hill borough	2	2	2			
Carlisle borough	0	26	27			
Coake township (N)	2	2	2			
Dalton township	2	117	119			
East Pennsboro township	179	208	208			
Harpenden township	12	16	16			
Hopewell township	11	11	11			
Lemoyne borough	10	10	10			
Lower Allen township	6	6	6			
Lower Frankford township	2	4	4			
Lower Millin township	2	2	2			
Mechanicsburg borough	1	1	1			
Midway township	15	15	15			
Monroe township	0	0	0			
Mount Holly Springs borough	0	0	0			
New Chamberlain borough	2	2	2			
Newport borough	0	0	0			
Newville borough	0	0	0			
North Lebanon township	0	0	0			
North Newton township	0	0	0			

See footnotes at end of table.

Table 4. New Privately Owned Housing Units Authorized in Permit-issuing Places: 1991 and 1992—Con.

[For meaning of abbreviations and symbols, see introduction.]

Permit-issuing places	1991, total	1992				
		Total	1 unit	2 units	3 and 4 units	5 units or more
<b>PENNSYLVANIA—Con.</b>						
<b>Cumberland County—Con.</b>						
Penn township .....	20	20	20	—	—	—
Shippensburg borough .....	7	6	6	—	—	—
Shippensburg township .....	(NA)	(NA)	(NA)	(NA)	(NA)	(NA)
Shrewsbury borough .....	3	(NA)	(NA)	(NA)	(NA)	(NA)
Silver Spring township .....	117	118	118	—	—	—
South Middleton township .....	134	104	104	—	—	—
South Newton township .....	6	2	3	—	—	—
Southern township (P) .....	—	16	17	—	—	—
Upper Allen township .....	44	71	71	—	—	—
Upper Franksford township (P) .....	7	7	7	—	—	—
Upper Merion township .....	6	6	6	—	—	—
West Fairview borough .....	—	—	—	—	—	—
West Pennsboro township .....	26	41	41	—	—	—
Wormleysburg borough .....	5	—	—	—	—	—
<b>Dauphin County</b>						
Conewago township .....	10	9	9	—	—	—
Dauphin borough .....	(NA)	2	2	—	—	—
Derry township .....	124	197	198	—	—	—
East Hanover township .....	18	18	18	—	—	—
Elizabethtown borough .....	6	—	—	—	—	—
Greaz borough .....	2	1	1	—	—	—
Hellier borough .....	16	—	—	—	—	—
Hellier township .....	20	6	6	—	—	—
Harrisburg .....	25	41	41	—	—	—
Hightown borough .....	1	6	6	—	—	—
Hummelstown borough .....	—	11	11	—	—	—
Jackson township .....	12	11	11	—	—	—
Jefferson township .....	—	3	3	—	—	—
Lordsburg township .....	20	22	22	—	—	—
Lower Paxton township .....	269	315	315	—	—	—
Lower Suters township .....	20	40	40	—	—	—
Lyzers borough .....	(NA)	(NA)	(NA)	(NA)	(NA)	(NA)
Lyzers township .....	6	16	16	—	—	—
Madia Paxton township (P) .....	6	17	17	—	—	—
Middletown borough .....	—	2	2	—	—	—
Millin township .....	6	6	6	—	—	—
Millersburg borough .....	16	9	9	—	—	—
Passing borough .....	1	—	—	—	—	—
Parkbrook borough .....	—	(NA)	(NA)	(NA)	(NA)	(NA)
Pillow borough .....	1	—	—	—	—	—
Reed township .....	2	4	4	—	—	—
Royston borough .....	1	—	—	—	—	—
Rush township (P) .....	—	—	—	—	—	—
South Hanover township .....	26	25	25	—	—	—
Steelton borough .....	2	6	6	—	—	—
Susquehanna township .....	114	89	89	—	—	—
Suters township .....	26	163	77	—	—	—
Upper Paxton township .....	21	16	16	—	—	—
Washington township .....	16	11	11	—	—	—
Wayne township .....	(NA)	21	21	—	—	—
West Hanover township .....	6	16	16	—	—	—
Worcester township .....	1	1	1	—	—	—
Williams township .....	3	6	6	—	—	—
Williamstown borough .....	—	(NA)	(NA)	(NA)	(NA)	(NA)
<b>Delaware County</b>						
Alden borough .....	(NA)	(NA)	(NA)	(NA)	(NA)	(NA)
Aston township .....	(NA)	162	162	—	—	—
Bethel township .....	26	20	20	—	—	—
Birmingham township .....	3	25	25	—	—	—
Brookhaven borough .....	—	1	1	—	—	—
Chester .....	—	4	4	—	—	—
Chester Heights borough .....	(11)	1	1	—	—	—
Chester township .....	(NA)	(NA)	(NA)	(NA)	(NA)	(NA)
Cilton Heights borough .....	—	(21)	—	—	—	—
Collingdale borough .....	—	—	—	—	—	—
Cohryn borough .....	(11)	—	—	—	—	—
Concord township .....	27	14	14	—	—	—
Darby borough .....	—	—	—	—	—	—
Darby township .....	2	(11)	2	—	—	—
East Lansdowne borough .....	—	—	—	—	—	—
Eddystone borough .....	4	—	—	—	—	—
Edgmont township .....	26	21	21	—	—	—
Falcraft borough .....	5	2	2	—	—	—
Glenolden borough .....	12	6	6	—	—	—
Haverford township .....	25	(26)	16	—	—	—
Lansdowne borough .....	—	1	1	—	—	—
Lower Chester township .....	—	1	1	—	—	—
Mars Hill borough .....	—	—	—	—	—	—
Maria township .....	46	(16)	22	—	—	—
Media borough .....	1	1	1	—	—	—
Middletown township .....	6	26	26	—	—	—
Millbourne borough .....	(NA)	(NA)	(NA)	(NA)	(NA)	(NA)
Morton borough .....	4	7	7	—	—	—
Nether Providence township .....	6	7	7	—	—	—
Newtown township .....	13	4	4	—	—	—

See footnotes at end of table.

Table 4. New Privately Owned Housing Units Authorized in Permit-Issuing Places: 1991 and 1992—Con.

[For meaning of abbreviations and symbols, see introduction.]

Permit-issuing places	1991 total	1992				
		Total	1 unit	2 units	3 and 4 units	5 units or more
<b>PENNSYLVANIA—Con.</b>						
<b>Forest County</b>						
Barnet township	5	3	3	-	-	-
Green township	(NA)	(NA)	(NA)	(NA)	(NA)	(NA)
Harmony township	-	-	-	-	-	-
Hickory township	2	5	5	-	-	-
Howe township (N)	-	-	-	-	-	-
Jenks township (N)	1	5	5	-	-	-
Kingsley township	27	6	4	2	-	-
Tionesta borough	36	-	-	-	-	-
Tionesta township	1	3	3	-	-	-
<b>Franklin County</b>	(11)	165	710	-	-	-
<b>Fulton County</b>						
Ayr township	1	6	6	-	-	-
Bethel township	6	4	4	-	-	-
Dublin township	4	1	1	-	-	-
Licking Creek township	4	11	11	-	-	-
McConnellsbury borough (N)	-	-	-	-	-	-
Taylor township	-	4	4	-	-	-
Thompson township	5	7	7	-	-	-
Todd township	15	13	13	-	-	-
Union township (N)	-	(NA)	(NA)	(NA)	(NA)	(NA)
Wells township	2	-	-	-	-	-
<b>Greene County</b>						
Alpena township (N)	4	4	4	-	-	-
Center township	5	2	2	-	-	-
Clarksville borough	-	-	-	-	-	-
Cumberland township (N)	7	16	16	-	-	-
Franklin township (N)	19	12	12	-	-	-
Gray township (N)	-	-	-	-	-	-
Greene township (N)	1	-	-	-	-	-
Greensboro borough (N)	-	-	-	-	-	-
Jackson township (N)	-	-	-	-	-	-
Jefferson township (N)	8	6	6	-	-	-
Monongahela township (N)	5	2	2	-	-	-
Morgan township (N)	-	(NA)	(NA)	(NA)	(NA)	(NA)
Morris township (N)	(NA)	(NA)	(NA)	(NA)	(NA)	(NA)
Perry township	4	5	5	-	-	-
Roose Landing borough (N)	-	(NA)	(NA)	(NA)	(NA)	(NA)
Richhill township	5	6	6	-	-	-
Washington township (N)	2	(NA)	(NA)	(NA)	(NA)	(NA)
Waynesburg borough	1	4	4	-	-	-
Whiskey township (N)	-	2	2	-	-	-
<b>Huntingdon County</b>						
Alexandria borough	-	(NA)	(NA)	(NA)	(NA)	(NA)
Barnes township	4	4	4	-	-	-
Brady township	2	-	-	-	-	-
Broad Top City borough	-	-	-	-	-	-
Carbon township	-	-	-	-	-	-
Cass township	1	6	6	-	-	-
Cassville borough (N)	-	-	-	-	-	-
Clay township	3	2	2	-	-	-
Coalmont borough (N)	-	(NA)	(NA)	(NA)	(NA)	(NA)
Cromwell township	3	7	7	-	-	-
Dublin township	2	1	1	-	-	-
Dudley borough	-	-	-	-	-	-
Franklin township (N)	1	1	1	-	-	-
Henderson township	(NA)	5	5	-	-	-
Hopewell township (N)	10	3	3	-	-	-
Huntingdon borough	11	72	13	-	-	-
Jackson township	1	12	12	-	-	-
Junata township	1	5	5	-	-	-
Lincoln township (N)	(NA)	1	1	-	-	-
Logan township	5	4	4	-	-	-
Mapleton borough	(NA)	(NA)	(NA)	(NA)	(NA)	(NA)
Mill Creek borough	-	-	-	-	-	-
Miller township	4	3	3	-	-	-
Morris township (N)	-	1	1	-	-	-
Mount Union borough	1	-	-	-	-	-
Onida township	(NA)	6	6	-	-	-
Orleans borough	(NA)	(NA)	(NA)	(NA)	(NA)	(NA)
Parr township	8	9	9	-	-	-
Petersburg borough	-	-	-	-	-	-
Porter township	6	7	7	-	-	-
Rockhill Furnace borough	(NA)	(NA)	(NA)	(NA)	(NA)	(NA)
Sahilo borough	-	-	-	-	-	-
Shelby township	5	5	5	-	-	-
Shelbysburg borough	-	3	3	-	-	-
Smithfield township	(NA)	3	3	-	-	-
Springfield township	4	3	3	-	-	-
Spruce Creek township	-	-	-	-	-	-
Tell township	4	6	6	-	-	-
Three Springs borough	25	2	2	-	-	-
Todd township	11	4	4	-	-	-

See footnotes at end of table.

# Housing Units Authorized by Building Permits: Annual 1993

States,  
Metropolitan Areas,  
Individual Places

Issued June 1994



**U.S. Department of Commerce**  
**Ronald H. Brown, Secretary**  
**Economics and Statistics Administration**  
**Paul A. London, Acting Under Secretary**  
**for Economic Affairs**  
**BUREAU OF THE CENSUS**  
**Harry A. Scarr, Acting Director**

Table 4. New Privately Owned Housing Units Authorized in Permit-Issuing Places: 1992 and 1993—Con.

[For meaning of abbreviations and symbols, see introduction.]

Permit-issuing places	1992 total	1993				
		Total	1 unit	2 units	3 and 4 units	5 units or more
<b>PENNSYLVANIA—Con.</b>						
<b>Crawford County—Con.</b>						
South Shenango township	(01) 5	6	6	-	-	-
Sparta township	1	(NA)	(NA)	(NA)	(NA)	(NA)
Spertansburg borough	1	-	-	-	-	-
Spring township	4	2	2	-	-	-
Springboro borough	-	1	-	-	-	-
Stauben township	(NA)	(NA)	(NA)	(NA)	(NA)	(NA)
Summerhill township	1	4	4	-	-	-
Summit township	1	6	6	-	-	-
Thuseville	1	2	2	-	-	-
Toanville borough	-	-	-	-	-	-
Troy township	-	(07)	-	-	-	-
Union township	3	6	6	-	-	-
Venango borough	-	1	1	-	-	-
Venango township	8	8	8	-	-	-
Vernon township	8	11	11	-	-	-
Wayne township	11	8	8	-	-	-
West Fallowfield township	(06)	(02)	16	-	-	-
West Mead township	2	16	16	-	-	-
West Shenango township	1	-	-	-	-	-
Woodcock borough	(07)	(NA)	(NA)	(NA)	(NA)	(NA)
Woodcock township	-	-	-	-	-	-
<b>Cumberland County</b>						
Camp Hill borough	5	-	-	-	-	-
Carlisle borough	33	26	20	2	4	-
Cooke township (N)	5	2	2	-	-	-
Dickinson township	44	48	48	-	-	-
East Pennsboro township	117	151	151	-	-	-
Hampden township	208	183	183	-	-	-
Hopewell township	18	11	11	-	-	-
Lemoyne borough	11	4	4	-	-	-
Lower Allen township	80	84	46	-	8	-
Lower Frankford township	13	12	12	-	-	-
Lower Merion township	4	1	1	-	-	-
Mechanicsburg borough	-	3	3	-	-	-
Middlesex township	60	56	52	-	4	-
Monroe township	25	18	18	-	-	-
Mount Holly Springs borough	1	7	7	-	-	-
New Cumberland borough	1	4	-	-	4	-
Newburg borough	3	1	1	-	-	-
Newville borough	2	-	-	-	-	-
North Middleton township	16	17	17	-	-	-
North Newton township	26	16	16	-	-	-
Penn township	20	(NA)	(NA)	(NA)	(NA)	(NA)
Shippensburg borough	8	17	17	-	-	-
Shippensburg township	(NA)	(NA)	(NA)	(NA)	(NA)	(NA)
Shirmerstown borough	(NA)	(NA)	(NA)	(NA)	(NA)	(NA)
Silver Spring township	118	128	128	-	-	-
South Middleton township	104	117	117	-	-	-
South Newton township	3	12	12	-	-	-
Southampton township (N)	19	42	42	-	-	-
Upper Allen township	71	103	103	-	-	-
Upper Frankford township (N)	7	8	8	-	-	-
Upper Merion township	8	6	6	-	-	-
West Fairview borough	-	(NA)	(NA)	(NA)	(NA)	(NA)
West Pennsboro township	41	28	28	-	-	-
Wormleysburg borough	-	1	1	-	-	-
<b>Dauphin County</b>						
Conowingo township	8	8	8	-	-	-
Dauphin borough	2	-	-	-	-	-
Derry township	187	104	104	-	-	-
East Hanover township	15	17	17	-	-	-
Elizabethville borough	2	5	2	-	3	-
Gretz borough	1	2	2	-	-	-
Halifax borough	-	-	-	-	-	-
Halifax township	8	12	12	-	-	-
Harrisburg	41	88	12	-	8	78
Highspire borough	8	-	-	-	-	-
Hummelstown borough	11	12	12	-	-	-
Jackson township	11	7	7	-	-	-
Jefferson township	1	1	1	-	-	-
Londonderry township	3	25	25	-	-	-
Lower Paxton township	315	338	286	-	-	40
Lower Suters township	46	84	80	-	4	-
Lykens borough	(NA)	(NA)	(NA)	(NA)	(NA)	(NA)
Lykens township	16	5	5	-	-	-
Middle Paxton township (N)	17	23	23	-	-	-
Middletown borough	2	3	3	-	-	-
Merion township	8	(02)	-	-	-	-
Millersburg borough	3	2	2	-	-	-
Paxtang borough	-	(NA)	(NA)	(NA)	(NA)	(NA)
Penbrook borough	(NA)	-	-	-	-	-
Pillow borough	-	1	1	-	-	-

See footnotes at end of table.

Table 4. New Privately Owned Housing Units Authorized in Permit-Issuing Places: 1992 and 1993—Con.

[For meaning of abbreviations and symbols, see introduction.]

Permit-issuing places	1992 total	1993				
		Total	1 unit	2 units	3 and 4 units	5 units or more
<b>PENNSYLVANIA—Con.</b>						
<b>Erie County</b>						
Albion borough	5	9	7	2		
Amity township	2	6	6			
Concord township	2	6	6			
Corry	3	3				
Craneville borough (N)	-	2	2			
Edinboro borough	10	10	10			
Elgin borough	-	-	-			
Elk Creek township (N)	6	6	6			
Erie	38	(11) 178	23	6	43	64
Fairview borough	1	-	-			
Fairview township	27	24	24			
Franklin township	11	(NA)	(NA)	(NA)	(NA)	(NA)
Girard borough	21	24	24			
Girard township	14	16	16			
Greene township	12	9	9			
Greenfield township	11	10	10			
Harborcreek township	74	105	105			
Lake City borough	7	6	6			
Lawrence Park township	-	-	-			
Le Boeuf township	7	6	6			
McKean borough	(NA)	(NA)	(NA)	(NA)	(NA)	(NA)
McKean township	13	22	22			
Mill Village borough	(NA)	(NA)	(NA)	(NA)	(NA)	(NA)
Millersburg township	286	354	221	16	74	43
North East borough	1	2	2			
North East township	31	20	20			
Springfield township	10	12	12			
Summit township	21	25	25			
Union City borough	1	3	3			
Union township	2	1	1			
Venango township	14	12	12			
Washington township	28	47	47			
Waterford borough	(NA)	(NA)	(NA)	(NA)	(NA)	(NA)
Waterford township	11	27	27			
Watsburg township (N)	(NA)	(NA)	(NA)	(NA)	(NA)	(NA)
Wayne township	6	1	1			
Westleyville borough	(NA)	(NA)	(NA)	(NA)	(NA)	(NA)
<b>Fayette County</b>						
Connelsville	-	(NA)	(NA)	(NA)	(NA)	(NA)
Connelsville township	(NA)	(NA)	(NA)	(NA)	(NA)	(NA)
Fayette County Part Unincorporated Area	220	217	217			
Harry City township (N)	12	10	10			
Onysie borough (N)	(NA)	-	-			
Perryopolis borough	6	19	19			
South Union township	65	(10) 69	69			
Stewart township (N)	3	6	6			
Uniontown	3	-	-			
Washington township	6	6	6			
Wharton township	18	(NA)	(NA)	(NA)	(NA)	(NA)
<b>Forest County</b>						
Barnett township	3	6	6			
Onion township	(NA)	(NA)	(NA)	(NA)	(NA)	(NA)
Harmony township	5	6	6			
Hickory township	5	6	6			
Howe township (N)	-	-	-			
Jenks township (N)	5	2	2			
Kingsley township	6	(NA)	(NA)	(NA)	(NA)	(NA)
Tionesta borough	-	-	-			
Tionesta township	3	4	4			
<b>Franklin County</b>	710	643	643			
<b>Fulton County</b>						
Ayr township	6	4	4			
Bethel township	4	12	12			
Brush Creek township (N)	(NA)	2	2			
Dublin township	1	4	4			
Licking Creek township	11	9	9			
McCormick borough (N)	-	-	-			
Taylor township	4	4	4			
Thompson township	7	3	3			
Todd township	13	9	9			
Union township (N)	(NA)	(NA)	(NA)	(NA)	(NA)	(NA)
Wells township	-	-	-			
<b>Greene County</b>						
Alpena township (N)	4	1	1			
Cannonsburg borough (N)	(NA)	-	-			
Center township	2	4	4			
Clarksville borough	-	-	-			
Cumberland township (N)	16	15	15			
Franklin township (N)	12	24	16	2		6
Gray township (N)	-	(NA)	(NA)	(NA)	(NA)	(NA)
Greene township (N)	-	-	-			
Greensboro borough (N)	-	-	-			
Jackson township (N)	-	-	-			

See footnotes at end of table.



**Allegheny Area School District (Cont)**

Alton Elementary School... Pamela Ehty 19 St. Carlisle 17013, (717) 240-6790	K-5/450	2-5	A,C,M	10
1 Elementary School... James Burgess/Mary Elen Conway South St. Carlisle 17013, (717) 240-6785	K-5/280	2-5	A,C,M	10
eland Elementary School... Richard Ocker son St. Carlisle 17013, (717) 240-6780	K-5/402	2-5	A,C,M	10
1 Holly Springs Elem Sch... Carolle Holly/Pam Timmons Mooreland Ave, Mt Holly Spgs 17055, (717) 486-3940	K-5/275	2-5	A,C	9
Dickinson Elem School... Dr. Corinne Eisenhart/Sue Garrett N Dickinson School Rd, Carlisle 17013, (717) 243-5002	K-5/178	2-5	A,C	9
<b>Secondary Schools.....Principal/Librarian Gr/Enr VCR Computer Units</b>				
Senior High School... Randall Drake/Frances Sellers W Penn St, Carlisle 17013, (717) 240-6855	11-12/730	2-5	A,Z,C	45
L Swartz Inter School... Randall Drake/Annette Grubb W Penn St, Carlisle 17013, (717) 240-6800	9-10/811	2-5	A,C	40
erton Middle School... Edward Plocki/Robert Yengst S Hanover St, Carlisle 17013, (717) 240-6760	6-8/533	2-5	A,C	41
7 Middle School... Kermit Letner Waggoners Gap Rd, Carlisle 17013, (717) 240-6740	6-8/582	2-5	A	41

**Cumberland Valley School Dist 6746 Carlisle Pike, Mechanicsburg 17055 (717) 697-8261**

Enr: 6,902. Tchrs: 392. Schs: 10. RWI: 97%. DDP: Med. Bl: 1%. Asian: 3%. White: 95%. Coll Bd: 48%. Sat Dish: W. Cable: Y. Modems: Y. Networks: Y. CD-ROM: Y. Videodisc: Y. Computers: A, M, Q, G, Z. Units: 436

1 Brennehan	1	Edward Hair	2,28	
1 Anthony Coistra	2,29	Russell Trimmer	3	
1 Rankin	4	Edward Hermance	5	
1 Meadows	6	James Smith	8,10,14,34	
1 Kadel	11,20,21,27	Mark Thomas	12	
1 Coslett	15	Margaret Martin	15	
1 Shively	16	Craig Boyer	18,64	
1 Hays	24	Ted Mannino	30,44	
1 Eckman	33,54	Ann Dallam	37,65	
1 Luft	46	Samuel Gruber	57	
<b>Elementary Schools.....Principal/Librarian Gr/Enr VCR Computer Units</b>				
Ridge Elementary School... Richard Smith/Elizabeth Kenyon een Ridge Rd, Mechanicsburg 17055, (717) 766-4911	K-5/336	2-5	A,Q,G,M	14
1 Jen Elementary School... Donald Zeigler Skyport Rd, Mechanicsburg 17055, (717) 737-4513	K-5/530	2-5	Q,A,Z	35
1 sex Elementary School... Ralph Johnson N Middlesex Rd, Carlisle 17013, (717) 249-5586	K-5/466	2-5	A	10
1 e Elementary School... Randall Pletcher Boiling Springs Rd, Boiling Spg 17007, (717) 258-6208	K-5/470	2-5	Q,A,G	29
1 Elementary School... William E Wishard Good Hope Rd, Enola 17025, (717) 732-2460	K-5/366	2-5	A,G	19
1 Spring Elem School... Harold Pomraning Carlisle Pike, Mechanicsburg 17055, (717) 766-3332	K-5/456	2-5	A,G	17
1 ng Hill Elem School... Richard Roth S Sporting Hill Rd, Mechanicsburg 17055, 1761-5052	K-5/600	6-10	A,M,G,O	19
<b>Secondary Schools.....Principal/Librarian Gr/Enr VCR Computer Units</b>				
1 rland Valley High School... Harold Bricker/Elizabeth Owen Carlisle Pike, Mechanicsburg 17055, (717) 766-0217	9-12/2,000	11-20	M,A,O,G	187
1 rland Valley Mid Sch West... Dr. Eugene M Baldwin/Barbara Fickes Carlisle Pike, Mechanicsburg 17055, (717) 766-0217	6-8/828	6-10	A,Q,M,Z	54
1 -hope Middle School... Robert J Crobak/Debra Miller Skyport Rd, Mechanicsburg 17055, (717) 761-1865	6-8/850	6-10	A,Q,M	52

**East Pennsboro Area Sch Dist 890 Valley St, Enola 17025 (717) 732-3601**

Enr: 2,278. Tchrs: 163. Schs: 4. RWI: 94%. DDP: High. Bl: 1%. Hisp: 1%. Asian: 3%. White: 94%. Coll Bd: 35%. Sat Dish: W. Cable: Y. Modems: Y. CD-ROM: Y. Computers: A, M, Units: 137

1 nn Zehner	1,7,21,22,23,27	Harold Statler	3	
1 ones	4	Robert Burgett	5,16,45	
1 Hostetler	12	Kim Bright	14,34,54	
1 einck	18,20,64	Loretta Cauffman	33	
1 Jebeney	44	Christine Frenchek	46	
1 immerman	65			
<b>Schools.....Principal/Librarian Gr/Enr VCR Computer Units</b>				
1 nnsboro Elementary Ctr... Carol Capriotti/Cathy Miller V Enola Dr, Enola 17025, (717) 732-0441	1-5/508	6-10	A	20
1 nnsboro Middle School... Keith Voelker/Vicki Leo 4 Enola Dr, Enola 17025, (717) 732-0771	6-8/568	2-5	A,M	42

**East Pennsboro Area Sch Dist (Cont)**

East Pennsboro Senior High Sch... Alfred Isopi/Marsha Wingard 425 W Shady Ln, Enola 17025, (717) 732-0723	9-12/700	6-10	A,M	55
West Creek Hills Elem School... William Fry/Ronald Mentzer 400 Erford Rd, Camp Hill 17011, (717) 732-0142	K-5/577	2-5	A	20

**\*Mechanicsburg Area Sch Dist 500 S Broad St, Mechanicsburg 17055 (717) 691-4500**

Enr: 3,288. Tchrs: 204. Schs: 8. EST: J. RWI: 97%. DDP: High. Asian: 1%. White: 98%. Coll Bd: 70%. Sat Dish: W. Cable: Y. Tapes: 50. Networks: Y. CD-ROM: Y. Videodisc: Y. Computers: Z, A, M, Units: 481

Dr. Robert H Curtis	1	Ranny Singiser	2,7,18,26,29,44,62	
Richard Bollinger	3	Robert Shambaugh	4	
Alan Van Drew	5,16,17,21,23	Margaret Eichelberger	6	
Roland Foor	10,14,33,34,54,59	Douglas Rohrbaugh	12	
Thomas Hanshaw	14,15	Ronald Kiehl	18,64	
Raymond Young	22,25,45	Margaret Messner	28	
Larry Barnhouse	44	Andrea Toro	57	
Thomas Zimmerman	65			
<b>Public Schools.....Principal/Librarian Gr/Enr VCR Computer Units</b>				
Broad Street Elementary School... Frank Coffey 200 S Broad St, Mechanicsburg 17055, (717) 691-4574	K-5/272	2-5	Z,A	59
Filbert Street Elem School... Jack Wagoner 505 S Filbert St, Mechanicsburg 17055, (717) 691-4578	K-5/316	2-5	Z,A	60
Mechanicsburg Area Sr High Sch... Dr. Richard Bollinger/Nadine Mistretta 500 S Broad St, Mechanicsburg 17055, (717) 691-4530	9-12/1,113	11-20	A,M	70
Mechanicsburg Intermediate Sch... Leonard Ference/Gail Shamiko 100 E Elmwood Ave, Mechanicsburg 17055, (717) 691-4560	6-8/485	6-10	Z,A	70
Northside Elementary School... Marlin Lippert/Margaret Wohlforth 411 N Walnut St, Mechanicsburg 17055, (717) 691-4581	K-5/351	2-5	Z,A	63
Shepherdstown Elem School... Judith Ingram 1849 S York St, Mechanicsburg 17055, (717) 691-4589	1-3/319	2-5	Z,A	58
Shiremanstown Elem School... Elaine Schmidt 41 S Locust St, Shiremanstown 17011, (717) 691-4586	K-5/88	2-5	Z,A	38
Upper Allen Elementary School... Norma Mateer 1790 S Market St, Mechanicsburg 17055, (717) 691-4594	K,3-5/344	2-5	Z,A	63

**\*Shippensburg Area Sch District 317 N Morris St, Shippensburg 17257 (717) 530-2700**

Enr: 2,720. Tchrs: 156. Schs: 5. RWI: 93%. DDP: Med. Bl: 2%. Asian: 1%. White: 96%. Coll Bd: 36%. Cable: Y. Tapes: 12. Modems: Y. Computers: A, R, Units: 99

David Landis	1	Lucy Konetschni	2,21,27,33,58,62	
Larry McNaughton	3	Frank Besore	4	
Deborah Westlover	5	Dorothy Coy	6	
Dr. William McArthur	12	James Richardson	13	
Lloyd Haller	14,34	Thomas Dick	16	
George Naugle	18,20,64	Betty Jane Irvin	22,45,46,47	
Peggy Rhinehart	34	Troyer Howe	44	
Michael Boryan	54	Dennis Spedden	57	
<b>Public Schools.....Principal/Librarian Gr/Enr VCR Computer Units</b>				
Burd Elementary School... Dale Hess/Carol Gimm 600 Brad St, Shippensburg 17257, (717) 530-2780	K-6/550	2-5	R,A	12
Grayson Elementary School... Lawrence Bastier/Elaine Haller 301 Lurgan Ave, Shippensburg 17257, (717) 530-2771	K-6/695	2-5	A,R	12
Rowland Laboratory School... Mary Taylor Shippensburg Univ Campus, Shippensburg 17257, (717) 532-1612	K-6/134	1	R,A	10
Shippensburg Area Jr High Sch... Rodney Young/Phyllis Gettel 101 Park Pl, Shippensburg 17257, (717) 530-2750	7-9/615	6-10	A,R	32
Shippensburg Area Sr High Sch... Dr. Fredenck Shilling/Carol Nollenberger 201 Eberly Dr, Shippensburg 17257, (717) 530-2730	10-12/726	6-10	R,A	33

**\*South Middleton School Dist 4 Forge Rd, Boiling Spring 17007 (717) 258-6484**

Enr: 1,775. Tchrs: 127. Schs: 3. RWI: 94%. DDP: Med. Bl: 1%. Asian: 1%. White: 97%. Coll Bd: 50%. Cable: Y. Modems: Y. Networks: M, V. CD-ROM: Y. Videodisc: 3. Computers: A, M, V, O, Z. Units: 109

Dr. Robert Miller	1,21,22,23,27,33,34,44	Patrick Dieter	3,18,64	
Randy Zook	4	James Vankirk	5,16,66	
Eugene Barrick	6	John Rich	12	
Diane Willis	17	Karen Cochran	20	
Josie Henry	45	Barbara Kenpl	54	
Ronald Boggs	65			
<b>Public Schools.....Principal/Librarian Gr/Enr VCR Computer Units</b>				
Boiling Springs Jr-Sr High Sch... Stephen Andreyack/Karen Cochran 4 Forge Rd, Boiling Spg 17007, (717) 258-6484	7-12/800	6-10	M,V	44
Iron Forge Educational Center... Curtis Griffin/Nancy Diehl 4 Forge Rd, Boiling Spg 17007, (717) 258-6484	4-6/425	2-5	A,V,Z	24

<b>Videodisc</b>	<b>Satellite Dish</b>	<b>Computers (Predominant Brand in Bold)</b>	<b>ILS Brand</b>	<b>Additional Characteristics</b>
<ul style="list-style-type: none"> <li>1 - Level 1</li> <li>2 - Level 2</li> <li>3 - Level 3</li> <li>4 - Yes</li> </ul>	<ul style="list-style-type: none"> <li>C - C-Band</li> <li>K - Ku-Band</li> <li>S - Ku or C Band</li> <li>W - White (Channel One)</li> <li>Y - All other</li> </ul>	<ul style="list-style-type: none"> <li>A - Apple</li> <li>C - Commodore</li> <li>D - Tandy</li> <li>F - Franklin</li> <li>G - Apple II GS</li> <li>I - T I</li> <li>K - Amiga</li> <li>M - IBM</li> <li>O - Other</li> <li>Q - Macintosh</li> <li>R - Radio Shack</li> <li>T - Atan</li> <li>Y - Ursprung</li> <li>Z - IBM Compatible</li> <li>Units: Total instructional computers including all brands</li> </ul>	<ul style="list-style-type: none"> <li>B - Other ILS</li> <li>J - Jostens</li> <li>P - PLATO</li> <li>W - WICAT</li> <li>U - UCC</li> </ul>	<ul style="list-style-type: none"> <li>Ⓞ - New School</li> <li>Ⓟ - Year-Round School</li> <li>‡ - Schools with Adult Education Classes</li> <li>§ - Schools without Special Education Classes</li> </ul>

**FOREST COUNTY**

**\*Fayette County Private Schools**

Private Schools.....Principal	Gr/Enr	VCR Computer Units
Bible Baptist School 1 Evergreen Ter, Uniontown 15401, (412) 439-2519	K-12/59	A 3
Echo Child Development Center W Harvey Ave, Masontown 15461, (412) 583-8282	P/135	
Fundamental Bible Church Sch N Liberty & Circle Sts, Perryopolis 15473, (412) 736-8111	K-12/28	
Metro Christian Academy Route 51, Belle Vernon 15012, (412) 929-6688	P-10/38	
New Meadow Run Sch Route 40, Farmington 15437, (412) 329-8573	P-8/84	
Uniontown Hill Top SDA School 535 Connelistsville St, Uniontown 15401, (412) 437-5510	1-8/8	

**\*Fayette County AVTS District RR 2 Box 122a, Uniontown 15401 (412) 437-2721**

Tchrs: 40. Schs: 1, Computers: 2, A. Units: 46

John Trees.....1,29,61,62 Andrew Sholtis.....2,57

Public Schools.....Principal/Librarian	Gr/Enr	VCR Computer Units
Fayette County AVTS...John Trees RR 2 Box 122a, Uniontown 15401, (412) 437-2721	Voc/975	2-5 ZA 46

**\*North Fayette County AVTS Dist Locust St Extension, Connelistsville 15425 (412) 626-0236**

Tchrs: 11, Schs: 1, Computers: M, Units: 20

Kenneth Parker.....1,62

Public Schools.....Principal/Librarian	Gr/Enr	VCR Computer Units
North Fayette County AVTS...Kenneth Parker Locust St Extension, Connelistsville 15425, (412) 626-0236	Voc/450	2-5 M 20

**FOREST COUNTY**

**\*Forest Area School District 210 Vine St, Tionesta 16353 (814) 755-4491**

Enr: 780, Tchrs: 46, Schs: 3, RWI: 85%, DDP: High, Hisp: 1%, White: 98%, Coll Bd: 30%,  
Sat Dish: S, Cable: Y, CD-ROM: Y, Computers: A, D, M, O, Units: 59

Dr. Howard Ferguson.....1,21,28 Joan Skubinski.....8,65  
Nancy Wallace.....8,65 Timothy Sneringer.....12  
Edward Tesla.....20 Audrey Falier.....33  
William Thompson.....44 Kerry Wolbert.....44

Public Schools.....Principal/Librarian	Gr/Enr	VCR Computer Units
East Forest School...Arthur Van Nort/ <i>Marsha Bechner</i> Berch Street, Manerville 16239, (814) 927-6688	K-12/300	2-5 D.A.M.O 30
West Forest Elementary School...Dr. Howard Ferguson/ <i>Edward Tesla</i> 210 Vine St, Tionesta 16353, (814) 755-3302	K-6/270	2-5 A 10
West Forest Jr-Sr High School...Ronald Paraneik/ <i>Edward Tesla</i> Hc 2 Box 15, Tionesta 16353, (814) 755-3611	7-12/210	2-5 A.D 19

**\*Forest County Private Schools**

Private Schools.....Principal	Gr/Enr	VCR Computer Units
Abraxas School Blue Jay Village, Manerville 16239, (814) 927-6615	9-12/68	
Forest County Christian Sch Manerville 16239, (814) 927-8173	K-8/34	

**FRANKLIN COUNTY**

**\*Chambersburg Area School Dist 511 S 6th St, Chambersburg 17201 (717) 263-9281**

Enr: 7,901, Tchrs: 447, Schs: 22, RWI: 93%, DDP: Med, Bt: 6%, Hisp: 1%, Asian: 1%,  
White: 91%, Coll Bd: 41%, Cable: Y, Tapes: 300, Modems: Y, Networks: A, V, G,  
CD-ROM: Y, Videodisc: 3, Computers: A, G, V, O, M, Units: 890

Dr. Edwin Sponseller.....1 Dr. P Duff Rearick.....2  
Dr. Henry Benz.....2,10,14,15,33,34,59 Dr. Ken Byers.....2,27,45  
Don Folmar.....3 Philip Martin.....4  
George Fike.....5 Anita Fritz.....6  
Lynn Lerew.....9,13 Dr. Carl Allison.....12  
Lamar Hollar.....16 David Fish.....18,64  
Cynthia Drawbaugh.....20 William Cockley.....22  
James Taylor.....27,31 Dawn Burgoon.....44  
James Kirpatnick.....65

Public Elementary Schools.....Principal/Librarian	Gr/Enr	VCR Computer Units
Buchanan Elementary School...Charles Manning/ <i>Darlene Miley</i> 730 E Washington St, Chambersburg 17201, (717) 261-3432	K-5/294	2-5 A.G.V.O 38

Analyzed by: Jacqueline Ziebert, DDLP-XA, MSN 570-8456, 31 Aug 94

54	1 Superintendent	10 Pupil Personnel	19 Instruc. TV	28 Curric./Instruc. Elem.	37 P.E./Safety	46 Reading Elem.	55 Spec. Ed. Elem.	65 Health/Drug/AIDS Ed
	2 Asst. Superintendent	11 Research/Dev	20 Libr. Svcs.	29 Curric./Instruc. Sec.	38 Lang. Arts/Eng. K-12	47 Reading Sec.	56 Spec. Ed. Sec.	66 Purchasing
	3 Athletics	12 Sch. Bd. President	21 Federal Prog.	30 Fine Arts/Humanities	39 Lang. Arts/Eng. Elem.	48 Science K-12	57 Adm./GE/Cont. Ed.	67 At-Risk
	4 Bldg./Grounds	13 Human Resources	22 Chapter I	31 Early Childhood Ed.	40 Lang. Arts/Eng. Sec.	49 Science Elem.	58 Bus./Instruc. Ed.	68 Dropout Prevention
	5 Business/Purchasing	14 Testing-Acad	23 Chapter II	32 Foreign Lang.	41 Math K-12	50 Science Sec.	59 Career Ed.	69 Year-Round Ed.
	6 Food Services	15 Testing-Psych.	24 Music	33 Gifted/Talented	42 Math Elem.	51 Soc. Studies K-12	60 Home Ec./Com. Ed.	70 Migrant Ed.
	7 Staff Development	16 Transportation	25 Band, Ed.	34 Guid./Couns. K-12	43 Math Sec.	52 Soc. Studies Elem.	61 Indust. Arts/Tr. & Ind.	71 Multicultural Ed.
	8 Nurse/Health Svcs.	17 Mgmt. Info. Syst.	26 Alternative Action	35 Guid./Couns. Elem.	44 Instr. Technology	53 Soc. Studies Sec.	62 Voc. Ed.	72 School Reform
	9 Public Relations	18 Media/AV Svcs.	27 Curric./Instruc. K-12	36 Guid./Couns. Sec.	45 Reading K-12	54 Spec. Ed. K-12	64 Video	73 Business Partnerships

**Chambersburg Area School Dist (Cont)**

Coldbrook Elementary School...Mary Jo Frey 756 S Coldbrook Ave, Chambersburg 17201, (717) 261-3434	1-5/110	2-5 A.O.G	18
Duffield Elementary School...Joann Young/ <i>Darlene Miley</i> 2168 Mont Alto Rd, Chambersburg 17201, (717) 261-3436	K-5/128	2-5 A.G.O	22
Falling Spring Elem School...Paul Sick/ <i>Sharon Sheffler</i> 1006 Falling Spring Rd, Chambersburg 17201, (717) 261-3440	K-5/292	2-5 A.G.V.O	35
Fayetteville Elementary School...William Peters/ <i>Sharon Sheffler</i> 8 E Man St, Fayetteville 17222, (717) 352-2774	K-5/269	2-5 A.G.V.A	37
Gordy Elementary School...Tim Brookens/ <i>Sally Jones</i> 401 Miller St, Chambersburg 17201, (717) 261-3442	K-5/140	2-5 A.G.O	24
Grandview Elementary School...William Cockley/ <i>Bette Renshaw</i> 5538 Cumberland Hwy, Chambersburg 17201, (717) 261-3446	K-5/306	2-5 A.G.V.O	43
Guilford Hills Elem School...Tracy Fennel/ <i>Jean Rieck</i> 2105 Lincoln Way E, Chambersburg 17201, (717) 352-2124	K-5/206	2-5 A.G.Q.V	29
Hamilton Heights Elem School...Susan Perry/ <i>Darlene Miley</i> 1589 Johnson Rd, Chambersburg 17201, (717) 261-3448	K-5/152	2-5 A.G.V.O	19
King Street Elementary School...Bonita Cockley 145 E King St, Chambersburg 17201, (717) 261-3451	1-5/89	2-5 A.G.O	18
Letterkenny Elementary School...Marl Simpson/ <i>Sally Jones</i> 10255 Mountain Road, Upper Strasburg 17265, (717) 532-4035	1-5/97	2-5 A.G.O	18
Lurgan Elementary School...Donna Shives/ <i>Bette Renshaw</i> 8888 Roxbury Rd, Lurgan 17232, (717) 532-6125	K-5/177	2-5 A.O.G.V	21
Manon Elementary School...Frederick Nickey 145 Colorado St, Manon 17235, (717) 375-2360	K-5/131	2-5 A.G.O	18
New Franklin Elementary School...Brian MacKley/ <i>Patricia Sweeney</i> 3584 Wayne Rd, Chambersburg 17201, (717) 261-3454	K-5/171	2-5 A.G.Q.V	24
Portico Elementary School...Patricia Stumbaugh 5222 Fort McCord Rd, Chambersburg 17201, (717) 261-3457	1-5/92	2-5 A.G.O	20
Scotland Elementary School...George Wagner/ <i>Sally Jones</i> 3932 Main St, Scotland 17254, (717) 261-3460	K-5/229	2-5 A.G.Q.V	39
Sharpe Elementary School 850 Broad St, Chambersburg 17201, (717) 261-3463	K-5/143	2-5 A.G.O	20
South Hamilton Elem School...Jeanine Hocker/ <i>Patricia Sweeney</i> 1019 Warm Spring Rd, Chambersburg 17201, (717) 261-3449	K-5/279	2-5 A.O.V	27
Stevens Elementary School...Richard Bonitz/ <i>Jean Rieck</i> 800 Holywell Ave, Chambersburg 17201, (717) 261-3469	K-5/295	2-5 A.G.O.V	48
<b>Public Secondary Schools.....Principal/Librarian</b>	<b>Gr/Enr</b>	<b>VCR Computer Units</b>	
Chambersburg Area Middle Sch...Dr. Dana Baker/ <i>Susanne Detrich</i> 1151 E McKinley St, Chambersburg 17201, (717) 261-3385	6-8/1,473	2-5 G.A.Q.V	123
Chambersburg Area Sr High Sch...Dr. Duff Rearick/ <i>Edith Witthide</i> 511 S 6th St, Chambersburg 17201, (717) 261-3328	10-12/1,796	6-10 A.G.V.O.M	166
Faust Junior High School...Dr. Rick Keller/ <i>Nedra Lytle</i> 1957 Scotland Ave, Chambersburg 17201, (717) 261-3369	8-9/1,032	2-5 G.A.Q.V	86

**\*Fannett-Metal School District 14823 Path Valley Rd, Willow Hill 17271 (717) 349-7172**

Enr: 550, Tchrs: 40, Schs: 2, RWI: 81%, DDP: Med, Bt: 1%, White: 98%, Coll Bd: 20%,  
Cable: Y, CD-ROM: Y, Videodisc: Y, Computers: A, M, Units: 51

Patrick Crawford.....1,44 William Tupo.....3  
Deborah Campbell.....5 Doris Campbell.....6  
Carolyn McCartney.....8,65 Michael McCartney.....12  
Barbara Wineman.....18,20 Phyllis Eckenrode.....21  
Nin Hies.....36 Elizabeth Baker.....47  
Daniel Watkins.....56

Public Schools.....Principal/Librarian	Gr/Enr	VCR Computer Units
Fannett-Metal Elementary Sch...Joann Stagle/ <i>Barbara Wineman</i> 14823 Path Valley Rd, Willow Hill 17271, (717) 349-2513	K-6/275	2-5 A 21
Fannett-Metal Jr-Sr High Sch...James Peterson/ <i>Barbara Wineman</i> 14823 Path Valley Rd, Willow Hill 17271, (717) 349-2363	7-12/275	2-5 A.M 30

**\*Greencastle Antrim School Dist 500 Lettersburg St, Greencastle 17225 (717) 597-2187**

Enr: 2,195, Tchrs: 140, Schs: 5, RWI: 95%, DDP: Med, Bt: 1%, Hisp: 1%, White: 97%,  
Coll Bd: 50%, Sat Dish: W, Cable: Y, Computers: A, D, Units: 104

Dr. Robert Pascale.....1,13,21,27 Daniel Litten.....4  
William Needy.....5 Carol Bricker.....6  
Greta W Smith.....8,65 John Kinney.....12  
Mary Frey.....15 Donald Anderson.....16  
Sandy Laing.....18,20,23,64 Thomas Dracz.....34  
Gary Ankerly.....44

# The State of the Child:

A Profile of  
Pennsylvania's  
Children



*Pennsylvania Partnerships for Children*



*Office of Child Development  
University of Pittsburgh*

## A 1993 Fact Book

**Frederick K. Richmond**  
*Director of Operations and Research  
Pennsylvania Partnerships  
for Children*

**Martha Wade Steketee**  
*Director  
Child Welfare Indicator Project  
Office of Child Development  
University of Pittsburgh*

**Lucy D. Hackney**  
*Founder and President  
Pennsylvania Partnerships  
for Children*

**Ronald A. Sell**  
*Executive Director  
Pennsylvania Partnerships  
for Children*

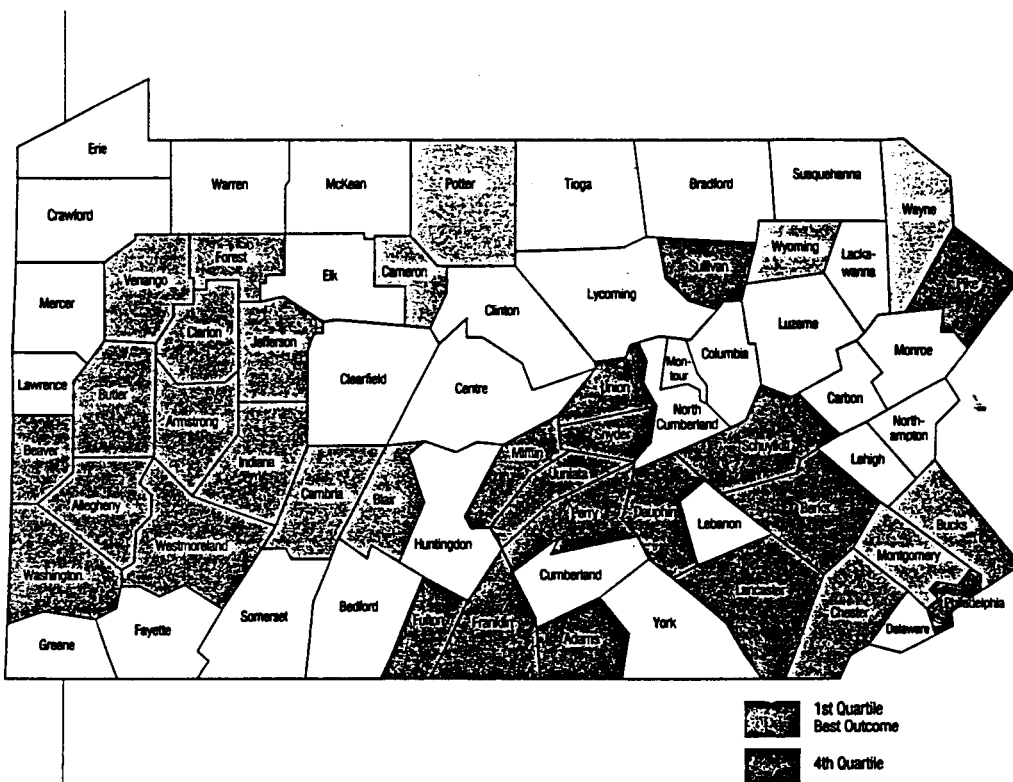
**Robert B. McCall**  
*Director  
Office of Child Development  
University of Pittsburgh*

Analyzed by: Jacqueline Ziebert, DDLP-XA, DSN 570-8456,

31 Aug 94  
CONOCOHEAGUE DISTRICT LIBRARY  
102 NORTH MAIN STREET  
CHAMBERSBURG, PENNSYLVANIA 17201

COYLE FREE LIBRARY  
102 N. MAIN STREET  
CHAMBERSBURG, PA. 17201

# School Dropouts 1990



1st Quartile  
 Best Outcome  
 2nd Quartile  
 3rd Quartile  
 4th Quartile

### Quartile/Outcome Analysis

- Counties in the 1st quartile are 45% rural, 35% mixed, and 20% urban.
- Counties in the 4th quartile are 67% rural, 20% mixed, and 13% urban.

### Population Analysis

- Source data was provided in a rate format. Population data was not available for this analysis.

### Summary

- The rural group has both the highest number of counties with the "best" outcomes (5 of the 10 highest/1st quartile) and the highest number of counties with the "poorest" outcomes (7 of the 10 lowest/4th quartile).

School Dropouts and County Ranking

School Dropouts by Population Group

Quartile	County	Dropout Rate 16-19	Overall Rank
<b>First</b>	Cameron	4.3	1
	Montgomery	4.5	2
	Cambria	5.0	3
	Wyoming	5.3	4
	Westmoreland	5.5	5
	Armstrong	5.7	6
	Butler	5.7	6
	Jefferson	5.7	6
	Wayne	5.8	9
	Chester	6.1	10
	Clarion	6.4	11
	Forest	6.7	12
	Potter	6.7	12
	Washington	6.7	12
	Bucks	6.8	15
	Beaver	6.9	16
	Allegheny	7.4	17
Blair	7.4	17	
Indiana	7.4	17	
Venango	7.4	17	
<b>Second</b>	McKean	7.5	21
	Cumberland	7.6	22
	Elk	7.6	22
	Bedford	7.7	24
	Centre	7.7	24
	Lackawanna	7.9	26
	Mercer	7.9	26
	Carbon	8.0	28
	Clinton	8.1	29
	Delaware	8.1	29
	Clearfield	8.2	31
	Lehigh	8.2	31
Susquehanna	8.2	31	
<b>State Median</b>	Columbia	8.3	34
	Erie	8.3	34
<b>Third</b>	Greene	8.5	36
	Tioga	8.6	37
	Bradford	8.7	38
	Huntingdon	8.8	39
	Lawrence	8.8	39
	Somerset	8.8	39
	Luzerne	8.9	42
	Northampton	9.0	43
	Warren	9.2	44
	Fayette	9.5	45
	Lycoming	9.6	46
	York	9.6	46
	Monroe	10.1	48
	Crawford	10.2	49
	Northumberland	10.2	49
Lebanon	10.3	51	
Montour	10.3	51	
<b>Fourth</b>	Schuylkill	10.6	53
	Berks	10.7	54
	Franklin	10.8	55
	Fulton	11.1	56
	Juniata	11.6	57
	Pike	12.0	58
	Adams	12.1	59
	Perry	12.4	60
	Union	12.8	61
	Dauphin	13.0	62
	Mifflin	14.2	63
	Philadelphia	15.7	64
	Snyder	15.9	65
	Lancaster	18.3	66
	Sullivan	27.3	67

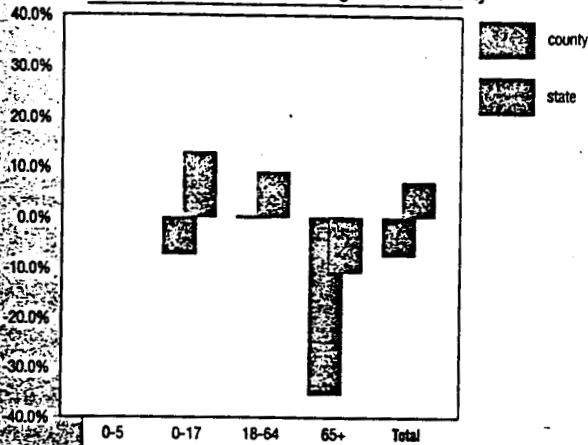
County Type	County	Dropout Rate 16-19	Group Rank	Overall Rank
<b>Urban</b>	Montgomery	4.5	1	2
	Bucks	6.8	2	15
	Beaver	6.9	3	16
	Allegheny	7.4	4	17
	Lackawanna	7.9	5	26
	Delaware	8.1	6	29
	Lehigh	8.2	7	31
	Erie	8.3	8	34
	Luzerne	8.9	9	42
	Northampton	9.0	10	43
	Dauphin	13.0	11	62
	Philadelphia	15.7	12	64
<b>Rural</b>	Wyoming	5.3	1	4
	Armstrong	5.7	2	6
	Butler	5.7	2	6
	Jefferson	5.7	2	6
	Wayne	5.8	5	9
	Clanton	6.4	6	11
	Forest	6.7	7	12
	Potter	6.7	7	12
	Indiana	7.4	9	17
	McKean	7.5	10	21
	Bedford	7.7	11	24
	Clinton	8.1	12	29
	Clearfield	8.2	13	31
	Susquehanna	8.2	13	31
	Greene	8.5	15	36
	Tioga	8.6	16	37
	Bradford	8.7	17	38
	Huntingdon	8.8	18	39
	Somerset	8.8	18	39
	Warren	9.2	20	44
	Fayette	9.5	21	45
	Monroe	10.1	22	48
	Crawford	10.2	23	49
	Franklin	10.8	24	55
Fulton	11.1	25	56	
Juniata	11.6	26	57	
Pike	12.0	27	58	
Adams	12.1	28	59	
Perry	12.4	29	60	
Union	12.8	30	61	
Mifflin	14.2	31	63	
Snyder	15.9	32	65	
Sullivan	27.3	33	67	
<b>Mixed</b>	Cameron	4.3	1	1
	Cambria	5.0	2	3
	Westmoreland	5.5	3	5
	Chester	6.1	4	10
	Washington	6.7	5	12
	Blair	7.4	6	17
	Venango	7.4	6	17
	Cumberland	7.6	8	22
	Elk	7.6	8	22
	Centre	7.7	10	24
	Mercer	7.9	11	26
	Carbon	8.0	12	28
	Columbia	8.3	13	34
	Lawrence	8.8	14	39
	Lycoming	9.6	15	46
	York	9.6	15	46
	Northumberland	10.2	17	49
	Lebanon	10.3	18	51
Montour	10.3	18	51	
Schuylkill	10.6	20	53	
Berks	10.7	21	54	
Lancaster	18.3	22	66	

Pennsylvania Rate (1990) 9.4  
 U.S. Rate (1990) 11.2

Indicates counties in 1st quartile / best outcome; orange type indicates 4th quartile

# C u m b e r l a n d

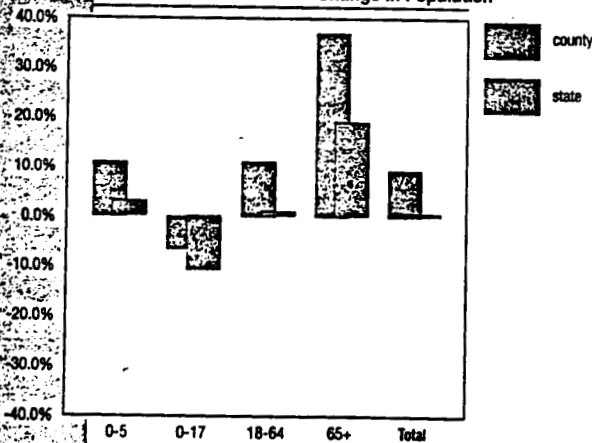
Change in % in Poverty



- The percent of children 0-5 in poverty in 1989 (6.3) is lower than the state percent (17.4).
- The percent of children 0-17 in poverty decreased by 8% while the state percent increased by 13%.
- The percent of working age adults 18-64 in poverty increased by less than 1% while the state percent increased by 9%.
- The percent of adults 65+ in poverty decreased by 36% while the state percent decreased by 11%.
- The percent of total county population in poverty decreased by 8% while the percent of total state population in poverty increased by 7%.

Ages	0-5	0-17	18-64	65+	Total
1979	-	6.0%	5.1%	9.3%	5.8%
1989	6.3%	5.5%	5.1%	6.0%	5.3%

Change in Population



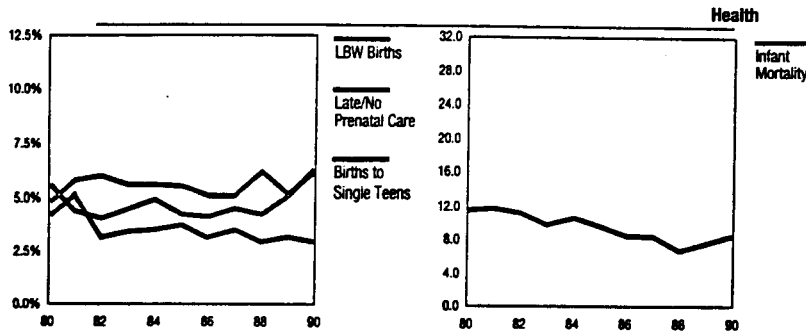
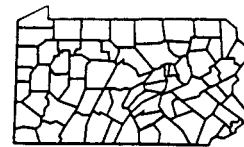
- The population of children 0-5 increased by 11% while the state population increased by 3%.
- The population of children 0-17 decreased by 6% while the state population decreased by 11%.
- The population of working age adults 18-64 increased by 11% while the state population increased by 1%.
- The population of adults 65+ increased by 37% while the state population increased by 20%.
- The total county population increased by 9% while the total state population increased by less than 1%.

White	1980 174,166	1990 189,037
African-American	1980 2,457	1990 3,062
Other	1980 1,918	1990 3,158
Hispanic	1980 867	1990 1,355

Ages	0-5	0-17	18-64	65+	Total
1980	12,667	45,870	113,585	19,086	178,541
1990	14,078	42,928	126,188	26,141	195,257

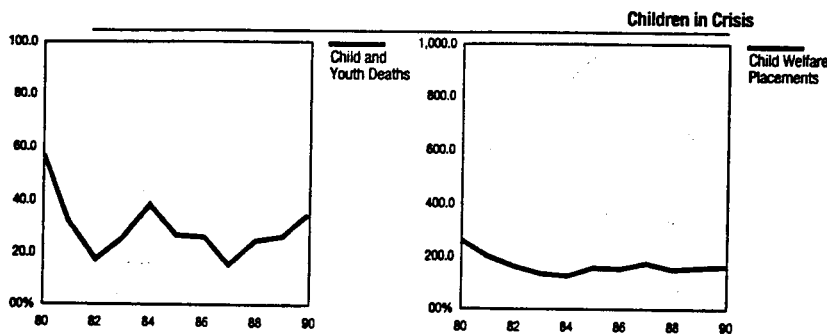
Child Well Being Indicator  
Low Birth Weight Births  
Late/No Prenatal Care

Trend	○	▼
1990 Quartile Ranking	2	2
1980-1990 % Change	+31%	-31%



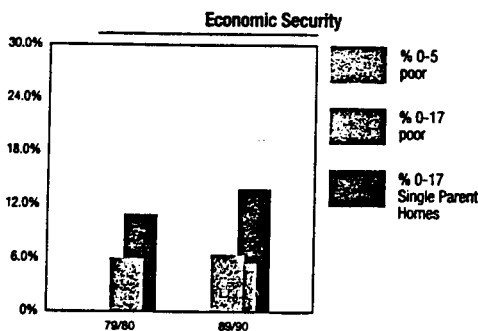
#### 1980-1990 Change

- The percent of **Low Birth Weight Births** increased by 31% (4.7-6.1) between 1980 and 1990.
- ▼ The percent of births with **Late/No Prenatal Care** decreased by 31% (4.2-2.9) between 1980 and 1990.
- The percent of **Births to Single Teens** increased by 12% (5.6-6.3) between 1980 and 1990.
- ▼ The **Infant Mortality** rate decreased by 26% (11.6-8.6) between 1980 and 1990.



- The **Child and Youth Death** rate decreased by 40% (57.8-34.6) between 1980 and 1990.
- The **Child Welfare Placement** rate decreased by 38% (261.6-163.1) between 1980 and 1990.

The 1990 **School Dropout** rate of 7.6% is below the state rate of 9.4%.



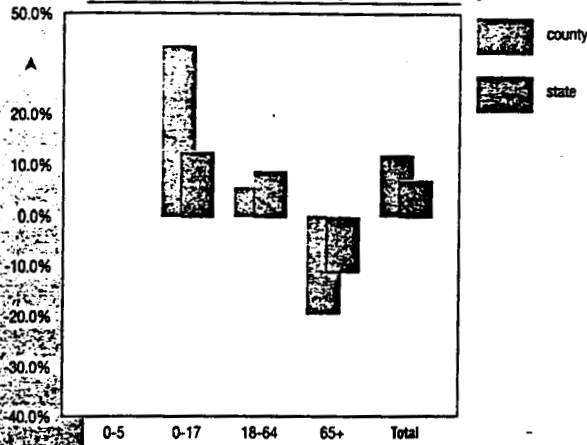
The percent of **Children in Poverty 0-5** in 1989 is higher (6.3) than the percent (5.5) of children in poverty 0-17.

- ▼ The percent of **Children in Poverty 0-17** decreased by 7% (6.0-5.5) between 1979 and 1989.
- ▲ The percent of **Children in Single-Parent Homes** increased by 27% (10.8-13.7) between 1980 and 1990.

Category	Score	Change
Births to Single Teens	1	+12%
Infant Mortality	2	-26%
Child and Youth Deaths	1	-40%
Child Welfare Placements	1	-38%
School Dropouts	2	-
Children in Poverty 0-17	1	-7%
Children in Single Parent Homes	1	+27%
<b>Total Score</b>	<b>1</b>	

- #### Trend Analysis Key
- ▲ Indicates Upward Trend
  - ▼ Indicates Downward Trend
  - Indicates Indeterminate Trend

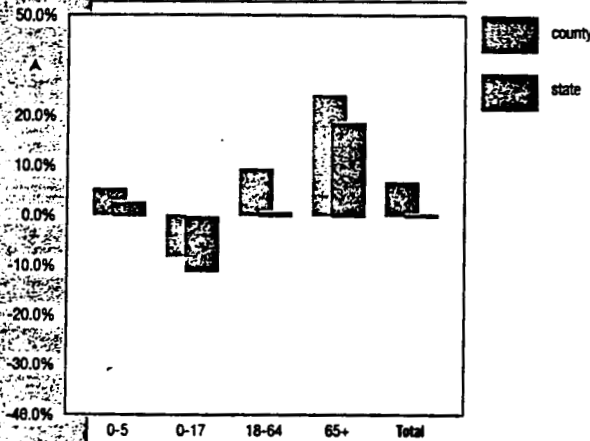
## Change in % in Poverty



Ages	0-5	0-17	18-64	65+	Total
1979	-	8.1%	6.0%	13.3%	7.4%
1989	15.4%	11.9%	6.3%	10.7%	8.3%

- The percent of children 0-5 in poverty 1989 (15.4) is lower than the state perc (17.4).
- The percent of children 0-17 in povert increased by 47% while the state perct increased by 13%.
- The percent of working age adults 18-64 in poverty increased by 5% while the state percent increased by 9%.
- The percent of adults 65+ in poverty decreased by 20% while the state perce decreased by 11%.
- The percent of total county population in poverty increased by 12% while the percent of total state population in pover increased by 7%.

## Change in Population



Ages	0-5	0-17	18-64	65+	Total
1980	9,184	32,147	67,777	13,705	113,629
1990	9,692	29,531	74,053	17,498	121,082

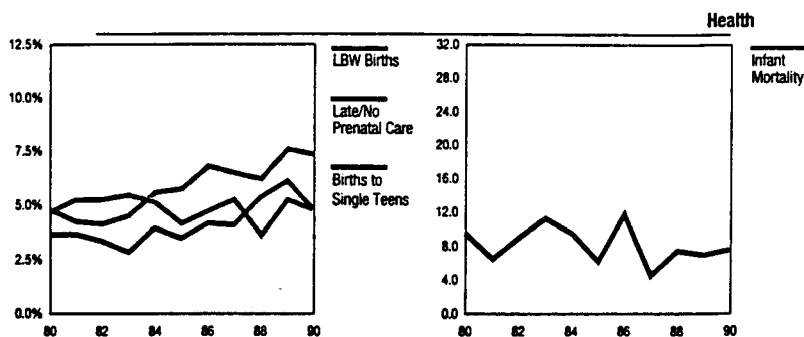
- The population of children 0-5 increase by 6% while the state population increas by 3%.
- The population of children 0-17 decrea by 8% while the state population decreas by 11%.
- The population of working age adults 18-64 increased by 9% while the state popul tion increased by 1%.
- The population of adults 65+ increased 28% while the state population increased 20%.
- The total county population increased b 7% while the total state population increased by less than 1%.

Population:	
White	
1980	110,755
1990	117,072
African-American	
1980	2,086
1990	2,771
Other	
1980	788
1990	1,239
Hispanic	
1980	646
1990	1,065

*Child Well Being Indicator*  
*Low Birth Weight Births*  
*Late/No Prenatal*

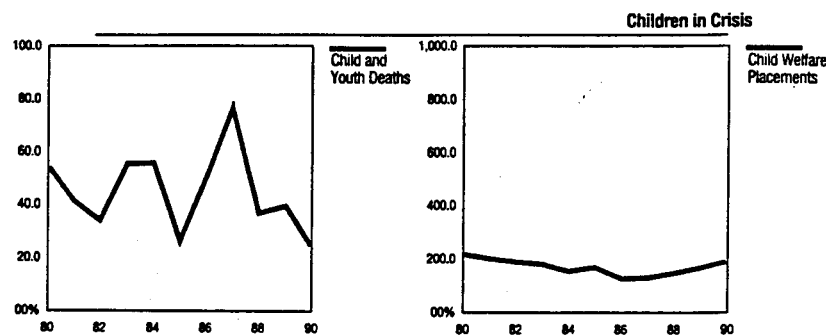
Trend	○	▲
1990 Quartile Ranking	1	4
1980-1990 % Change	+5%	+35%





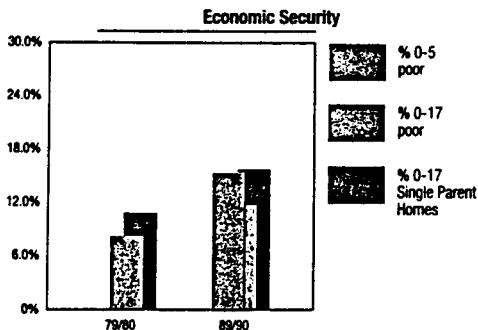
1980-1990 Change

- The percent of **Low Birth Weight Births** increased by 5% (4.7-4.9) between 1980 and 1990.
- ▲ The percent of births with **Late/No Prenatal Care** increased by 35% (3.7-4.9) between 1980 and 1990.
- ▲ The percent of **Births to Single Teens** increased by 59% (4.7-7.4) between 1980 and 1990.
- The **Infant Mortality** rate decreased by 18% (9.5-7.8) between 1980 and 1990.



- The **Child and Youth Death** rate decreased by 55% (55.2-25.0) between 1980 and 1990.
- The **Child Welfare Placement** rate decreased by 11% (217.7-193.0) between 1980 and 1990.

The 1990 **School Dropout** rate of 10.8% is above the state rate of 9.4%.



The percent of **Children in Poverty 0-5** in 1989 is higher (15.4) than the percent (11.9) of children in poverty 0-17.

- ▲ The percent of **Children in Poverty 0-17** increased by 47% (8.1-11.9) between 1979 and 1989.
- ▲ The percent of **Children in Single-Parent Homes** increased by 46% (10.8-15.7) between 1980 and 1990.

Category	79/80	89/90	Change	Trend
Births to Single Teens	4.7	7.4	+59%	▲
Infant Mortality	9.5	7.8	-18%	○
Child and Youth Deaths	55.2	25.0	-55%	○
Child Welfare Placements	217.7	193.0	-11%	○
School Dropouts	8.1	11.9	+47%	▲
Children in Poverty 0-17	10.8	15.7	+46%	▲

2: Total Score

- Trend Analysis Key**
- ▲ Indicates Upward Trend
  - ▼ Indicates Downward Trend
  - Indicates Indeterminate Trend

AMERICAN  
BUSINESS  
CLIMATE  
& ECONOMIC  
PROFILES

*A Concise Compilation of  
Facts, Rankings, Incentives,  
and Resource Listings, for all  
319 Metropolitan Statistical  
Areas (MSAs) and the 50 States*

**Priscilla Cheng Geahgan, Editor**

Ferwick Library  
George Mason University  
Fairfax, Virginia

Analyzed by: Jacqueline Ziebert, DDLP-XA, DSN 570-8456, 31 Aug 94

**Hospital Beds per 1,000 People—Metropolitan Areas** (Continued)

Ranking of metropolitan areas by the number of hospital beds per 1,000 people.

Metropolitan area	Total number of hospital beds	Hospital beds per 1,000 people	Rank
PHILADELPHIA, PA-NJ (PMSA)	20,392	4.20	128
✓ ANNISTON, AL (MSA)	486	4.19	129
FARGO-MOORHEAD, ND-MN (MSA)	643	4.19	129
BILOXI-GULFPORT, MS (MSA)	824	4.18	131
BURLINGTON, VT (NECMA)	573	4.18	131
BATTLE CREEK, MI (MSA)	566	4.16	133
PORTLAND, ME (NECMA)	1,009	4.15	133
MUSKEGON, MI (MSA)	660	4.15	133
ASHEVILLE, NC (MSA)	725	4.15	133
TULSA, OK (MSA)	2,943	4.15	133
MUNCIE, IN (MSA)	494	4.13	138
ALLENTOWN-BETHLEHEM-EASTON, PA-NJ (MSA)	2,838	4.13	138
TOPEKA, KS (MSA)	661	4.11	140
TAMPA-SAINT PETERSBURG-CLEARWATER, FL (MSA)	8,467	4.09	141
ROCHESTER, NY (MSA)	4,083	4.07	142
CINCINNATI, OH-KY-IN (PMSA)	5,910	4.07	142
NIAGARA FALLS, NY (PMSA)	893	4.05	144
SHEBOYGAN, WI (MSA)	421	4.05	144
DECATUR, AL (MSA)	532	4.04	146
BRADENTON, FL (MSA)	855	4.04	146
BOSTON-LAWRENCE-SALEM-LOWELL-BROCKTON, MA (NECMA)	15,119	4.00	148
SAINT LOUIS, MO-IL (MSA)	9,772	4.00	148
✓ HARRISBURG-LEBANON-CARLISLE, PA (MSA)	2,354	4.00	148
ALBANY-SCHENECTADY-TROY, NY (MSA)	3,486	3.99	151
HOUSTON, TX (PMSA)	13,183	3.99	151
HUNTSVILLE, AL (MSA)	933	3.91	153
CHICAGO, IL (PMSA)	23,763	3.91	153
CANTON, OH (MSA)	1,537	3.90	155
ABILENE, TX (MSA)	467	3.90	155
RENO, NV (MSA)	990	3.89	157
VINELAND-MILLVILLE-BRIDGETON, NJ (PMSA)	534	3.87	158
CHARLESTON, SC (MSA)	1,956	3.86	159
JACKSON, MI (MSA)	573	3.83	160
ATLANTIC CITY, NJ (MSA)	1,221	3.82	161
AKRON, OH (PMSA)	2,511	3.82	161
FORT WAYNE, IN (MSA)	1,380	3.79	163
PANAMA CITY, FL (MSA)	478	3.76	164
MADISON, WI (MSA)	1,382	3.76	164
SOUTH BEND - MISHAWAKA, IN (MSA)	927	3.75	166
RAPID CITY, SD (MSA)	305	3.75	166
BATON ROUGE, LA (MSA)	1,974	3.74	168

(continued)

**Physicians, Rate Per 1,000 People—Metropolitan Areas** (Continued)

Ranking of metropolitan areas by the number of patient care physicians per 1,000 people. (a)

Metropolitan area	Total patient care physicians	Patient care physicians per 1,000 people	Rank
HOUSTON, TX (PMSA)	7,617	2.31	87
SALT LAKE CITY-OGDEN, UT (MSA)	2,443	2.28	90
SAN DIEGO, CA (MSA)	5,664	2.27	91
TYLER, TX (MSA)	344	2.27	91
✓ HARRISBURG-LEBANON-CARLISLE, PA (MSA)	1,331	2.26	93
OAKLAND, CA (PMSA)	4,682	2.25	94
OKLAHOMA CITY, OK (MSA)	2,157	2.25	94
CHAMPAIGN-URBANA-RANTOUL, IL (MSA)	388	2.24	96
KANSAS CITY, MO-KS (MSA)	3,503	2.24	96
KNOXVILLE, TN (MSA)	1,354	2.24	96
GREENSBORO-WINSTON-SALEM-HIGH POINT, NC (MSA)	2,099	2.23	99
SANTA ROSA-PETALUMA, CA (PMSA)	862	2.22	100
WEST PALM BEACH-BOCA RATON-DELRAY BEACH, FL (MSA)	1,874	2.17	101
✓ SACRAMENTO, CA (MSA)	3,206	2.16	102
✓ COLUMBUS, OH (MSA)	2,944	2.14	103
SPRINGFIELD, MO (MSA)	511	2.12	104
KILLEEN-TEMPLE, TX (MSA)	540	2.12	104
BOULDER-LONGMONT, CO (PMSA)	473	2.10	106
✓ JACKSONVILLE, FL (MSA)	1,891	2.09	107
ATLANTA, GA (MSA)	5,913	2.09	107
PUEBLO, CO (MSA)	255	2.07	109
LAKE COUNTY, IL (PMSA)	1,070	2.07	109
PEORIA, IL (MSA)	701	2.07	109
GREAT FALLS, MT (MSA)	161	2.07	109
WICHITA FALLS, TX (MSA)	252	2.06	113
SAVANNAH, GA (MSA)	497	2.05	114
JOHNSON CITY-KINGSPORT-BRISTOL, TN-VA (MSA)	895	2.05	114
DALLAS, TX (PMSA)	5,224	2.05	114
AMARILLO, TX (MSA)	382	2.04	117
WHEELING, WV-OH (MSA)	325	2.04	117
AKRON, OH (PMSA)	1,337	2.03	119
SPRINGFIELD, MA (NECMA)	1,217	2.02	120
VICTORIA, TX (MSA)	150	2.02	120
PHOENIX, AZ (MSA)	4,242	2.00	122
DETROIT, MI (PMSA)	8,754	2.00	122
ELMIRA, NY (MSA)	190	2.00	122
✓ NORFOLK-VIRGINIA BEACH-NEWPORT NEWS, VA (MSA)	2,767	1.98	125
FORT LAUDERDALE-HOLLYWOOD-POMPANO BEACH, FL (PMSA)	2,478	1.97	126
TAMPA-SAINT PETERSBURG-CLEARWATER, FL (MSA)	4,080	1.97	126
MUNCIE, IN (MSA)	234	1.96	128
POUGHKEEPSIE, NY (MSA)	505	1.95	129
MOBILE, AL (MSA)	923	1.94	130
TALLAHASSEE, FL (MSA)	453	1.94	130

(continued)

Release Date  
Sunday  
August 11, 1991

# Uniform Crime Reports

1990 DO NOT CIRCULATE




# Crime in the United States

City, by State	Population	Crime index total	Modified* Crime index total	Murder and non-negligent manslaughter	Forcible rape	Robbery	Aggravated assault	Burglary	Larceny-theft	Motor vehicle theft	Arson*
<b>OREGON</b>											
Albany .....	29,462	2,939	2,963		21	25	137	482	2,127	147	2
Ashland .....	16,234	820	830		5	8	14	126	630	37	1
Astoria .....	10,069	555	561		5	12	23	163	311	41	
Beaverton .....	53,310	2,438	2,454	3	14	41	58	422	1,733	167	1
Bend .....	20,469	1,803	1,811	2	6	23	66	239	1,378	89	
Cooe Bay .....	15,076	1,248	1,258	1	14	18	37	284	810	84	1
Corvallis .....	44,757	2,385	2,410		18	20	26	408	1,826	87	2
Eugene .....	112,669	9,026	9,106	1	76	197	189	1,530	6,624	409	8
Forest Grove .....	13,559	519	527		4	12	16	131	327	29	
Gladstone .....	10,152	467	470		1	8	9	69	330	50	
Grants Pass .....	17,488	1,798	1,803		5	15	6	262	1,412	98	
Gresham .....	68,235	3,565	3,577	2	21	81	117	745	2,197	402	1
Hermiston .....	10,040	667	670		8	7		126	492	34	
Hillsboro .....	37,520	1,434	1,442		13	25	18	256	1,021	101	
Keizer .....	21,884	813	829		11	14	26	173	534	55	1
Klamath Falls .....	17,737	1,514	1,518	1	10	28	67	292	1,051	65	
La Grande .....	11,766	649	651		6	4	115	105	393	26	
Lake Oswego .....	30,576	793	808		5	2	14	260	463	49	1
Lebanon .....	10,950	828	843		6	9	33	135	603	42	1
McMinnville .....	17,894	1,044	1,048	1	11	8	16	144	803	61	
Medford .....	46,951	4,397	4,437		36	51	151	684	3,269	206	4
Milwaukie .....	18,692	926	929	2	6	19	6	210	519	164	
Newberg .....	13,086	526	535		3	7	28	70	402	16	
Oregon City .....	14,698	993	999		5	20	94	181	610	83	
Pendleton .....	15,126	658	662		5	7	15	135	449	47	
Portland .....	437,319	48,545	49,101	33	424	2,541	4,838	8,967	25,933	5,809	55
Roseburg .....	17,032	1,220	1,224	1	4	29	43	160	944	39	
Salem .....	107,786	8,653	8,708	6	50	190	56	1,563	6,305	483	5
Springfield .....	44,683	2,844	2,866	1	25	50	105	480	2,048	135	2
Tigard .....	29,344	2,099	2,110		6	37	20	315	1,647	74	1
Tualatin .....	15,013	722	723		4	8	9	135	506	60	
West Linn .....	16,367	310	313		1	2	12	83	190	22	
Woodburn .....	13,404	788	798		1	15	32	135	541	64	1
<b>PENNSYLVANIA</b>											
Allentown .....	105,090	6,574	6,595	2	22	197	172	1,434	4,318	429	2
Altoona .....	51,881	1,418	1,433		37	39	89	484	665	104	1
Aston Township .....	15,080	228	230		1	2	32	26	141	26	
Beaver Falls .....	10,687	410	419	1	3	30	83	88	187	18	
Bethlehem .....	71,428	2,444	2,453	3	24	45	91	453	1,682	146	
Bethlehem Township .....	16,425	399	400		2	5	14	38	332	8	
Center Township .....	10,742	244	244	1			6	26	193	18	
Chambersburg .....	16,647	1,492	1,498	1	17	39	325	269	782	59	
Colesville .....	11,038	720	721		11	49	86	97	409	68	
Columbia .....	10,701	407	408		1	12	27	58	277	32	
Cumru Township .....	16,060	498	499		1	3	36	96	341	21	
Darby .....	11,140	385	386	3	1	42	67	49	165	58	
Darby Township .....	10,955	229	229		3	8	32	33	122	31	
Derry Township .....	18,408	607	609		1	3	35	78	470	20	
Doylentown Township .....	14,510	300	301		1	4	5	41	236	13	
East Hempfield Township .....	18,597	664	665		2	3	5	124	498	32	
Emmaus .....	11,157	277	278		1	3	6	47	201	19	
Eric .....	108,718	5,989	6,052	2	77	315	316	1,201	3,715	363	6
Exeter Township (Berks County) .....	17,260	529	530		1	1	46	101	361	19	
Fairview Township .....	13,258	321	324		3	3	10	65	221	19	
Falls Township (Bucks County) .....	34,997	1,586	1,594		17	25	141	266	923	214	
Greensburg .....	16,318	617	627		7	8	45	125	384	48	1



U.S. Department of Justice  
Federal Bureau of Investigation



# UNIFORM CRIME REPORTS

August 30, 1992

Analyzed by: Jacqueline Ziebert, DDJ.P-XA, DSN 570-8456, 31 Aug 92

Table 8.—Number of Offenses Known to the Police, Cities and Towns 10,000 and over in Population, 1991—Continued

City by State	Population	Crime Index total	Modified* Crime Index total	Murder and non-negligent manslaughter	Forcible rape	Robbery	Aggravated assault	Burglary	Larceny-theft	Motor vehicle theft	Arson*
<b>OREGON—Continued</b>											
Corvallis .....	46,011	2,211	2,247		15	21	37	412	1,645	81	36
Eugene .....	115,827	9,052	9,158		59	186	134	1,629	6,630	414	106
Forest Grove .....	13,939	471	480		2	7	27	95	310	30	9
Grants Pass .....	17,978	1,695	1,705		5	29	1	242	1,346	72	10
Gresham .....	70,147	4,121	4,145	1	35	126	100	755	2,569	535	24
Hermiston .....	10,321	716	718		4	3	17	142	517	33	2
Hillsboro .....	38,571	1,470	1,483	2	13	31	25	259	1,039	101	13
Klamath Falls .....	18,234	1,007	1,010	1	4	17	24	252	669	40	3
La Grande .....	12,095	533	541		6	10	28	107	364	18	8
Lake Oswego .....	31,433	927	934			4	18	270	592	43	7
Lebanon .....	11,256	747	755		5	9	39	105	563	26	8
McMinnville .....	18,395	1,079	1,083		19	9	21	145	838	47	4
Medford .....	48,267	3,618	3,639	1	31	46	128	436	2,839	137	21
Newberg .....	13,452	577	591		2	5	40	53	451	26	14
Oregon City .....	15,109	1,094	1,097		10	16	76	188	727	77	3
Portland .....	449,671	50,281	50,747	53	464	2,723	4,881	9,503	26,250	6,407	466
Roseburg .....	17,509	1,362	1,370	1	8	18	32	225	1,013	65	8
Salem .....	110,806	9,398	9,462	2	90	217	74	1,808	6,679	528	64
Springfield .....	45,935	3,436	3,462		40	48	145	646	2,374	183	26
Tigard .....	30,166	2,107	2,127	2	12	53	11	304	1,594	131	20
Tualatin .....	15,433	931	932		6	20	2	192	649	62	1
West Linn .....	16,825	318	320		3	6	28	77	187	17	2
Woodburn .....	13,779	979	990	1	3	23	22	142	721	67	11
<b>PENNSYLVANIA</b>											
Aliquippa .....	13,463	653	654	2	8	12	53	165	361	52	1
Allentown .....	105,792	6,637	6,662	7	14	164	206	1,371	4,436	439	25
Altoona .....	52,227	1,608	1,640	1	17	29	73	531	846	111	32
Beaver Falls .....	10,758	340	345		5	31	85	75	133	11	5
Bensalem Township .....	57,167	3,445	3,456	3	23	71	382	441	1,672	853	11
Berwick .....	15,582	293	294		2	6	4	55	215	11	1
Bethlehem .....	71,904	2,883	2,891	6	21	53	117	496	1,952	238	8
Bethlehem Township .....	16,534	453	454		1	3	11	53	379	6	1
Bristol Township .....	57,510	3,130	3,133	3	10	83	661	429	1,647	297	3
Butler .....	15,818	681	684		2	3	40	89	502	45	3
Butler Township .....	17,742	462	462		1	4	12	68	355	22	
Carlisle .....	18,542	1,237	1,248		10	23	120	229	815	40	11
Center Township .....	10,813	160	160			1	1	17	129	12	
Chambersburg .....	16,758	1,396	1,402	1	17	13	304	172	844	45	
Chester .....	42,135	5,272	5,363	23	66	499	1,407	919	1,520	838	9
Coatesville .....	11,111	771	777	2	12	61	59	121	464	52	
Columbia .....	10,772	509	509		5	15	31	73	359	26	
Cranberry Township .....	14,914	265	268				24	34	176	31	
Darby .....	11,214	336	336		5	29	77	55	134	36	
Darby Township .....	11,028	248	248	1	1	13	36	24	141	32	
Dunmore .....	15,505	323	334			4	2	34	245	38	1
East Hempfield Township .....	18,721	709	715	3	3	4	4	125	554	16	
East Lampeter Township .....	12,079	739	740	1	1	5	13	50	634	35	
East Norriton Township .....	13,413	435	435		1	9	8	33	363	21	
Elizabethtown .....	10,018	291	292		2	1	32	42	200	14	
Emmaus .....	11,231	262	265		2	1	7	53	186	13	
Ephrata .....	12,214	408	413	2	3	5	6	52	329	11	
Erie .....	109,444	5,815	5,875	7	96	335	376	1,158	3,413	430	
Exeter Township .....	17,375	518	523		1	1	38	108	348	22	
Fairview Township .....	13,346	473	473		1	3	9	78	366	16	
Falls Township .....	35,230	1,718	1,743	1	10	23	108	297	997	282	
Franklin Park .....	10,176	9	9				2	4	3		



85-114/T:992

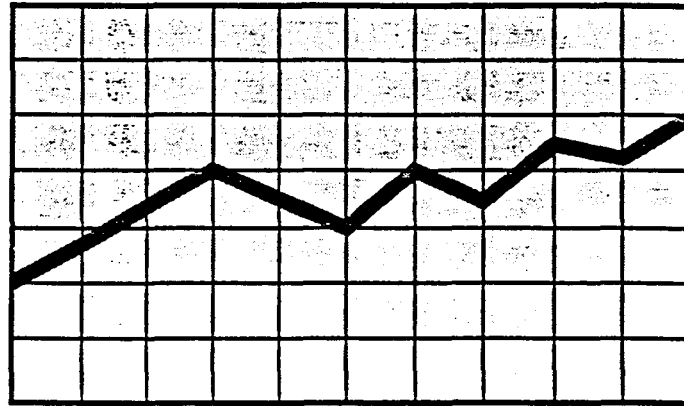


U.S. Department of Justice  
Federal Bureau of Investigation

#3031



Release Date  
Sunday  
October 3, 1993



# CRIME IN THE UNITED STATES 1992

## Uniform Crime Reports

Analyzed by: Jacqueline Ziebert, DDLP-XA, DSN 570-8456, 31 Aug 94

Table 8.—Number of Offenses Known to the Police, Cities and Towns 10,000 and over in Population, 1992—Continued

City by State	Population	Crime Index total	Modified* Crime Index total	Murder and non-negligent manslaughter	Forcible rape	Robbery	Aggravated assault	Burglary	Larceny-theft	Motor vehicle theft	Arson*
<b>PENNSYLVANIA—Continued</b>											
Carlisle .....	18,616	868	877		9	29	42	155	601	32	9
Carnegie .....	10,159	301	309		3	11	31	81	132	43	8
Center Township .....	10,856	144	144	1			1	22	109	11	
Chambersburg .....	16,825	1,317	1,321	2	6	27	284	166	787	45	4
Cheltenham Township .....	35,296	1,914	1,914		6	121	12	314	1,080	381	
Chester .....	42,303	5,645	5,692	16	68	583	1,265	976	1,599	1,138	47
Coal Township .....	10,028	197	197		1	1	32	20	128	15	
Coatesville .....	11,155	710	713		10	82	78	87	383	70	3
Columbia .....	10,815	544	545		5	11	38	111	351	28	1
Cranberry Township .....	14,973	267	273		3	2	23	20	186	33	6
Cumru Township .....	16,231	539	539	1	3	14	36	73	392	20	
Darby Township .....	11,072	271	271		1	3	51	28	166	22	
Derry Township .....	18,604	688	688		5	9	36	84	526	28	
Dunmore .....	15,567	361	366		3	7	2	33	299	17	5
East Hempfield Township .....	18,796	788	797		3	7	6	133	606	33	9
East Lampeter Township .....	12,127	727	730	1	3	7	2	89	592	33	3
East Norriton Township .....	13,466	416	417			6	14	42	328	26	1
Elizabethtown .....	10,058	266	266				32	23	205	6	
Elizabeth Township .....	14,869	173	181		2	2	8	41	105	15	8
Emmaus .....	11,276	285	289			2	5	46	224	8	4
Ephrata .....	12,262	398	403	1	1	3	3	48	321	21	5
Eric .....	109,882	5,442	5,482	3	95	336	370	1,173	3,094	371	40
Exeter Township .....	17,444	511	512		2	3	33	108	340	25	1
Fairview Township .....	13,399	430	436		3	4	8	93	302	20	6
Falls Township .....	35,371	1,218	1,232	1	11	21	23	184	791	187	14
Franklin Park .....	10,216	85	85				2	15	59	9	
Greensburg .....	16,492	659	662		2	14	45	157	412	29	3
Hampden Township .....	20,602	510	519	1	1	2	34	61	394	17	9
Hampton Township .....	15,733	162	162				18	23	107	14	
Hanover .....	14,553	704	706		1	4	7	89	587	16	2
Harrisburg .....	52,936	5,508	5,527	11	73	556	475	1,352	2,389	652	19
Harrison Township .....	11,888	271	272		2	7	18	32	186	26	1
Hatfield Township .....	15,520	473	473		6	4	13	82	334	34	
Haverford Township .....	50,381	651	659		3	5	26	120	441	56	8
Hazleton .....	24,994	617	624	2	5	8	39	168	349	46	7
Hermitage .....	15,463	583	584		2	6	14	39	492	30	1
Hilltown Township .....	10,694	244	246		2	3	8	42	175	14	2
Hopewell Township .....	13,415	162	162		1	3	3	18	121	16	
Horsham Township .....	22,130	438	438		2	5	16	65	315	35	
Indiana .....	15,336	533	538		3	2	63	76	359	30	5
Johnstown .....	28,434	1,341	1,356	3	27	47	168	371	643	82	15
Lancaster .....	56,146	4,609	4,630	4	36	195	136	965	2,884	389	21
Lancaster Township .....	13,328	488	489		2	7	2	77	339	61	1
Lansdowne .....	11,837	259	262			13	12	30	175	29	3
Lebanon .....	25,065	1,222	1,225		10	17	32	163	957	43	3
Logan Township .....	12,512	291	293		2	2	8	60	212	7	
Lower Burrell .....	12,381	45	45	1		4	8	14	8	10	
Lower Gwynedd Township .....	10,064	166	166			3	11	39	95	18	
Lower Merion Township .....	58,624	1,547	1,547		1	62	15	226	987	256	
Lower Moreland Township .....	11,893	221	223			3	4	56	131	27	
Lower Paxton Township .....	39,581	1,690	1,694	2	5	39	149	217	1,207	71	
Lower Providence Township .....	19,558	439	442		3	2	10	96	312	16	
Lower Salford Township .....	10,849	207	207				12	19	166	10	
Lower Southampton .....	20,072	621	623		1	9	21	76	451	63	
Manheim Township .....	29,188	991	1,000		1	11	25	146	755	53	
Marple Township .....	23,370	530	533			5	5	42	417	61	
McKeesport .....	26,294	1,078	1,089		11	50	51	296	468	202	

VIII 9

SALARY TABLE NO. 94-NUS  
 INCORPORATING THE 3.0% LOCALITY PAY ADJUSTMENT  
 FOR THE LOCALITY PAY AREA OF REST OF U.S.

Effective January 1994

ANNUAL Rates by Grade and Step

	1	2	3	4	5	6	7	8	9	10
GS-1	\$12,271	\$12,680	\$13,087	\$13,494	\$13,904	\$14,144	\$14,545	\$14,951	\$14,970	\$15,351
2	13,796	14,124	14,562	14,970	15,137	15,582	16,027	16,473	16,918	17,363
3	15,054	15,556	16,058	16,560	17,062	17,564	18,067	18,569	19,071	19,573
4	16,900	17,462	18,025	18,588	19,151	19,714	20,277	20,840	21,403	21,965
5	18,907	19,537	20,166	20,796	21,426	22,056	22,686	23,316	23,946	24,576
6	21,075	21,777	22,479	23,181	23,883	24,585	25,287	25,989	26,691	27,393
7	23,419	24,199	24,980	25,760	26,541	27,321	28,101	28,882	29,662	30,442
8	25,936	26,801	27,666	28,531	29,396	30,261	31,126	31,991	32,856	33,721
9	28,648	29,602	30,557	31,512	32,466	33,421	34,375	35,330	36,285	37,239
10	31,549	32,600	33,652	34,703	35,755	36,806	37,858	38,909	39,961	41,012
11	34,662	35,818	36,973	38,129	39,285	40,440	41,596	42,751	43,907	45,063
12	41,543	42,928	44,312	45,697	47,081	48,466	49,850	51,235	52,619	54,004
13	49,401	51,047	52,693	54,340	55,986	57,632	59,279	60,925	62,572	64,218
14	58,377	60,323	62,269	64,216	66,162	68,108	70,055	72,001	73,947	75,894
15	68,667	70,956	73,244	75,533	77,822	80,110	82,399	84,687	86,976	89,265

NOTE: Locality rates of pay are considered basic pay only for certain purposes--see "1994 Salary Tables" cover sheet.

02-14-18:14:48 783 328 8778

DoD 6884 Fixing Authority

P. 9

DEPARTMENT OF DEFENSE WAGE SCHEDULING AUTHORITY  
ALEXANDRIA, VIRGINIA 22331-1200

ISSUE DATE: 15 MARCH 1994

SUBJECT: FEDERAL WAGE SYSTEM REGULAR AND SPECIAL PRODUCTION FACILITATING WAGE RATE SCHEDULES  
FOR THE WAGE AREA OF HAGERSTOWN-WARTINSBURG-CHERRYSBURG, MD

TO: COMMANDING OFFICERS OF MILITARY DEPARTMENTS AND DOD COMPONENT INSTALLATIONS IN THE AREA

*Lettkenny*

THE SCHEDULES SHOWN BELOW HAVE BEEN ESTABLISHED UNDER AUTHORITY OF DOD DIRECTIVE 5120.39, DATED APRIL 24, 1980, SUBJECT TO THE LIMITATIONS CONTAINED IN PUBLIC LAW 103-123, DATED 28 OCTOBER 1991, AND ARE TO BE APPLIED IN ACCORDANCE WITH THE PROVISIONS OF FPM SUPPLEMENT 532-1 TO ALL EMPLOYEES WHOSE OFFICIAL DUTY STATION IS LOCATED WITHIN THE GEOGRAPHIC BOUNDARY OF THE WAGE AREA DEFINITION SHOWN ON THE REVERSE SIDE.

WG WL-RS GRADE	WG-RATES					WL-RATES					WS-WO-ME RATES					WD-ME PMZ LEVEL
	1	2	3	4	5	1	2	3	4	5	1	2	3	4	5	
1	9.16	9.53	9.92	10.30	10.69	10.09	10.50	10.92	11.36	11.76	12.99	13.55	14.10	14.65	15.16	1
2	9.55	9.94	10.34	10.74	11.13	10.51	10.97	11.40	11.82	12.26	13.39	13.97	14.51	15.07	15.54	2
3	9.95	10.37	10.78	11.20	11.63	10.97	11.48	11.96	12.31	12.79	13.78	14.38	14.95	15.54	16.12	3
4	10.35	10.79	11.22	11.66	12.11	11.40	11.88	12.36	12.82	13.32	14.20	14.79	15.40	15.98	16.59	4
5	10.74	11.20	11.55	12.11	12.55	11.83	12.33	12.80	13.32	13.88	14.60	15.22	15.82	16.42	17.04	5
6	11.15	11.62	12.10	12.54	13.03	12.27	12.79	13.31	13.85	14.34	14.99	15.61	16.25	16.89	17.50	6
7	11.57	12.06	12.52	13.02	13.50	12.72	13.26	13.78	14.32	14.86	15.40	16.05	16.67	17.33	17.97	7
8	11.97	12.43	12.96	13.46	13.97	13.13	13.68	14.25	14.78	15.34	15.79	16.46	17.12	17.78	18.44	8
9	12.34	12.85	13.38	13.90	14.38	13.58	14.14	14.70	15.29	15.82	16.17	16.85	17.54	18.20	18.90	9
10	12.73	13.27	13.83	14.34	14.89	14.02	14.62	15.20	15.78	16.39	16.58	17.30	18.00	18.67	19.36	10
11	13.17	13.70	14.25	14.80	15.35	14.48	15.10	15.70	16.29	16.88	17.17	17.86	18.60	19.32	20.04	11
12	13.53	14.10	14.66	15.24	15.80	14.89	15.51	16.14	16.77	17.38	17.88	18.63	19.39	20.13	20.86	12
13	13.93	14.54	15.12	15.69	16.28	15.36	16.00	16.64	17.30	17.93	18.79	19.58	20.36	21.13	21.93	13
14	14.28	14.87	15.46	16.06	16.66	15.70	16.36	17.02	17.66	18.32	19.85	20.69	21.53	22.35	23.18	14
15	14.57	15.17	15.79	16.39	17.01	16.02	16.71	17.36	18.04	18.71	21.08	21.97	22.86	23.74	24.62	15

IN ACCORDANCE WITH THE PROVISIONS OF FPM SUPPLEMENT 532-1 DETERMINATION HAS BEEN MADE THAT THERE IS NO DOMINANT INDUSTRY IN FEDERAL EMPLOYMENT IN THE WAGE AREA. THEREFORE, THERE IS NO APPLICATION OF FPM SUPPLEMENT 532-1(3)(D) FOR THIS SCHEDULE.

ACTING DIRECTOR  
TECHNICAL STAFF

ORDER DATE: 11 JANUARY 1994  
EFFECTIVE DATE: 20 MARCH 1994  
SUSPENSES SCHEDULE ISSUED 16 MARCH 1993

PART IX




BRAC 95 - CLOSE HOLD

DDL P RESPONSE TO DATA CALL - PART IX

ENVIRONMENTAL DATA CALL

ATTACHED IS THE ENVIRONMENTAL DATA CALL FOR BRAC 95. QUESTIONS ANSWERED WERE COMPLETED BY THE ENVIRONMENTAL OFFICE ON THE DEPOT. QUESTIONS WERE ANSWERED BASED ON THE INFORMATION THAT WAS AVAILABLE TO THEM.

I CERTIFY THAT THE INFORMATION CONTAINED HEREIN IS ACCURATE AND COMPLETE TO THE BEST OF MY KNOWLEDGE AND BELIEF.



LESLIE G. CARLOW  
LTC, USA  
COMMANDER

DDL P - KM

## SECTION A

### COMPREHENSIVE ENVIRONMENTAL RESPONSE, COMPENSATION, AND LIABILITY ACT (CERCLA)

**IX.A.1.\*** Is the installation in the Installation Restoration Program (IRP)?  YES  NO

*IX.A.1.a.\** If YES, list the number of sites in the IRP: 89

**IX.A.2.\*** Is the installation on the National Priorities List (NPL)?  YES  NO

*IX.A.2.a.\** If YES, list the NPL status (e.g., proposed, final, deleted): FINAL

*IX.A.2.b.* List the number of operable units (OUs) on the installation: 11

**IX.A.3.\*** On a separate copy of the standard installation map provided for the overall data call, identify the installation's contaminated areas by site/OU and label the map CERCLA. (Tenants should only identify those areas on or adjacent to their compound.)

**IX.A.4.** For each site/OU, provide the following information (please attach additional information on a separate piece of paper should you run out of space):

Site/ OU#	Contaminated Media	Area of Contamination (in sq. yards)	Does Contamination Extend Offsite?



## CERCLA (continued)

**IX.A.5.** For each site/OU, list the completion date (mm/dd/yy) or planned completion date (mm/yy) for the following activities and events (*please attach additional information on a separate piece of paper should you run out of space and refer to acronym list, if necessary*):

Site/ OU#	PA/SI	R/FS	ROD	IAG/ FFA	RD	RA	Final RA

**IX.A.6.** Are there any reported or known uncontrolled (i.e., no action has been taken as of yet) or unregulated occurrences of contamination on the installation? YES      NO

*IX.A.6.a. If YES, briefly describe below the activity(ies) resulting in the contamination, location of contamination, type of contamination, media contaminated, and response activities to date:*

**IX.A.7.** Are there any contaminated drinking water aquifers? YES      NO

*IX.A.7.a. If NO, is there a potential for contamination?* YES      NO

*IX.A.7.a.(1) If a potential for contamination exists, describe:*

**IX.A.8.** List all ongoing or planned projects required by CERCLA compliance that have not been previously mentioned:

## CERCLA (continued)

**IX.A.9.** List all CERCLA projects and class requirements since 1990:

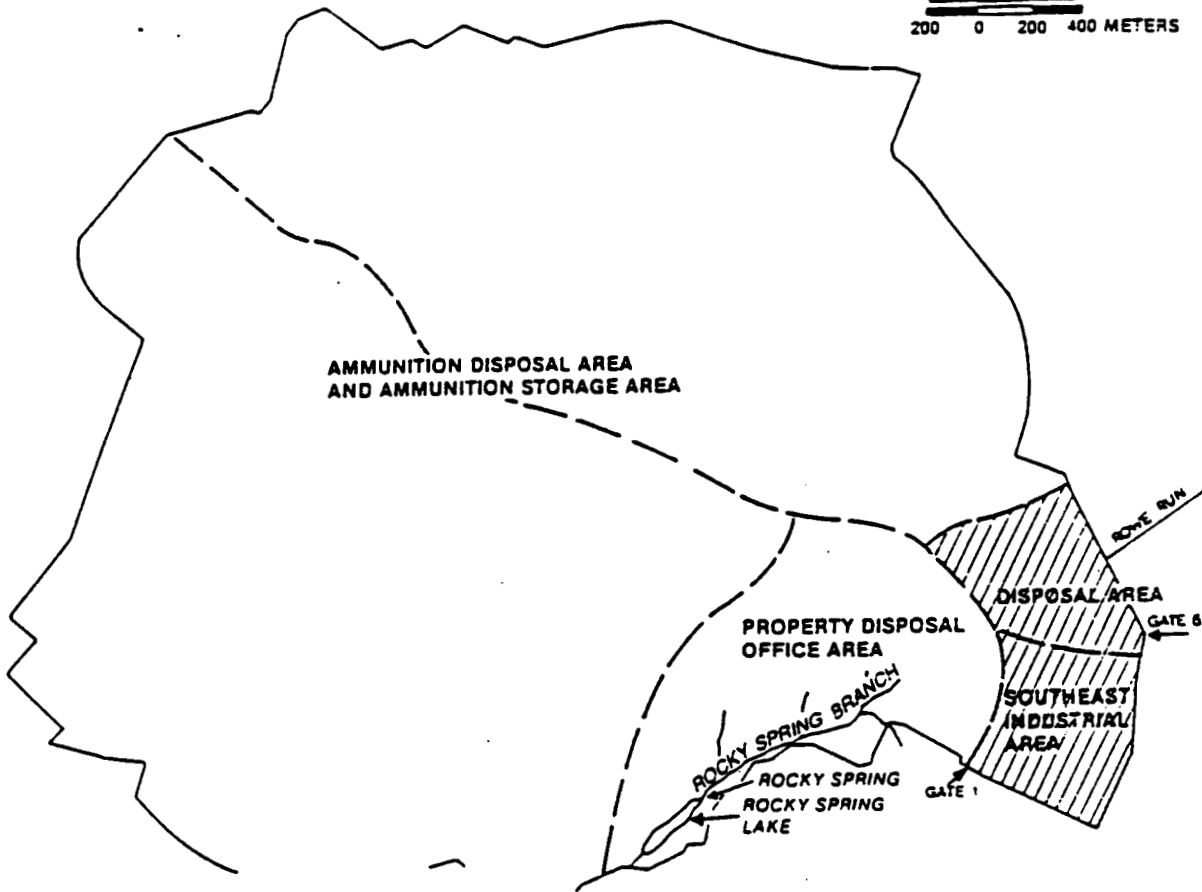
Project	Class Requirement (I, II, III)

**IX.A.10.** List any other environmental considerations at the state, municipal, or local level that have not yet been captured:

**IX.A.11.** Refer to Section G of the questionnaire and list all CERCLA actual and planned compliance costs for fiscal years 1994 - 2001.



SCALE  
600 0 600 1,200 FEET  
200 0 200 400 METERS



NOTE: DASHED LINES INDICATE APPROXIMATE SURFACE WATER AND GROUNDWATER BASIN BOUNDARIES

KEY  
/// SE AREA

Figure 1.0-1  
LEAD

SOURCE: ESE.

Prepared for:  
U.S. Army Toxic and Hazardous  
Materials Agency  
Aberdeen Proving Ground, Maryland

## SECTION B

# RESOURCE CONSERVATION AND RECOVERY ACT (RCRA)

### SUBTITLE C: HAZARDOUS WASTE

- |                      |   |                                      |                                     |
|----------------------|---|--------------------------------------|-------------------------------------|
| <b>IX.B.1.*</b>      | Does the installation operate as a generator or a treatment, storage, or disposal facility (TSDF)?  | <input checked="" type="radio"/> YES | NO                                  |
| <b>IX.B.1.a.*</b>    | <i>If YES, does the installation operate as a generator?</i>  | <input checked="" type="radio"/> YES | NO                                  |
| <b>IX.B.1.b.*</b>    | <i>Does the installation operate as a TSDFs?<br/>(If you are a tenant, indicate whether you are the TSDF.)</i>  | <input checked="" type="radio"/> YES | NO                                  |
| <b>IX.B.1.c.*</b>    | On a separate copy of the standard installation map provided for the overall data call, identify the installation's RCRA operations and label the map RCRA.                   |                                      |                                     |
| <b>IX.B.2.*</b>      | Has a RCRA Facility Assessment (RFA) been performed at the installation?  | <input checked="" type="radio"/> YES | NO                                  |
| <b>IX.B.2.a.*</b>    | <i>If YES, have solid waste management units (SWMUs) been identified?<br/><br/>(If you are a tenant, indicate whether any of the SWMUs are within your area of operation)</i> | <input checked="" type="radio"/> YES | NO                                  |
| <b>IX.B.2.b.*</b>    | <i>If YES, list the types of SWMUs:</i><br><br>SEE ATTACHMENT B-1   |                                      |                                     |
| <b>IX.B.2.c.*</b>    | <i>For regulated units, list contents:</i><br><br>SEE ATTACHMENT B-1  |                                      |                                     |
| <b>IX.B.2.d.*</b>    | <i>On the RCRA installation map, identify the SWMUs.</i><br>SEE ATTACHED SWMU MAP   |                                      |                                     |
| <b>IX.B.2.e.*</b>    | <i>Is corrective action required at the SWMU?</i>   | <input checked="" type="radio"/> YES | NO                                  |
| <b>IX.B.2.e.(1)*</b> | <i>If YES, has a RCRA Facility Investigation been conducted?</i><br>PENDING   | YES                                  | NO                                  |
| <b>IX.B.2.e.(2)*</b> | <i>Has a Corrective Measures Study been conducted?</i><br>PENDING   | YES                                  | NO                                  |
| <b>IX.B.2.e.(3)*</b> | <i>Has a Corrective Measures Implementation been conducted?</i>   | YES                                  | <input checked="" type="radio"/> NO |

## RCRA (continued)

IX.B.3.\* Does the installation/tenant operate any RCRA-permitted facilities? YES NO

IX.B.3.a.\* If YES, for each RCRA permit provide the following information:

Permit Type (generator, TSDF)	Permit Status (interim, final)	Permit Restrictions	Facility Capacity
STORAGE	INTERIM	LESS THAN 1 YEAR STORAGE	300 DRUMS
TREATMENT	"	THERMAL TREATMENT OF MUNITIONS (03/08)	NONE

IX.B.4.\* Are there any permit violations? YES NO

IX.B.4.a.\* If YES, who issued the consent order or enforcement order (EPA/state)?  
EPA

IX.B.4.b.\* List violations:  
SEE ATTACHED FEDERAL FACILITIES COMPLIANCE AGREEMENT (FFCA)

IX.B.4.c.\* What is the compliance schedule?  
SEE FFCA

IX.B.5.\* Has the installation/tenant been assessed any fines or penalties under the Federal Facility Compliance Act? YES NO

IX.B.5.a.\* If YES, explain:

IX.B.6. List any other environmental considerations at the state, municipal, or local level that have not yet been captured:

**RCRA  
(continued)**

**IX.B.7. \*** Refer to Section G of the questionnaire and list all actual and planned compliance costs for RCRA hazardous waste projects for fiscal years 1994 - 2001.

**SUBTITLE D: SOLID WASTE**

**IX.B.8. \*** Does the installation/tenant dispose of solid waste in a  
(1) installation landfill or (2) contract to a landfill offsite? 2  
*(If you answered (1), skip <sup>9</sup>question 9; if you answered (2), skip <sup>10</sup>question 10)*

**IX.B.9. \*** For disposal into an installation landfill, answer the following questions:

**IX.B.9.a. \*** What is the size of the landfill (in acres)? NA

**IX.B.9.b. \*** When was it established (mm/yy)? NA

**IX.B.9.c. \*** List the contents:

**IX.B.9.d. \*** What is the average daily volume (in tons)? NA

**IX.B.9.e. \*** What is the total landfill capacity (in tons)? NA

**IX.B.9.f. \*** What is the remaining expected life of the landfill? NA

**IX.B.9.g. \*** Describe the permit status:

**IX.B.10. \*** For disposal into an offsite landfill, answer the following questions:

**IX.B.10.a. \*** Who is the contractor?  
MOUNTAIN VIEW RECLAMATION (WASTE MANAGEMENT)

**IX.B.10.b. \*** What is the permit status of the landfill?  
CURRENT RESIDUAL/MUNICIPAL WASTE LANDFILL

## RCRA (continued)

**IX.B.10.c.\*** *What is the average daily volume of solid waste transported to the landfill (in tons)?*

8

**IX.B.10.d.\*** *What is the remaining life expectancy of the landfill?*

20 YEARS

**IX.B.10.e.\*** *If operations should increase due to base realignment, will there be limitations on increasing the contact quantity?*

YES

NO

**IX.B.10.e.(1)\*** *If YES, describe limitations:*

**IX.B.11.** List the location and capacity (include years) of the regional facilities within a 20-mile radius of the installation:

Location	Facility Capacity (in tons, years)

**IX.B.12.** Does the installation have any "open dumps"?

YES

NO

**IX.B.12.a.** *If YES, is the installation upgrading its operations or closing the dump(s)?*

\_\_\_\_\_

## RCRA (continued)

**IX.B.13.** List all solid waste projects and class requirements since 1990:

Project	Class Requirement (I, II, III)

**IX.B.14.** List any other environmental considerations at the state, municipal, or local level that have not yet been captured:

**IX.B.15.** Refer to Section G of the questionnaire and list all actual and planned compliance costs for RCRA solid waste projects for fiscal years 1994 - 2001.

### SUBTITLE I: UNDERGROUND STORAGE TANKS (USTs)

**IX.B.16.\*** Are there USTs located on the installation/tenant area? YES NO

**IX.B.16.a \*** If YES, on the RCRA map, identify the installation's/tenant's USTs.

THE INSTALLATION UST SITE MAP IS APPROXIMATELY 3'x3' AND TOO LARGE TO DUPLICATE (XEROX). A MYLAR COPY IS NOT AVAILABLE FOR DUPLICATION.

DDLP-KM



## RCRA (continued)

**IX.B.16.b.\*** For each UST, provide the following:

UST Number	UST Status (abandoned, closed, (un)regulated)	Installation Date	UST Contents (petroleum, chemical)	Current Volume (in gal.)	Tank Capacity (in gal.)
	SEE ATTACHMENT	B-2			

\*If status is closed, provide the closing date.

**IX.B.16.c** Are all required protection controls in place? YES NO

*[If installed after 12/88, corrosion, spill and overfill, and leak protection controls should already be in place. If installed before 12/88, leak protection should already be in place. However, corrosion and spill and overfill protection controls are required by 1998.]*

**IX.B.16.c.(1)** If NO, describe corrective action status:

**IX.B.17.** Have all USTs been tested for tank tightness? YES NO

**IX.B.17.a** If NO, is some other method of leak detection in place (e.g., monitoring)? YES NO

**IX.B.17.a.(1)** If YES, identify UST(s) and list other methods used:

**IX.B.17.a.(2)** If NO, identify UST(s) and actions to date:

DDL P-KM

ALL USTS -- IN USE & REMOVED  
Report Date: Sep 12, 1994

Tank Name	Tank registration number	Status	Contents	Capacity
BLDG 1	030	In use	Heating	20000.00
BLDG 10	014	In use	Diesel	1000.00
BLDG 10 (PALK047)pk014??		In use	Diesel	1000.00
BLDG 102		In use	Heating	1000.00
BLDG 12	033	In use	Heating	10000.00
BLDG 1456	052	PEC	Heating	6000.00
BLDG 19	035	In use	Heating	8000.00
BLDG 2	029	In use	Heating	25000.00
BLDG 225	064	PEC	Heating	15000.00
BLDG 2260		In use	Heating	1000.00
BLDG 227	036	PEC	Heating	5000.00
BLDG 2360	080	PEC	Heating	5000.00
BLDG 2360	051	In use	Heating	20000.00
BLDG 238	034	In use	Heating	5000.00
BLDG 2755		In use	Heating	2000.00
BLDG 3		In use	Diesel	2000.00
BLDG 3	013	In use	Diesel	2000.00
BLDG 3	068	In use	Heating	20000.00
BLDG 3	032	PEC	Heating	20000.00
BLDG 320		In use	Heating	2000.00
BLDG 320	027	In use	Heating	30000.00
BLDG 320	019	PEC	Used oils	550.00
BLDG 3223	049	PEC	Haz Mat'l	0.00
BLDG 3237	024	In use	Heating	5000.00
BLDG 3238 (AUTO CRAFT)	001	PEC	Used oils	500.00
BLDG 3282	025	PEC	Heating	4000.00
BLDG 3253	026	In use	Heating	10000.00
BLDG 3298		In use	Heating	1000.00
BLDG 33	061	In use	Heating	7500.00
BLDG 3380	060	In use	Heating	5000.00
BLDG 350	021	PEC	Diesel	8000.00
BLDG 350	067	In use	Diesel	8000.00
BLDG 360		In use	Heating	1000.00
BLDG 3626		In use	Heating	2000.00
BLDG 37(NP)	040	In use	Heating	5000.00
BLDG 3700		In use	Heating	2000.00
BLDG 3749	054	In use	Heating	4000.00
BLDG 3751	053	In use	Heating	4000.00
BLDG 37N	039	In use	Heating	10000.00
BLDG 37S	017	In use	Gasoline	2000.00
BLDG 37S	018	In use	Diesel	2000.00
BLDG 37SW	041	In use	Heating	7500.00
BLDG 3810	055	In use	Heating	6000.00
BLDG 3812		In use	Heating	1000.00
BLDG 403		In use	Heating	1000.00
BLDG 416		In use	Heating	1000.00
BLDG 417		In use	Heating	1000.00
BLDG 418		In use	Heating	1000.00
BLDG 42	062	In use	Heating	7500.00
BLDG 423	044	In use	Heating	25000.00
BLDG 423	045	PEC	Heating	4000.00
BLDG 425	007	PEC	Diesel	12000.00

ALL USTS -- IN USE & REMOVED  
 Report Date: Sep 12, 1994

BLDG 425	008	PEC	Diesel	6000.00
BLDG 425	009	PEC	Diesel	6000.00
BLDG 425	010	PEC	Diesel	10500.00
BLDG 43	063	In use	Heating	7500.00
BLDG 435	011	PEC	Diesel	10470.00
BLDG 435	012	PEC	Diesel	10135.00
BLDG 480 (GAS STATION)	015	In use	Gasoline	25000.00
BLDG 450 (GAS STATION)	016	In use	Diesel	25000.00
BLDG 4756	056	In use	Heating	6000.00
BLDG 500	046	In use	Heating	5000.00
BLDG 505		In use	Heating	1000.00
BLDG 51	037	In use	Heating	5000.00
BLDG 51	038	In use	Heating	10000.00
BLDG 51-1		PEC	Gasoline	50.00
BLDG 521		In use	Gasoline	110.00
BLDG 521		In use	Heating	2000.00
BLDG 522		In use	Heating	2000.00
BLDG 5249	058	In use	Heating	6000.00
BLDG 5250		In use	Heating	1000.00
BLDG 527	005	In use	Diesel	2000.00
BLDG 529		In use	Heating	3000.00
BLDG 5316	059	In use	Heating	6000.00
BLDG 554		In use	Heating	2000.00
BLDG 558		In use	Heating	1000.00
BLDG 558	005	PEC	Gasoline	1000.00
BLDG 5647	057	PEC	Heating	8000.00
BLDG 57	042	In use	Heating	7500.00
BLDG 57	043	In use	Heating	15000.00
BLDG 604 (KENNY GARDENS)	023	In use	Heating	6000.00
BLDG 616		In use	Heating	500.00
BLDG 627		In use	Heating	275.00
BLDG 639		In use	Heating	3000.00
BLDG 646		In use	Heating	1000.00
BLDG 683	047	In use	Heating	8000.00
BLDG 686	048	PEC	Gasoline	5000.00
BLDG 8	031	In use	Heating	20000.00
DOCK 2	020	In use	Heating	5000.00
DOCK 2	065	In use	Heating	5000.00
PAD 696	002	In use	Heating	10000.00
PAD 696	003	In use	Heating	10000.00

92

Count

PEC = TANK REMOVED / PERM CLOSED

**RCRA  
(continued)**

**IX.B.18.** Have any leaking USTs been identified? YES      NO

*IX.B.18.a. If YES, list the status of corrective action:*

**IX.B.19.** Do all USTs meet Federal standards? YES      NO

*IX.B.19.a. If NO, describe the corrective action status:*

**IX.B.20.** Has the appropriate agency (EPA, state, or local agency) been notified of each USTs age, size, type, location, and use? YES      NO

**IX.B.21.** List any other environmental considerations at the state, municipal, or local level that have not yet been captured:

**IX.B.22.** Refer to Section G of the questionnaire and list all actual and planned compliance costs for fiscal years 1994 - 2001.

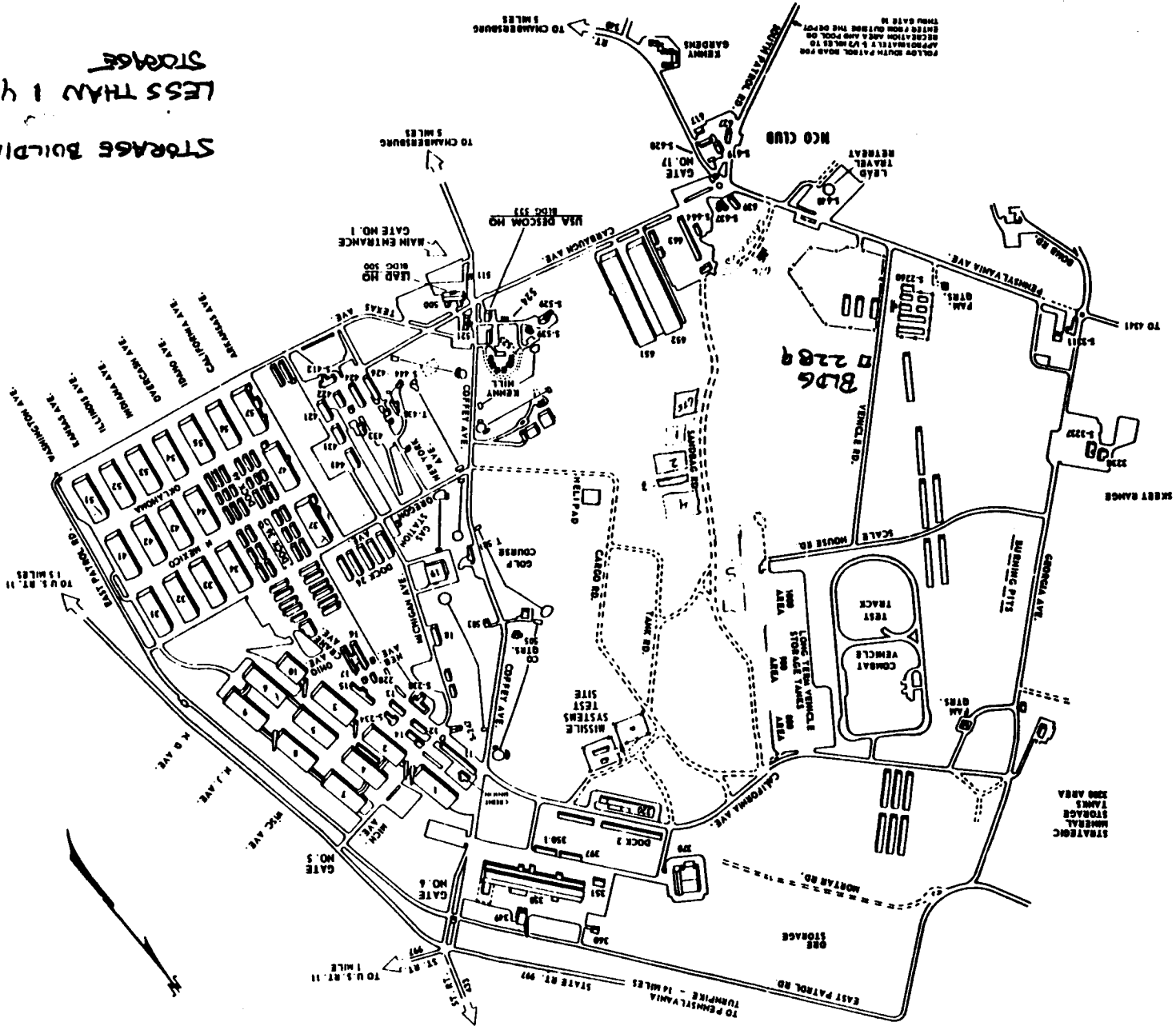
*DDLP-KM*

(This page was intentionally left blank)

DDLP-KM

RCRA

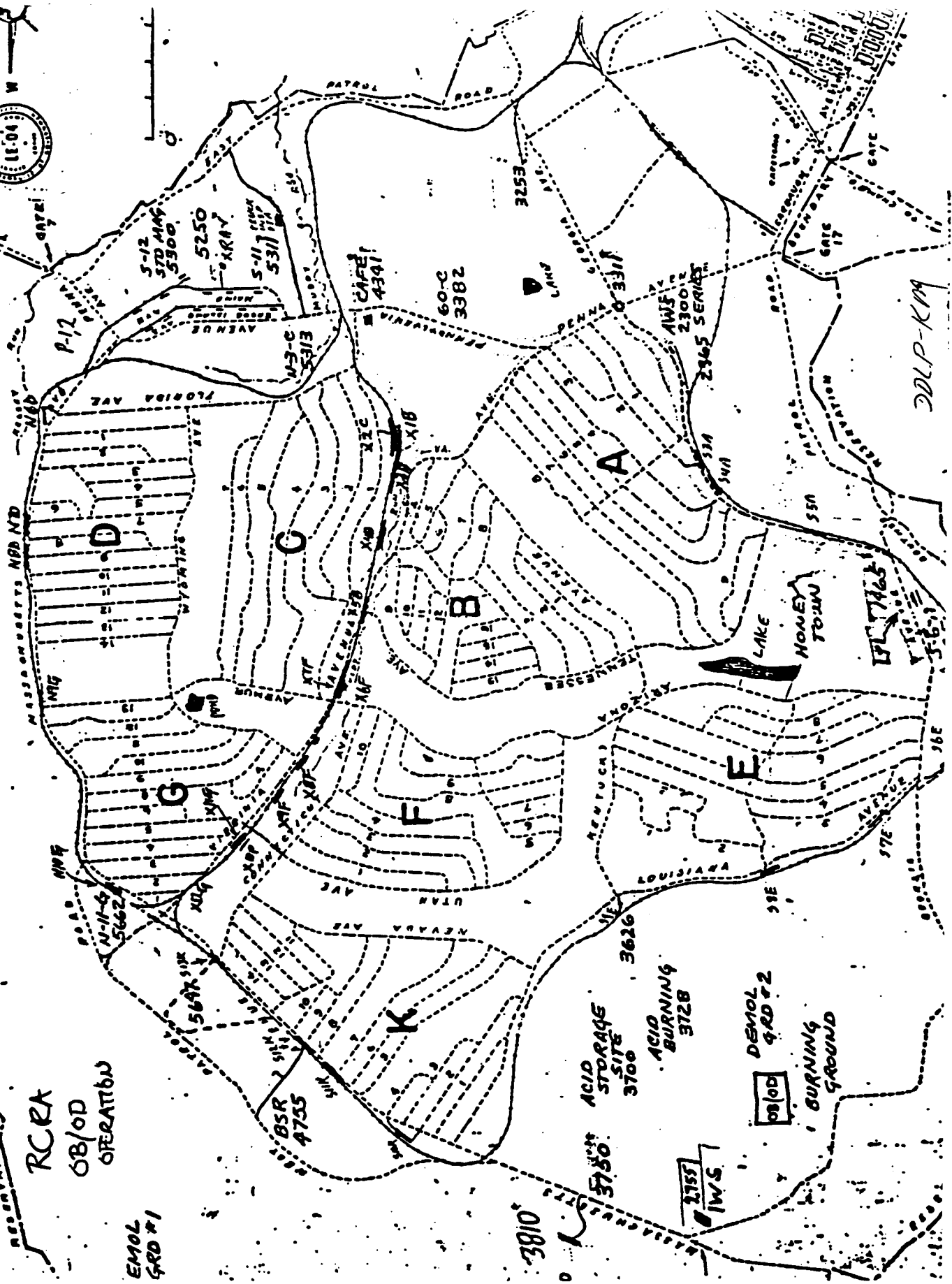
LESS THAN 1 YEAR CONTAINER  
STORAGE BUILDING 2289





RCRA  
08/0D  
OPERATION

EMOL  
GRD #1



2DLP-KM

LFL 7465

DEMOL  
GRD #2

ACID  
BURNING  
3728

ACID  
STORAGE  
SITE  
3700

2755  
IWS

3810

BSR  
4755

564X  
566Z

566Z  
567A

567A  
568B

568B  
569C

569C  
570D

570D  
571E

571E  
572F

572F  
573G

TABLE 4-1  
 LETTERKENNY ARMY DEPOT  
 CHAMBERSBURG, PA  
 SWMU MASTER LIST

SWMU NO.	SWMU NAME	LEAD DESIGNATION (See Appendix A)	LOCATION	STATUS
1.	✓ Digested Sludge Spreading Area 1	LEAD-46	<del>IRP-PDOA</del> Ammo	2,4 Wrong
2.	<i>check this</i> → Building 2357 laundry facilities	LEAD-47	<del>IRP-PDOA</del> Ammo	2 Wrong
3.	✚ Washout Plant	LEAD-48	<del>IRP-PDOA</del> Ammo	2,4 Wrong
	A. Old Storage Tank			
	B. 17,000 Liter Storage Tank			
	C. Storage Sump			
4.	* Deactivation Furnace	LEAD-52	<del>IRP-PDOA</del> Ammo	2,4 Wrong
	A. Rotary Kiln			
	B. Feed Conveyor			
	C. Discharge Conveyor			
	D. Cyclone Filter			
	E. Baghouse			
5.	Acid Burning Pit	LEAD-54	Ammo Area	3 ———
6.	→ Building 3700	LEAD-71	Ammo Area	1

N/A - Not Applicable

1 - No further action

2 - Included in IRP areas

3 - Requires further action

4 - High potential for release based on visual observation or other information

SIA - Southeast Industrial Area

DA - Disposal Area

PDOA - Property Disposal Office Area

ATTACHMENT B

DDI.P-KM



RCRA FACILITY ASSESSMENT  
PHASE II REPORT  
LETTERKENNY ARMY DEPOT  
CHAMBERSBURG, PENNSYLVANIA

Prepared for:

U.S. Environmental Protection Agency  
Region III  
841 Chestnut Street  
Philadelphia, Pennsylvania

Prepared by:

A. T. Kearney, Inc.  
699 Prince Street  
Alexandria, Virginia 22313

and

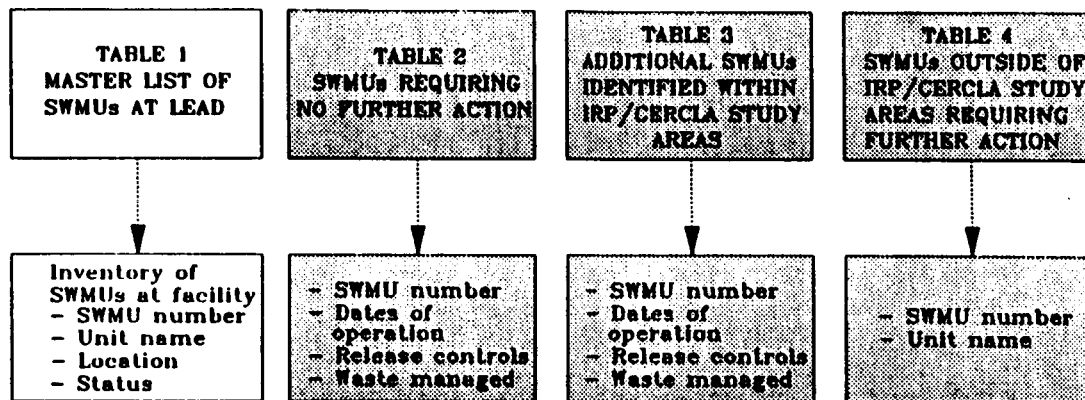
The Earth Technology Corporation  
300 N. Washington Street  
Alexandria, Virginia 22314


EPA Contract No. 68-01-7038  
Work Assignment R03-08-31

April 5, 1988

DDLP-KM

## SOLID WASTE MANAGEMENT UNITS



 The Earth Technology Corporation	Figure 4-1
<b>TABLE 4-1 INFORMATION SHEET</b>	

*DDCP-KM*

TABLE 4-1  
 LETTERKENNY ARMY DEPOT  
 CHAMBERSBURG, PA  
 SWMU MASTER LIST

SWMU NO.	SWMU NAME	LEAD DESIGNATION (See Appendix A)	LOCATION	STATUS
1.	→ Digested Sludge Spreading Area 1	LEAD-46	<del>IRP-PDOA</del> Ammo	2.4 Lurong
2.	← check this → Building 2367 laundry facilities	LEAD-47	IRP-PDOA Ammo	2 Lurong
3.	* Washout Plant A. Old Storage Tank B. 17,000 Liter Storage Tank C. Storage Sump	LEAD-48	IRP-PDOA Ammo	2.4 Lurong
4.	* Deactivation Furnace A. Rotary Kiln B. Feed Conveyor C. Discharge Conveyor D. Cyclone Filter E. Baghouse	LEAD-52	IRP-PDOA Ammo	2.4 Lurong
5.	Acid Burning Pit	LEAD-54	Ammo Area	3
6.	→ Building 3700	LEAD-71	Ammo Area	1

N/A - Not Applicable  
 1 - No further action  
 2 - Included in IRP areas  
 3 - Requires further action  
 4 - High potential for release based on visual observation or other information

SIA - Southeast Industrial Area  
 DA - Disposal Area  
 PDOA - Property Disposal Office Area

DD, D-KM

TABLE 4-1  
 LETTERKENNY ARMY DEPOT  
 CHAMBERSBURG, PA  
 SWMU MASTER LIST

SWMU NO.	SWMU NAME	LEAD DESIGNATION (See Appendix A)	LOCATION	STATUS
7.	Ammunition Box Piles	LEAD-80	Ammo Area	3
8.	Residue Drum Storage Area	N/A	Ammo Area	1
9.	Residue Burial Site	LEAD-57	Ammo Area	3
10.	Open Burning Ground 1	LEAD-58	Ammo Area	3
11.	Demolition Ground 2	LEAD-55	Ammo Area	1
12.	Radioactive Waste Storage Building	LEAD-45	IRP-PDOA	2
13.	Aircraft Shop Ramp	LEAD-44	IRP-PDOA	3
14.	Underground Waste Oil Tank (Aircraft Shop)	LEAD-44	IRP-PDOA	3
15.	Waste Oil Drum Storage (Aircraft Shop)	LEAD-44	IRP-PDOA	1

N/A - Not Applicable  
 1 - No further action  
 2 - Included in IRP areas  
 3 - Requires further action

SIA - Southeast Industrial Area  
 DA - Disposal Area  
 PDOA - Property Disposal Office Area

*DDP KMA*

**TABLE 4-1  
LETTERKENNY ARMY DEPOT  
CHAMBERSBURG, PA  
SWMU MASTER LIST**

<b>SWMU NO.</b>	<b>SWMU NAME</b>	<b>LEAD DESIGNATION (See Appendix A)</b>	<b>LOCATION</b>	<b>STATUS</b>
16.	Current Fire Training Pit	LEAD-43	IRP-PDOA	2,4
17.	Former Fire Training Pit	LEAD-42	IRP-PDOA	2,4
18.	Revolted Storage Area/Storage Site No. 2	LEAD-41	IRP-PDOA	2,4
19.	Trash Burning/Transfer Pits	LEAD-40	IRP-PDOA	2,4
20.	DRMO Storage	LEAD-31	IRP-PBOA	2,4
21.	Two Revoltments at DRMO A. 6" Drain Line B. Drum Storage	LEAD-32	IRP-PDOA	2,4
22.	Building 424/425 A. Empty Drum Storage B. Underground Waste Oil Tank	LEAD-1	IRP-SIA	2,4
23.	Building 433	N/A	IRP-SIA	2,4

N/A - Not Applicable

1 - No further action

2 - Included in IRP areas

3 - Requires further action

4 - High potential for release based on visual observation or other information

SIA - Southeast Industrial Area

DA - Disposal Area

PDOA - Property Disposal Office Area

*DDLK-KM*

TABLE 4-1  
 LETTERKENNY ARMY DEPOT  
 CHAMBERSBURG, PA  
 SWMU MASTER LIST

SWMU NO.	SWMU NAME	LEAD DESIGNATION (See Appendix A)	LOCATION	STATUS
28.	Building 228 A. Waste Acid Sump B. Floor Drain C. Underground Concrete Holding Tank	LEAD-8	IRP-SIA	2,4
29.	Building 13	LEAD-10	IRP-SIA	2,4
30.	→ Classified Paper Incinerator	N/A	IRP-SIA	1,2
31.	Building 12	LEAD-8	IRP-SIA	2,4
32.	Building 14	LEAD-11	IRP-SIA	2,4
33.	Building 1 A. Storm Water Lines B. Drum Storage Areas	LEAD-12	IRP-SIA	2,4

N/A - Not Applicable  
 1 - No further action  
 2 - Included in IRP areas  
 3 - Requires further action  
 4 - High potential for release based on visual observation or other information

SIA - Southeast Industrial Area  
 DA - Disposal Area  
 PDOA - Property Disposal Office Area

DDID-KM

TABLE 4-1  
 LETTERKENNY ARMY DEPOT  
 CHAMBERSBURG, PA  
 SWMU MASTER LIST

SWMU NO.	SWMU NAME	LEAD DESIGNATION (See Appendix A)	LOCATION	STATUS
34.	Building 350	LEAD-15	IRP-DA	2,4
	A. Sump			
	B. Blast Dust Baghouse			
35.	Vehicle Cleaning Building	N/A	IRP-DA	2,4
36.	Waste Storage Pavilion	LEAD-63	IRP-DA	1,2
	A. Floor Drains			
	B. Sump			
	C. Sump Pumps			
37.	Industrial Waste Treatment Plant	LEAD-19	IRP-DA	2,4
	A. Two Lagoons			
38.	Industrial Waste Ditch	LEAD-20	IRP-DA	2,4

N/A - Not Applicable

1 - No further action

2 - Included in IRP areas

3 - Requires further action

4 - High potential for release based on visual observation or other information

SIA - Southeast Industrial Area

DA - Disposal Area

PDOA - Property Disposal Office Area

*DD, P-KM*

TABLE 4-1  
 LETTERKENNY ARMY DEPOT  
 CHAMBERSBURG, PA  
 SWMU MASTER LIST

SWMU NO.	SWMU NAME	LEAD DESIGNATION (See Appendix A)	LOCATION	STATUS
39.	Building 370	LEAD-18	IRP-DA	2,4
	A. Dust Collector			
	B. Drum Storage Area			
40.	Sediment Burial Site	LEAD-21	IRP-DA	2,4
41.	Oil Burning Pit	LEAD-22	IRP-DA	2,4
42.	Burn Pit	LEAD-23	IRP-DA	2,4
43.	Lagoon	LEAD-24	IRP-DA	2,4
44.	Partially Revetted Area	LEAD-25	IRP-DA	2,4
45.	Waste Oil and Diesel Fuel Tanks	N/A	IRP-DA	2,4
46.	Storage Site No. 1	LEAD-26	IRP-DA	2,4
47.	Sanitary Landfill No. 4	LEAD-27	IRP-DA	2,4
48.	Sanitary Landfill No. 5	LEAD-28	IRP-DA	2,4

N/A - Not Applicable  
 1 - No further action  
 2 - Included in IRP areas  
 3 - Requires further action  
 4 - High potential for release based on visual observation or other information

SIA - Southeast Industrial Area  
 DA - Disposal Area  
 PDOA - Property Disposal Office Area

M

DD-111



**TABLE 4-1  
LETTERKENNY ARMY DEPOT  
CHAMBERSBURG, PA  
SWMU MASTER LIST**

<b>SWMU NO.</b>	<b>SWMU NAME</b>	<b>LEAD DESIGNATION (See Appendix A)</b>	<b>LOCATION</b>	<b>STATUS</b>
48.	Sanitary Landfill No. 1	LEAD-28	IRP-DA	2,4
50.	Sanitary Landfill No. 2	LEAD-30	IRP-DA	2,4
51.	Sanitary Landfill No. 3	LEAD-37	IRP-DA	2,4
52.	Blast Dust Piles	LEAD-36	IRP-DA	2,4
53.	Drummed Waste Storage Areas	LEAD-35	IRP-PDOA	2,4
54.	Bulk Liquid Waste Storage	LEAD-34	IRP-PDOA	2,4
55.	Building 875	LEAD-33	IRP-PDOA	2
56.	Carbon Disposal Area	LEAD-49	IRP-PDOA	2,4
57.	Building 2325, Pest Control	LEAD-51	IRP-PDOA	2,4
	A. Washwater Disposal Pit			
	B. Drum Storage			

N/A - Not Applicable

1 - No further action

2 - Included in IRP areas

3 - Requires further action

4 - High potential for release based on visual observation or other information

SIA - Southeast Industrial Area

DA - Disposal Area

PDOA - Property Disposal Office Area

DD, D, KM

TABLE 4-1  
 LETTERKENNY ARMY DEPOT  
 CHAMBERSBURG, PA  
 SWMU MASTER LIST

SWMU NO.	SWMU NAME	LEAD DESIGNATION (See Appendix A)	LOCATION	STATUS
58.	Storm Water Discharge	LEAD-7	IRP-SIA	4
59.	Industrial Drainage Lines	N/A	Facility-Wide	4
60.	Storm Water Drainage Lines	N/A	Facility-Wide	4
61.	Building 351	LEAD-18	IRP-SIA	2
62.	Combat Vehicle Test Track	LEAD-38	IRP-DA	2
63.	Building 435, Dock 2, Waste Oil Tank	LEAD-2	IRP-SIA	2
64.	Building 42, Waste Oil Tank	LEAD-6	IRP-SIA	2
65.	Building 4, Waste Oil Tank	LEAD-13	IRP-SIA	2
66.	Building 348, Main Boiler Plant	LEAD-14	IRP-DA	2
67.	Building 320, Waste Oil Tank	LEAD-17	IRP-DA	2

N/A - Not Applicable

1 - No further action

2 - Included in IRP areas

3 - Requires further action

4 - High potential for release based on visual observation or other information

SIA - Southeast Industrial Area

DA - Disposal Area

PDOA - Property Disposal Office Area

*m. n. v. d.*

TABLE 4-1  
LETTERKENNY ARMY DEPOT  
CHAMBERSBURG, PA  
SWMU MASTER LIST

SWMU NO.	SWMU NAME	LEAD DESIGNATION (See Appendix A)	LOCATION	STATUS
68.	Landfill #8	LEAD-38	IRP-DA	2
69.	Open Burning Ground 2	LEAD-58	Ammo Area	3
70.	Burning Site/Neutralization Pit	LEAD-58	Ammo Area	3
71.	Demolition Ground 1	LEAD-82	Ammo Area	3

N/A - Not Applicable

1 - No further action

2 - Included in IRP areas

3 - Requires further action

4 - High potential for release based on visual observation or other information

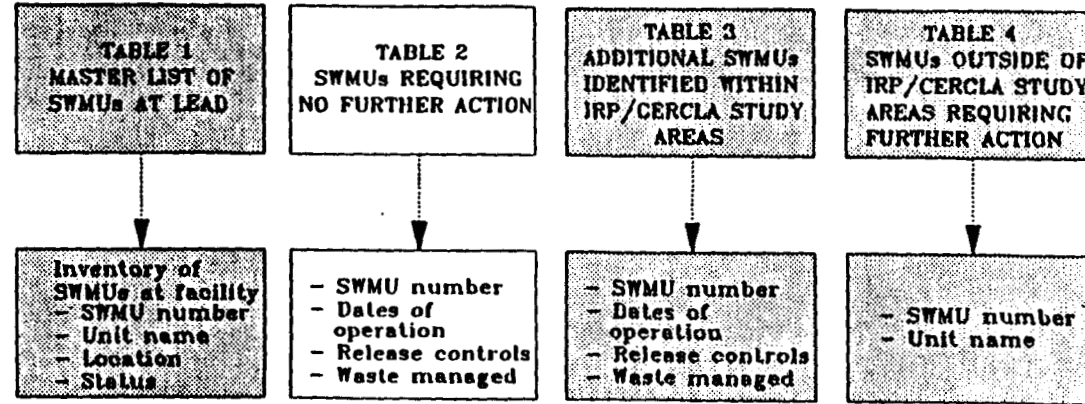
SIA - Southeast Industrial Area

DA - Disposal Area

PDOA - Property Disposal Office Area

*DDP-KM*

## SOLID WASTE MANAGEMENT UNITS



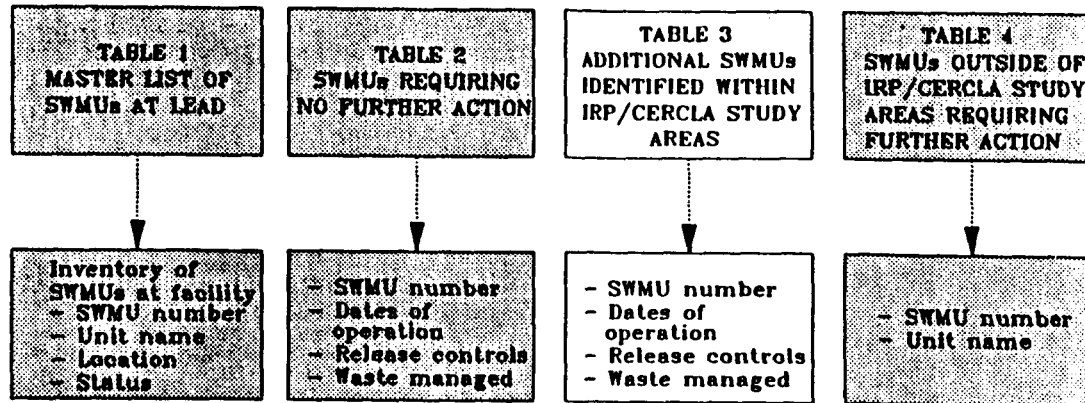
<b>The Earth Technology Corporation</b>	<b>Figure 4-2</b>
<b>TABLE 4-2 INFORMATION SHEET</b>	


TABLE 4-2  
 LETTERKENNY ARMY DEPOT  
 CHAMBERSBURG, PA  
 SWMUs NOT REQUIRING FURTHER ACTION

SWMU NO.	SWMU NAME	DATES OF OPERATION	RELEASE CONTROLS	WASTE
* 8.	Building 3700 LEAD-71	Unknown to present	In Building with concrete floors	5
8.	Residue Drum Storage Area	Current	Metal 55-gallon drums	2
* 11.	Demolition Ground 2 LEAD-55	1945-Present	None	2
15.	Waste Oil Drum Storage (Autocraft Shop)	Current	Metal 55-gallon drums	1
* 30.	Classified Paper Incinerator N/A	Unknown	Unknown	4
* 38.	Waste Storage Pavilion LEAD-63	Mid-1980's- Present	4" Bermed concrete Floor	3

- 1 - Waste Oils
- 2 - Demolition and explosive materials
- 3 - Halogenated solvents, volatile organics, metals
- 4 - Paper
- 5 - Laboratory wastes

## SOLID WASTE MANAGEMENT UNITS



 The Earth Technology Corporation	Figure 4-3
<b>TABLE 4-3 INFORMATION SHEET</b>	

*DD, D, VM*

TABLE 4-3  
 LETTERKENNY ARMY DEPOT  
 CHAMBERSBURG, PA  
 ADDITIONAL SWMUS IDENTIFIED WITHIN  
 IRP STUDY AREAS

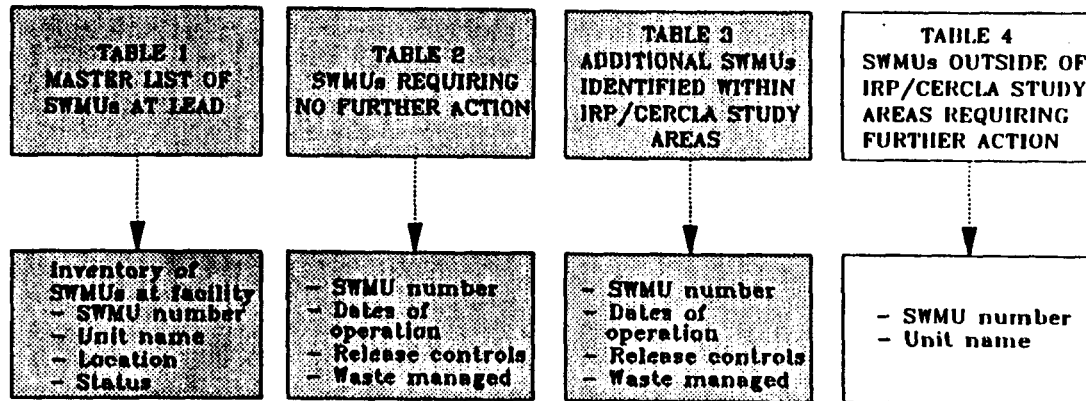
SWMU NO.	SWMU NAME	DATES OF OPERATION	RELEASE CONTROLS	WASTES	FURTHER ACTION
27.	Storage Sheds Drum Storage	Current	On concrete, some covered by roof	1	Yes*
30.	* Transformer Pad	Current	Resting on concrete	2	Yes
59.	{ Industrial Drainage Lines	Current	In ground-dirt	1	Yes*
60.	{ Storm Water Drainage Lines	Current	In ground-dirt	1	Yes*

1 - Halogenated solvents, volatile organics, metals  
 2 - PCBs - hot level?

\*Units requiring further action are being addressed under the IRP work (Appendix A for additional information).

DDI.P-KA.1

## SOLID WASTE MANAGEMENT UNITS




 <b>The Earth Technology Corporation</b>	<b>Figure 4-4</b>
<b>TABLE 4-4 INFORMATION SHEET</b>	



TABLE 4-4  
 LETTERKENNY ARMY DEPOT  
 CHAMBERSBURG, PA  
 SWMUS OUTSIDE IRP STUDY AREAS  
 REQUIRING FURTHER ACTION\*

10  
 SWMU's

SWMU NO.	UNIT NAME
5	LEAD-54 Acid Burning Pit Area
7	LEAD-60 Ammunition Box Piles
9	LEAD-57 Residue Burial Site
10	LEAD-56 Open Burning Ground 1
26	NA Transformer Pad
69	LEAD-58 Open Burning Ground 2
70 Neutralization Pit	LEAD-59 Burning Site/
71	LEAD-62 Demolition Ground 1

\*SWMU write-ups and suggested further actions are presented in Sections IV and VIII, respectively.

13	LEAD-44	Autocraft shop
14	"	Underground Waste Oil Tank (autocraft shop)

DDLK-KM

UNITED STATES ENVIRONMENTAL PROTECTION AGENCY  
REGION III  
841 CHESTNUT BUILDING  
PHILADELPHIA, PENNSYLVANIA 19107

IN THE MATTER OF )

UNITED STATES )  
DEPARTMENT OF ARMY )  
LETTERKENNY ARMY DEPOT )  
CHAMBERSBURG, PA )

RESPONDENT )

FEDERAL FACILITY

COMPLIANCE AGREEMENT

DOCKET NOS. :

III-FF-RCRA-002;  
III-FF-RCRA-004;  
III-FF-CWA-001

I. INTRODUCTION

1-1. The United States Environmental Protection Agency, Region III ("EPA") and the United States Department of the Army ("DA"), Letterkenny Army Depot ("LEAD"), located in Chambersburg, Commonwealth of Pennsylvania are the Parties to this Federal Facility Compliance Agreement ("Agreement") which is entered into pursuant to Executive Order 12088, October 13, 1978 (43 Fed. Reg. 47707), the Solid Waste Disposal Act, as amended by the Resource Conservation and Recovery Act ("RCRA"), as further amended by the Hazardous and Solid Waste Amendments ("HSWA"), 42 U.S.C. § 6901 et seq. and the Clean Water Act ("CWA") 33 U.S.C. §§ 1251-1387.

1-2. Executive Order 12088 was promulgated to ensure federal agency compliance with applicable pollution control standards. The Office of Management and Budget and the Department of Justice will take cognizance of this Agreement pursuant to their respective duties to assure compliance with the environmental laws under Executive Order 12088, RCRA and the CWA. This Agreement contains a "plan", as described in Section 1-601 of Executive Order 12088, to achieve and maintain compliance with the RCRA and CWA requirements for DA.

1-3. This Agreement is entered into by the Parties and provides that the provisions of Pennsylvania's Solid Waste Management Act 35 P.S. § 6018.101 et seq. and the Pennsylvania Solid and Hazardous Waste Management regulations, 25 PA Code § 75.259 et seq. authorized by EPA pursuant to RCRA § 3006, 42 U.S.C. § 6926, and 40 C.F.R. Part 271, as well as RCRA and regulations promulgated pursuant thereto, specifically 40 C.F.R. Parts 260-270, for which the Commonwealth of Pennsylvania has not yet received authorization, apply to the units identified herein.

The Agreement sets forth the procedures necessary to achieve and maintain compliance with those requirements at LEAD. EPA and DA have reached a determination as to the requirements that DA must meet in order to achieve compliance and those requirements are set out herein.

1-4. This Agreement does not address corrective action or response measures pursuant to Sections 3004(u), 3004(v) or 3008(h) of RCRA, 42 U.S.C. §§ 6924(u), 6924(v) or 6928(h), or pursuant to the Comprehensive Environmental Response, Compensation and Liability Act of 1980 ("CERCLA"), as amended by the Superfund Amendments and Reauthorization Act of 1986 ("SARA"), 42 U.S.C. § 9601 et seq. This Agreement has been entered into by DA and EPA, Region III to resolve only the matters stated below and to facilitate implementation of the measures described herein.

1-5. This Agreement is entered into by the Parties and provides that in addition to any other requirements of the CWA which may apply, that Sections 301, 302, 307, 309, 313, & 402 of the CWA, 33 U.S.C. §§ 1311, 1312, 1317, 1319, 1323, 1342 and regulations promulgated thereto, specifically 40 C.F.R. §§ 122.2, 403-424, and the conditions contained in the current NPDES permit for the IWTP, apply to LEAD and the units identified herein. This Agreement sets forth the procedures and timetables necessary to achieve and maintain compliance with those requirements at LEAD. EPA and DA have reached a determination as to the requirements that DA must meet in order to achieve compliance and those requirements are set out herein.

## II. FINDINGS OF FACT AND CONCLUSIONS OF LAW

For the purposes of this Agreement, EPA finds as follows:

2-1. DA is a federal agency operating in the Commonwealth of Pennsylvania, and pursuant to RCRA Section 6001, 42 U.S.C. § 6961, "[e]ach department, agency, and instrumentality of the executive, legislative, and judicial branches of the Federal Government (1) having jurisdiction over any solid waste management facility or disposal site, or (2) engaged in any activity resulting, or which may result, in the disposal or management of solid waste or hazardous waste shall be subject to, and comply with, all Federal, State, interstate, and local requirements, both substantive and procedural (including any requirements for permits or reporting or any provisions for injunctive relief and such sanctions as may be imposed by a court to enforce such relief), respecting control and abatement of solid waste or hazardous waste disposal in the same manner, and to the same extent, as any person is subject to such requirements

including the payment of reasonable service charges." (Emphasis added).

DA is a "person" pursuant to 25 PA Code § 75.260 (40 C.F.R. § 260.10).

2-2. DA owns and operates the Letterkenny Army Depot ("LEAD") located at Chambersburg, Pennsylvania ("the Facility"). LEAD is primarily engaged in the storage and disposal of ammunition and maintenance and storage of vehicles and missile systems for the Department of the Army. Respondent also serves as host installation for several tenant activities including the Defense Reutilization Marketing Office ("DRMO"), which serves as the principal disposal agency for used materials and waste within the Department of Defense.

2-3. 25 PA Code § 75.265(a)(2) (40 C.F.R. § 265.1(b)) provides that the regulations set forth in 25 PA Code § 75.265 (40 C.F.R. Part 265) are applicable to existing hazardous waste management facilities located in Pennsylvania during the period of interim status.

2-4. Pursuant to Section 3010(a) of RCRA, 42 U.S.C. § 6930(a), Respondent submitted a timely Notification of Hazardous Waste Activity ("Notification") dated August 8, 1980. In its Notification, Respondent identified itself as a generator, treater, storer and disposer of hazardous waste at the Facility. Respondent was assigned EPA I.D. No. PA6 21 382 0503.

2-5. Respondent is a generator of hazardous waste and is also engaged in the treatment, storage, and disposal of hazardous waste at its facility. These functions are defined in 25 PA Code § 75.260(a) (40 C.F.R. § 260.10).

2-6. Respondent submitted to EPA a Part A Permit application ("Part A") on November 17, 1980 for its hazardous waste management units. According to the November 17, 1980 Part A, the wastes managed at the Facility in surface impoundments included: D007 (chromium), D008 (lead), F001, F002 (spent halogenated solvents), F003, F005, (spent non-halogenated solvents), F007, F008, F009 (spent cyanides used in electroplating), U134 (hydrofluoric acid) and U188 (phenol). The hazardous wastes identified as F001, F002, F003, F005, F007, F008, F009 and U134 are also managed under the process codes identified as S01 (storage in containers) and S02 (storage in tanks).

2-7. The Facility is an "existing hazardous waste management facility" as defined in 25 PA Code § 75.260(a) (40 C.F.R. § 260.10) and appears to qualify for interim status for the units identified in the November 17, 1980 Part A under 25 PA Code § 75.272(a) (40 C.F.R. § 270.70(a)).

2-8. The Respondent listed the following hazardous waste management units on the November 17, 1980 Part A for LEAD:

1. The Industrial Wastewater Treatment Plant ("IWTP") which treats wastewater comprised principally of boiler blowdown, vehicular washwater, and process wastewater from repair and maintenance activities. Permit-by-Rule status for this plant was granted by PADER on August 31, 1983 in accordance with 25 PA Code § 75.265(z)(17) (40 C.F.R. § 265.1(c)(10)).
2. The IWTP Holding Ponds, which are two impoundments that were once used to accept some industrial wastes and the sludges from the IWTP. These impoundments known as Lagoons 361 and 362, were taken out of service by the Respondent in July, 1986, and April, 1988, respectively, and are currently being addressed by an Federal Facility Agreement ("FFA") pursuant to the Comprehensive Environmental Response, Compensation and Liability Act ("CERCLA"), 42 U.S.C. §§ 9601-9675.
3. The Defense Property Disposal Office (now known as the DRMO) which consists of a drum storage area and a tank storage area. According to the November 17, 1980 Part A, the wastes stored in these areas include: F001, F002 (spent halogenated solvents) F003, F005 (spent non-halogenated solvents), F007 (spent cyanides used in electroplating), U036 (a chlordane derivative), U061 (a chlorobenzene derivative), U140 (isobutyl alcohol), and U151 (mercury). Those hazardous wastes identified as F001, F002, F003, F005, F007, U036, U061, U140 and U151 are managed under the process code S01 (storage in containers). This area is now being addressed pursuant to the FFA.
4. The Ammunition Burning Grounds which is an open burning operation of waste ammunition. The open burning grounds is a tract of land measuring approximately 500 feet x 500 feet. According to the November 17, 1980 Part A, the wastes treated and disposed of in this operation are: D003 (reactive hazardous wastes); and K047 (defined as pink/red water from TNT operations). The hazardous waste identified as D003 and K047 are managed under the process codes T04 (treatment processes not occurring in tanks, surface impoundments or incinerators) and D81 (disposal by land application). According to Respondent, D003 is currently managed under the process code S01 (Storage and Containers).

5. The Deactivation Furnace is used to incinerate obsolete munitions at LEAD. The site occupied by the deactivation furnace is a tract of land measuring approximately 300 feet x 50 feet. According to the November 17, 1980 Part A, the waste treated in this operation is D003 (reactive hazardous wastes). The hazardous waste identified as D003 is managed under the process code T03 (treatment by incineration).
6. The Ammunition Demolition Ground is used to dispose of overaged or obsolete munitions. The site occupied by the Ammunition Demolition Ground measures approximately 415 acres. According to the November 17, 1980 Part A, the waste treated and disposed of in this operation is D003 (reactive hazardous wastes). The hazardous waste identified as D003 is managed under the process codes T04 and D81.
7. The Ammunition Washout Facility provides for the washout of explosives from ammunition casings using high and low pressure water streams. The site occupied by this unit measures approximately 100 feet x 35 feet. According to the November 17, 1980 Part A, this facility has not been operated since 1975.

2-9. A RCRA Facility Assessment (Phase II) of LEAD conducted in April, 1988, by representatives of EPA identified a total of 71 solid waste management units at the Facility.

2-10. On November 8, 1987, representatives of EPA conducted an inspection and evaluated the extent of LEAD's compliance with the Land Disposal Restrictions (40 C.F.R. Part 268) which are requirements of RCRA. A Notice of Violation (NOV) (Docket No. III-88-19-VR) was issued to LEAD by EPA on December 29, 1988 for Land Disposal Restriction violations discovered during the November, 1987 inspection.

2-11. On November 22, 1988, representatives of EPA and the Commonwealth of Pennsylvania, Department of Environmental Resources (PADER), jointly inspected LEAD. A Notice of Non-Compliance was issued to LEAD by EPA on September 29, 1989 (Docket No. III-FF-RCRA-002) for various RCRA storage and Land Disposal Restriction violations discovered during the November, 1988 inspection.

2-12. On January 31, 1990, representatives of EPA and PADER jointly inspected LEAD. Based on this inspection, EPA has determined that:

1. LEAD failed to clearly mark the dates on which hazardous waste was first placed in each container on

- each container of hazardous waste. LEAD has failed to use proper accumulation start dates in accordance with 25 PA Code § 75.262(g)(1)(iv) (40 C.F.R. § 262.34(a)(2)) which states that "on each container, each date on which any hazardous waste was placed in that container shall be clearly marked and visible for inspection."
2. LEAD has stored hazardous waste in containers without interim status or a permit for such activity, in violation of RCRA § 3005 and 25 PA Code § 75.270(a). LEAD has failed to qualify for the exemption from the requirement to obtain a permit or interim status for such activity, as set forth in 25 PA Code § 75.262(g)(1) (40 C.F.R. § 262.34(a)) because the hazardous waste in issue has been stored onsite for longer than ninety days and/or has not been stored in accordance with the performance standards set forth in 25 PA Code § 75.262(g)(1) (40 C.F.R. § 262.34(a)). Numerous violations of the provisions cited above were discovered at Building 675 and the four adjacent storage pads (*i.e.*, the flammable liquid storage pad, which is known as Pad 1, and solid waste storage pads 2 through 4, collectively referred to as the "shale pads") where over 1,500 drums of hazardous waste have been stored for longer than ninety days without interim status or a permit for such activity. Some of the drums of hazardous waste located in Building 675 had accumulation start dates from April, 1986. LEAD has also stored hazardous waste in containers for longer than ninety days without interim status or a permit at Buildings 37, 378 and 357. (Numerous revisions to LEAD's Notification submitted to PADER have not resulted in the achievement of interim status for the container storage areas referred to herein.)
3. 25 PA Code § 75.265(o)(3) (40 C.F.R. § 265.112(a)) provides that an owner or operator shall have a written closure plan for all hazardous waste management units by May 19, 1981. 25 PA Code § 75.265(o)(7) (40 C.F.R. § 265.113(a)) provides that the plan is to be implemented within ninety (90) days after the unit receives the final volume of hazardous waste. LEAD has violated the regulation referenced immediately above by failing to implement closure of the following units within ninety days after the last receipt of hazardous waste by such unit: (a) the hazardous waste storage areas referred to in Paragraph 2-8 number 3, which were listed on LEAD's November 17, 1980, Part A; and (b) Building 37, at which hazardous waste was stored in

containers for longer than ninety days (March through September, 1989 when it was partially destroyed in a hurricane) without interim status or a permit.

4. The hazardous waste storage area designated by LEAD as "solid waste storage pad number 3", which is lined with crushed shale, contained a 5 gallon drum of liquid hydrochloric acid and six 55-gallon drums of various liquid hazardous wastes. LEAD has violated 25 PA Code § 75.265 (q)(10)(i) (no federal counterpart) by failing to store hazardous waste containing free liquids on an impervious base which is free of cracks or gaps so as to contain leaks, spills, and accumulated rainfall.
5. LEAD is currently in the process of characterizing its entire hazardous waste stream. LEAD has not completed the testing of numerous drums of hazardous waste. LEAD has violated 25 PA Code § 75.262(b)(1) (40 C.F.R. § 262.11) by failing to conduct hazardous waste determinations for at least 25 yellow over-pack drums of hazardous waste located at "solid waste storage pad number 2" which had no labels indicating the nature of the hazardous waste that they contained. Facility representatives could not provide hazardous waste determinations for these drums. Many of the drums located adjacent to Building 675 were labeled "unknown."
6. LEAD has violated 25 PA Code § 75.265(q)(3) (40 C.F.R. § 265.173(a)) by failing to keep containers of hazardous waste closed except when it is necessary to add or remove waste. At the waste-paint-related-material-hazardous-waste-accumulation point located in Building 350, small bungs are constantly kept open on drums containing volatile organic compounds.
7. LEAD has violated 25 PA Code § 75.265(q)(1) (40 C.F.R. § 265.171) by failing to transfer hazardous waste from a defective container, specifically, an unlabeled, bulging drum identified by Facility representatives as hazardous waste and located at the flammable liquid storage pad to a container that is in good condition.
8. LEAD has violated 25 PA Code §§ 75.265(e)(5) and 75.265(k)(2)(v) (40 C.F.R. §§ 265.15(d) and 265.73(b)(5)) by failing to maintain weekly records of inspections of the hazardous waste accumulation area referred to in Paragraph 6 of this Section (Building 350) prior to January 16, 1989.



2-13. A Notice of Non-Compliance (Docket No. III-FF-RCRA-004) was issued to LEAD by EPA on March 30, 1990 for various RCRA storage violations discovered during the January 31, 1990 inspection by representatives of EPA.

2-14. DA is a Federal agency which has jurisdiction over LEAD and is thus subject to Section 313 of CWA, 33 U.S.C. § 1323, which directs that "[e]ach department of the Federal government...having jurisdiction over any...facility shall be subject to, and comply with, all Federal, State...requirements, administrative authority and process and sanctions... respecting the control and abatement of water pollution." DA is a "person" under the definition provided in 40 C.F.R. § 122.2.

2-15. Pursuant to Section 313 of CWA, 33 U.S.C. § 1323, all other applicable provisions of CWA and Paragraph 2-14 of this Agreement, EPA has authority to enforce those Federal requirements against the DA and LEAD respecting water pollution including the conditions of any National Pollution Discharge Elimination System ("NPDES") permit issued to DA and LEAD pursuant to Section 402 of CWA, 33 U.S.C. § 1342.

2-16. The Respondent currently operates the IWTP according to NPDES Permit No. PA0010502 issued July 28, 1986 by PADER under the authority of Pennsylvania's Clean Streams Act, 35 P.S. § 6901.1 et seq. and the CWA, authorized by EPA pursuant to CWA § 402(b), 33 U.S.C. § 1342(b). This permit will expire July 28, 1991.

2-17. PADER issued an NOV dated March 3, 1989 indicating that LEAD was in violation of Sections 201 & 202 of Pennsylvania's Clean Streams Act, 35 P.S. §§ 691.201 & 691.202 and Part C of NPDES Permit No. PA0010502 by not submitting a Toxics Reduction Evaluation ("TRE") for the IWTP by July 28, 1987.

2-18. LEAD responded to the NOV of March 3, 1989 by letter dated March 24, 1989. In this letter, LEAD outlined the TRE and submitted three of four interim quarterly reports.

2-19. PADER submitted LEAD to EPA pursuant to Section 304(1)(1)(C) of CWA, 33 U.S.C. § 1314(1)(1)(C) for inclusion on the "C" list by February 4, 1989 because of the failure of LEAD to submit an acceptable TRE as required by Part C of the IWTP NPDES Permit.

2-20. EPA approved PADER's decision to include LEAD to the 304(1)(C) proposed list on June 2, 1989, and notified LEAD by letter dated June 20, 1989 giving the facility an opportunity to respond to that proposed decision with any information which it believed would support a determination to remove LEAD from the

list.

2-21. LEAD responded to the CWA § 304(1) proposed listing decision by letter dated October 3, 1989. In this letter LEAD indicated that a TRE for the IWTP had been performed by the U.S. Army Environmental Hygiene Agency ("AEHA") according to EPA guidelines, the final results of which were forwarded to PADER in 1989. LEAD further stated in this letter that PADER informed LEAD in June, 1989 that the TRE was inadequate because the TRE (performed according to EPA guidelines) did not meet PADER's TRE guidelines.

2-22. EPA issued a Request for Information on October 10, 1989 under the authority of Section 308 of CWA, 33 U.S.C. § 1318 exploring possible violations of the CWA by virtue of LEAD's failure to submit an acceptable TRE as required by Part C of NPDES Permit No. PA0010502.

2-23. LEAD responded to the EPA's Section 308 letter of October 10, 1989 by letter dated October 26, 1989. This letter repeated the explanation set forth above in Paragraphs 2-17 through 2-21 of this Agreement and outlined the schedule by which LEAD proposed to undertake a second TRE to be performed by AEHA in compliance with PADER guidelines. This TRE was completed and submitted to PADER by June 30, 1990.

2-24. EPA issued a Request for Information in February, 1990 under the authority of Section 308 of CWA, 33 U.S.C. § 1318 regarding possible violations of the CWA by exceedances of the effluent limitations of LEAD's NPDES permit for the IWTP. The letter inquired about exceedances of effluent limitations for Total Nickel in November of 1989, Total Phosphorus and Total Lead in October of 1989, Zinc in July and September of 1989, and Total Suspended Solids in May of 1989 as indicated by the respective Discharge Monitoring Reports ("DMR's") submitted by LEAD.

2-25. LEAD responded to the Section 308 letter of February, 1990 by letter dated March 2, 1990. LEAD indicated that the exceedances for total nickel and zinc may have been from problems with the contracting laboratories. LEAD outlined Quality Assurance ("QA") studies undertaken to identify whether the problem was in the operations or in the laboratory. For total lead, LEAD disputed EPA's number as substantially more than the DMR submitted number. For total phosphorus and total suspended solids, LEAD indicated that the exceedances were due to increased effluent flow for the respective months of March and October of 1989.

2-26. LEAD is currently expanding the IWTP by an Army Corps of Engineer's construction project of additional treatment units and

capacity.

2-27. DA neither admits nor denies EPA's findings in the above statement of facts and conclusions of law.

### III. COMPLIANCE REQUIREMENTS

#### A. RCRA Compliance Requirements

3-1. (a) DA shall immediately cease the storage of hazardous waste for longer than ninety (90) days, or for fewer than ninety (90) days if storage is not in compliance with the conditions set forth in 25 PA Code § 75.262(g)(1) (40 C.F.R. § 262.34(a)), at areas of the Facility for which the Facility did not receive interim status.

(b) Within five (5) days of receipt by LEAD of the effective Agreement, DA shall submit to EPA and the Commonwealth of Pennsylvania a written statement as to whether DA intends to modify its application for a permit for storage of hazardous waste at LEAD. If DA determines that no hazardous waste storage permit modification is necessary, then the written statement shall include an explanation of how DA will comply with the ninety (90) day limitation of on-site hazardous waste accumulation by a generator at portions of the Facility which does not have interim status or a permit for treatment, storage or disposal of hazardous waste as set forth in 25 PA Code § 75.262(g)(2) (40 C.F.R. § 262.34(a)). If DA determines that it will require a hazardous waste storage permit, DA shall submit an amended application for a permit within two hundred and seventy (270) days of the effective date of this Agreement.

3-2. Within sixty (60) days of receipt by LEAD of the effective Agreement, DA shall submit to EPA and the Commonwealth of Pennsylvania, for review and approval by EPA, a report describing the nature of all hazardous waste generation, treatment, storage, and disposal activities on-site signed by the Commander of LEAD. The report shall describe the following: ① the name of the agency generating, treating, storing or disposing of the waste; ② the name of the supervisory employee responsible for the management of that hazardous waste; ③ the location of the process that generates, treats, stores, or disposes of the waste; ④ the type(s) of hazardous waste generated, treated, stored, or disposed of; ⑤ estimated annual quantities of waste generated, treated, stored or disposed of; ⑥ the process by which any hazardous waste is generated, treated, stored or disposed of; ⑦ the purpose of the generation, treatment, storage, and disposal process; ⑧ and the procedures and a description of the containers and physical setting for management of hazardous waste.

3-3. Within fourteen (14) days of receipt by LEAD of the effective Agreement, DA shall submit to EPA and the Commonwealth of Pennsylvania, a detailed inventory of all hazardous waste in storage at non-interim status locations, and documentation of the time period for which it has accumulated. Within forty-five (45) days of receipt by LEAD of the effective Agreement, DA shall submit to EPA and the Commonwealth of Pennsylvania, for approval by EPA, a workplan detailing how DA plans to remove and make adequate hazardous waste determinations (in accordance with 25 PA Code § 75.262(b), (40 C.F.R. § 262.11)) on all of the hazardous waste that has been accumulated on-site for longer than ninety (90) days.

3-4. Within fourteen (14) days of receipt by LEAD of the effective Agreement, DA shall provide and maintain proper containment for all hazardous waste being stored in damaged containers, in accordance with 25 PA Code § 75.265(q)(1) (40 C.F.R. § 265.171). Within fourteen (14) days of receipt by LEAD of the effective Agreement, DA shall prepare and submit to EPA and the Commonwealth of Pennsylvania, for approval by EPA, a workplan for proper containment and a provision in the workplan to provide for weekly inspections of stored containers and at every hazardous waste accumulation point in accordance with 25 PA Code §§ 75.265(e)(5), 75.265(k)(1)(v) and 75.265(q) (40 C.F.R. §§ 265.15(d), 265.73(b)(5) and 265 Subpart I).

3-5. Within seven (7) days of receipt by LEAD of the effective Agreement, DA shall ensure that all incompatible wastes at LEAD are properly separated. Within forty-five (45) days of receipt by LEAD of the effective Agreement, DA shall prepare and submit to EPA and the Commonwealth of Pennsylvania, for approval by EPA, a workplan providing for the proper storage of incompatible wastes in accordance with 25 PA Code § 75.265(q)(9) (40 C.F.R. § 265.177(c)).

3-6. Within fourteen (14) days of receipt by LEAD of the effective Agreement, DA shall ensure that adequate aisle space exists at all hazardous waste storage areas at LEAD. Within forty-five (45) days of receipt by LEAD of the effective Agreement, DA shall prepare and submit to EPA and the Commonwealth of Pennsylvania, for approval by EPA, a workplan to address the problem of maintaining the proper aisle space necessary for the storage of hazardous waste containers in accordance with 25 PA Code § 75.265(h)(6) (40 C.F.R. § 265.35).

3-7. Within fourteen (14) days of receipt by LEAD of the effective Agreement, DA shall certify that DA has submitted to the recipient of each waste shipment, EPA and the Commonwealth of Pennsylvania, the proper notification forms required to have been

retained by LEAD for F-wastes shipped off-site in December 1988 and the notification forms for all other shipments of land disposal restricted wastes which were not accompanied by the required forms, or for which such forms were not retained on-site in accordance with 40 C.F.R. § 268.7(a)(6).

3-8. Within fifty (50) days of receipt by LEAD of the effective Agreement, DA shall send to EPA and the Commonwealth of Pennsylvania, a written certification signed by the Commander of LEAD documenting completion of the tasks specified in Paragraphs 3-3 through 3-7 above.

3-9. Within ninety (90) days of receipt by LEAD of the effective Agreement, DA agrees to develop and submit to EPA for comment, a Pollution Prevention/Waste Minimization Program as part of a comprehensive program to manage hazardous waste. This program of source reduction will be designed to eliminate or reduce the total quantity and/or toxicity of the wastes being generated at the Facility in accordance with 42 U.S.C. § 6925(h) and 40 C.F.R. §§ 262.20(a), 262.41(a)(6) and (7), 262, Appendix and 265.75(h), (i), and (j). At a minimum the program shall include:

- (1) a Program Management Plan;
- (2) design plans and specifications regarding hazardous waste generation processes;
- (3) a detailed project schedule;
- (4) cost estimates for implementing the program; and
- (5) a methodology for determining the amount of waste and/or toxicity reduction achieved.

DA shall implement such plan in accordance with the project schedule. The requirements of this Paragraph 3-9 shall not be subject to Section XII, Enforceability, and Section XIV, Sanctions.

3-10. (a) Within fourteen (14) days of receipt by LEAD of the effective Agreement, DA shall submit to the Commonwealth of Pennsylvania, Department of Environmental Resources (PADER), for approval, and to EPA, for review, closure plans in accordance with 25 PA Code §§ 75.265(o) and 75.265(q) (40 C.F.R. Part 265, Subparts G and I), for each unit at LEAD which qualified for interim status and which ceased accepting hazardous waste ninety (90) days or more prior to the March 30, 1990, but which accepted hazardous waste after November of 1980, including, but not limited to, the units described in Paragraphs 2-8(1) through (7). Upon receipt by LEAD of PADER's approval of each such plan, DA shall implement such plan in accordance with its terms and schedule. If LEAD determines that a closure plan is not required for any unit, LEAD shall submit a report describing the current status of each unit to EPA and PADER. The report shall include

written documentation which describes all hazardous waste management activities conducted in each unit, the dates of use of each such unit for each activity, the current use of each unit, and any existing documentation which supports LEAD's position on the status of each unit.

(b) Within sixty (60) days of receipt by LEAD of the effective Agreement, DA shall submit to PADER, for approval, and to EPA, for review, closure plans in accordance with 25 PA Code §§ 75.265(o) and 75.265(q) (40 C.F.R. Part 265, Subparts G and I) for Building 675 and the flammable liquid storage pad (Pad 1). Upon receipt by LEAD of PADER'S approval of each such plan, DA shall implement such plan in accordance with its terms and schedule.

(c) Within one hundred and twenty (120) days of receipt by LEAD of the effective Agreement, DA shall submit to PADER, for approval, and to EPA, for review, closure plans in accordance with 25 PA Code §§ 75.265(o) and 75.265(q) (40 C.F.R. Part 265, Subparts G and I) for shale pads 2, 3, and 4. Upon receipt by LEAD of PADER'S approval of each such plan, DA shall implement such plan in accordance with its terms and schedule.

(d) Within one hundred and eighty (180) days of receipt by LEAD of the effective Agreement, DA shall submit to PADER, for approval, and to EPA, for review, closure plans in accordance with 25 PA Code §§ 75.265(o) and 75.265(q) (40 C.F.R. Part 265, Subparts G and I) for Buildings TS-26-5, 357, and 378. Upon receipt by LEAD of PADER'S approval of each such plan, DA shall implement such plan in accordance with its terms and schedule.

(e) Within two hundred and seventy (270) days of receipt by LEAD of the effective Agreement, DA shall submit to PADER for approval, and to EPA, for review, closure plans in accordance with 25 PA Code §§ 75.265(o) and 75.265(q) (40 C.F.R. Part 265, Subparts G and I) for those units in which hazardous waste has been stored for longer than ninety (90) days which are not listed on the November 17, 1980, Part A submission by LEAD or otherwise failed to qualify for interim status. Upon receipt by LEAD of PADER'S approval of each such plan, DA shall implement such plan in accordance with its terms and schedule.

3-11. (a) Within one hundred twenty (120) days of receipt by LEAD of the effective Agreement, and quarterly thereafter, DA shall conduct a survey of wastes stored throughout LEAD to determine which stored wastes are solid and/or hazardous wastes. DA shall maintain records of the survey results and shall manage and dispose of all hazardous and solid wastes in accordance with RCRA, the applicable regulations thereunder, and the Pennsylvania

Solid and Hazardous Waste Management Regulations and any other applicable federal, state and/or local laws and regulations.

(b) Within fourteen (14) days of receipt by LEAD of the effective Agreement, DA shall prepare and submit to EPA and the Commonwealth of Pennsylvania, for approval by EPA, an inventory of all containers of hazardous waste stored on-site, and a status report with regard to drum removal activities including a final date for the removal of all hazardous waste which has been stored at LEAD for longer than ninety (90) days at areas which did not receive interim status.

3-12. Upon receipt of approval of any plan required by EPA in this Federal Facility Compliance Agreement, DA shall implement the plan in accordance with the schedule set forth therein. If EPA disapproves any plan, EPA shall notify DA, in writing, of such disapproval, and shall specify the deficiencies of such plan. DA shall revise the plan to correct all deficiencies and resubmit the plan to EPA within thirty (30) days of receipt of EPA's notice of disapproval. DA shall implement the revised plan upon receipt of notice of EPA's approval in accordance with the schedule set forth in the plan.

B. CWA COMPLIANCE REQUIREMENTS

3-13. Pollution Prevention

(a) Within three (3) months of the receipt by LEAD of the effective Agreement and upon the receipt of the results of the Toxics Reduction Evaluation ("TRE"), DA will submit to EPA and the Commonwealth of Pennsylvania an initial report investigating pollution prevention in the operation of the Industrial Waste Treatment Plant ("IWTP"). The pollution prevention investigation will be coordinated with the TRE undertaken as required by the NPDES permit but shall not interfere with the approved modifications to the IWTP or the reissuance/modification of the NPDES permit. The initial study shall evaluate the possible reductions in the pollutant(s) produced at the source(s), and the wastewater flow, and then shall consider the potential to recycle or reuse those materials which cannot be reduced, avoided or eliminated. This study shall also include an analysis of the possible recovery technologies for metal finishing presently available but will not include cost estimates which are required under Section 3-13(b). This study shall also address the planned modifications to the IWTP and coordinate the pollution prevention project under this section with the waste minimization requirements of RCRA and Paragraph 3-9 of this Agreement.

(b) Within three (3) months from the submission of the

report detailed in Subparagraph 3-13(a) of this Agreement, DA shall submit an additional report providing an engineering analysis of and cost estimates to implement the various conclusions of the 3-13(a) initial report. This report shall also include an initial feasibility evaluation of pollution prevention, a description and an analysis of the applicability of source control for the reuse, recovery and/or recycling of the pollutants.

3-14. Qualifications of IWTP Operators

Within ninety (90) days of the receipt by LEAD of the effective Agreement, the operators of the IWTP shall be properly trained and certified conforming to applicable PADER requirements.

3-15. Modifications to the IWTP

By February 1, 1992, the following modifications to the IWTP shall be completed in accordance with the milestones set forth in subpart (h) of this section:

(a) For any effluent violation which LEAD believes to be inaccurate because of Quality Assurance/Quality Control ("QA/QC") problems of the testing laboratory, DA will verify the accuracy of analytical sampling done for the IWTP by contracting laboratories based on the results of any Quality Assurance and split sampling submitted to EPA.

(b) DA will continue monitoring of the parameters identified in the permit.

(c) DA will provide additional storage capacity for the holding/equalization tanks to accommodate high flow periods and to increase the capacity of the IWTP so that higher flows can be processed.

(d) DA will repair any cracks and/or structural defects in the process equipment and tanks;

(e) DA will ensure that all units have adequate corrosion resistant coatings on the walls to prevent deterioration;

(f) DA will design and construct a replacement of or alternative to the lime addition piping to prevent any plugging or clogging problems.

(h) EPA and DA agree that the milestones for the modification to, and expansion of, the IWTP including the above items shall be as follows:



- i. Final Design Completion: July 1, 1990
- ii. Construction Commencement: November 15, 1990
- iii. Construction Completion: November 15, 1991
- iv. On-line and In Operation (OLIO) of IWTP: February 1, 1992
- v. Interim schedule and Compliance Achievement for phosphorous ("P"): February 1, 1991
- vi. LEAD will maintain compliance with all effluent limitations contained in the current NPDES permit for the IWTP during construction and modifications to IWTP except as modified by the interim schedule set forth in subpart (v) of Subsection 3-15(h).
- vii. In the event that any new, reissued or modified NPDES permit for the IWTP issued to LEAD contains any limitation which is more stringent than any limitation in force at the time this agreement is finalized, DA agrees to meet more stringent interim limits as set forth in the compliance schedule of the new, reissued or modified NPDES permit for the IWTP.

3-16. Removal of Organics

Within three (3) months of the receipt by LEAD of the effective Agreement, DA will submit to EPA and the Commonwealth of Pennsylvania the results of an investigation examining the removal or reduction of organics from the wastestream entering the IWTP, including the evaluation of using the existing groundwater remediation treatment facility to pretreat the effluent containing the dissolved organics. This study is to be coordinated with the pollution prevention investigation set forth above. In the event that any new, reissued or modified NPDES permit is issued for LEAD's IWTP, LEAD agrees to abide by the compliance schedule and conditions set forth in that new, reissued, or modified NPDES permit for the IWTP.

3-17. Compliance Audit and Update of O & M Manual

LEAD will undertake a compliance audit of the IWTP operations and maintenance systems. This audit shall identify the causes of violations which have occurred within the past three (3) years of execution of this Agreement, analytic or otherwise, shall outline operational modifications which are designed to prevent future violations, and shall establish

operations and maintenance procedures to optimize the performance of the IWTP. Using the results of this audit, the O & M manual for the upgraded plant shall be updated by the OLIO milestone set forth in Paragraph 3-15(h)(iv) of this agreement.

3-18. By November of 1992, EPA and DA agree to complete a multi-media environmental audit of LEAD. This audit is to be performed as an in-house project by personnel from EPA and DA, or through a consultant acceptable to both parties. The details as to the scope, content and use of this audit will be coordinated with the progress of the improvements already underway. This will be a phased project which will be performed on a schedule to be submitted by LEAD and approved by EPA.

#### IV. FUNDING

4-1. All existing funds shall be sought for this purpose by the most expeditious means possible, and/or new authorizations sought from Congress, if necessary, to achieve the attached schedule of compliance in accordance with Sections 1-4 and 1-5 of Executive Order 12088 as implemented by the Office of Management and Budget Circular A-106 (as amended). Section 1-5 of E.O. 12088 states that "The head of each executive agency shall ensure that sufficient funds for compliance with applicable pollution control standards are requested in the Agency Budget." Failure to obtain adequate funds or appropriations from Congress does not, in any way, release DA from its obligation to comply with RCRA or CWA or any conditions of any NPDES permit issued to LEAD. Nothing in this Agreement shall be construed to require DA to obligate funds in any fiscal year in contravention of the Anti-Deficiency Act, 31 U.S.C. § 1341.

#### V. COMPLIANCE SCHEDULE

5-1. The compliance schedule set out herein as Compliance Requirements (Paragraphs 3-1 to 3-18) is intended to achieve compliance as expeditiously as practicable, pursuant to Section 1-601 of Executive Order 12088. The schedule was determined after consultation between DA and EPA, Region III. DA agrees to take the specified actions to achieve and maintain compliance with the regulatory requirements in the manner and within the time periods specified subject, however, to Section VI of this Agreement, "Delay in Performance," and to Section IV, "Funding." Whenever reasonably possible, DA shall expedite compliance with the Compliance Requirements (Paragraphs 3-1 to 3-18). This Section does not relieve LEAD from any sanctions otherwise agreed to by the Parties contained in Section XII, "Enforceability" or Section XIV, "Sanctions."

## VI. DELAY IN PERFORMANCE

6-1. If any event occurs which causes delay in the achievement of the requirements of this Agreement, DA shall have the burden of proving that the delay was caused by circumstances beyond the reasonable control of DA which could not have been overcome by due diligence (a "force majeure event"). An example of an event which may constitute a force majeure event is an inability of DA and LEAD to obtain funds for compliance with this Agreement which is beyond the reasonable control of DA and LEAD and which DA and LEAD cannot overcome by due diligence. Within five (5) days after DA becomes aware of a delay or an anticipated delay, DA shall notify EPA's designated RCRA and/or CWA Compliance Officer orally of the delay, and shall, within 20 calendar days of oral notification to EPA, notify EPA in writing of the cause and anticipated length of the delay, the measures taken and/or to be taken to prevent or minimize the delay, and the timetable by which DA intends to implement these measures. If the parties agree that the delay or anticipated delay is a force majeure event the time for performance of the affected task shall be extended, in accordance with Section VII, Paragraph 7-2, for a period equal to the delay resulting from such circumstances. If the parties cannot agree that the delay or anticipated delay is a force majeure event or cannot agree on the period for extending performance, the dispute resolution procedures set forth in Section XIII of this Agreement shall apply. DA shall adopt all reasonable measures to avoid or minimize delay. Failure of DA to comply with the notice requirements of this paragraph shall constitute a waiver of any claim of force majeure for such delay or anticipated delay.

## VII. AMENDMENT AND AGREEMENT MODIFICATIONS

7-1. In the event of an amendment to RCRA, CWA, EPA's regulations promulgated thereunder, Pennsylvania's Solid Waste Management Act, 35 P.S. §§ 6018.101 et. seq., or Pennsylvania's Solid Waste Management regulations after the effective date of this Agreement, the Compliance Requirements (Paragraphs 3-1 to 3-18) of this Agreement may be renegotiated to assure consistency with such amendments. Any such amendments which are more stringent than requirements of RCRA, EPA's regulations thereunder, or the Pennsylvania Solid Waste Management Regulations in effect as of the effective date of this agreement shall, to the extent that they are inconsistent with the terms of this Agreement, supersede such terms unless and until such terms are renegotiated.

7-2. This Federal Facility Compliance Agreement may be amended

by mutual agreement of EPA and DA. Such amendments shall be in writing and shall have as their effective date the date on which such amendments are signed by EPA. Minor modifications to the requirements of the Agreement may be made by mutual agreement of the DA representative coordinating RCRA or CWA compliance activity at LEAD and the EPA's designated RCRA or CWA Compliance Officer. Such modifications shall be made by exchange of letters by the parties involved and shall have as an effective date the date on which the letter from EPA was signed.

#### VIII. REPORTING REQUIREMENTS

8-1. If existing funds are insufficient to implement this Agreement and adequate funds are not appropriated from Congress as requested by DA to achieve compliance in accordance with the Compliance Requirements (Paragraphs 3-1 to 3-18), DA shall notify EPA of such fact immediately in writing.

8-2. DA shall submit to EPA and the Commonwealth of Pennsylvania quarterly progress reports by the fifteenth of January, April, July, and October of each year until the Compliance Requirements (Paragraphs 3-1 to 3-18) set forth herein have been completed. The progress reports shall indicate compliance or noncompliance with the Compliance Requirements (Paragraphs 3-1 to 3-18). The reports shall also contain: a description of any anticipated future noncompliance along with a description of measures being implemented to avoid or lessen the noncompliance; a summary of all official contacts concerning the requirements of this Agreement made by the Commander with representatives of the local community, public interest groups, or State government during the reporting period; a record of changes in personnel in the Environmental Management Division, Director of Engineering and Logistics, and the Commander of LEAD made during the reporting period; and a summary of all projected work for the next reporting period.

8-3. Within thirty (30) days of the completion of the Compliance Requirements of this Agreement (Paragraphs 3-1 through 3-18), DA shall submit to EPA and the Commonwealth of Pennsylvania, a written final report signed by the Commander of LEAD certifying that such Compliance Requirements have been completed. Such certification shall be accompanied by supporting documentation.

8-4. DA shall keep the EPA informed of other environmental final studies and activities pertaining to solid waste management units at LEAD which are not addressed as part of this Agreement and shall send one copy of such studies and any plans and/or reports on such activities to EPA within thirty (30) days after they are finalized; provided however, that as to any such final studies,

plans and reports which DA is obligated to send to EPA pursuant to the FFA, DA shall send a copy of the cover and/or transmittal letters only for such final studies, plans, and reports to the RCRA Compliance Officer designated hereunder within three (3) days after sending such document(s) to the appropriate CERCLA Project Manager.

8-5. All documents required to be submitted to EPA and the Commonwealth of Pennsylvania under this Agreement shall be submitted to:

For RCRA submittals:

Mr. [REDACTED] (3HW62)  
RCRA Compliance Officer  
U.S. EPA, Region III  
Hazardous Waste Enforcement Branch  
841 Chestnut Building  
Philadelphia, PA 19107

Mr. [REDACTED]  
Pennsylvania Department of  
Environmental Resources  
Bureau of Solid Waste  
1 Ararat Boulevard  
Harrisburg, PA 17110

For CWA submittals:

Mr. [REDACTED] (3WM51)  
CWA Compliance Officer  
U.S. EPA, Region III  
Water Management Division  
841 Chestnut Building  
Philadelphia, PA 19107

Mr. [REDACTED]  
Pennsylvania Department of  
Environmental Resources  
Bureau of Water Quality  
1 Ararat Boulevard  
Harrisburg, PA 17110

All documents required to be submitted to LEAD under this Agreement shall be sent to:

Commander  
Letterkenny Army Depot  
Attn.: SDSLE-EN (RCRA Project Manager)  
Chambersburg, PA 17201

Either EPA, the Commonwealth of Pennsylvania, or LEAD may change the designated contact person or address by giving written notice of the change to the other contact persons.

8-6. Written Statements of Dispute and documents required to be submitted under this Agreement shall be postmarked prior to or by the last day of the time period designated in this Agreement.

#### IX. PRESERVATION OF RECORDS

9-1. The DA shall preserve, during the pendency of this Agreement and for a minimum of seven (7) years after its termination, all records in its possession, custody or control which relate to the actions carried out pursuant to this Agreement. Upon request by the EPA or the Commonwealth of Pennsylvania, DA shall make such records or copies of any such records available to EPA or the Commonwealth of Pennsylvania. After the seven year retention period, DA shall notify the EPA and the Commonwealth of Pennsylvania at least sixty (60) days prior to the proposed destruction of any such records. In the event that neither EPA nor the Commonwealth of Pennsylvania notifies DA, within such sixty (60) day period, that it wishes to obtain a copy of such records, DA may destroy such records. Nothing in this paragraph shall constitute a waiver of or agreement to provide documents protected by the attorney client privilege or work product doctrine. The DA shall identify any documents withheld from EPA or the Commonwealth of Pennsylvania on the basis of such privilege or doctrine. DA shall not destroy any documents withheld from EPA under these or any other claimed privileges pending any dispute between the Parties regarding the applicability of such privilege and for sixty (60) days after resolution of such dispute. Sampling and analytical data or results shall not be claimed as privileged.

#### X. ACCESS

10-1. Without limitation on any authority conferred on EPA by statute or regulation, EPA, or their authorized representatives shall have the authority to enter LEAD at all reasonable times

for purposes consistent with the implementation and enforcement of this Agreement. Such authority shall include, but not be limited to: inspecting records, operating logs or contracts related to the investigative and remedial work at LEAD; reviewing the progress of the DA in carrying out the terms of this Agreement; conducting such tests as EPA deems necessary; and verifying the data submitted to EPA. The DA shall provide an escort whenever EPA requires access to restricted areas of LEAD for purposes consistent with the provisions of this Agreement. Representatives of EPA, however, shall possess the appropriate security clearance for these restricted areas. EPA shall provide reasonable notice to the DA representative coordinating RCRA compliance activity at LEAD to request any necessary escorts.

10-2. All Parties with access to LEAD pursuant to this section shall comply with all appropriate DA health and safety plans.

10-3. To the extent that activities pursuant to this Agreement must be carried out on other than DA property, DA shall use its best efforts to obtain agreements from the owners which shall provide access for the DA, and EPA, and their representatives as necessary to implement and enforce the terms of this Agreement. In the event that the DA is unable to obtain such access agreements within a reasonable period of time, the DOD shall notify EPA within thirty (30) days after the identification of the need for access to such property.

#### XI. DATA AND DOCUMENT AVAILABILITY

11-1. The DA shall make all sampling results, test results or other data generated through the implementation of this Agreement available to EPA and the Commonwealth of Pennsylvania. EPA and the Commonwealth of Pennsylvania will similarly make available to the DA the results of sampling, tests or other data or documents generated by EPA or the Commonwealth of Pennsylvania.

11-2. At the request of EPA or the Commonwealth of Pennsylvania, the DA shall allow, to the extent practicable, split or duplicate samples to be taken by EPA or the Commonwealth of Pennsylvania or their authorized representatives of any samples collected by the DA pursuant to this Agreement.

## XII. ENFORCEABILITY

12-1. DA recognizes its obligations to comply with this Agreement, CWA and regulations thereunder, the Pennsylvania Hazardous Waste Management Regulations, RCRA and regulations thereunder, as required by Section 6001 of RCRA, 42 U.S.C. § 6961.

12-2. (a) The provisions of this Agreement, including those related to statutory requirements, regulations, permits, closure plans, or corrective action, recordkeeping, reporting and schedules of compliance, shall be enforceable in any action brought pursuant to Section 7002(a)(1)(A) of RCRA, 42 U.S.C. § 6972(a)(1)(A) including any action by a state and its agencies. The DA agrees that the Commonwealth of Pennsylvania and its agencies are "persons" within the meaning of Section 7002(a)(1)(A) of RCRA, 42 U.S.C. § 6972(a)(1)(A).

(b) The provisions of this Agreement, including those related to statutory requirements, regulations, NPDES permits, recordkeeping, construction milestones, reporting and schedules of compliance, shall be enforceable in any action brought pursuant to Section 505(a)(1) of CWA, 33 U.S.C. § 1365(a)(1) or including any action by a state and its agencies. The DA agrees that the Commonwealth of Pennsylvania and its agencies are "persons" within the meaning of Section 505(a)(1) of CWA, 33 U.S.C. § 1365(a)(1).

12-3. (a) In the event of any action filed under Section 7002(a)(1)(A) of RCRA, 42 U.S.C. § 6972(a)(1)(A), alleging any violation of any requirement of this Agreement, it shall be presumed that the provisions of this Agreement, including those provisions which address recordkeeping, reporting, and schedules of compliance, are requirements of RCRA and are thus enforceable under Section 7002(a)(1)(A) of RCRA, 42 U.S.C. § 6972(a)(1)(A).

(b) In the event of any action filed under Section 505(a)(1) of CWA, 33 U.S.C. § 1365(a)(1) alleging any violation of any requirement of this Agreement, it shall be presumed that the provisions of this Agreement, including those provisions which address recordkeeping, construction milestones, reporting, NPDES permit conditions, and schedules of compliance, are requirements of CWA and are thus enforceable under Section 505(a)(1) of CWA, 33 U.S.C. § 1365(a)(1).



## XIII. RESOLUTION OF DISPUTES

13-1. Except as specifically set forth elsewhere in this Agreement, if a dispute arises under this Agreement, the procedures of this Section shall apply. In addition, during the pendency of any dispute, the DA agrees that it shall continue to implement those portions of this Agreement which are not in dispute and which EPA determines can be reasonably implemented pending final resolution of the issue(s) in dispute. If EPA determines in writing that all or part of those portions of the work which are affected by the dispute should stop during the pendency of the dispute, the DA shall discontinue implementing those portions of the work.

13-2. All Parties to this Agreement shall make reasonable efforts to informally resolve disputes at the Project Manager or immediate supervisor level. If resolution cannot be achieved informally, the procedures of this Section XIII shall be implemented to resolve a dispute.

13-3. Within thirty (30) days of the date of receipt by LEAD of a written notice from EPA of any action by EPA which leads to or generates a dispute, the DA shall submit to EPA a written statement of dispute setting forth the nature of the dispute, the DA's position with respect to the dispute and the information the DA is relying upon to support its position. If the DA does not provide such written statement to EPA within this thirty day period, the DA shall be deemed to have agreed with the action taken by EPA which led to or generated the dispute.

13-4. Where EPA issues a Written Notice of Position, DA may provide EPA with a written statement of dispute setting forth the nature of the dispute, its position with respect to the dispute and the information it is relying upon to support its position. If DA does not provide such a written statement of dispute within thirty (30) days of receipt of the written notice of position, DA shall be deemed to have agreed with such position.

13-5. Upon receipt of the written Statement of Dispute, the Parties shall engage in dispute resolution among the Project Managers and/or their immediate supervisors. The Parties shall have fourteen (14) days from the receipt by EPA of the written Statement of Dispute to resolve the dispute. During this period, the Project Managers shall meet as many times as necessary to discuss and attempt resolution of the dispute. If agreement cannot be reached on any issue within this fourteen (14) day period, DA may, within ten (10) days after the conclusion of the fourteen (14) day dispute resolution period, submit a written notice to EPA escalating the dispute to the Dispute Resolution

Committee (DRC) for resolution. If DA does not elevate the dispute to the DRC within this ten (10) day escalation period, DA shall be deemed to have agreed with EPA's position with respect to the dispute.

13-6. The DRC will serve as a forum for resolution of disputes for which agreement has not been reached pursuant to Paragraphs 13-3, 13-4, or 13-5 of this Part. The Parties shall each designate one individual and an alternate to serve on the DRC. The individuals designated to serve on the DRC shall be employed at the policy level as delineated in Paragraph 13-8 or be delegated the authority to participate on the DRC for the purposes of dispute resolution under this Agreement. Following escalation of a dispute to the DRC as set forth in Paragraph 13-5, the DRC shall have thirty (30) days to unanimously resolve the dispute. If the DRC is unable to unanimously resolve the dispute within this thirty (30) day period, DA may, within ten (10) days after the conclusion of the thirty (30) day dispute resolution period, submit a written Notice of Dispute to the Regional Administrator of the U.S. EPA, Region III for resolution of the dispute. In the event that the dispute is not escalated to the Regional Administrator of EPA within the designated ten (10) day escalation period, DA shall be deemed to have agreed with the EPA DRC representative's position with respect to the dispute. DA may, within ten (10) days following DA's receipt of the Regional Administrator's resolution of the dispute, submit a written Notice of Dispute to the Administrator of U.S. EPA for final resolution of the dispute. In the event that the dispute is not escalated to the Administrator of U.S. EPA within the designated ten (10) day escalation period, DA shall be deemed to have agreed with the Regional Administrator's position with respect to the dispute.

13-7. Upon escalation of a dispute to the Administrator of U.S. EPA pursuant to Paragraph 13-6, the Administrator will review and resolve such dispute as expeditiously as possible. Upon resolution, the Administrator shall provide DA with a written final decision setting forth resolution of the dispute.

13-8. The EPA representative on the DRC is Bruce Smith, Director, Office of Hazardous Programs of EPA, Region III. The DA's designated member is Colonel Kenneth M. Beam, Commander, Letterkenny Army Depot. Notice of any delegation of the authority from a Party's designated representative on the DRC shall be provided to all other Parties.

13-9. The pendency of any dispute under this Section shall not affect the DA's responsibility to perform the work required by this Agreement in a timely manner, except that the time period

for completion of work affected by such dispute shall be extended for a period of time usually not to exceed the actual time taken to resolve any good faith dispute in accordance with the procedures specified herein. All elements of the work required by this Agreement which are not affected by the dispute shall continue and be completed in accordance with the applicable schedule. The determination of elements of work, submittals or actions affected by the dispute shall be determined by EPA and shall not be subject to dispute under this Part.

13-10. Within fourteen (14) days of resolution of a dispute pursuant to the procedures specified in this Part, DA shall incorporate the resolution and final determination into the appropriate plan, schedule or procedures and proceed to implement this Agreement according to the amended plan, schedule or procedures.

13-11. Resolution of a dispute pursuant to this Part of the Agreement constitutes a final resolution of any dispute arising under this agreement. The DA shall abide by all terms and conditions of any final resolution of dispute obtained pursuant to this Section of this Agreement.

#### XIV. SANCTIONS

14-1. In the event that DA fails to bring LEAD into compliance with the requirements specified in this Agreement, within the time periods and in the manner specified herein, subject to Section VI, of this Agreement, "Delay in Performance", DA shall, at the request of EPA:

(a) for non-compliance with RCRA requirements, cease generating, treating, storing, and/or disposing of hazardous waste at the affected unit or operation where the non-compliance occurs; and

(b) for non-compliance with CWA requirements, cease generating or discharging wastewater from the affected unit(s) which violates or contributes to a violation of effluent limitations set forth in the IWTP NPDES permit,

unless and until the non-compliance ceases and the underlying cause(s) of the non-compliance has been satisfactorily corrected, a Presidential exemption is obtained for RCRA violations pursuant to Section 6001 of RCRA, 42 U.S.C. § 6961; or a Presidential exemption is obtained for CWA violations pursuant to Section 313 of CWA, 33 U.S.C. § 1323; or Congress grants a petition for

specific legislative relief. In the event that DA fails to bring LEAD into full compliance with this Agreement, EPA reserves the right to pursue any remedies that it may have under RCRA, CWA or any other law for such failure to achieve compliance.

14-2. Nothing in this Agreement is intended to or should be construed as affecting the rights of any person other than as specifically provided herein with respect to EPA, DA, LEAD, or the Commonwealth of Pennsylvania.


#### XV. TERMINATION AND SATISFACTION

15-1. The provisions of this Agreement shall be deemed satisfied upon DA's receipt of written notice from EPA that DA has demonstrated, to the satisfaction of EPA, that the terms of this Agreement, including any additional tasks determined by EPA to be required pursuant to this Agreement, have been satisfactorily completed. This notice shall not, however, terminate DA's obligation to comply with any continuing obligations hereunder including, but not limited to, Sections IX ("PRESERVATION OF RECORDS"), XI ("DATA AND DOCUMENT AVAILABILITY") and XIV ("SANCTIONS").



XVI. EFFECTIVE DATE

16-1. The effective date of this Agreement which has been signed by DA shall be the date on which it is signed by EPA.


17 July 91  
Date

  
Colonel Kenneth M. Beam, Commander  
Letterkenny Army Depot  
U.S. Department of Army

7/17/91  
Date

  
U.S. Department of Army  
  
Deputy for Environment, Safety  
& Occupational Health

7/17/91  
Date

  
Regional Administrator  
Region III  
U.S. Environmental Protection Agency

# SECTION C

## NATURAL/CULTURAL RESOURCES

### WETLANDS AND SENSITIVE HABITATS

**IX.C.1.\*** Are wetlands, estuaries, or other special aquatic features located on or adjacent to the installation? **YES** NO

**IX.C.1.a \*** *If YES, list types and approximate acreage:*

345 ACRES WETLANDS

**IX.C.1.b.\*** Does the presence constrain current construction activities or operations? YES **NO**

**IX.C.1.b.(1)\*** *If YES, briefly describe:*

**IX.C.2.** Has the installation requested an individual or general discharge permit to fill jurisdictional wetlands to accommodate base operations or development plans? YES **NO**

**IX.C.2.a** *If YES, briefly explain:*

**IX.C.3.\*** Has the installation/tenant been required to modify or constrain operations or development plans in any way to accommodate a jurisdictional wetland? YES **NO**

**IX.C.3.a \*** *If YES, briefly explain:*

**IX.C.4.** Would the installation need to request a discharge permit to fill wetlands should operations increase due to base realignment? YES NO

**IX.C.5.** Does the installation have any cooperative management agreement with Federal, state, or local agencies regarding biological (e.g., plant, animal) or wetland resources? YES NO

## NATURAL/CULTURAL RESOURCES (continued)

**IX.C.5.a** *If YES, briefly describe agreement:*

NATURAL RESOURCES (FISH + WILDLIFE COOPERATIVE AGREEMENT)  
SIGNED BY THE U.S. FISH/WILDLIFE SERVICE, PA GAME COMMISSION  
+ PA FISH COMMISSION, 1994

**IX.C.6.\*** Have any critical or sensitive habitats been identified on the installation (e.g., migratory flyway)?

YES

NO

**IX.C.6.a.\*** *If YES, list type(s) of habitats:*

**IX.C.6.b.\*** *On a separate copy of the standard installation map provided for the overall data call, identify habitat locations and label the map Natural/Cultural Resources.*

**IX.C.6.c.\*** *Does the presence constrain current construction activities or operations?*

YES

NO

**IX.C.6.c.(1)\*** *If YES, briefly describe:*

**IX.C.7.\*** Are there any listed or proposed wild, scenic, or recreational rivers on or adjacent to the installation?

YES

NO

**IX.C.7.a.\*** *If YES, does the presence constrain current construction activities or operations?*

YES

NO

**IX.C.8.\*** Is the installation located on or near a floodplain?

YES

NO

**IX.C.8.a.\*** *On a separate copy of the standard installation map provided for the overall data call, identify habitat locations and label the map Natural/Cultural Resources.*

NA

**IX.C.9.** Describe any wetlands projects currently underway or complete:

# NATURAL/CULTURAL RESOURCES (continued)

## THREATENED OR ENDANGERED SPECIES

**IX.C.10.** Has the installation been surveyed for biological (e.g., plant, animal) resources? YES      NO

*IX.C.10.a. If YES, provide date(s) and results of survey:*

**IX.C.11.\*** Have any Federal or state-listed or candidate threatened or endangered species been identified on the installation?  YES      NO

*IX.C.11.a.\* If YES, include all species currently listed as threatened or endangered species or as a candidate for inclusion on a Federal or state list. Also include how many acres of the installation have been designated by the U.S. Fish and Wildlife Service or state as Critical Habitat for each of the Species. [Note: a species is present on the installation if a portion of its life cycle occurs on the installation (e.g., nesting, feeding, resting).]*

Species (plant or animal)	Designation (Threatened/ Endangered)	Federal/State Designation	Designated Critical Habitat (Acres)
BOG TURTLE	N/A	STATE ENDANGERED C2 CANDIDATE	0
ALLEGHENY WOODRAT	N/A	"	0

**IX.C.12.\*** Has the installation had to modify or constrain operations in any way to accommodate an endangered species or its associated habitat? YES       NO

*IX.C.12.a.\* If YES, describe modifications or constraints:*



## NATURAL/CULTURAL RESOURCES (continued)

**IX.C.13.** List any threatened or endangered species projects currently underway or completed:

### FARMLANDS AND FORESTED AREAS

**IX.C.14.\*** Does the installation possess any farmlands that are classified as prime, unique, or of state and local importance? YES  **NO**

**IX.C.14.a.\*** If YES, does it constrain current operations? YES  NO

**IX.C.14.a.(1)\*** If YES, briefly describe:

**IX.C.15.** Does the installation possess any economic forested areas (economically feasible to harvest-favorable local markets)? **YES**  NO

**IX.C.15.a.\*** If YES, does it constrain current operations? YES  **NO**

**IX.C.15.a.(1)** If YES, briefly describe:

### HISTORICAL AND CULTURAL RESOURCES

**IX.C.16.\*** Is the installation on or adjacent to state or Federal land that is managed primarily for Historical or Cultural Resources? YES  **NO**

**IX.C.17.\*** Has a historical building survey been completed for the installation? **YES**  NO

**IX.C.17.a.\*** If YES, how many buildings were surveyed? ALL

**IX.C.17.b.\*** How many buildings will be more than 50 years old in 2002? 9

# NATURAL/CULTURAL RESOURCES

(continued)

**IX.C.17.c.\*** Identify buildings that are either listed, eligible, or potentially eligible for the National Register:

Building	National Register Status
FINLEY HOUSE BLDG 505	LISTED
BARN BLDG 529	POTENTIAL
GUEST HOUSE BLDG <del>539</del> 539	"
CHAPEL BLDG 637	"
FARM HOUSE BLDG 2279	"
" " BLDG 2323	"
" " BLDG 3244	"
FINLEY BARN BLDG 507	"
FARM HOUSE BLDG 3244	"

**IX.C.17.d.\*** Identify historic buildings on the Natural/Cultural Resources map.

**IX.C.18.\*** Has an archeological survey of the installation been completed? YES NO

**IX.C.18.a.** How many acres have been surveyed to date? ALL

**IX.C.17.b.\*** List sites that are either listed, eligible, or potentially eligible for inclusion into the National Register:

Archeological Site	National Register Status
345 POTENTIAL SITES	POTENTIAL
SEE ATTACHED MAPS	

**IX.C.17.c.\*** Identify archeological sites on the Natural/Cultural Resources map.

**IX.C.19.\*** Are any areas on or near the installation used or identified as sacred areas by Native Americans? YES NO

**IX.C.19.a.\*** If YES, identify on the Natural/Cultural Resources map.

## NATURAL/CULTURAL RESOURCES (continued)

**IX.C.20.\*** Are there any historical trails on or adjacent to the installation?

YES

NO

*IX.C.20.a.\* If YES, identify on Natural/Cultural Resources map.*

**IX.C.21.\*** Has a memorandum of agreement been signed with the state historic preservation office?

YES

NO

*IX.C.21.a.\* If YES, are there any restrictions to development or installation operation?*

YES

NO

*IX.C.21.a.(1)\* If YES, describe restrictions:*

**IX.C.22.** List all Historical and Cultural resource projects and the class requirements since 1990:

Project Title	Class (I, II, III)

### MINERALS & ENERGY

**IX.C.23.\*** Does the installation encompass any known economic resource areas?

YES

NO

*IX.C.23.a.\* . If YES, list the areas:*

**NATURAL/CULTURAL RESOURCES**  
**(continued)**

**IX.C.23.b.\*** Does the presence of those resources constrain current operations? YES NO

**IX.C.23.b.(1)\*** If YES, describe:

**IX.C.24.** Are areas on the installation used/previously used for mineral or energy recovery? YES NO

**IX.C.24.a** If YES, explain:

**IX.C.25.\*** Does the installation encompass a known Geothermal Resource Area? YES **NO**

**IX.C.25.a.\*** If YES, describe area and identify on Natural/Cultural Resources map.

**IX.C.26.\*** Does the installation encompass oil or gas lease lands? YES **NO**

**IX.C.26.a.\*** If YES, identify lands on Natural/Cultural Resources map.

**IX.C.27.\*** If YES to either question 25, 26, or both, does the presence of those resources constrain current operations? YES NO

**IX.C.27.a.\*** If YES, describe:

**IX.C.28.** Refer to Section G and list all actual and planned cleanup costs for Natural/Cultural Resources for fiscal years 1994 - 2001.

(This page was intentionally left blank)

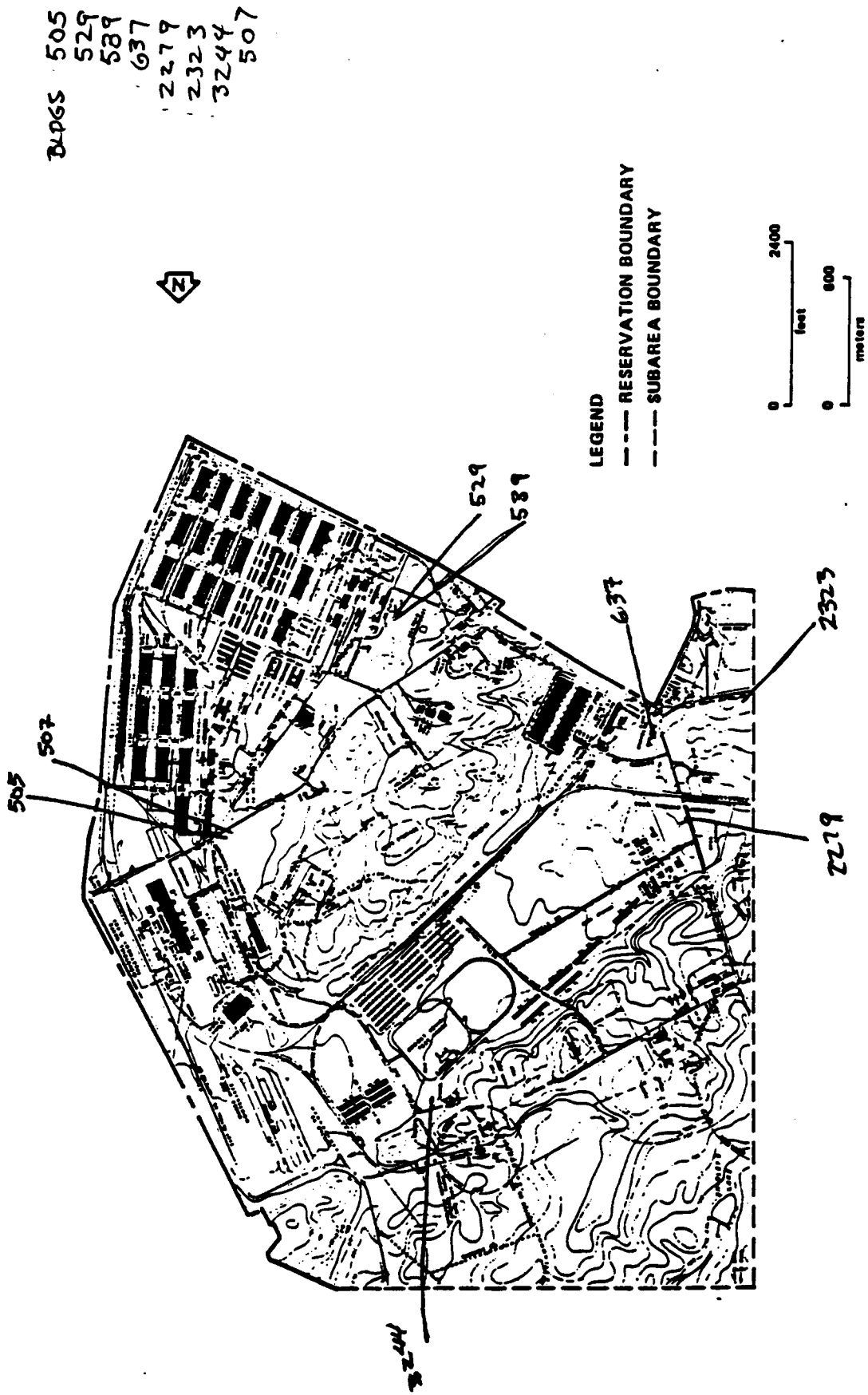


Figure 1-2g. DETAILED BASE MAP OF THE LETTERKENNY ARMY DEPOT, SUBAREA G

NATURAL RESOURCE / CULTURAL MWD

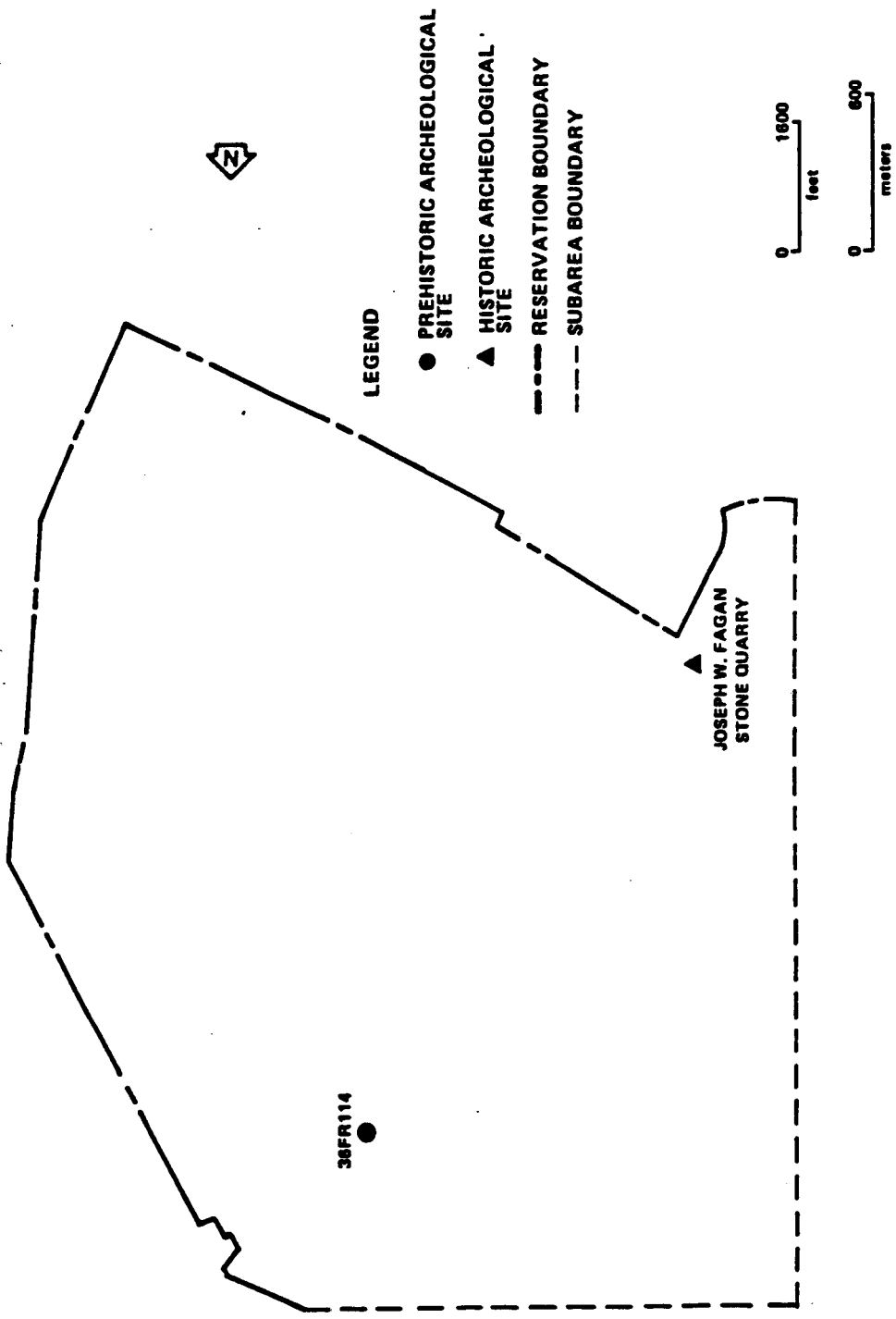
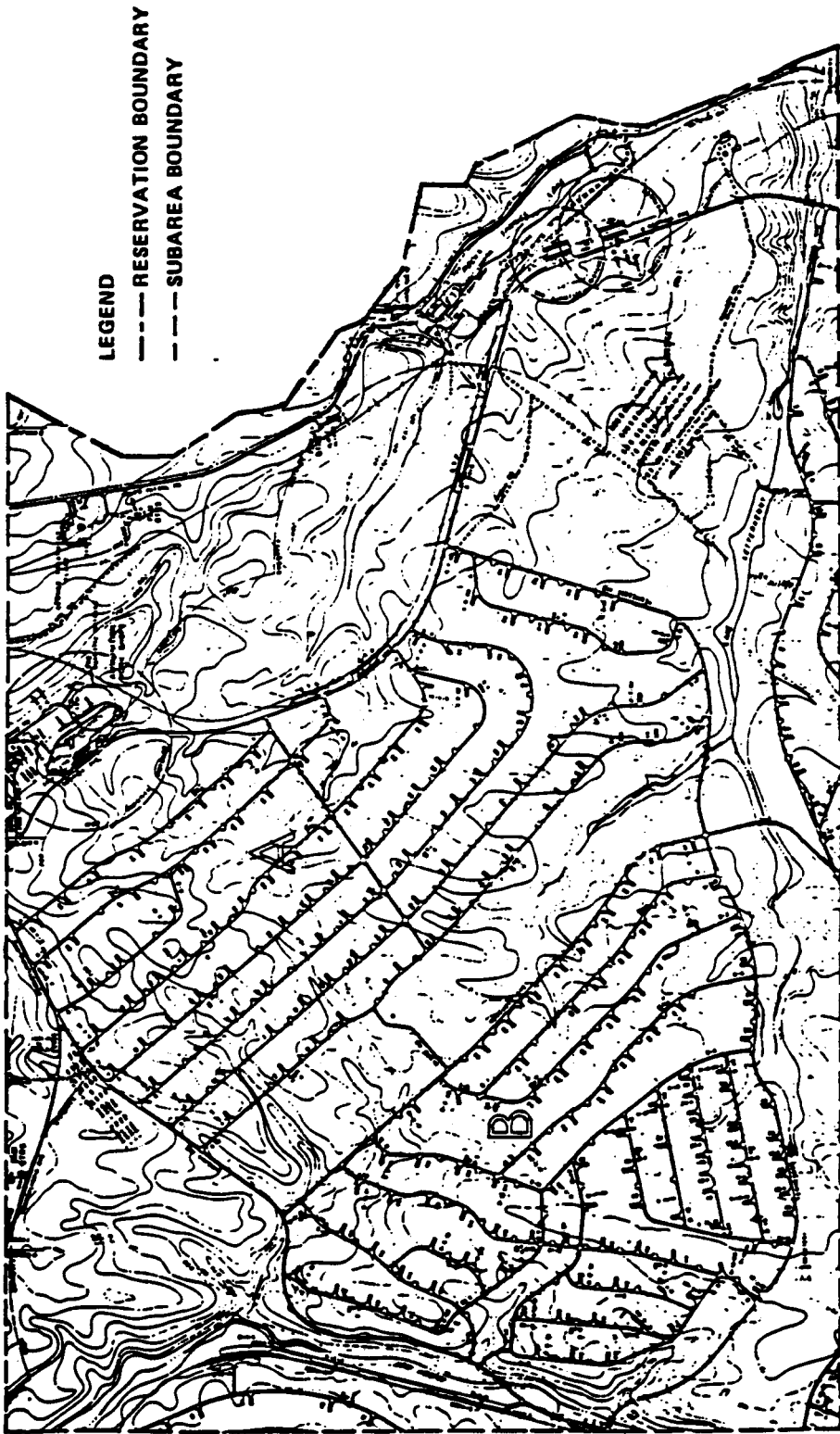


Figure A-1d. A MAP OF KNOWN ARCHEOLOGICAL RESOURCES ON THE LETTERKENNY ARMY DEPOT, SUBAREA G

DD FORM



**LEGEND**  
 - - - - RESERVATION BOUNDARY  
 - · - · SUBAREA BOUNDARY

0 2400  
 feet  
 0 800  
 meters



Figure 1-2e. DETAILED BASE MAP OF THE LETTER KENNY  
 ARMY DEPOT, SUBAREA E

DDLP-KM



A-19

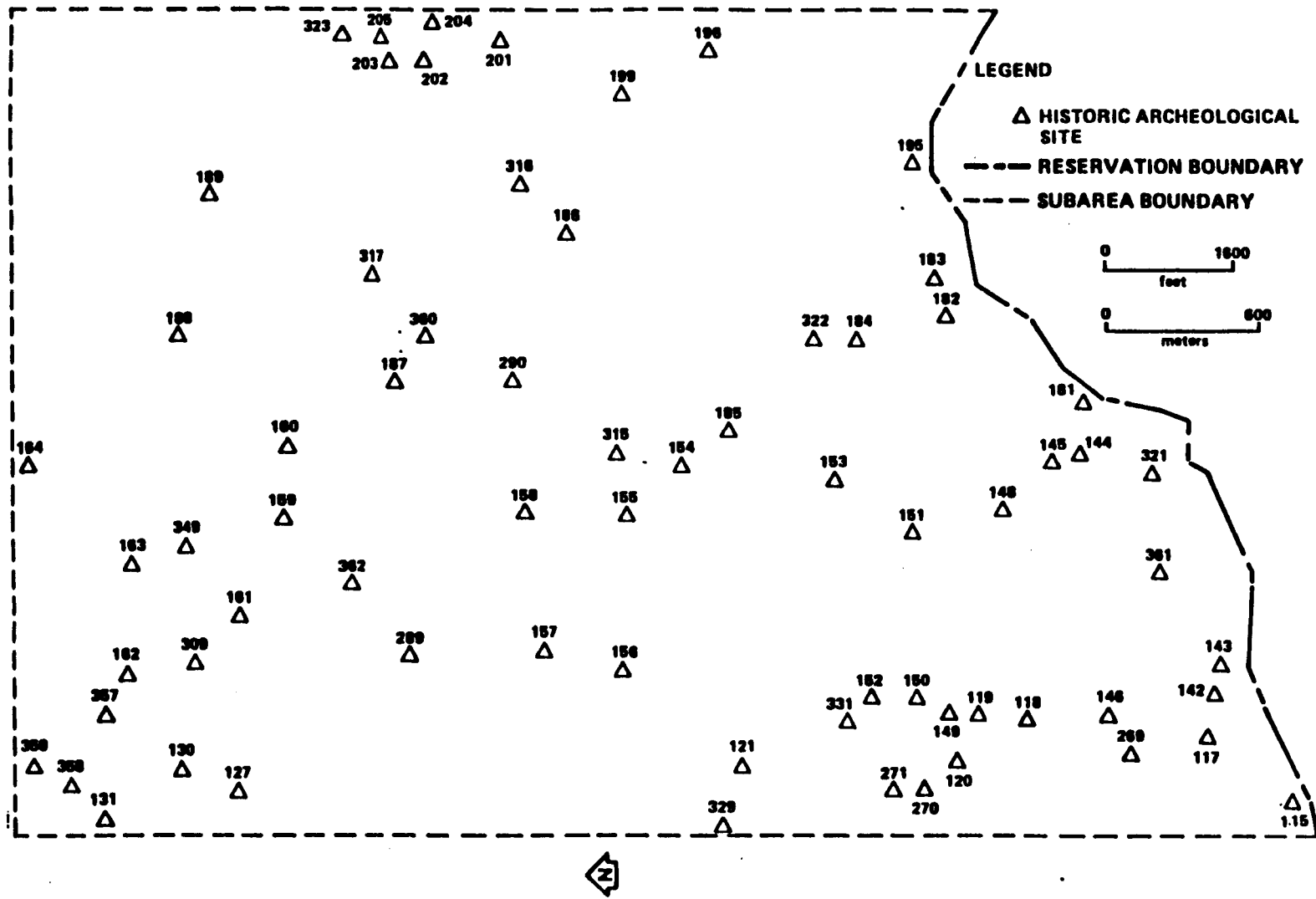
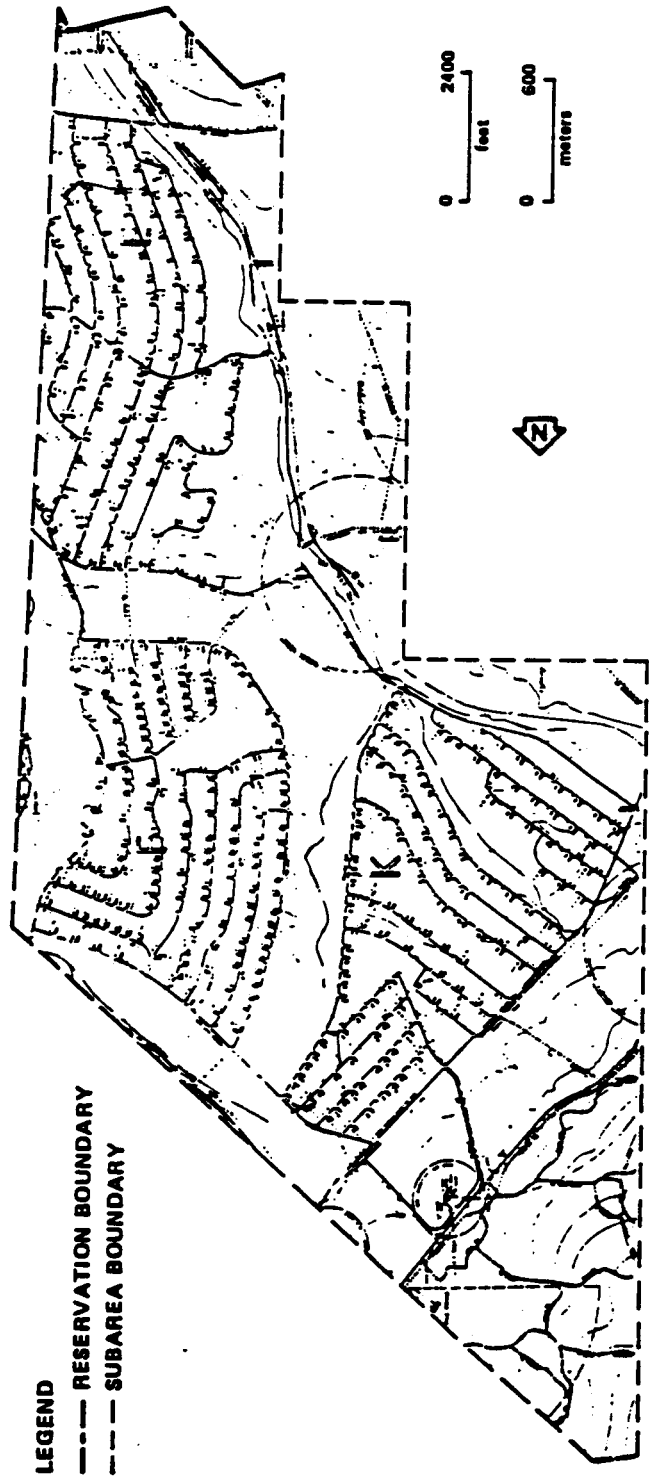


Figure A-2e. MAP OF POTENTIAL ARCHEOLOGICAL RESOURCE LOCATIONS ON THE LETTERKENNY ARMY DEPOT, SUBAREA E

DDLP-KM



**LEGEND**  
 - - - - - RESERVATION BOUNDARY  
 - · - · - SUBAREA BOUNDARY

Figure 1-2d. DETAILED BASE MAP OF THE LETTERKENNY ARMY DEPOT, SUBAREA D

*MAP-KM*

DDCP-LM

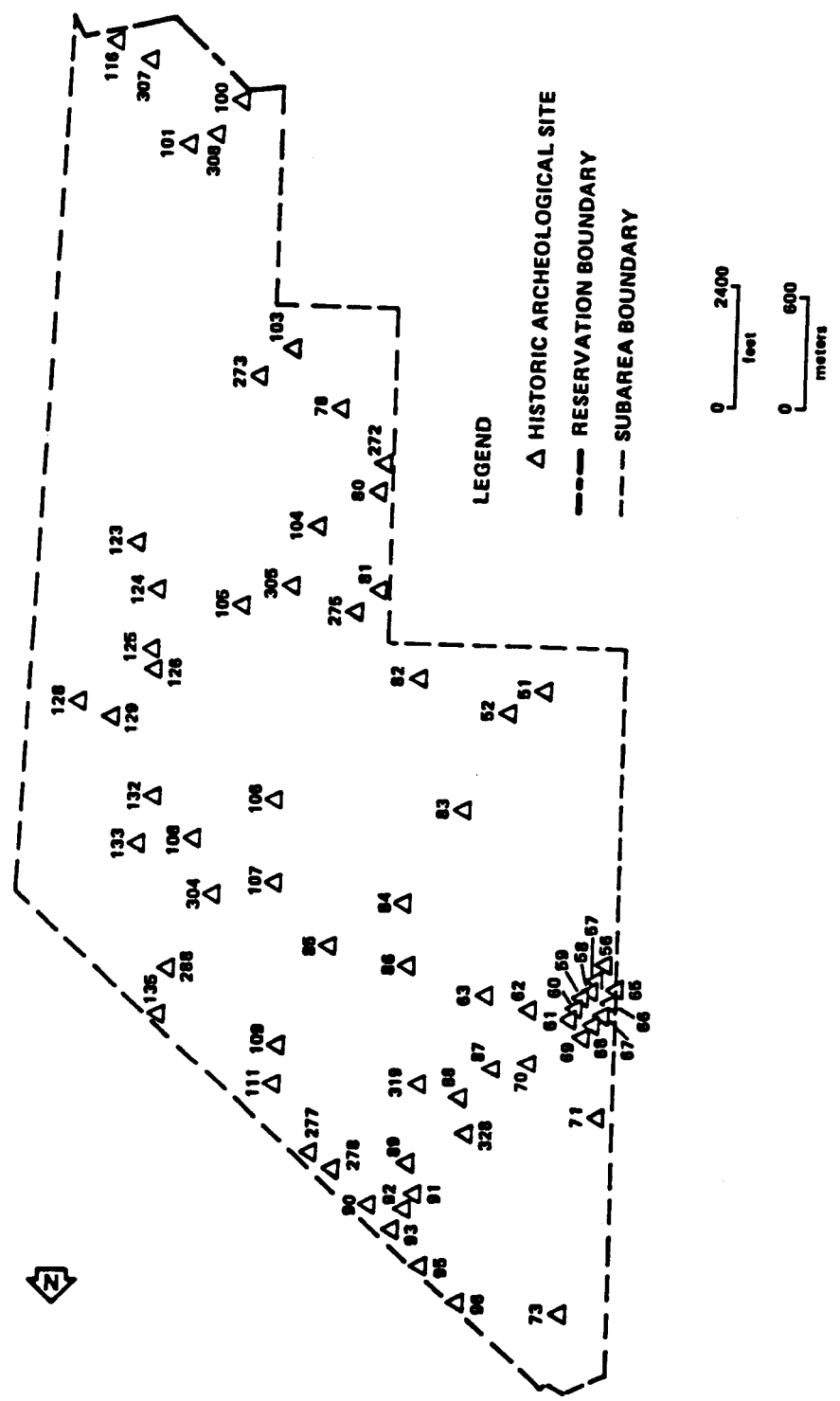
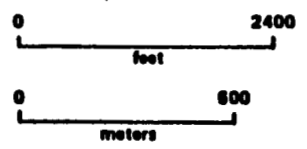
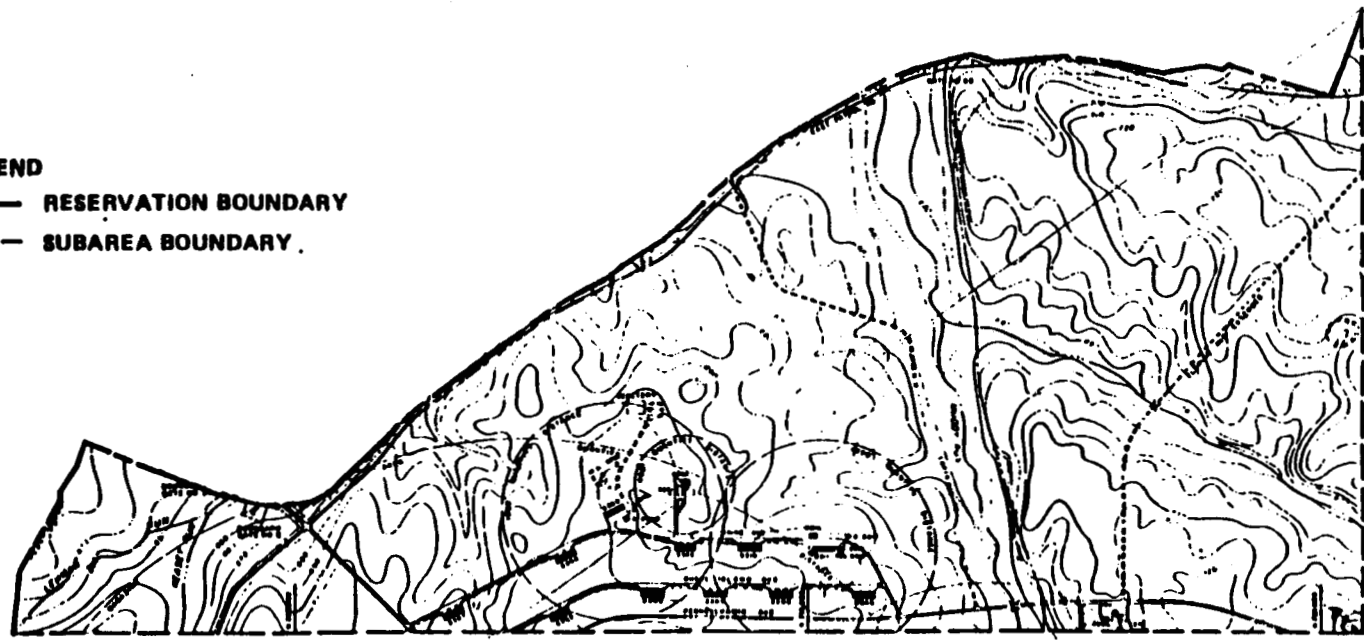


Figure A-2d. MAP OF POTENTIAL ARCHEOLOGICAL RESOURCE LOCATIONS ON THE LETTERKENNY ARMY DEPOT, SUBAREA D

1-1

**LEGEND**

- RESERVATION BOUNDARY**
- SUBAREA BOUNDARY**



**Figure 1-2f. DETAILED BASE MAP OF THE LETTERKENNY ARMY DEPOT, SUBAREA F**

DDLP-KM

A-13

- LEGEND**
- PREHISTORIC ARCHEOLOGICAL SITE
  - ▲ HISTORIC ARCHEOLOGICAL SITE
  - - - RESERVATION BOUNDARY
  - - - SUBAREA BOUNDARY

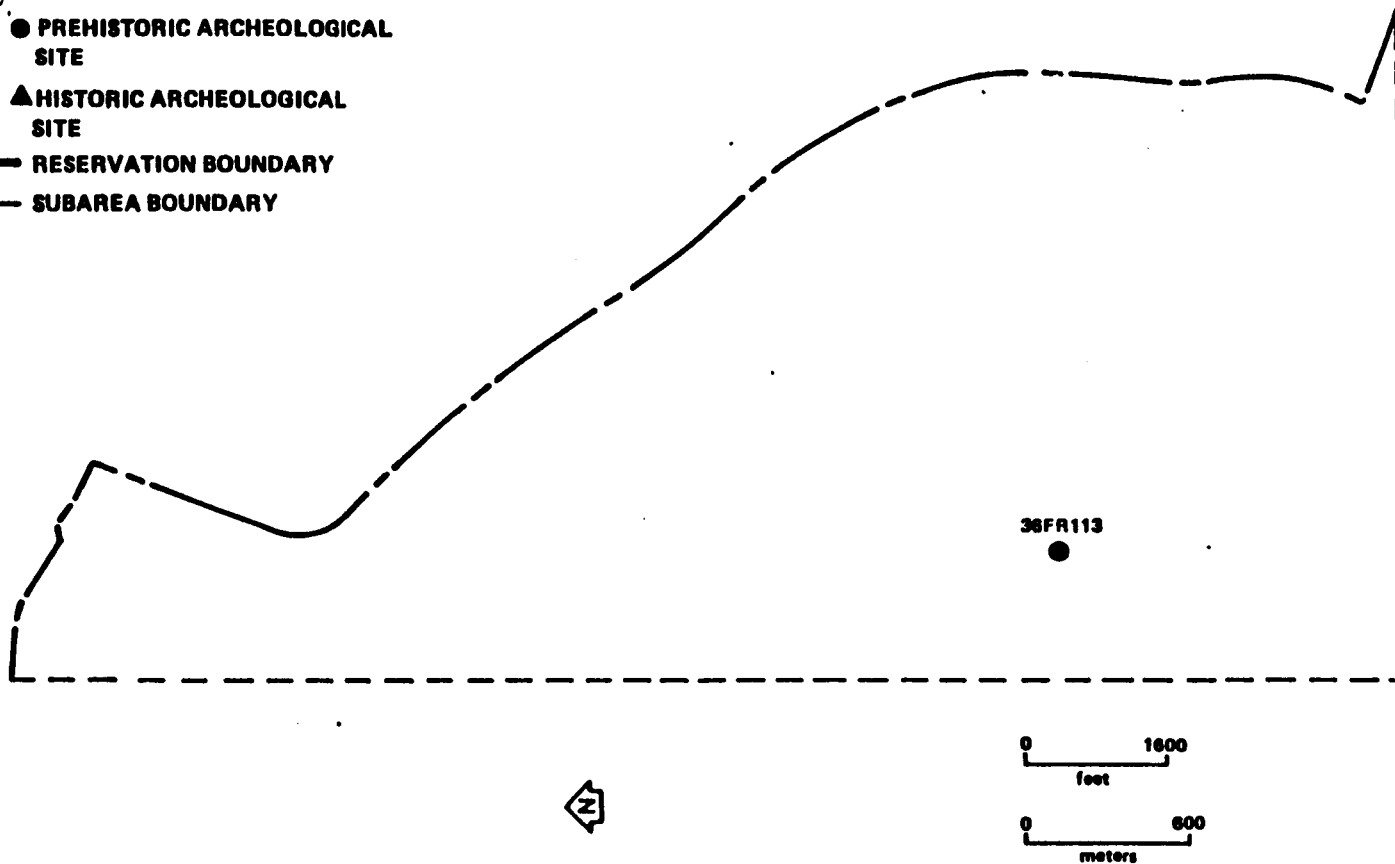


Figure A-1c. A MAP OF KNOWN ARCHEOLOGICAL RESOURCES ON THE LETTERKENNY ARMY DEPOT, SUBAREA F

0010 Km

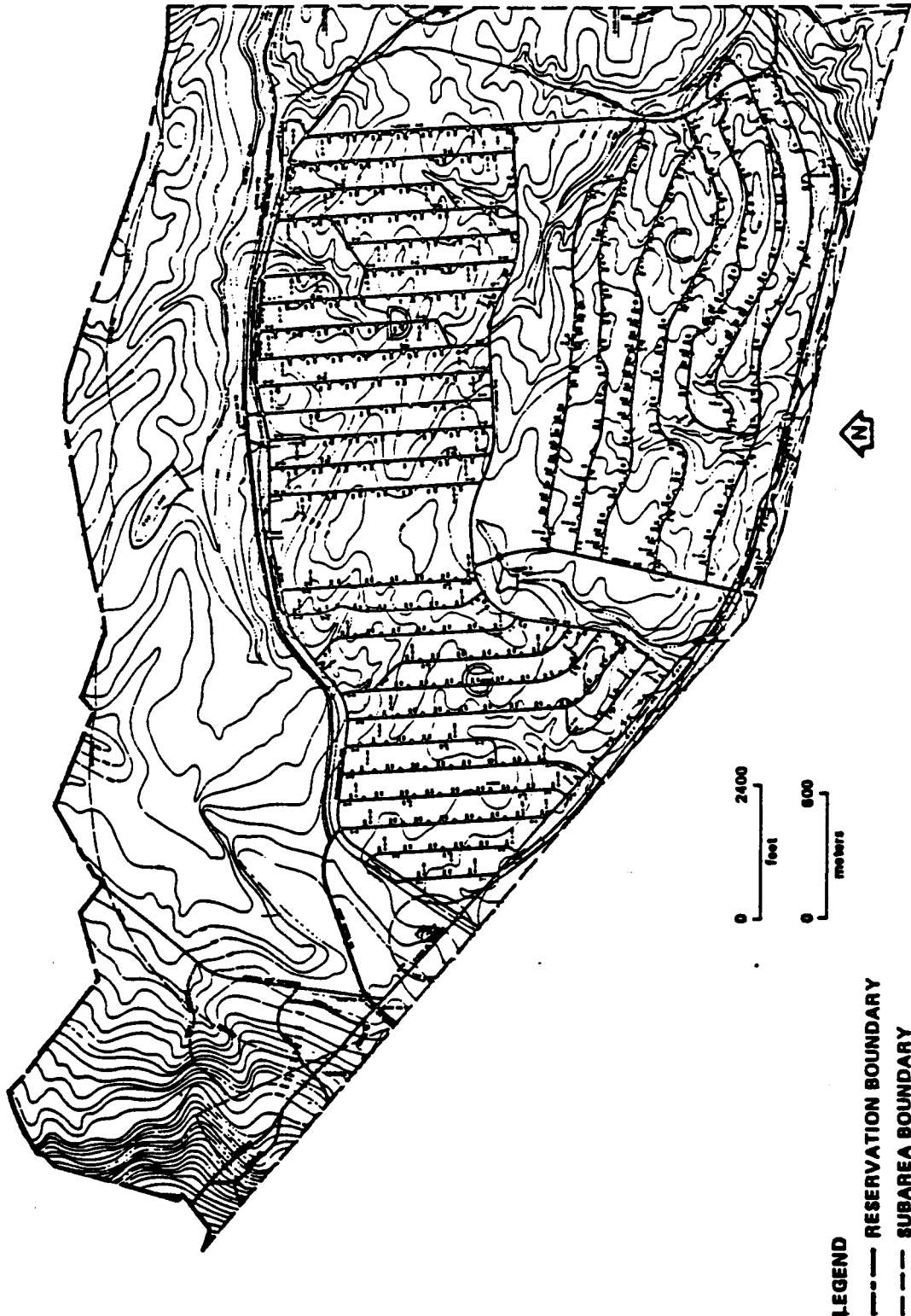


Figure 1-2c. DETAILED BASE MAP OF THE LETTERKENNY  
ARMY DEPOT, SUBAREA C

DDIP-1A

A-12

**LEGEND**

- PREHISTORIC ARCHEOLOGICAL SITE
- ▲ HISTORIC ARCHEOLOGICAL SITE
- RESERVATION BOUNDARY
- - - SUBAREA BOUNDARY

0 1600  
feet

0 600  
meters



FRANKLIN  
COUNTY  
ROADWAY  
▲

Figure A-1b. A MAP OF KNOWN ARCHEOLOGICAL RESOURCES ON THE LETTERKENNY ARMY DEPOT, SUBAREA C

0010 4A

A-11

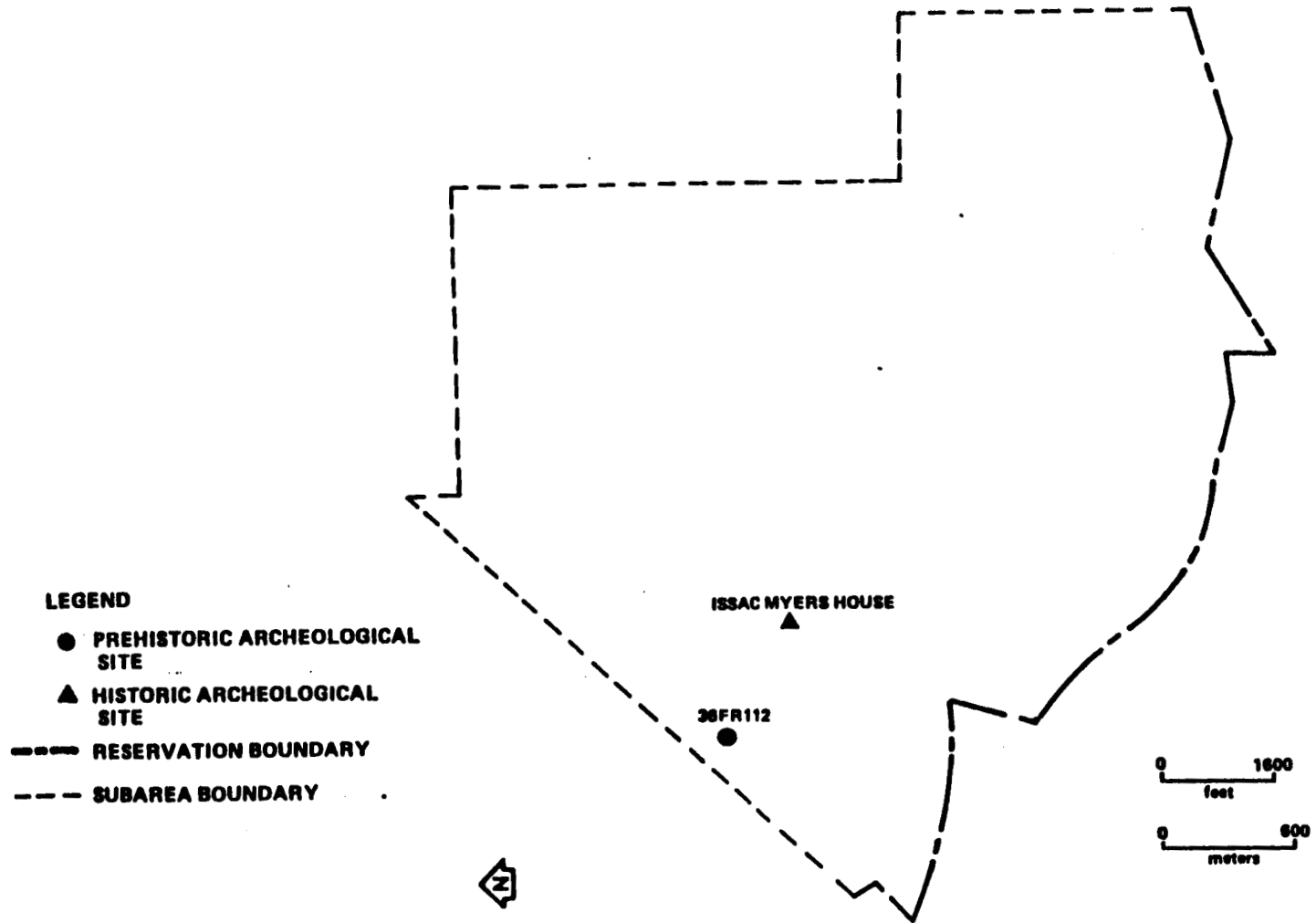
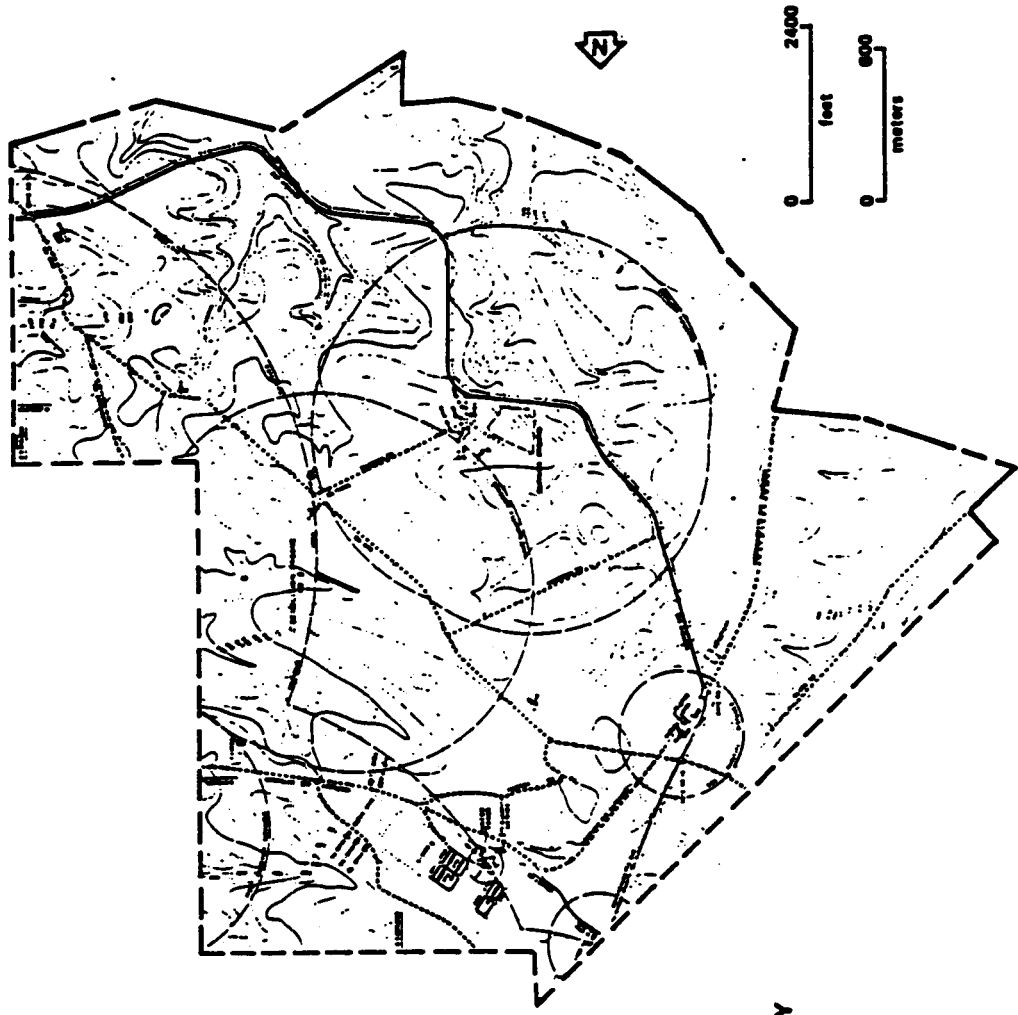


Figure A-1a A MAP OF KNOWN ARCHEOLOGICAL RESOURCES ON THE LETTERKENNY ARMY DEPOT, SUBAREA B





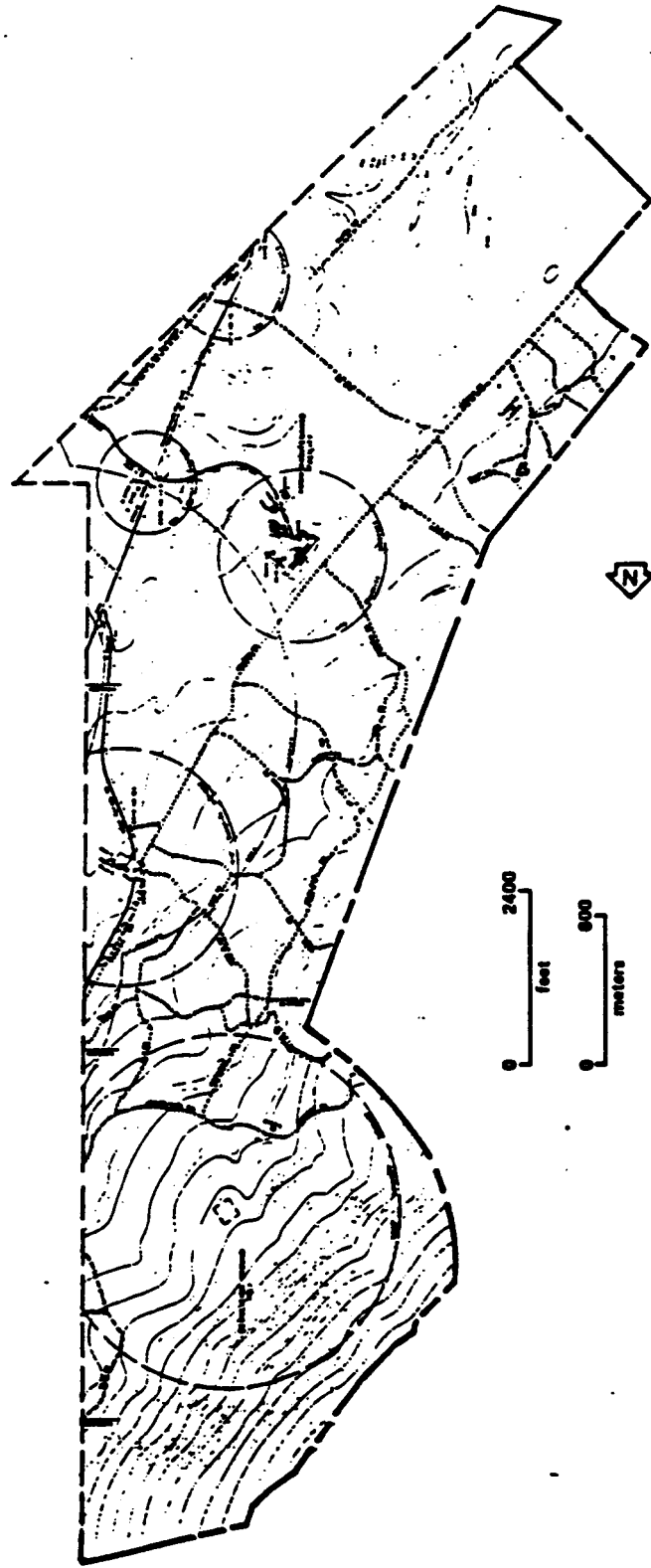
**LEGEND**  
 - - - - - RESERVATION BOUNDARY  
 - - - - - SUBAREA BOUNDARY

**Figure 1-2b. DETAILED BASE MAP OF THE LETTERKENNY  
 ARMY DEPOT, SUBAREA B**

0010 VM

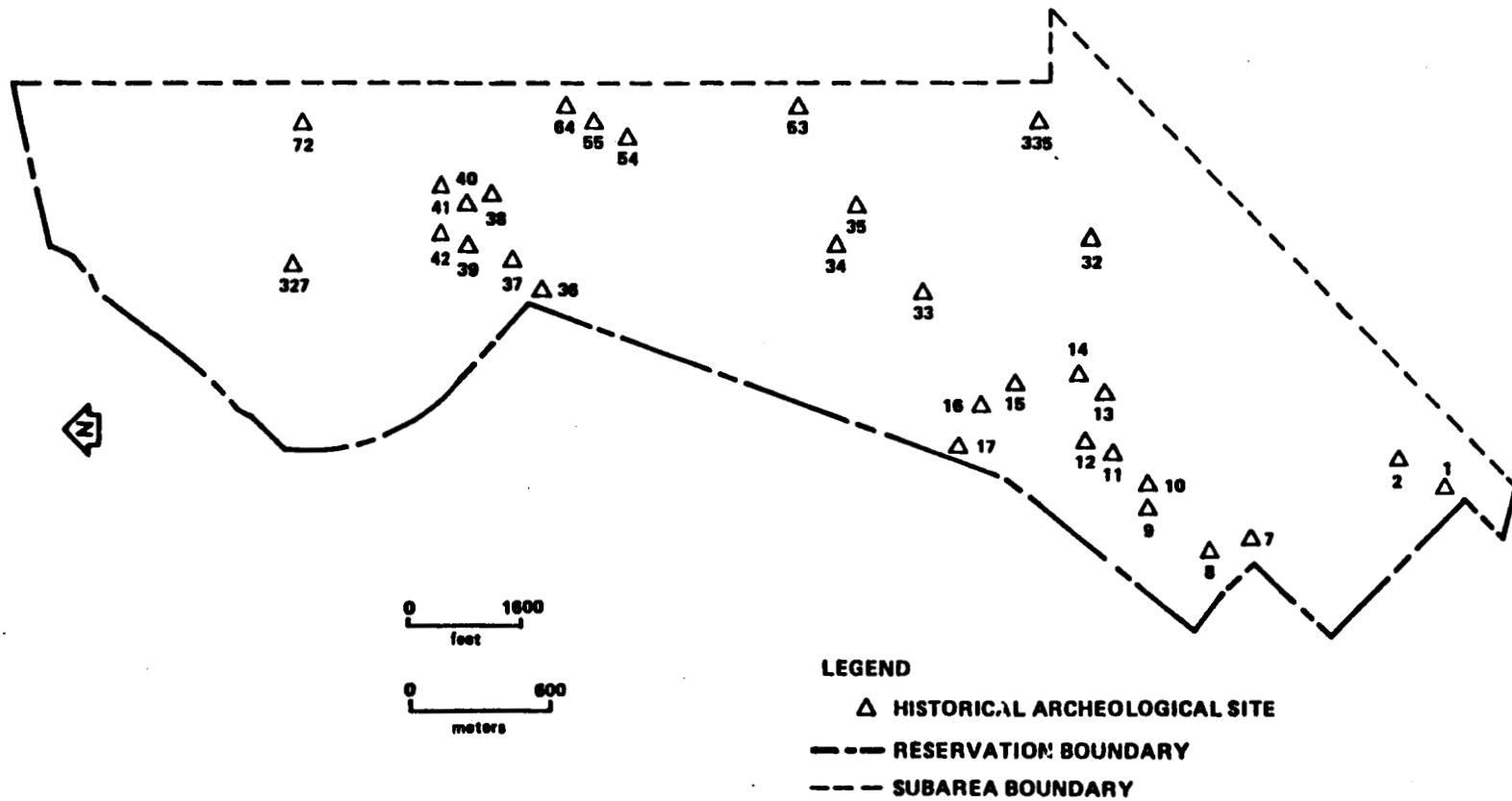
**LEGEND**

- - - - - RESERVATION BOUNDARY**
- - - - - SUBAREA BOUNDARY**



**Figure 1-2a. DETAILED BASE MAP OF THE LETTERKENNY  
ARMY DEPOT, SUBAREA A**

*DDLP-KM*



**FIGURE A-2a. MAP OF POTENTIAL ARCHEOLOGICAL RESOURCE LOCATIONS ON THE LETTERKENNY ARMY DEPOT, SUBAREA A**

*DDP-KM*



1-13

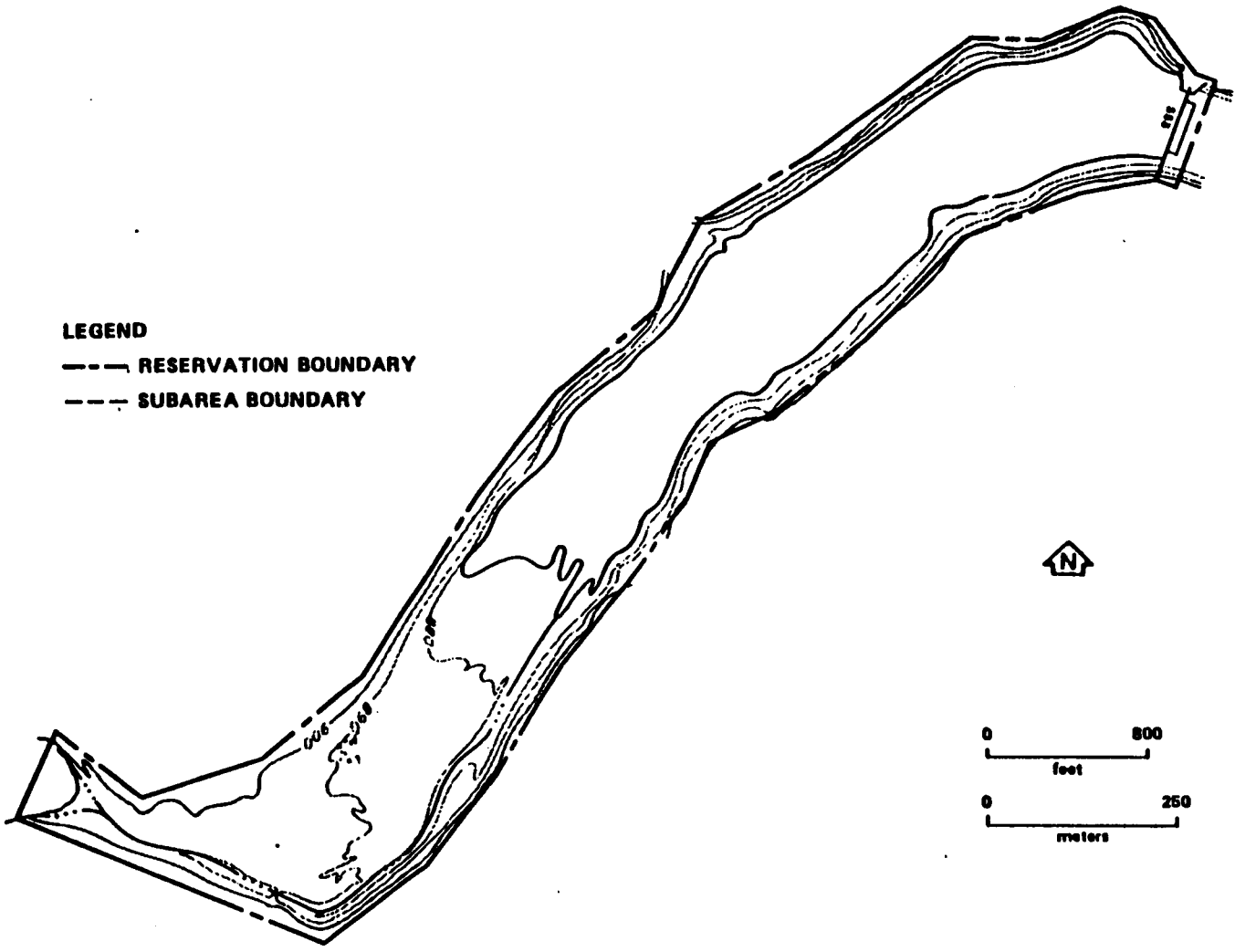


Figure 1-2h. DETAILED BASE MAP OF THE LETTERKENNY ARMY DEPOT, SUBAREA H

DDIP-EM

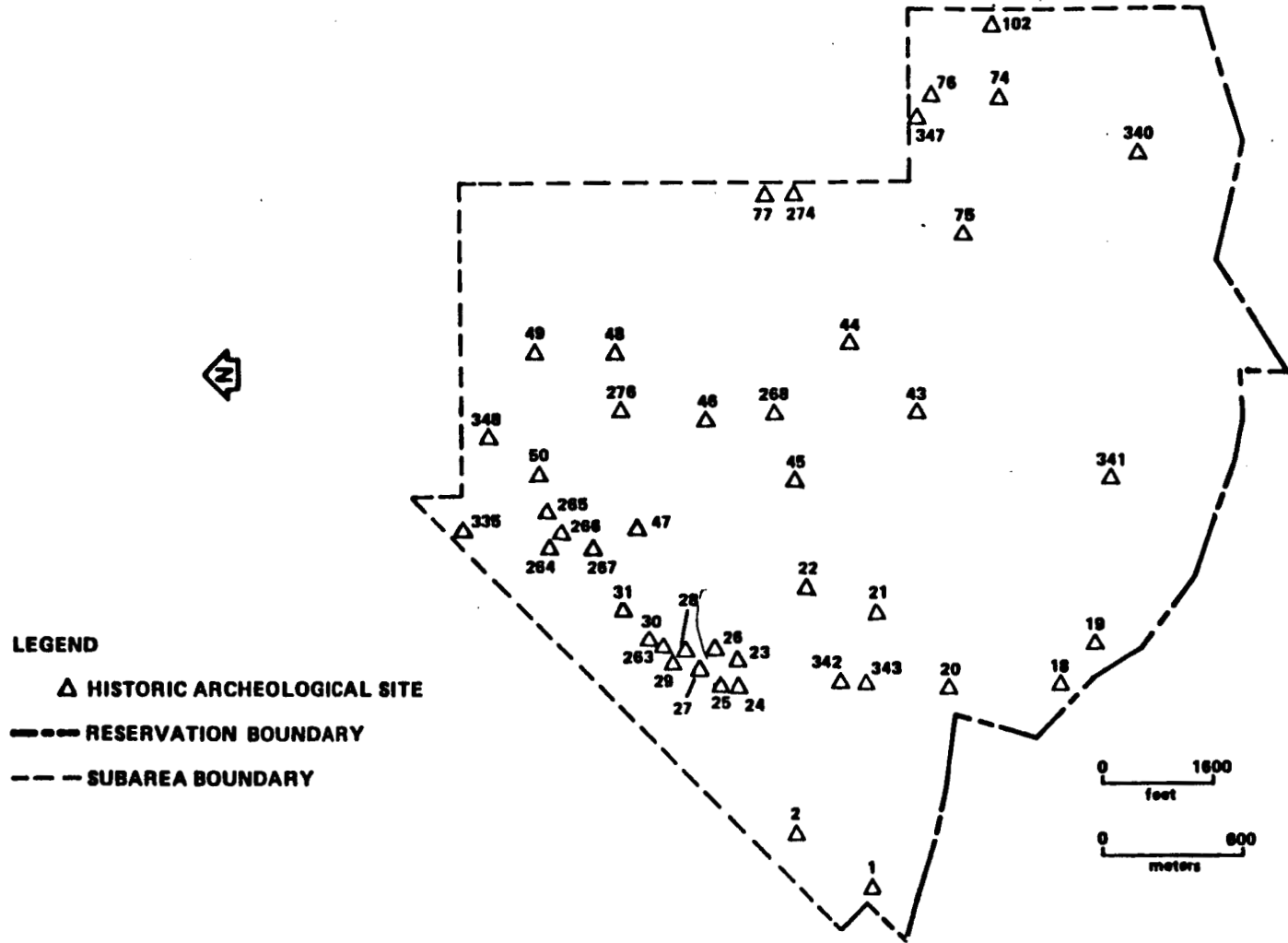


Figure A-2b. MAP OF POTENTIAL ARCHEOLOGICAL RESOURCE LOCATIONS ON THE LETTERKENNY ARMY DEPOT, SUBAREA B

DDLP-KM

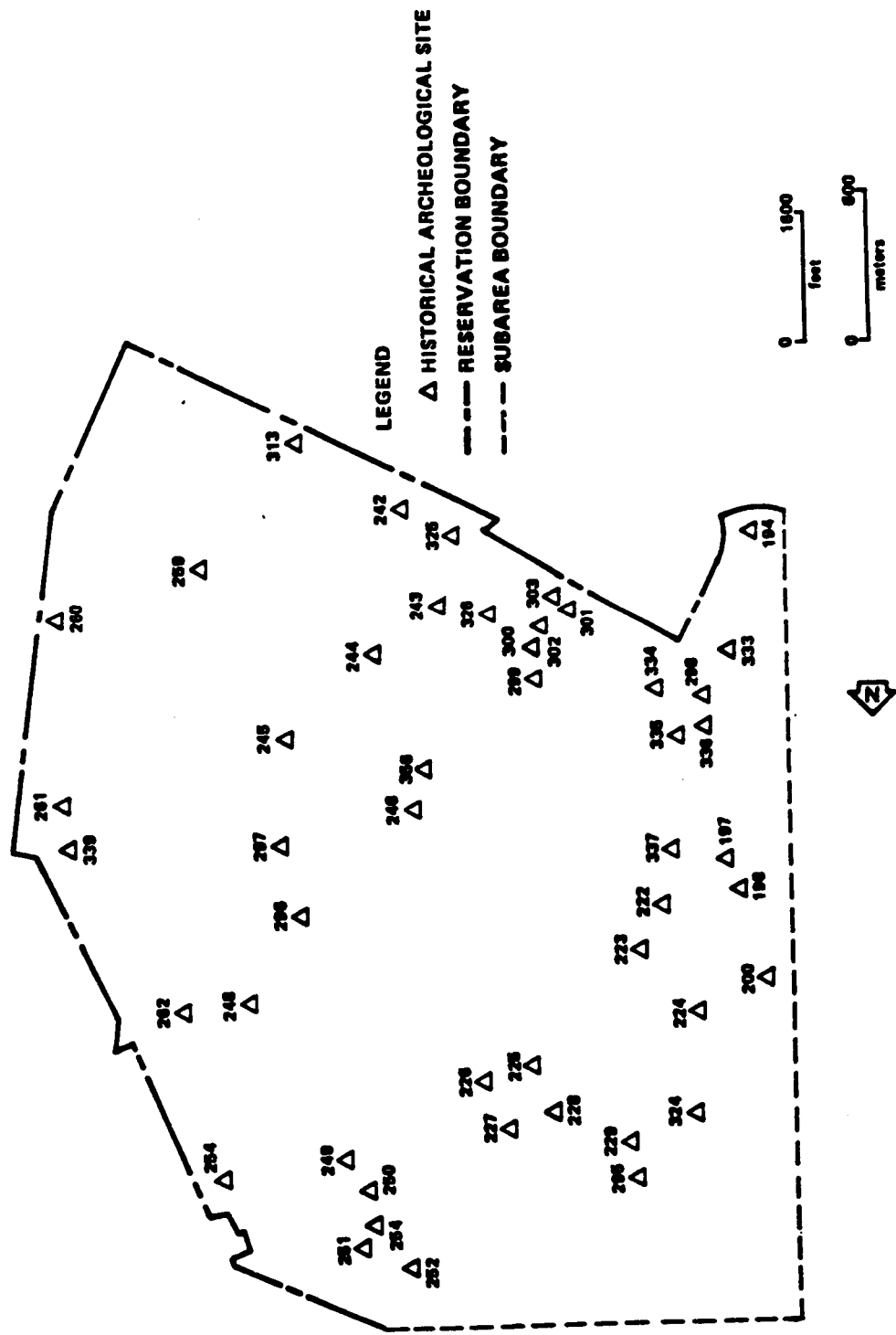
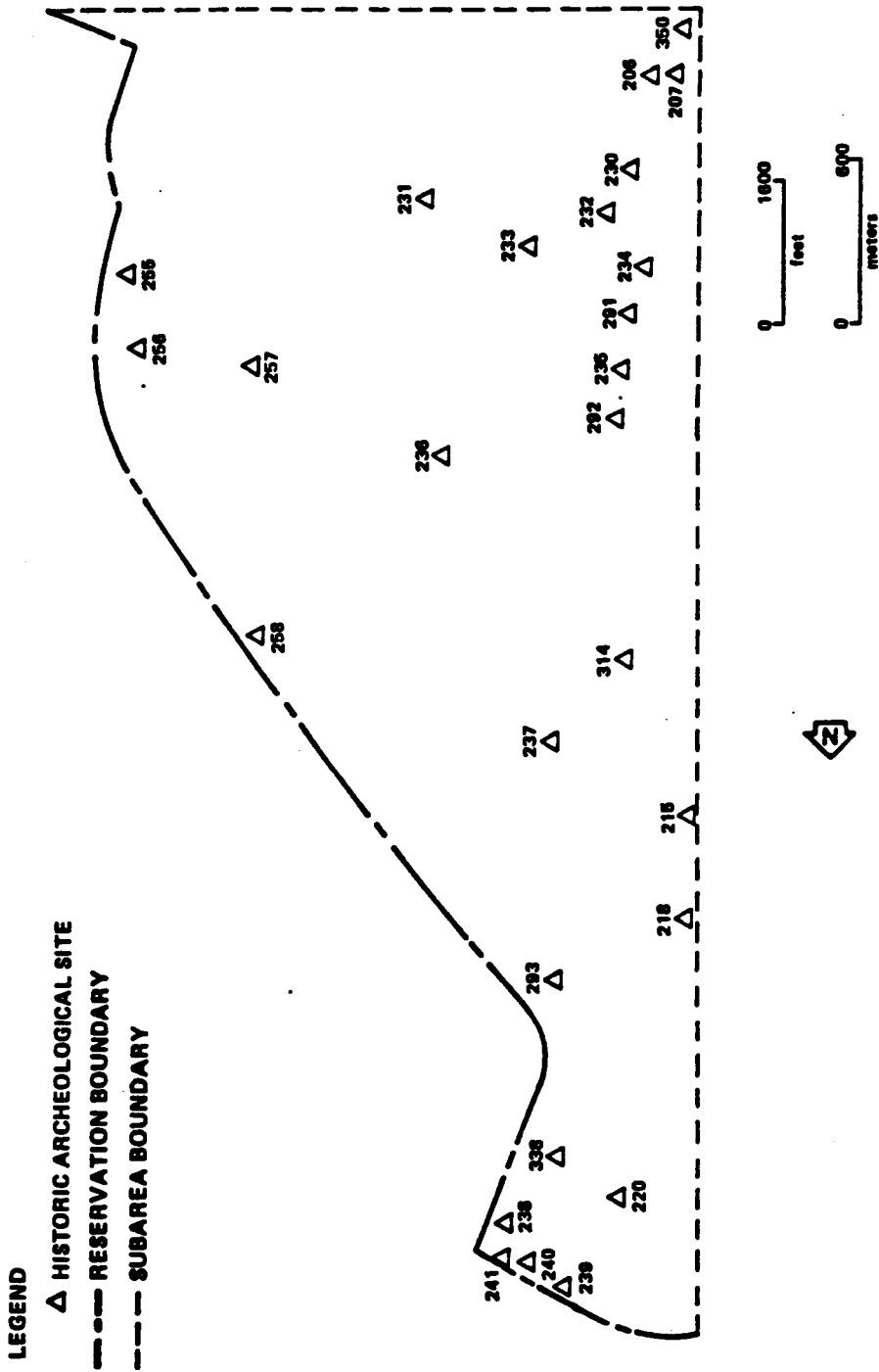


Figure A-2g. MAP OF POTENTIAL ARCHEOLOGICAL RESOURCE LOCATIONS ON THE LETTERKENNY ARMY DEPOT, SUBAREA G

*C.D.-RM*



A-20

Figure A-2f. MAP OF POTENTIAL ARCHEOLOGICAL RESOURCE LOCATIONS ON THE LETTERKENNY ARMY DEPOT, SUBAREA F .

M. D. K. M.

A-17

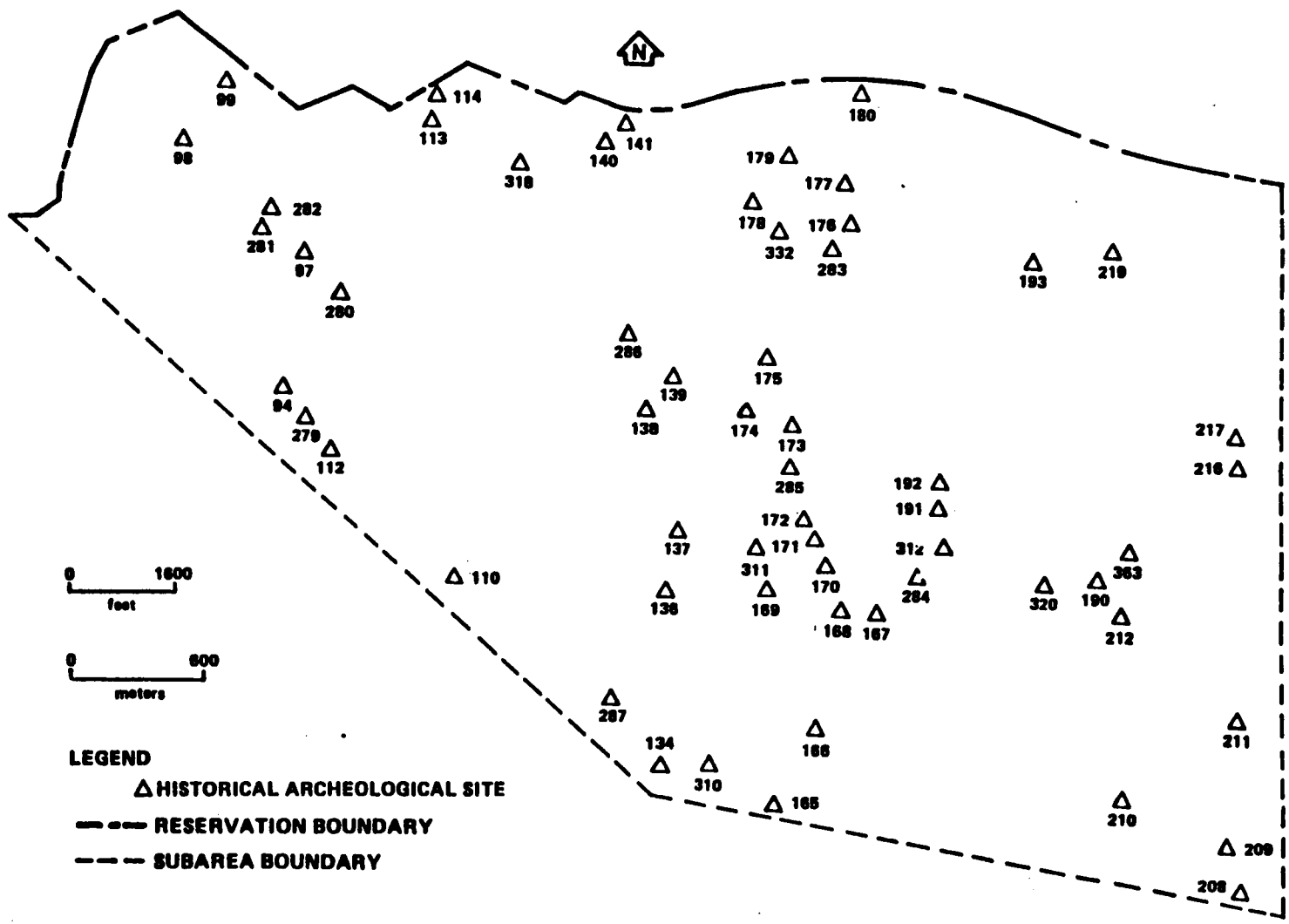


FIGURE A-2c. MAP OF POTENTIAL ARCHEOLOGICAL RESOURCE LOCATIONS ON THE LETTERKENNY ARMY DEPOT, SUBAREA C.

2000 KM



## SECTION D

# ASBESTOS, PCBs, RADON, & LEAD-BASED PAINT

DDLP-KM

### ASBESTOS

**IX.D.1.\*** Has an installation-wide asbestos survey been conducted?  YES  NO

*IX.D.1.a.\** If NO, how many facilities/structures were surveyed? \_\_\_\_\_

*IX.D.1.a.(1)\** List facilities/structures:

**IX.D.2.\*** Has the installation/tenant facilities been identified as having structures/buildings containing asbestos?  YES  NO

*IX.D.2.a.\** If YES, list structures/buildings containing asbestos, friable/non friable percentages, and area of contamination below (tenants should only list their structures/buildings containing asbestos):

Structures Containing Asbestos	% Friable	% Non-Friable	Estimated Area of Friable Contamination	Estimated Area of Non-Friable Contamination
SEE ATTACHMENT D-1				

**IX.D.3.** Has the installation entered into a Memorandum of Understanding (MOU) with EPA for the management of asbestos-containing products?  YES  NO

*IX.D.3.a.* If YES, what exemptions were identified?

*IX.D.3.b.* Attach MOU.



## ASBESTOS, PCBs, RADON, & LEAD-BASED PAINT (continued)

**IX.D.8.\*** Does the installation contain equipment that uses PCBs or that are PCB-contaminated?  YES  NO

**IX.D.8.a.\*** *If YES, list the types of equipment (e.g., transformers, capacitors, circuit breakers), concentration levels (ppm), location, and schedule for removal:  
(If you are a tenant, only list for tenant areas)*

Equipment	Concentration Levels (ppm)	Location	Schedule for Removal
SEE ATTACHMENT D-2			

**IX.D.8.b.\*** Are they located in or near any food or feed area?  YES  NO

**IX.D.8.c.\*** Are all equipment properly marked?  YES  NO

**IX.D.8.d.\*** Are PCB-contaminated equipment in permitted storage facilities?  YES  NO

**IX.D.9.** Has the installation entered into a Memorandum of Understanding (MOU) with EPA for the management of asbestos-containing products?  YES  NO

**IX.D.9.a.** *If YES, what exemptions were identified?*

**IX.D.9.b.** *Attach MOU:*

**IX.D.10.\*** Does the installation/tenant have a PCB elimination plan?  YES  NO

**IX.D.10.a.\*** *If YES, attach plan.*

## ASBESTOS, PCBs, RADON, & LEAD-BASED PAINT (continued)

**IX.D.11.** List all PCB projects and class requirements since 1990:

Project	Class (I, II, III)

**IX.D.12.** Refer to Section G and list all actual and planned cleanup costs for PCBs for fiscal years 1994 - 2001.

### RADON

**IX.D.13.\*** Has/does the installation monitor for radon gas?

YES    NO

**IX.D.13.a.\*** If YES, how many and what percentage of buildings were surveyed?

133    99

**IX.D.13.b.\*** Are additional surveys underway or planned?

YES    NO

**IX.D.13.c.\*** Have radon levels been identified above 4 picocuries per liter?

YES    NO

**IX.D.13.c.(1)\*** If YES, briefly describe remedial plans or corrective actions taken:

VENTILATION SYSTEMS INSTALLED; CRACKS + DRAINS FILLED;  
FANS INSTALLED.

**IX.D.13.d.\*** What is the highest level recorded?

24.2

**IX.D.14.\*** Has the installation/tenant instituted a radon reduction management plan?

YES    NO

**IX.D.15.** Refer to Section G and list all actual and planned cleanup costs for Radon for fiscal years 1994 - 2001.

# ASBESTOS, PCBs, RADON, & LEAD-BASED PAINT (continued)

## LEAD-BASED PAINT

**IX.D.16.\*** Has an installation/tenant facility lead-based paint survey been conducted?

YES

NO

**IX.D.16.a.\*** If YES, how many and what percentage of facilities were surveyed?

\_\_\_\_\_

**IX.D.16.a.(1)\*** How many and what percentage were identified as having lead-based paint?

\_\_\_\_\_

**IX.D.16.a.(2)\*** On a separate copy of the standard installation map provided for the overall data call, identify lead-based paint facilities by number and label the map Lead-based Paint.

**IX.D.16.a.(3)\*** For each facility identified above, provide the estimated area of lead based paint (in sq. ft.):

**IX.D.16.b.\*** If NO, is an installation-wide lead-based paint survey in progress?

YES

NO

**IX.D.17.** List all lead-based paint projects currently underway and their estimated completion date:

Project	Estimated Completion (mm/yy)

**IX.D.18.** Refer to Section G and list all actual and planned cleanup costs for lead-based paint for fiscal years 1994 - 2001.

(This page was intentionally left blank)

M.A. DILL

TABLE 2  
ACN Priority List

Bldg No.	Heterogeneous Area		Risk Index	Resp Action	Friability	Quantity	Functional Space/Location	Mtl. Cat.
	No.	Description						
2364	05	OTW , CAULKING	1	REMOVAL	HIGH	10 LB. FT.	VESTIBUL	MISC
2367	01	PI, PIPE RUN/RISER INSULATION, STEAM,	1	REMOVAL	HIGH	300 LB. FT.	THROUGHOUT BUILDING	TSI
3239	07	PI , PIPE RUN/RISER INSULATION	1	REMOVAL	MODERATE	26 LB. FT.	WORKSHOP	TSI
4311	08	DCT , DUST, CEILING TILE	1	REMOVAL	HIGH	569 SQ. FT.	SMOKING ROOM	MISC
5-247	26	DCT , DUST, CEILING TILE	1	REMOVAL	HIGH	24 SQ. FT.	MERS RESTROOM	MISC
'2	07	PI , PIPE RUN/RISER INSULATION	1	REMOVAL	MODERATE	325 LB. FT.	WAREHOUSE	TSI
370	76	DCT , DUST, CEILING TILE	1	REMOVAL	HIGH	4000 SQ. FT.	COMPUTER ROOM	MISC
431	16	DCT , DUST, CEILING TILE	1	REMOVAL	HIGH	3979 SQ. FT.	THROUGHOUT BUILDING	MISC
'8-412	15	DCT , DUST, CEILING TILE	1	REMOVAL	HIGH	4712 SQ. FT.	THROUGHOUT BUILDING	MISC
1-N	02	DCT , DUST, CEILING TILE	1	REMOVAL	MODERATE	16008 SQ. FT.	OFFICE AREA	MISC
12	06	D , DEBRIS	1	REMOVAL	HIGH	15 SQ. FT.	FAN ROOM	MISC
1398	06	D , DEBRIS	1	REMOVAL	HIGH	120 SQ. FT.	SOUTH BASEMENT	MISC
'2	39	D , DEBRIS	1	REMOVAL	MODERATE	20 LB. FT.	BOTLER ROOM	MISC
'25	15	PI , PIPE RUN/RISER INSULATION	1	REMOVAL	HIGH	200 LB. FT.	EAST WALL	TSI
2279	11	D , DEBRIS	1	REMOVAL	HIGH	24 SQ. FT.	BASEMENT CEILING BOARDS	MISC
4307	02	PF, PIPE FITTING, STEAM,	1	REMOVAL	HIGH	12 EACH	THROUGHOUT BUILDING	TSI
2701	03	OTW , AIRCELL	1	REMOVAL	LOW	70 LB. FT.	ADJACENT SIBD	MISC
3780	12	D , DEBRIS	1	REMOVAL	HIGH	1 SQ. FT.	BOILER ROOM	MISC
4349	09	PI , PIPE RUN/RISER INSULATION	1	REMOVAL	HIGH	1 LB. FT.	KITCHEN	TSI
4311	11	OTW , TAR	1	REMOVAL	LOW	70 SQ. FT.	NORTHEAST CORNER OF BUILDING	MISC
5647	08	D , DEBRIS	1	REMOVAL	MODERATE	2 SQ. FT.	BOILER ROOM	MISC
57	11	D , DEBRIS	1	REMOVAL	HIGH	2 SQ. FT.	DIRECTOR OF INFO, FURNACE RM	MISC
57	12	PI , PIPE RUN/RISER INSULATION	1	REMOVAL	LOW	5 LB. FT.	FURNACE ROOM	TSI

ATTACHMENT D-1

DDIP-1M

TABLE 2  
ACM Priority List

Bldg No.	Homogeneous Area		Mat. Cat.	Functional Space/Location	Quantity	Priority	Resp Action	Risk Index	Cost
	No.	Description							
1/3-539	35	PI, PIPE RUN/RISER INSULATION	TSI	BOILER ROOM CRAWLSPACE	100 LN. FT.	MODERATE	REMOVAL	1	\$ 1,500
8-501	19	PI, PIPE RUN/RISER INSULATION	TSI	CRAWLSPACE	5400 LN. FT.	HIGH	REMOVAL	1	\$ 1,500
4-2367	01	PI, PIPE RUN/RISER INSULATION	TSI	ATTIC	48 SQ. FT.	HIGH	REMOVAL	1	\$ 1,500
4-2367	02	DB, DUST, OTHER	MISC	GROUND LEVEL	560 SQ. FT.	HIGH	REMOVAL	1	\$ 2,000
2279	12	PI, PIPE RUN/RISER INSULATION	TSI	NORTHWEST CRAWLSPACE	27 LN. FT.	HIGH	REMOVAL	1	\$ 1,500
370	01	PI, PIPE RUN/RISER INSULATION	TSI	AMU ROOM BY RECON AND ANAL OFFICES	35 LN. FT.	HIGH	REMOVAL	1	\$ 1,500
370	02	PF, PIPE FITTING	TSI	AMU ROOM BY RECON AND ANAL OFFICES	12 EACH	HIGH	REMOVAL	1	\$ 1,500
370	03	PI, PIPE RUN/RISER INSULATION, DOMESTIC WATER, CARDBOARD	TSI	AMU ROOM BY RECON AND ANAL OFFICES	50 LN. FT.	HIGH	REMOVAL	1	\$ 1,500
426	03	PI, PIPE RUN/RISER INSULATION, STEAM, PRE-FORMED	TSI	OFFICE	1 LN. FT.	MODERATE	REMOVAL	2	\$ 1,500
225	04	BI, BOILER INSULATION	TSI	CENTER BOILER	600 SQ. FT.	MODERATE	REMOVAL	2	\$ 7,500
225	05	BI, BOILER INSULATION	TSI	NORTH BOILER	600 SQ. FT.	MODERATE	REMOVAL	2	\$ 7,500
225	07	BI, BOILER INSULATION	TSI	SOUTH BOILER	600 SQ. FT.	MODERATE	REMOVAL	2	\$ 7,500
370	01	PI, PIPE RUN/RISER INSULATION	TSI	COMPRESSOR ROOM	385 LN. FT.	MODERATE	REPAIR	3	\$ 7,700
370	02	PF, PIPE FITTING	TSI	COMPRESSOR ROOM	33 EACH	MODERATE	REPAIR	3	\$ 1,500
370	03	PI, PIPE RUN/RISER INSULATION, DOMESTIC WATER, CARDBOARD	TSI	COMPRESSOR ROOM	311 LN. FT.	MODERATE	REPAIR	3	\$ 4,465
170	05	TI, TANK INSULATION	TSI	COMPRESSOR ROOM	8 SQ. FT.	MODERATE	REPAIR	3	\$ 1,500
13	01	PI, PIPE RUN/RISER INSULATION	TSI	FURNACE ROOM/SHOP AREA	131 LN. FT.	MODERATE	REPAIR	3	\$ 2,420
3	03	PF, PIPE FITTING	TSI	FURNACE ROOM/SHOP AREA	14 EACH	MODERATE	REPAIR	3	\$ 1,500
7	01	PI, PIPE RUN/RISER INSULATION	TSI	THROUGHOUT BUILDING	1691 LN. FT.	MODERATE	REPAIR	3	\$25,345
26	28	PI, PIPE RUN/RISER INSULATION	TSI	MIDDLE BAY AREA SEWING ROOM	263 LN. FT.	MODERATE	REPAIR	3	\$ 3,975
26	29	PF, PIPE FITTING	TSI	SEWING ROOM	4 EACH	LOW	REPAIR	3	\$ 1,500
26	04	PF, PIPE FITTING, STEAM,	TSI	OFFICE	1 EACH	MODERATE	REPAIR	3	\$ 1,500
664	16	PI, PIPE RUN/RISER INSULATION	TSI	THROUGHOUT 1ST FLOOR	199 LN. FT.	LOW	REPAIR	3	\$ 1,500



DDLP-LM

TABLE 2  
ACN Priority List

Bldg No.	Homogeneous Area	Mat. Cat.	Functional Space/Location	Quantity	Priority	Resp Action	Est. Index	Cost
3-664	17 PT, PIPE RUN/RISER INSULATION	T81	THROUGHOUT 1ST FLOOR	220 LB. FT.	LOW	REPAIR	3	\$ 1,500
351	03 P1, PIPE RUN/RISER INSULATION	T81	DAY AREA	16 LB. FT.	LOW	REPAIR	3	\$ 1,500
350	59 P1, PIPE RUN/RISER INSULATION	T81	STABLE WEST WALL	640 LB. FT.	MODERATE	REPAIR	3	\$ 1,500
350	68 P1, PIPE RUN/RISER INSULATION	T81	THROUGHOUT BUILDING	3500 LB. FT.	MODERATE	REPAIR	3	\$ 1,500
350	69 P1, PIPE FITTING	T81	THROUGHOUT BUILDING	75 EACH	MODERATE	REPAIR	3	\$ 1,500
421	10 P1, PIPE RUN/RISER INSULATION	T81	NORTHEAST OFFICE AREA	252 LB. FT.	MODERATE	REPAIR	3	\$ 3,700
421	11 P1, PIPE FITTING	T81	NORTHEAST OFFICE AREA	6 EACH	MODERATE	REPAIR	3	\$ 1,500
12	13 P1, PIPE RUN/RISER INSULATION, STEAM, PRE-FORMED	T81	BOILER ROOM	27 LB. FT.	HIGH	REPAIR	3	\$ 1,500
3626	04 S1, STACK INSULATION	T81	BOILER ROOM	12 LB. FT.	LOW	REPAIR	3	\$ 1,500
370	23 T1, TANK INSULATION	T81	EAST MECHANICAL ROOM	200 SQ. FT.	MODERATE	REPAIR	3	\$ 2,000
370	27 P1, PIPE RUN/RISER INSULATION	T81	EAST MECHANICAL ROOM	50 SQ. FT.	MODERATE	REPAIR	3	\$ 1,500
3667	10 B1, DUCT INSULATION	T81	BOILER ROOM	500 SQ. FT.	MODERATE	REPAIR	3	\$ 2,500
3700	07 O1R, CEMENT CAULK	MISC	EXTERIOR STACK	150 LB. FT.	LOW	ORIG PROJ	3	\$ 1,500
?	04 P1, PIPE RUN/RISER INSULATION	T81	WAREHOUSE	120 LB. FT.	LOW	REMOVAL	4	\$ 1,500
?	05 P1, PIPE FITTING	T81	WAREHOUSE	4 EACH	MODERATE	REMOVAL	4	\$ 1,500
12	15 P1, PIPE RUN/RISER INSULATION, HOT WATER SUPPLY, AIRCELL	T81	BOILER ROOM	16 LB. FT.	LOW	REMOVAL	4	\$ 1,500
1231	02 DCC, DUCT CONNECTION CLOTH	MISC	BASEMENT	3 SQ. FT.	HIGH	REMOVAL	4	\$ 1,500
466	07 P1, PIPE RUN/RISER INSULATION	T81	RESTROOMS	15 LB. FT.	MODERATE	REPAIR	4	\$ 1,500
56	02 P1, PIPE FITTING	T81	THROUGHOUT BUILDING	120 EACH	LOW	REPAIR	4	\$ 1,500
56	03 P1, PIPE RUN/RISER INSULATION	T81	THROUGHOUT BUILDING	810 LB. FT.	MODERATE	REPAIR	4	\$ 1,500
56	04 P1, PIPE RUN/RISER INSULATION	T81	THROUGHOUT BUILDING	105 LB. FT.	LOW	REPAIR	4	\$ 1,500
-H	10 P1, PIPE FITTING	T81	OUR SHOP AREA	75 EACH	MODERATE	REPAIR	4	\$ 1,500
	02 P1, PIPE RUN/RISER INSULATION	T81	EAST WALL WAREHOUSE	300 LB. FT.	MODERATE	REPAIR	4	\$ 2,400

WAT-2000

TABLE 2  
ACW Priority List

Bldg No.	Homogeneous Area	Mat. Cat.	Functional Space/Location	Quantity	Feasibility	Resp Action	Risk Index	Cost
2	06 PF, PIPE FITTING	T81	WAREHOUSE	9 EACH	LOW	REPAIR	4	\$ 1,500
42	10 PF, PIPE FITTING, DOMESTIC WATER,	T81	SOUTH/EAST CORNER	6 EACH	MODERATE	REPAIR	4	\$ 1,500
437	01 P1, PIPE RUN/RISER INSULATION	T81	THROUGHOUT BUILDING	210 LH. FT.	MODERATE	REPAIR	4	\$ 4,200
5361	08 P1, PIPE RUN/RISER INSULATION	T81	LUNCH ROOM AREA	60 LH. FT.	LOW	REPAIR	4	\$ 1,500
5-612	16 P1, PIPE RUN/RISER INSULATION	T81	WEST OFFICE AREA ABOVE CEILING TILE	83 LH. FT.	MODERATE	REPAIR	4	\$ 1,500
1-N	03 P1, PIPE RUN/RISER INSULATION	T81	THROUGHOUT BUILDING	265 LH. FT.	MODERATE	REPAIR	4	\$ 2,125
1-N	04 PF, PIPE FITTING	T81	OFFICE AREA	60 EACH	MODERATE	REPAIR	4	\$ 1,500
1231	05 BC, REFRACTORY CEMENT	MISC	BASEMENT	2 SQ. FT.	HIGH	REPAIR	4	\$ 1,500
1626	05 PN, PIPE MASTIC	MISC	BOILER ROOM	12 LH. FT.	LOW	REPAIR	4	\$ 1,500
183	12 T, TAPE	MISC	BOILER ROOM	90 LH. FT.	LOW	REPAIR	4	\$ 1,500
18-1	02 P1, PIPE RUN/RISER INSULATION	T81	SOUTH SIDE	4 LH. FT.	MODERATE	REPAIR	4	\$ 1,500
1-1	03 P1, PIPE RUN/RISER INSULATION	T81	SOUTH SIDE	1 LH. FT.	MODERATE	REPAIR	4	\$ 1,500
	14 P1, PIPE RUN/RISER INSULATION	T81	PIPE TRENCH	4 LH. FT.	MODERATE	REPAIR	4	\$ 1,500
-3311	27 P1, PIPE RUN/RISER INSULATION	T81	ATTIC	50 LH. FT.	MODERATE	REPAIR	4	\$ 1,500
466	07 P1, PIPE RUN/RISER INSULATION	T81	BOILER ROOM	14 LH. FT.	MODERATE	REPAIR	4	\$ 1,500
700	03 P1, PIPE RUN/RISER INSULATION	T81	THROUGHOUT BUILDING	1350 LH. FT.	MODERATE	OWN PROC	4	\$10,800
03	07 PF, PIPE FITTING	T81	BOILER ROOM	8 EACH	MODERATE	OWN PROC	4	\$ 1,500
-3362	01 P1, PIPE RUN/RISER INSULATION	T81	EAST WALL	39 LH. FT.	HIGH	OWN PROC	4	\$ 1,500
	26 P1, PIPE RUN/RISER INSULATION	T81	THROUGHOUT WAREHOUSE	650 LH. FT.	LOW	OWN PROC	4	\$ 1,500
2	12 SJC, SPACKLE/JOINT COMPOUND	MISC	SOUTH/EAST OFFICE EXTERIOR	1261 SQ. FT.	LOW	OWN PROC	4	\$ 1,500
7	46 P1, PIPE RUN/RISER INSULATION, STEAM, PREFORMED	T81	THROUGHOUT BUILDING	1400 LH. FT.	HIGH	OWN PROC	4	\$ 6,355
7	47 P1, PIPE RUN/RISER INSULATION, STEAM, PREFORMED	T81	THROUGHOUT BUILDING	730 LH. FT.	HIGH	OWN PROC	4	\$ 1,500
7	48 P1, PIPE RUN/RISER INSULATION, STEAM, PREFORMED	T81	THROUGHOUT BUILDING	444 LH. FT.	HIGH	OWN PROC	4	\$ 1,500

DDP-KM

TABLE 2  
ACN Priority List

Bldg No.	Homogeneous Area		Mat. Cot.	Functional Space/Location	Quantity	Priority	Resp Action	Risk Index	Cost
	No.	Description							
57	49	PF, PIPE FITTING, STEAM, PREFORMED	TSI	THROUGHOUT BUILDING	150 EACH	HIGH	O&M PROG	4	\$ 1,500
4753	05	PI, PIPE RUN/RISER INSULATION	TSI	EAST WALL	294 LN. FT.	MODERATE	O&M PROG	4	\$ 4,410
4755	06	PI, PIPE RUN/RISER INSULATION	TSI	EAST WALL	127 LN. FT.	LOW	O&M PROG	4	\$ 1,500
1398	05	DI, DUCT INSULATION	TSI	BASEMENT	60 SQ. FT.	MODERATE	O&M PROG	4	\$ 1,500
1493	01	OM, LAYERED PAPER	MISC	RAFTERS	2 SQ. FT.	LOW	O&M PROG	4	\$ 1,500
211	12	RC, REFRACTORY CEMENT	MISC	FURNACE ROOM	5 SQ. FT.	LOW	O&M PROG	4	\$ 1,500
2279	13	DI, DUCT INSULATION	TSI	BASEMENT	12 SQ. FT.	HIGH	ENCLOSUR	4	\$ 1,500
3700	11	BI, BOILER INSULATION	TSI	BOILER ROOM	40 SQ. FT.	MODERATE	O&M PROG	4	\$ 1,500
8-2577	01	PI, PIPE RUN/RISER INSULATION	TSI	ALONG WALLS	90 LN. FT.	MODERATE	O&M PROG	4	\$ 1,500
8-2377	02	PF, PIPE FITTING	TSI	EAST WALL	2 EACH	MODERATE	O&M PROG	4	\$ 1,500
8-523	21	PI, PIPE RUN/RISER INSULATION	TSI	CRAWLSPACE	450 LN. FT.	LOW	O&M PROG	4	\$ 1,500
1-228	02	OCC, DUCT CONNECTION CLOTS	MISC	EAST WALL	120 LN. FT.	LOW	O&M PROG	4	\$ 1,500
1-228	03	PI, PIPE RUN/RISER INSULATION, STEAM,	TSI	THROUGHOUT BUILDING	100 LN. FT.	MODERATE	O&M PROG	4	\$ 2,700
1-228	06	PF, PIPE FITTING, STEAM,	TSI	THROUGHOUT BUILDING	75 LN. FT.	MODERATE	O&M PROG	4	\$ 1,500
225	01	SI, STACK INSULATION	TSI	NORTH BOILER STACK	60 SQ. FT.	MODERATE	REMOVAL	5	\$ 1,500
225	80	SI, STACK INSULATION	TSI	CENTRAL BOILER	60 SQ. FT.	NON-FRIABLE	REMOVAL	5	\$ 1,500
225	12	PI, PIPE RUN/RISER INSULATION	TSI	SOUTH BOILER	60 SQ. FT.	NON-FRIABLE	REMOVAL	5	\$ 1,500
225	06	TI, TANK INSULATION	TSI	FUEL PUMP ROOM	35 SQ. FT.	LOW	REMOVAL	6	\$ 1,500
5311	05	CT, CEILING TILE	MISC	SMOKING ROOM	560 SQ. FT.	MODERATE	O&M PROG	6	\$ 5,000
14	16	PI, PIPE RUN/RISER INSULATION	TSI	THROUGHOUT BUILDING	71 LN. FT.	MODERATE	O&M PROG	6	\$ 1,500
2	03	PF, PIPE FITTING	TSI	WAREHOUSE EAST WALL	4 EACH	MODERATE	O&M PROG	6	\$ 1,500
51	47	PF, PIPE FITTING, STEAM, ON FIBERGLASS SLV.	TSI	NORTHEAST OFFICE AREA	12 EACH	LOW	O&M PROG	6	\$ 1,500
351	82	PI, PIPE RUN/RISER INSULATION	TSI	BAY AREA	276 LN. FT.	LOW	O&M PROG	6	\$ 1,500

W-8706

TABLE 2  
ACM Priority List

Bldg No.	Homogeneous Area	Mat. Cat.	Functional Space/Location	Quantity	Frictibility	Resp Action	Risk Index	Cost
370	01 P1, PIPE RUN/RISER INSULATION	TSI	PRODUCTION AREAS, SW AREA OF BLDG	460 LH. FT.	MODERATE	OSM PROG	6	\$ 9,200
370	02 PF, PIPE FITTING	TSI	PRODUCTION AREAS, SW AREA OF BLDG	30 EACH	MODERATE	OSM PROG	6	\$ 1,500
370	03 P1, PIPE RUN/RISER INSULATION, DOMESTIC WATER, CARDBOARD	TSI	PRODUCTION AREAS, SW AREA OF BLDG	370 LH. FT.	MODERATE	OSM PROG	6	\$ 2,940
370	24 T1, TANK INSULATION	TSI	EAST MECHANICAL ROOM	18 SQ. FT.	MODERATE	OSM PROG	6	\$ 1,500
370	26 PF, PIPE FITTING	TSI	EAST MECHANICAL ROOM	30 SQ. FT.	MODERATE	OSM PROG	6	\$ 1,500
S-2266	05 GS, GASKET	MISC	MECHANICAL ROOM	1 SQ. FT.	LOW	OSM PROG	6	\$ 1,500
S-444-M	01 CT, CEILING TILE, 2'X 4',	MISC	SHOP AREA	1056 SQ. FT.	MODERATE	REMOVAL	7	\$10,560
13	02 P1, PIPE RUN/RISER INSULATION	TSI	FURNACE ROOM	4 LH. FT.	LOW	OSM PROG	7	\$ 1,500
1466	08 PF, PIPE FITTING	TSI	RESTROOM	2 EACH	LOW	OSM PROG	7	\$ 1,500
2357	02 PF, PIPE FITTING	TSI	WASHROOM AND MENS ROOM	14 EACH	MODERATE	OSM PROG	7	\$ 1,500
2357	04 P1, PIPE RUN/RISER INSULATION	TSI	MENS ROOM	11 LH. FT.	LOW	OSM PROG	7	\$ 1,500
2357	05 P1, PIPE RUN/RISER INSULATION	TSI	MENS ROOM	5 LH. FT.	MODERATE	OSM PROG	7	\$ 1,500
33	11 PF, PIPE FITTING	TSI	THROUGHOUT WAREHOUSE	97 EACH	MODERATE	OSM PROG	7	\$ 1,940
33	12 P1, PIPE RUN/RISER INSULATION	TSI	THROUGHOUT WAREHOUSE	1625 LH. FT.	MODERATE	OSM PROG	7	\$32,500
37	04 T1, TANK INSULATION	TSI	MEZZANINE	38 SQ. FT.	LOW	OSM PROG	7	\$ 1,500
37	08 P1, PIPE RUN/RISER INSULATION	TSI	NORTH BOILER ROOM	18 LH. FT.	LOW	OSM PROG	7	\$ 1,500
3700	04 PF, PIPE FITTING	TSI	THROUGHOUT BUILDING	23 EACH	LOW	OSM PROG	7	\$ 1,500
3872	01 PF, PIPE FITTING	TSI	BREAKROOM AND RESTROOM AREA	35 EACH	LOW	OSM PROG	7	\$ 1,500
43	06 P1, PIPE RUN/RISER INSULATION, STEAM,	TSI	THROUGHOUT WAREHOUSE	1380 LH. FT.	NON-FRIABLE	OSM PROG	7	\$27,600
43	07 PF, PIPE FITTING, STEAM,	TSI	THROUGHOUT WAREHOUSE	60 LH. FT.	MODERATE	OSM PROG	7	\$ 1,500
47	04 P1, PIPE RUN/RISER INSULATION, STEAM,	TSI	BATHROOM ADDITION	43 LH. FT./	MODERATE	OSM PROG	7	\$ 1,500
47	05 PF, PIPE FITTING, STEAM,	TSI	BATHROOM ADDITION	6 EACH	MODERATE	OSM PROG	7	\$ 1,500
5250	18 P1, PIPE RUN/RISER INSULATION	TSI	THROUGHOUT BUILDING	70 LH. FT./	NON-FRIABLE	OSM PROG	7	\$ 1,500

WLP-100

TABLE 2  
ACH Priority List

Bldg No.	Homogeneous Area		Mat. Cat.	Functional Space/Location	Quantity	Friability	Resp Action	Risk Index	Cost
	No.	Description							
5250	20	PF, PIPE FITTING	TSI	THROUGHOUT BUILDING	110 EACH	NON-FRIABLE	OSM PROG	7	\$ 1,500
S-247	24	PI, PIPE RUN/RISER INSULATION	TSI	THROUGHOUT BUILDING	150 LM. FT.	MODERATE	OSM PROG	7	\$ 1,500
S-247	25	PF, PIPE FITTING	TSI	THROUGHOUT BUILDING	30 EACH	MODERATE	OSM PROG	7	\$ 1,500
14	33	PF, PIPE FITTING	TSI	WORK AREA	5 EACH	MODERATE	OSM PROG	7	\$ 1,500
37	02	PF, PIPE FITTING	TSI	THROUGHOUT BUILDING	113 EACH	MODERATE	OSM PROG	7	\$ 1,695
37	03	PF, PIPE FITTING	TSI	THROUGHOUT BUILDING	64 EACH	MODERATE	OSM PROG	7	\$ 1,500
37	63	PF, PIPE FITTING	TSI	TRANS TESTCELL AND GENERATOR RM	51 EACH	MODERATE	OSM PROG	7	\$ 1,500
42	16	PI, PIPE RUN/RISER INSULATION, STEAM,	TSI	THROUGHOUT WAREHOUSE	1640 LM. FT.	MODERATE	OSM PROG	7	\$32,800
42	17	PF, PIPE FITTING, STEAM,	TSI	THROUGHOUT WAREHOUSE	107 EACH	MODERATE	OSM PROG	7	\$ 2,140
424	27	PF, PIPE FITTING	TSI	MIDDLE BAY AREA BREAK ROOM	7 EACH	MODERATE	OSM PROG	7	\$ 1,500
426	03	PI, PIPE RUN/RISER INSULATION, STEAM, PRE-FORMED	TSI	BREAKROOM AND OFFICE	30 LM. FT.	MODERATE	OSM PROG	7	\$ 1,500
4341	01	PF, PIPE FITTING, STEAM,	TSI	THROUGHOUT BUILDING	20 EACH	NON-FRIABLE	OSM PROG	7	\$ 1,500
5	07	S-JC, SPACKLE/JOINT COMPOUND	MISC	OFFICE AREA ON NORTH END	7410 SQ. FT.	LOW	OSM PROG	7	\$37,050
51	09	PI, PIPE RUN/RISER INSULATION, STEAM, PREFORMED	TSI	THROUGHOUT WAREHOUSE	920 LM. FT.	LOW	OSM PROG	7	\$10,400
51	11	PF, PIPE FITTING, STEAM, ON FIBERGLASS SLV.	TSI	NORTH SIDE OF WAREHOUSE	37 EACH	LOW	OSM PROG	7	\$ 1,500
S-618	02	S-JC, SPACKLE/JOINT COMPOUND	MISC	THROUGHOUT BLDG	13300 SQ. FT.	LOW	OSM PROG	7	\$66,500
S-628	08	PI, PIPE RUN/RISER INSULATION	TSI	THROUGHOUT 1ST FLOOR	63 LM. FT.	NON-FRIABLE	OSM PROG	7	\$ 1,500
19	01	PI, PIPE RUN/RISER INSULATION, STEAM,	TSI	THROUGHOUT BUILDING	670 LM. FT.	LOW	OSM PROG	7	\$10,050
19	05	PF, PIPE FITTING, STEAM,	TSI	THROUGHOUT BUILDING	20 EACH	MODERATE	OSM PROG	7	\$ 1,500
4755	07	PF, PIPE FITTING	TSI	EAST WALL	25 EACH	LOW	OSM PROG	7	\$ 1,500
5647	06	PF, PIPE FITTING	TSI	THROUGHOUT BUILDING	15 EACH	LOW	OSM PROG	7	\$ 1,500
683	05	PI, PIPE FITTING	TSI	THROUGHOUT BUILDING	7 EACH	LOW	OSM PROG	7	\$ 1,500
683	12	PI, PIPE RUN/RISER INSULATION	TSI	THROUGHOUT BUILDING	80 LM. FT.	MODERATE	OSM PROG	7	\$ 1,500

DCR-EM

TABLE 2  
ACH Priority List

Bldg No.	Homogeneous Area		Mat. Cnt.	Functional Space/Location	Quantity	Friability	Resp Action	Risk Index	Cost
	No.	Description							
12	10	PF, PIPE FITTING, STEAM, FIBERGLASS SLEEVE	TSI	BOILER ROOM	6 EACH	LOW	OSM PROG	7	\$ 1,500
12	14	PF, PIPE FITTING, STEAM, PRE-FORMED	TSI	BOILER ROOM	2 EACH	HIGH	OSM PROG	7	\$ 1,500
12	16	PI, PIPE RUN/RISER INSULATION, STEAM, PRE-FORMED	TSI	BOILER ROOM	39 LN. FT.	HIGH	OSM PROG	7	\$ 1,500
12	17	PF, PIPE FITTING, STEAM, PRE-FORMED	TSI	BOILER ROOM	8 EACH	HIGH	OSM PROG	7	\$ 1,500
12	18	PF, PIPE FITTING, HOT WATER SUPPLY, AIRCELL	TSI	BOILER ROOM	4 EACH	MODERATE	OSM PROG	7	\$ 1,500
1456	01	PI, PIPE RUN/RISER INSULATION	TSI	EAST BAY SMALL FIREWALL	6 LN. FT.	MODERATE	OSM PROG	7	\$ 1,500
1461	02	GS, GASKET	MISC	MACHINICAL ROOM	1 LN. FT.	LOW	OSM PROG	7	\$ 1,500
2279	10	GS, GASKET	MISC	BASEMENT	1 LN. FT.	LOW	OSM PROG	7	\$ 1,500
2279	12	PI, PIPE RUN/RISER INSULATION	TSI	NORTHWEST BASEMENT CORNER	1 LN. FT.	MODERATE	OSM PROG	7	\$ 1,500
2620	03	RC, REFRACTORY CEMENT	MISC	WEST WALL	1 SQ. FT.	MODERATE	OSM PROG	7	\$ 1,500
3252	01	PI, PIPE RUN/RISER INSULATION	TSI	WEST SIDE OF BOILER	20 LN. FT.	LOW	OSM PROG	7	\$ 1,500
3252	02	BB, BOILER BREACHING	TSI	WEST SIDE OF BOILER	20 SQ. FT.	LOW	OSM PROG	7	\$ 1,500
3626	06	GS, GASKET	MISC	BOILER ROOM	18 LN. FT.	LOW	OSM PROG	7	\$ 1,500
370	09	DCC, DUCT CONNECTION CLOTH	MISC	AHU ROOM	50 LN. FT.	LOW	OSM PROG	7	\$ 1,500
370	25	TI, TANK INSULATION	TSI	EAST MECHANICAL ROOM	4 SQ. FT.	MODERATE	OSM PROG	7	\$ 1,500
370	28	TI, TANK INSULATION	TSI	EAST MECHANICAL ROOM	4 SQ. FT.	MODERATE	OSM PROG	7	\$ 1,500
3810	01	PF, PIPE FITTING	TSI	BOILER ROOM	55 EACH	NON-FRIABLE	OSM PROG	7	\$ 1,500
3812	07	TI, TANK INSULATION	TSI	BOILER ROOM PRESSURE TANK	170 SQ. FT.	LOW	OSM PROG	7	\$ 1,700
3812	08	PF, PIPE FITTING	TSI	BOILER ROOM	34 EACH	LOW	OSM PROG	7	\$ 1,500
47	08	RC, REFRACTORY CEMENT	MISC	BATHROOM ADDITION	3 SQ. FT.	LOW	OSM PROG	7	\$ 1,500
5249	03	PI, PIPE RUN/RISER INSULATION	TSI	WEST WALL	14 LN. FT.	MODERATE	OSM PROG	7	\$ 1,500
5250	29	PF, PIPE FITTING	TSI	FURNACE ROOM	3 EACH	NON-FRIABLE	OSM PROG	7	\$ 1,500
S-267	01	PF, PIPE FITTING	TSI	BOILER ROOM	5 EACH	MODERATE	OSM PROG	7	\$ 1,500

7710-2144

TABLE 2  
ACM Priority List

Bldg No.	Homogeneous Area		Mat. Cat.	Functional Space/Location	Quantity	Friability	Resp Action	Risk Index	Cost
	No.	Description							
S-3237	16	PT, PIPE FITTING, STEAM,	TSI	HOBBY SHOP	5 EACH	LOW	OSH PROG	7	\$ 1,500
S-3311	16	PI, PIPE RUN/RISER INSULATION	TSI	BOILER ROOM	1 LN. FT.	HIGH	OSH PROG	7	\$ 1,500
S-523	22	PF, PIPE FITTING	TSI	CRANKSPACE	40 EACH	LOW	OSH PROG	7	\$ 1,500
S-939	34	RC, REFRACTORY CEMENT	MISC	BOILER ROOM	2 SQ. FT.	MODERATE	OSH PROG	7	\$ 1,500
S-637	06	PT, PIPE RUN/RISER INSULATION	TSI	CONFESIONAL, NORTHEAST CORNER	10 LN. FT.	LOW	OSH PROG	7	\$ 1,500
S-637	14	PI, PIPE RUN/RISER INSULATION	TSI	CRANKSPACE OF CHURCH	20 LN. FT.	MODERATE	OSH PROG	7	\$ 1,500
370	01	PI, PIPE RUN/RISER INSULATION	TSI	RESTROOM CRANKSPACE SW AREA OF BLDG	80 LN. FT.	MODERATE	OSH PROG	7	\$ 1,500
370	01	PI, PIPE RUN/RISER INSULATION	TSI	ABOVE GYP CEILINGS SW AREA OF BLDG	620 LN. FT.	MODERATE	OSH PROG	7	\$12,400
370	02	PF, PIPE FITTING	TSI	RESTROOM CRANKSPACE SW AREA OF BLDG	25 EACH	MODERATE	OSH PROG	7	\$ 1,500
370	02	PF, PIPE FITTING	TSI	ABOVE GYP CEILINGS SW AREA OF BLDG	50 EACH	MODERATE	OSH PROG	7	\$ 1,500
370	03	PI, PIPE RUN/RISER INSULATION, DOMESTIC WATER, CARDBOARD	TSI	RESTROOM CRANKSPACE SW AREA OF BLDG	100 LN. FT.	MODERATE	OSH PROG	7	\$ 1,500
370	03	PI, PIPE RUN/RISER INSULATION, DOMESTIC WATER, CARDBOARD	TSI	ABOVE GYP CEILING SW AREA OF BLDG	620 LN. FT.	MODERATE	OSH PROG	7	\$ 4,960
S-330	17	AFT, 9X9 FLOOR TILE	MISC	SMOKE BREAK ROOM	300 SQ. FT.	NON-FRIABLE	REMOVAL	8	\$ 1,500
225	03	CAB, CEMENT ASBESTOS BOARD	MISC	NORTH BOILER STACK	48 SQ. FT.	NON-FRIABLE	REMOVAL	8	\$ 1,500
225	09	CAB, CEMENT ASBESTOS BOARD	MISC	CENTRAL BOILER	48 SQ. FT.	NON-FRIABLE	REMOVAL	8	\$ 1,500
225	13	CAB, CEMENT ASBESTOS BOARD	MISC	SOUTH BOILER	48 SQ. FT.	NON-FRIABLE	REMOVAL	8	\$ 1,500
2761	02	OTH, THERMAL INSULATION	MISC	SQUARE PIPE IN ADJACENT SHED	10 LN. FT.	NON-FRIABLE	REMOVAL	8	\$ 1,500
3810	09	CAB, CEMENT ASBESTOS BOARD	MISC	EXTERIOR OF BUILDING IN GROUND	100 LN. FT.	NON-FRIABLE	REMOVAL	8	\$ 1,500
3812	16	CAB, CEMENT ASBESTOS BOARD	MISC	MENS LOCKER ROOM	150 LN. FT.	NON-FRIABLE	REMOVAL	8	\$ 1,500
1-2325	01	AFT, 9X9 FLOOR TILE	MISC	THROUGHOUT BUILDING	357 SQ. FT.	NON-FRIABLE	REMOVAL	8	\$ 1,500
1656	03	AFT, 9X9 FLOOR TILE	MISC	WEST BAY	5100 SQ. FT.	NON-FRIABLE	REPAIR	8	\$15,300
431	17	CAB, CEMENT ASBESTOS BOARD	MISC	PURPHOUSE EXT DOORS	1884 SQ. FT.	NON-FRIABLE	REPAIR	8	\$ 9,420
4341	10	CAB, CEMENT ASBESTOS BOARD	MISC	LUNCH ROOM	6 SQ. FT.,	NON-FRIABLE	REPAIR	8	\$ 1,500

DDI-1110

TABLE 2  
ACM Priority List

Bldg No.	Homogeneous Area		Mat. Cat.	Functional Space/Location	Quantity	Friability	Resp Action	Risk Index	Cost
	No.	Description							
370	15	VF , VINYL FLOORING	MISC	WHITE OFFICE ROOM	24 SQ. FT.	NON-FRIABLE	REPAIR	8	\$ 1,500
2380	07	CAB , CEMENT ASBESTOS BOARD	MISC	THROUGHOUT BUILDING	2020 SQ. FT.	NON-FRIABLE	REPAIR	8	\$14,100
2387	04	CAB , CEMENT ASBESTOS BOARD	MISC	TUNNEL ROOF	1440 SQ. FT.	NON-FRIABLE	REPAIR	8	\$ 7,200
3231	01	CAB , CEMENT ASBESTOS BOARD	MISC	BASEMENT	16 SQ. FT.	NON-FRIABLE	REPAIR	8	\$ 1,500
S-412	13	CAB , CEMENT ASBESTOS BOARD	MISC	BOILER ROOM	536 SQ. FT.	NON-FRIABLE	REPAIR	8	\$ 2,688
1-398	02	CAB , CEMENT ASBESTOS BOARD	MISC	EAST SIDE CEILING AND STACK	192 SQ. FT.	NON-FRIABLE	O&M PROG	8	\$ 1,500
1-44	02	CAB , CEMENT ASBESTOS BOARD	MISC	CEILING	32 SQ. FT.	NON-FRIABLE	O&M PROG	8	\$ 1,500
1-8	02	RC , REFRACTORY CEMENT	MISC	MENS ROOM	1 SQ. FT.	NON-FRIABLE	O&M PROG	8	\$ 1,500
1-N	15	FTM , 12X12 FLOOR TILE MASTIC	MISC	GUN SHOP TEMP OFFICE	144 SQUARE FT	NON-FRIABLE	O&M PROG	8	\$ 1,500
11	03	AFT , 9X9 FLOOR TILE	MISC	OFFICE	180 SQ. FT.	NON-FRIABLE	O&M PROG	8	\$ 1,500
11	04	AFIM , 9X9 FLOOR TILE MASTIC	MISC	OFFICE	180 SQ. FT.	NON-FRIABLE	O&M PROG	8	\$ 1,500
11	05	CAB , CEMENT ASBESTOS BOARD	MISC	DOORS AND PUMPHOUSE	2028 SQ. FT.	NON-FRIABLE	O&M PROG	8	\$10,140
13	12	CAB , CEMENT ASBESTOS BOARD	MISC	EXTERIOR DOOR	144 SQ. FT.	NON-FRIABLE	O&M PROG	8	\$ 1,500
1398	08	AFT , 9X9 FLOOR TILE	MISC	SECOND FLOOR	896 SQ. FT.	NON-FRIABLE	O&M PROG	8	\$ 2,688
1398	09	AFIM , 9X9 FLOOR TILE MASTIC	MISC	SECOND FLOOR	896 SQ. FT.	NON-FRIABLE	O&M PROG	8	\$ 1,792
14	18	VF , VINYL FLOORING	MISC	RADIOACTIVE AREA	255 SQ. FT.	NON-FRIABLE	O&M PROG	8	\$ 1,500
14	19	VFB , VINYL FLOORING BASE	MISC	RADIOACTIVE AREA	255 SQ. FT.	NON-FRIABLE	O&M PROG	8	\$ 1,500
14	20	VF , VINYL FLOORING	MISC	RADIOACTIVE AREA	361 SQ. FT.	NON-FRIABLE	O&M PROG	8	\$ 1,500
14	21	VFB , VINYL FLOORING BASE	MISC	RADIOACTIVE AREA	361 SQ. FT.	NON-FRIABLE	O&M PROG	8	\$ 1,500
1456	04	AFIM , 9X9 FLOOR TILE MASTIC	MISC	WEST BAY	5100 SQ. FT.	NON-FRIABLE	O&M PROG	8	\$10,200
1465	01	CAB , CEMENT ASBESTOS BOARD	MISC	CEILING	10550 SQ. FT.	NON-FRIABLE	O&M PROG	8	\$52,750
1465	02	AFT , 9X9 FLOOR TILE	MISC	OFFICE	308 SQ. FT.	NON-FRIABLE	O&M PROG	8	\$ 1,500
1465	03	AFIM , 9X9 FLOOR TILE MASTIC	MISC	OFFICE	308 SQ. FT.	NON-FRIABLE	O&M PROG	8	\$ 1,500



pm 11 0 1 3 0

TABLE 2  
ACH Priority List

Bldg No.	Homogeneous Area		Nat. Cat.	Functional Space/Location	Quantity	Fr-ability	Resp Action	Risk Index	Cost
	No.	Description							
1466	01	AFT, 9X9 FLOOR TILE	MISC	NORTHWEST OFFICE	128 SQ. FT.	NON-FRIABLE	OWN PROC	0	\$ 1,500
1466	02	AFTN, 9X9 FLOOR TILE MASTIC	MISC	NORTHWEST OFFICE	128 SQ. FT.	NON-FRIABLE	OWN PROC	0	\$ 1,500
1466	03	AFT, 9X9 FLOOR TILE	MISC	SOUTHWEST OFFICE	152 SQ. FT.	NON-FRIABLE	OWN PROC	0	\$ 1,500
1466	04	AFTN, 9X9 FLOOR TILE MASTIC	MISC	SOUTHWEST OFFICE	152 SQ. FT.	NON-FRIABLE	OWN PROC	0	\$ 1,500
1466	05	AFT, 9X9 FLOOR TILE	MISC	RESTROOMS	283 SQ. FT.	NON-FRIABLE	OWN PROC	0	\$ 1,500
1466	06	AFTN, 9X9 FLOOR TILE MASTIC	MISC	RESTROOMS	283 SQ. FT.	NON-FRIABLE	OWN PROC	0	\$ 1,500
227	03	AFT, 9X9 FLOOR TILE	MISC	WORKSHOP	639 SQ. FT.	NON-FRIABLE	OWN PROC	0	\$ 1,899
227	06	AFTN, 9X9 FLOOR TILE MASTIC	MISC	WORKSHOP	639 SQ. FT.	NON-FRIABLE	OWN PROC	0	\$ 1,500
2279	14	AFT, 9X9 FLOOR TILE	MISC	KITCHEN AND BATHROOMS	256 SQ. FT.	NON-FRIABLE	OWN PROC	0	\$ 1,500
2279	15	AFTN, 9X9 FLOOR TILE MASTIC	MISC	KITCHEN AND BATHROOMS	256 SQ. FT.	NON-FRIABLE	OWN PROC	0	\$ 1,500
2323	12	AFT, 9X9 FLOOR TILE	MISC	SECOND FLOOR	1760 SQ. FT.	NON-FRIABLE	OWN PROC	0	\$ 3,840
2323	13	AFTN, 9X9 FLOOR TILE MASTIC	MISC	SECOND FLOOR	1760 SQ. FT.	NON-FRIABLE	OWN PROC	0	\$ 2,560
2323	14	AFT, 9X9 FLOOR TILE	MISC	1ST FLOOR CLOSET	16 SQ. FT.	NON-FRIABLE	OWN PROC	0	\$ 1,500
2323	15	AFTN, 9X9 FLOOR TILE MASTIC	MISC	1ST FLOOR CLOSET	16 SQ. FT.	NON-FRIABLE	OWN PROC	0	\$ 1,500
2323	16	AFT, 9X9 FLOOR TILE	MISC	LAUNDRY ROOM	60 SQ. FT.	NON-FRIABLE	OWN PROC	0	\$ 1,500
2323	17	AFTN, 9X9 FLOOR TILE MASTIC	MISC	LAUNDRY ROOM	60 SQ. FT.	NON-FRIABLE	OWN PROC	0	\$ 1,500
2326	01	FT. 12X12 FLOOR TILE, 3/8" 1, WHITE	MISC	LAB	294 SQ. FT.	NON-FRIABLE	OWN PROC	0	\$ 1,500
2357	01	CAB, CEMENT ASPHALT BOARD	MISC	THROUGHOUT BUILDING	639 SQ. FT.	NON-FRIABLE	OWN PROC	0	\$ 3,150
2357	06	AFT, 9X9 FLOOR TILE	MISC	SOUTH SIDE OF BUILDING	160 SQUARE FT. NON-FRIABLE	OWN PROC	OWN PROC	0	\$ 1,500
2357	07	AFTN, 9X9 FLOOR TILE MASTIC	MISC	SOUTH SIDE OF BUILDING	160 SQUARE FT. NON-FRIABLE	OWN PROC	OWN PROC	0	\$ 1,500
2380	05	AFT, 9X9 FLOOR TILE	MISC	THROUGHOUT BUILDING	1620 SQ. FT.	NON-FRIABLE	OWN PROC	0	\$ 4,660
2380	06	AFTN, 9X9 FLOOR TILE MASTIC	MISC	THROUGHOUT BUILDING	1620 SQ. FT.	NON-FRIABLE	OWN PROC	0	\$ 3,240
31	01	CAB, CEMENT ASPHALT BOARD	MISC	THROUGHOUT BUILDING	3652 SQ. FT.	NON-FRIABLE	OWN PROC	0	\$ 25,260

7111-D-1111

TABLE 2  
ACM Priority List

Slag No.	Homogeneous Area Description	Mat. Cat.	Functional Space/Location	Quantity	Reliability	Resp Action	Risk Index	Cost
31	03 ATT, 9X9 FLOOR TILE	MISC	OFFICE	167 SQ. FT.	NON-FRAGILE	OHM PROG	6	\$ 1,500
31	04 AFM, 9X9 FLOOR TILE MASTIC	MISC	OFFICE	167 SQ. FT.	NON-FRAGILE	OHM PROG	6	\$ 1,500
32	01 CM, CEMENT ASBESTOS BOARD	MISC	THROUGHOUT BUILDING	5928 SQ. FT.	NON-FRAGILE	OHM PROG	6	\$29,620
320	22 FT, 12X12 FLOOR TILE	MISC	MEBS RESTROOM	1070 SQ. FT.	NON-FRAGILE	OHM PROG	6	\$ 3,210
320	28 FT, 12X12 FLOOR TILE	MISC	GENERAL OFFICE Foyer	80 SQ. FT.	NON-FRAGILE	OHM PROG	6	\$ 1,500
320	32 FT, 12X12 FLOOR TILE	MISC	LOCKERS LOUNGE	96 SQ. FT.	NON-FRAGILE	OHM PRDG	4	\$ 1,500
3231	10 ATT, 9X9 FLOOR TILE	MISC	KITCHEN	170 SQ. FT.	NON-FRAGILE	OHM PROG	3	\$ 1,500
3244	01 ATT, 9X9 FLOOR TILE	MISC	2ND FLOOR WEST	468 SQ. FT.	NON-FRAGILE	OHM PRDG	5	\$ 1,500
3244	02 AFM, 9X9 FLOOR TILE MASTIC	MISC	2ND FLOOR WEST	468 SQ. FT.	NON-FRAGILE	OHM PRDG	5	\$ 1,500
3244	03 ATT, 9X9 FLOOR TILE	MISC	WEST ATTIC AND FRONT PORCH	656 SQ. FT.	NON-FRAGILE	OHM PRDG	6	\$ 1,900
3244	04 AFM, 9X9 FLOOR TILE MASTIC	MISC	WEST ATTIC AND FRONT PORCH	656 SQ. FT.	NON-FRAGILE	OHM PRDG	6	\$ 1,500
3244	07 VT, VINYL FLOORING	MISC	WEST KITCHEN	144 SQ. FT.	NON-FRAGILE	OHM PRDG	6	\$ 1,500
3244	08 SJC, SPACKLE/JOINT COMPOUND	MISC	WEST KITCHEN AND ATTIC	722 SQ. FT.	NON-FRAGILE	OHM PRDG	6	\$ 3,610
3244	17 VP, VINYL FLOORING	MISC	EAST KITCHEN	180 SQ. FT.	NON-FRAGILE	OHM PRDG	6	\$ 1,500
3244	21 SJC, SPACKLE/JOINT COMPOUND	MISC	THROUGHOUT EAST SIDE	3088 SQ. FT.	NON-FRAGILE	OHM PRDG	6	\$15,800
3244	22 WB, WALL BOARD (GYPSUM TYPE)	MISC	THROUGHOUT EAST SIDE	3088 SQ. FT.	NON-FRAGILE	OHM PRDG	6	\$15,800
3244	23 ATT, 9X9 FLOOR TILE	MISC	EAST ATTIC	729 SQ. FT.	NON-FRAGILE	OHM PRDG	6	\$ 2,187
3244	24 AFM, 9X9 FLOOR TILE MASTIC	MISC	EAST ATTIC	729 SQ. FT.	NON-FRAGILE	OHM PRDG	6	\$ 1,500
3244	25 ATT, 9X9 FLOOR TILE	MISC	EAST FRONT PORCH	80 SQ. FT.	NON-FRAGILE	OHM PRDG	6	\$ 1,500
3244	26 AFM, 9X9 FLOOR TILE MASTIC	MISC	EAST FRONT PORCH	80 SQ. FT.	NON-FRAGILE	OHM PRDG	6	\$ 1,500
3244	27 ATT, 9X9 FLOOR TILE	MISC	EAST SECOND FLOOR	649 SQ. FT.	NON-FRAGILE	OHM PRDG	6	\$ 1,947
3244	28 AFM, 9X9 FLOOR TILE MASTIC	MISC	EAST SECOND FLOOR	649 SQ. FT.	NON-FRAGILE	OHM PRDG	6	\$ 1,500
33	03 CM, CEMENT ASBESTOS BOARD	MISC	PUMPHOUSE, DOORS, AND TRUSS	5064 SQ. FT.	NON-FRAGILE	OHM PRDG	6	\$29,320

MA-0100

TABLE 2  
ACH Priority List

Bldg No.	Homogeneous Area		Mat. Cat.	Functional Space/Location	Quantity	Friability	Resp Action	Risk Index	Cost
	No.	Description							
33	10	VF, VINYL FLOORING	MISC	WAREHOUSE OFFICE	100 SQ. FT.	NON-FRIABLE	O&M PROG	8	\$ 1,500
34	01	CA9, CEMENT ASBESTOS BOARD	MISC	THROUGHOUT BUILDING	5344 SQ. FT.	NON-FRIABLE	O&M PROG	8	\$ 26,720
34	02	VF, VINYL FLOORING	MISC	MIDDLE OFFICE	120 SQ. FT.	NON-FRIABLE	O&M PROG	8	\$ 1,500
34	03	AF1, 9X9 FLOOR TILE	MISC	OFFICE	905 SQ. FT.	NON-FRIABLE	O&M PROG	8	\$ 1,500
34	04	AF1M, 9X9 FLOOR TILE MASTIC	MISC	OFFICE	105 SQ. FT.	NON-FRIABLE	O&M PROG	8	\$ 1,500
350	10	AF1, 9X9 FLOOR TILE	MISC	NEWS RESTROOM BY DOOR 4	320 SQ. FT.	NON-FRIABLE	O&M PROG	8	\$ 1,500
350	11	AF1M, 9X9 FLOOR TILE MASTIC	MISC	NEWS RESTROOM BY DOOR 4	320 SQ. FT.	NON-FRIABLE	O&M PROG	8	\$ 1,500
350	135	AF1M, 9X9 FLOOR TILE MASTIC	MISC	DISASSEMBLY SECTION OFFICE	120 SQ. FT.	NON-FRIABLE	O&M PROG	8	\$ 1,500
350	142	FT, 12X12 FLOOR TILE	MISC	PAINT AND PREP SECTION OFFICE	120 SQ. FT.	NON-FRIABLE	O&M PROG	8	\$ 1,500
350	146	AF1, 9X9 FLOOR TILE	MISC	DISASSEMBLY SECTION OFFICE	120 SQ. FT.	NON-FRIABLE	O&M PROG	8	\$ 1,500
350	148	FT, 12X12 FLOOR TILE	MISC	ARMOR WELDING SECTION OFFICE	120 SQ. FT.	NON-FRIABLE	O&M PROG	8	\$ 1,500
350	151	FT, 12X12 FLOOR TILE	MISC	SHEET METAL WELDING OFFICE	164 SQ. FT.	NON-FRIABLE	O&M PROG	8	\$ 1,500
350	23	FT, 12X12 FLOOR TILE	MISC	ARTILLERY OFFICE	480 SQ. FT.	NON-FRIABLE	O&M PROG	8	\$ 1,500
350	35	AF1, 9X9 FLOOR TILE	MISC	ANNEX SECOND FLOOR EQUIPMENT OFFICE	360 SQ. FT.	NON-FRIABLE	O&M PROG	8	\$ 1,500
350	36	AF1M, 9X9 FLOOR TILE MASTIC	MISC	ANNEX SECOND FLOOR EQUIPMENT OFFICE	360 SQ. FT.	NON-FRIABLE	O&M PROG	8	\$ 1,500
350	71	AF1, 9X9 FLOOR TILE	MISC	THROUGHOUT GUN CONTROL INSP POINT	879 SQ. FT.	NON-FRIABLE	O&M PROG	8	\$ 2,637
350	72	AF1M, 9X9 FLOOR TILE MASTIC	MISC	THROUGHOUT GUN CONTROL INSP POINT	879 SQ. FT.	NON-FRIABLE	O&M PROG	8	\$ 1,750
350	77	FT, 12X12 FLOOR TILE	MISC	MACHINE OFFICE 2ND LEVEL	144 SQ. FT.	NON-FRIABLE	O&M PROG	8	\$ 1,500
350	78	FTM, 12X12 FLOOR TILE MASTIC	MISC	MACHINE OFFICE 2ND LEVEL	144 SQ. FT.	NON-FRIABLE	O&M PROG	8	\$ 1,500
350	81	AF1, 9X9 FLOOR TILE	MISC	1ST LEVEL OFFICE	166 SQ. FT.	NON-FRIABLE	O&M PROG	8	\$ 1,500
350	82	AF1M, 9X9 FLOOR TILE MASTIC	MISC	1ST LEVEL OFFICE	166 SQ. FT.	NON-FRIABLE	O&M PROG	8	\$ 1,500
350	85	AF1, 9X9 FLOOR TILE	MISC	PALADIN OFFICE BY DOOR 6	100 SQ. FT.	NON-FRIABLE	O&M PROG	8	\$ 1,500
350	86	AF1M, 9X9 FLOOR TILE MASTIC	MISC	PALADIN OFFICE BY DOOR 6	100 SQ. FT.	NON-FRIABLE	O&M PROG	8	\$ 1,500

DDCP-100

TABLE 2  
ACB Priority List

Bid No.	Homogeneous Area		Mat. Cat.	Functional Spec/Location	Quantity	Friability	Resp Action	Risk Index	Cost
	No.	Description							
350	87	AF1, 9x9 FLOOR TILE	MISC	LIBRARY AND QUALITY OFFICE	1359 SQ. FT.	NON-FRIABLE	OWN PROG	0	\$ 4,077
350	88	AF14, 9x9 FLOOR TILE MASTIC	MISC	LIBRARY AND QUALITY OFFICE	1359 SQ. FT.	NON-FRIABLE	OWN PROG	0	\$ 2,778
370	41	FT, 12x12 FLOOR TILE	MISC	CLEANING AND PLAYING OFFICE	128 SQ. FT.	NON-FRIABLE	OWN PROG	0	\$ 1,500
370	45	FT, 12x12 FLOOR TILE	MISC	MISSILE ASSEMBLY OFFICE	60 SQ. FT.	NON-FRIABLE	OWN PROG	0	\$ 1,500
370	46	AF1, 9x9 FLOOR TILE	MISC	MISSILE ASSEMBLY OFFICE	140 SQ. FT.	NON-FRIABLE	OWN PROG	0	\$ 1,500
370	47	AF14, 9x9 FLOOR TILE MASTIC	MISC	MISSILE ASSEMBLY OFFICE	140 SQ. FT.	NON-FRIABLE	OWN PROG	0	\$ 1,500
370	79	AF1, 9x9 FLOOR TILE	MISC	ASB 2ND FLOOR OFFICE	608 SQ. FT.	NON-FRIABLE	OWN PROG	0	\$ 1,000
370	89	AF14, 9x9 FLOOR TILE MASTIC	MISC	ASB 2ND FLOOR OFFICE	608 SQ. FT.	NON-FRIABLE	OWN PROG	0	\$ 1,500
370	81	AF1, 9x9 FLOOR-TILE	MISC	2ND FLOOR SHACK BAR OFFICES	456 SQ. FT.	NON-FRIABLE	OWN PROG	0	\$ 1,500
370	82	AF14, 9x9 FLOOR TILE MASTIC	MISC	2ND FLOOR SHACK BAR OFFICES	456 SQ. FT.	NON-FRIABLE	OWN PROG	0	\$ 1,500
370	97	AF1, 9x9 FLOOR TILE	MISC	PAINT SECTION OFFICE	100 SQ. FT.	NON-FRIABLE	OWN PROG	0	\$ 1,500
370	98	AF14, 9x9 FLOOR TILE MASTIC	MISC	PAINT SECTION OFFICE	100 SQ. FT.	NON-FRIABLE	OWN PROG	0	\$ 1,500
3612	03	GDH, BASEBOARD MASTIC	MISC	LUNCHROOM AND OFFICE	170 LN. FT.	NON-FRIABLE	OWN PROG	0	\$ 1,500
3612	17	AF1, 9x9 FLOOR TILE	MISC	LUNCHROOM AND OFFICE	920 SQ. FT.	NON-FRIABLE	OWN PROG	0	\$ 2,784
3612	18	AF14, 9x9 FLOOR TILE MASTIC	MISC	LUNCHROOM AND OFFICE	920 SQ. FT.	NON-FRIABLE	OWN PROG	0	\$ 1,836
403	02	AF1, 9x9 FLOOR TILE	MISC	OFFICE AND LUNCHROOM	2000 SQ. FT.	NON-FRIABLE	OWN PROG	0	\$ 6,000
403	03	AF14, 9x9 FLOOR TILE MASTIC	MISC	WORKSHOP	2000 SQ. FT.	NON-FRIABLE	OWN PROG	0	\$ 4,000
41	81	CAB, CEMENT ASBESTOS BOARD	MISC	WORKSHOP	5202 SQ. FT.	NON-FRIABLE	OWN PROG	0	\$26,010
41	04	AF9, 9x9 FLOOR TILE	MISC	OFFICE	165 SQ. FT.	NON-FRIABLE	OWN PROG	0	\$ 1,500
41	05	AF14, 9x9 FLOOR TILE MASTIC	MISC	OFFICE	165 SQ. FT.	NON-FRIABLE	OWN PROG	0	\$ 1,500
421	17	AF1, 9x9 FLOOR TILE	MISC	REMOTE SITE OFFICE	560 SQ. FT.	NON-FRIABLE	OWN PROG	0	\$ 1,480
421	18	AF14, 9x9 FLOOR TILE MASTIC	MISC	REMOTE SITE OFFICE	560 SQ. FT.	NON-FRIABLE	OWN PROG	0	\$ 1,500
425	01	AF1, 9x9 FLOOR TILE	MISC	THROUGHOUT BUILDING	400 SQ. FT.	NON-FRIABLE	OWN PROG	0	\$ 1,500

DDP-KM

TABLE 2  
ACN Priority List

Bldg No.	Remediation Area	No.	Description	Misc. Cat.	Functional Space/Location	Quantity	Feasibility	Resp Action	Risk Index	Cost
125		02	4FTM, 9X9 FLOOR TILE MASTIC	MISC	THROUGHOUT BUILDING	400 SQ. FT.	NON-FRAGILE	GRM PRCG	0	\$ 1,500
126		07	4FT, 9X9 FLOOR TILE	MISC	THROUGHOUT BUILDING	1000 SQ. FT.	NON-FRAGILE	GRM PRCG	0	\$ 5,000
428		08	4FTM, 9X9 FLOOR TILE MASTIC	MISC	THROUGHOUT BUILDING	1000 SQ. FT.	NON-FRAGILE	GRM PRCG	0	\$ 3,000
43		02	CM8, CEMENT ASBESTOS BOARD	MISC	DOORS, PUMPHSE, VENTS, JOIST, STACKS	157 SQ. FT.	NON-FRAGILE	GRM PRCG	0	\$25,785
44		01	CM8, CEMENT ASBESTOS BOARD	MISC	THROUGHOUT BUILDING AND EXTERIOR	3584 SQ. FT.	NON-FRAGILE	GRM PRCG	0	\$17,928
441		02	CM8, CEMENT ASBESTOS BOARD	MISC	THROUGHOUT BUILDING EXT DOORS	2256 SQ. FT.	NON-FRAGILE	GRM PRCG	0	\$11,280
459		01	4FT, 9X9 FLOOR TILE	MISC	OFFICE AND REST ROOM	170 SQ. FT.	NON-FRAGILE	GRM PRCG	0	\$ 1,500
459		02	4FTM, 9X9 FLOOR TILE MASTIC	MISC	OFFICE AND REST ROOM	170 SQ. FT.	NON-FRAGILE	GRM PRCG	0	\$ 1,500
47		03	CM8, CEMENT ASBESTOS BOARD	MISC	TRASHES DOORS AND PUMPHUSES	3600 SQ. FT.	NON-FRAGILE	GRM PRCG	0	\$18,300
47		11	4FT, 9X9 FLOOR TILE	MISC	OFFICES	720 SQ. FT.	NON-FRAGILE	GRM PRCG	0	\$ 2,160
47		12	4FTM, 9X9 FLOOR TILE MASTIC	MISC	OFFICES	720 SQ. FT.	NON-FRAGILE	GRM PRCG	0	\$ 1,500
47-1		03	4FT, 9X9 FLOOR TILE	MISC	THROUGHOUT BUILDING	304 SQ. FT.	NON-FRAGILE	GRM PRCG	0	\$ 1,500
47-1		04	4FTM, 9X9 FLOOR TILE MASTIC	MISC	THROUGHOUT BUILDING	304 SQ. FT.	NON-FRAGILE	GRM PRCG	0	\$ 1,500
4755		08	MC, REFRACTORY CEMENT	MISC	SANDBLAST AREA	5 SQ. FT.	NON-FRAGILE	GRM PRCG	0	\$ 1,500
5		14	SJC, SPACKLE/JOINT COMPOUND	MISC	COMPUTER ROOM	2112 SQ. FT.	NON-FRAGILE	GRM PRCG	0	\$10,560
5		15	FT, 12X12 FLOOR TILE	MISC	COMPUTER ROOM	1920 SQ. FT.	NON-FRAGILE	GRM PRCG	0	\$ 7,760
5		16	FTM, 12X12 FLOOR TILE MASTIC	MISC	COMPUTER ROOM	1920 SQ. FT.	NON-FRAGILE	GRM PRCG	0	\$ 3,840
5		19	DCC, DUCT CONNECTION CLOTH	MISC	COMPUTER ROOM	30 LB. CT.	NON-FRAGILE	GRM PRCG	0	\$ 1,500
5		21	SJC, SPACKLE/JOINT COMPOUND	MISC	2ND FLOOR, UNDER CARPET	100 SQ. FT.	NON-FRAGILE	GRM PRCG	0	\$ 1,500
503		04	4FT, 9X9 FLOOR TILE	MISC	2ND FLOOR, UNDER CARPET	790 SQ. FT.	NON-FRAGILE	GRM PRCG	0	\$ 2,370
503		05	4FTM, 9X9 FLOOR TILE MASTIC	MISC	2ND FLOOR	790 SQ. FT.	NON-FRAGILE	GRM PRCG	0	\$ 1,500
505		04	VF, VINYL FLOORING	MISC	BATHROOM	30 SQ. FT.	NON-FRAGILE	GRM PRCG	0	\$ 1,500
505		05	VF8, VINYL FLOORING BASE	MISC	BATHROOM	30 SQ. FT.	NON-FRAGILE	GRM PRCG	0	\$ 1,500

DDCP-KM

TABLE 2  
ACM Priority List

Bldg No.	Mo.	Homogeneous Area Description	Misc. Cat.	Functional Space/Location	Quantity	Friability	Resp Action	Risk Index	Cost
505	15	AFT, 9X9 FLOOR TILE	MISC	THROUGHOUT SECOND FLOOR	1085 SQ. FT.	NON-FRIABLE	OHM PROG	0	\$ 3,253
505	16	AFTM, 9X9 FLOOR TILE MASTIC	MISC	THROUGHOUT SECOND FLOOR	1085 SQ. FT.	NON-FRIABLE	OHM PROG	0	\$ 2,178
505	17	AFT, 9X9 FLOOR TILE	MISC	KITCHEN	238 SQ. FT.	NON-FRIABLE	OHM PROG	0	\$ 1,500
505	18	AFTM, 9X9 FLOOR TILE MASTIC	MISC	KITCHEN	238 SQ. FT.	NON-FRIABLE	OHM PROG	0	\$ 1,500
511	04	AFT, 9X9 FLOOR TILE	MISC	THROUGHOUT BUILDING	462 SQ. FT.	NON-FRIABLE	OHM PROG	0	\$ 1,500
511	05	AFTM, 9X9 FLOOR TILE MASTIC	MISC	THROUGHOUT BUILDING	462 SQ. FT.	NON-FRIABLE	OHM PROG	0	\$ 1,500
52	01	CAB, CEMENT ASBESTOS BOARD	MISC	DOORS, TRUSS, AND PUMPHOUSE	6625 SQ. FT.	NON-FRIABLE	OHM PROG	0	\$23,125
52	03	AFT, 9X9 FLOOR TILE	MISC	OFFICES	217 SQ. FT.	NON-FRIABLE	OHM PROG	0	\$ 1,500
52	04	AFTM, 9X9 FLOOR TILE MASTIC	MISC	OFFICES	217 SQ. FT.	NON-FRIABLE	OHM PROG	0	\$ 1,500
5250	01	OTH, TAR	MISC	INSPECTION ROOM	6 LR. FT.	NON-FRIABLE	OHM PROG	0	\$ 1,500
5250	02	PM, PIPE MASTIC	MISC	THROUGHOUT BUILDING	800 LW. FT.	NON-FRIABLE	OHM PROG	0	\$ 2,000
5250	03	OTH, CLOTH WRAP	MISC	THROUGHOUT BUILDING	800 LW. FT.	NON-FRIABLE	OHM PROG	0	\$ 4,000
5250	05	FT, 12X12 FLOOR TILE	MISC	OFFICE AREA	574 SQ. FT.	NON-FRIABLE	OHM PROG	0	\$ 1,722
5250	06	FTM, 12X12 FLOOR TILE MASTIC	MISC	OFFICE AREA	574 SQ. FT.	NON-FRIABLE	OHM PROG	0	\$ 1,500
5250	09	FT, 12X12 FLOOR TILE	MISC	FILM STORAGE ROOM	90 SQ. FT.	NON-FRIABLE	OHM PROG	0	\$ 1,500
5250	11	FT, 12X12 FLOOR TILE	MISC	DARK ROOM	144 SQ. FT.	NON-FRIABLE	OHM PROG	0	\$ 2,800
5250	19	PM, PIPE MASTIC	MISC	FURNACE ROOM	808 LW. FT.	NON-FRIABLE	OHM PROG	0	\$ 1,500
5250	22	SDM, BASEBOARD MASTIC	MISC	OFFICE AREA	78 LW. FT.	NON-FRIABLE	OHM PROG	0	\$ 2,440
53	01	CAB, CEMENT ASBESTOS BOARD	MISC	WAREHOUSE DOORS AND TRUSS	5488 SQ. FT.	NON-FRIABLE	OHM PROG	0	\$ 1,500
5311	04	PM, PIPE MASTIC	MISC	BOILER ROOM/BREAK ROOM	15 SQ. FT.	NON-FRIABLE	OHM PROG	0	\$ 1,500
5311	13	CAB, CEMENT ASBESTOS BOARD	MISC	RESTROOM	180 SQ. FT.	NON-FRIABLE	OHM PROG	0	\$ 1,500
5311	16	OTH, CAULKING	MISC	NORTHWEST CORNER OF BUILDING	2 SQ. FT.	NON-FRIABLE	OHM PROG	0	\$ 1,500
5311	17	RC, REFRACTORY CEMENT	MISC	NORTHWEST CORNER OF BUILDING	2 SQ. FT.	NON-FRIABLE	OHM PROG	0	\$ 1,500

W-8700

TABLE 2  
ACM Priority List

Bldg No.	Homogeneous Area		Mat. Cat.	Functional Space/Location	Quantity	Friability	Resp Action	Risk Index	Cost
	No.	Description							
54	01	CAB , CEMENT ASBESTOS BOARD	MISC	ROOF TRUSS, PUMPHOUSE, DOORS	2340 SQ. FT.	NON-FRIABLE	O&M PROG	8	\$11,780
55	01	CAB , CEMENT ASBESTOS BOARD	MISC	ROOF TRUSS, PUMPHOUSE, DOORS	4866 SQ. FT.	NON-FRIABLE	O&M PROG	8	\$24,330
55	03	AFT , 9X9 FLOOR TILE	MISC	EAST SIDE	120 SQ. FT.	NON-FRIABLE	O&M PROG	8	\$ 1,500
55	04	AFYM , 9X9 FLOOR TILE MASTIC	MISC	EAST SIDE	120 SQ. FT.	NON-FRIABLE	O&M PROG	8	\$ 1,500
554	05	CAB , CEMENT ASBESTOS BOARD	MISC	CORRIDOR	352 SQ. FT.	NON-FRIABLE	O&M PROG	8	\$ 1,760
554	07	AFT , 9X9 FLOOR TILE	MISC	SECOND FLOOR NORTH AREA	100 SQ. FT.	NON-FRIABLE	O&M PROG	8	\$ 1,500
554	08	AFYM , 9X9 FLOOR TILE MASTIC	MISC	SECOND FLOOR NORTH AREA	100 SQ. FT.	NON-FRIABLE	O&M PROG	8	\$ 1,500
56	01	CAB , CEMENT ASBESTOS BOARD	MISC	WAREHOUSE	5240 SQ. FT.	NON-FRIABLE	O&M PROG	8	\$26,200
57	29	AFT , 9X9 FLOOR TILE	MISC	INSPECTION OFFICE	240 SQ. FT.	NON-FRIABLE	O&M PROG	8	\$ 1,500
57	30	AFYM , 9X9 FLOOR TILE MASTIC	MISC	INSPECTION OFFICE	240 SQ. FT.	NON-FRIABLE	O&M PROG	8	\$ 1,500
6-S	04	CAB , CEMENT ASBESTOS BOARD	MISC	OVERHEAD BEAM AND EXTERIOR DOORS	1368 SQ. FT.	NON-FRIABLE	O&M PROG	8	\$ 6,840
6-S	07	AFT , 9X9 FLOOR TILE	MISC	OFFICE	731 SQ. FT.	NON-FRIABLE	O&M PROG	8	\$ 2,193
6-S	08	AFYM , 9X9 FLOOR TILE MASTIC	MISC	OFFICE	731 SQ. FT.	NON-FRIABLE	O&M PROG	8	\$ 1,500
683	13	FT , 12X12 FLOOR TILE	MISC	NORTHWEST OFFICE	95 SQ. FT.	NON-FRIABLE	O&M PROG	8	\$ 1,500
683	17	FT , 12X12 FLOOR TILE	MISC	NORTHWEST OFFICE	36 SQ. FT.	NON-FRIABLE	O&M PROG	8	\$ 1,500
683	26	AFT , 9X9 FLOOR TILE	MISC	NORTHWEST OFFICE	156 SQ. FT.	NON-FRIABLE	O&M PROG	8	\$ 1,500
683	27	AFYM , 9X9 FLOOR TILE MASTIC	MISC	NORTHWEST OFFICE	156 SQ. FT.	NON-FRIABLE	O&M PROG	8	\$ 1,500
691	07	AFT , 9X9 FLOOR TILE	MISC	OFFICE	391 SQ. FT.	NON-FRIABLE	O&M PROG	8	\$ 1,500
691	08	AFYM , 9X9 FLOOR TILE MASTIC	MISC	OFFICE	391 SQ. FT.	NON-FRIABLE	O&M PROG	8	\$ 1,500
7	02	FT , 12X12 FLOOR TILE	MISC	NORTH SECTION OF WAREHOUSE	9000 SQ. FT.	NON-FRIABLE	O&M PROG	8	\$27,000
8	06	CAB , CEMENT ASBESTOS BOARD	MISC	TRUSS AND EXTERIOR DOORS	1735 SQ. FT.	NON-FRIABLE	O&M PROG	8	\$ 8,675
98	01	CAB , CEMENT ASBESTOS BOARD	MISC	ABOVE WOOD CEILING	4 SQ. FT.	NON-FRIABLE	O&M PROG	8	\$ 1,500
S-198	01	AFT , 9X9 FLOOR TILE	MISC	THROUGHOUT BUILDING	1000 SQ. FT.	NON-FRIABLE	O&M PROG	8	\$ 3,000

DDLP-KM

TABLE 2  
ACH Priority List

Bldg No.	Homogeneous Area		Mat. Cat.	Functional Space/Location	Quantity	Friability	Resp Action	Risk Index	Cost
	No.	Description							
S-198	02	AFTM, 9X9 FLOOR TILE MASTIC	MISC	THROUGHOUT BUILDING	1008 SQ. FT.	NON-FRIABLE	OMH PROG	8	\$ 2,008
S-199	04	AFT, 9X9 FLOOR TILE	MISC	NORTH OFFICE	128 SQ. FT.	NON-FRIABLE	OMH PROG	8	\$ 1,508
S-199	05	AFTM, 9X9 FLOOR TILE MASTIC	MISC	NORTH OFFICE	120 SQ. FT.	NON-FRIABLE	OMH PROG	8	\$ 1,500
S-199	06	AFT, 9X9 FLOOR TILE	MISC	WORKSHOP	760 SQ. FT.	NON-FRIABLE	OMH PROG	8	\$ 2,280
S-199	07	AFTM, 9X9 FLOOR TILE MASTIC	MISC	WORKSHOP	760 SQ. FT.	NON-FRIABLE	OMH PROG	8	\$ 1,520
S-20-1	09	AFT, 9X9 FLOOR TILE	MISC	OFFICE	240 SQ. FT.	NON-FRIABLE	OMH PROG	8	\$ 1,500
S-20-1	10	AFTM, 9X9 FLOOR TILE MASTIC	MISC	OFFICE	240 SQ. FT.	NON-FRIABLE	OMH PROG	8	\$ 1,500
S-200	04	AFT, 9X9 FLOOR TILE	MISC	OFFICE	1428 SQ. FT.	NON-FRIABLE	OMH PROG	8	\$ 4,284
S-200	05	AFTM, 9X9 FLOOR TILE MASTIC	MISC	OFFICE	1428 SQ. FT.	NON-FRIABLE	OMH PROG	8	\$ 2,856
S-247	14	SJC, SPACKLE/JOINT COMPOUND	MISC	THROUGHOUT BUILDING	5648 SQ. FT.	NON-FRIABLE	OMH PROG	8	\$28,208
S-247	15	OTH, TAR WRAP	MISC	RESTROOM	2 SQ. FT.	NON-FRIABLE	OMH PROG	8	\$ 1,500
S-247	16	AFT, 9X9 FLOOR TILE	MISC	MENS RESTROOM	124 SQ. FT.	NON-FRIABLE	OMH PROG	8	\$ 1,500
S-247	17	AFTM, 9X9 FLOOR TILE MASTIC	MISC	MENS RESTROOM	124 SQ. FT.	NON-FRIABLE	OMH PROG	8	\$ 1,508
S-247	18	AFT, 9X9 FLOOR TILE	MISC	KITCHEN	76 SQ. FT.	NON-FRIABLE	OMH PROG	8	\$ 1,508
S-247	19	AFTM, 9X9 FLOOR TILE MASTIC	MISC	KITCHEN	76 SQ. FT.	NON-FRIABLE	OMH PROG	8	\$ 1,508
S-247	20	AFT, 9X9 FLOOR TILE	MISC	HALL	168 SQ. FT.	NON-FRIABLE	OMH PROG	8	\$ 1,500
S-247	21	AFTM, 9X9 FLOOR TILE MASTIC	MISC	HALL	168 SQ. FT.	NON-FRIABLE	OMH PROG	8	\$ 1,508
S-247	22	AFT, 9X9 FLOOR TILE	MISC	OFFICES	255 SQ. FT.	NON-FRIABLE	OMH PROG	8	\$ 1,508
S-247	23	AFTM, 9X9 FLOOR TILE MASTIC	MISC	OFFICES	255 SQ. FT.	NON-FRIABLE	OMH PROG	8	\$ 1,500
S-301	04	AFT, 9X9 FLOOR TILE	MISC	THROUGHOUT BUILDING	255 SQ. FT.	NON-FRIABLE	OMH PROG	8	\$ 1,508
S-301	05	AFTM, 9X9 FLOOR TILE MASTIC	MISC	THROUGHOUT BUILDING	255 SQ. FT.	NON-FRIABLE	OMH PROG	8	\$ 1,500
S-3298	05	AFT, 9X9 FLOOR TILE	MISC	STORAGE ROOM	56 SQ. FT.	NON-FRIABLE	OMH PROG	8	\$ 1,508
S-3298	06	AFTM, 9X9 FLOOR TILE MASTIC	MISC	STORAGE ROOM	56 SQ. FT.	NON-FRIABLE	OMH PROG	8	\$ 1,508



DDP-KM

TABLE 2  
ACR Priority List

Bldg No.	Mat. Cat.	Homogeneous Area Description	Functional Space/Location	Quantity	Friability	Resp Action	Risk Index	Cost
S-330	MISC OFFICE	19 AFT, 9X9 FLOOR TILE	OFFICE	422 SQ. FT.	NON-FRIABLE	OSM PROG	8	\$ 1,500
S-330	MISC OFFICE	20 AFTM, 9X9 FLOOR TILE MASTIC	OFFICE	422 SQ. FT.	NON-FRIABLE	OSM PROG	8	\$ 1,500
S-401	MISC NORTH WALL	01 CAB, CEMENT ASBESTOS BOARD	NORTH WALL	28 SQ. FT.	NON-FRIABLE	OSM PROG	8	\$ 1,500
S-539	MISC KITCHEN, BATHRM, HALL APT #1	05 VFB, VINYL FLOORING BASE	KITCHEN, BATHRM, HALL APT #1	129 SQ. FT.	NON-FRIABLE	OSM PROG	8	\$ 1,500
S-539	SURF THROUGHOUT APT #2	16 WPS, WALL PLASTER SMOOTH	SURF THROUGHOUT APT #2	87 SQ. FT.	NON-FRIABLE	OSM PROG	8	\$ 3,780
S-539	SURF WASH ROOM	22 WPT, WALL PLASTER, TEXTURED	SURF WASH ROOM	252 SQ. FT.	NON-FRIABLE	OSM PROG	8	\$ 1,500
S-539	MISC KITCHEN APT #3	25 VF, VINYL FLOORING	KITCHEN APT #3	126 SQ. FT.	NON-FRIABLE	OSM PROG	8	\$ 1,500
S-539	MISC KITCHEN APT #3	26 VFB, VINYL FLOORING BASE	KITCHEN APT #3	126 SQ. FT.	NON-FRIABLE	OSM PROG	8	\$ 1,500
S-539	MISC THROUGHOUT APT #3	30 SJC, SPACKLE/JOINT COMPOUND	THROUGHOUT APT #3	3483 SQ. FT.	NON-FRIABLE	OSM PROG	8	\$ 17,415
S-539	MISC THROUGHOUT APT #3	31 AFT, 9X9 FLOOR TILE	THROUGHOUT APT #3	791 SQ. FT.	NON-FRIABLE	OSM PROG	8	\$ 2,373
S-539	MISC THROUGHOUT APT #3	32 AFTM, 9X9 FLOOR TILE MASTIC	THROUGHOUT APT #3	791 SQ. FT.	NON-FRIABLE	OSM PROG	8	\$ 1,582
S-629	MISC THROUGHOUT BUILDING	03 SJC, SPACKLE/JOINT COMPOUND	THROUGHOUT BUILDING	4448 SQ. FT.	NON-FRIABLE	OSM PROG	8	\$ 22,248
S-629	MISC THROUGHOUT BUILDING	06 AFT, 9X9 FLOOR TILE	THROUGHOUT BUILDING	1200 SQ. FT.	NON-FRIABLE	OSM PROG	8	\$ 2,480
S-629	MISC 2ND FLOOR WEST SIDE RESTROOMS	07 AFTM, 9X9 FLOOR TILE MASTIC	2ND FLOOR WEST SIDE RESTROOMS	1200 SQ. FT.	NON-FRIABLE	OSM PROG	8	\$ 1,500
S-664	MISC 2ND FLOOR	07 CAB, CEMENT ASBESTOS BOARD	2ND FLOOR	2885 SQ. FT.	NON-FRIABLE	OSM PROG	8	\$ 8,655
S-664	MISC 2ND FLOOR	10 AFT, 9X9 FLOOR TILE	2ND FLOOR	2885 SQ. FT.	NON-FRIABLE	OSM PROG	8	\$ 5,770
S-664	MISC 2ND FLOOR WEST SIDE RESTROOMS	11 AFTM, 9X9 FLOOR TILE MASTIC	2ND FLOOR WEST SIDE RESTROOMS	70 SQ. FT.	NON-FRIABLE	OSM PROG	8	\$ 1,500
S-664	MISC 2ND FLOOR WEST SIDE RESTROOMS	12 AFT, 9X9 FLOOR TILE	2ND FLOOR WEST SIDE RESTROOMS	70 SQ. FT.	NON-FRIABLE	OSM PROG	8	\$ 1,500
S-664	MISC 2ND FLOOR WEST SIDE RESTROOMS	13 AFTM, 9X9 FLOOR TILE MASTIC	2ND FLOOR WEST SIDE RESTROOMS	210 SQ. FT.	NON-FRIABLE	OSM PROG	8	\$ 1,500
S-664	MISC 2ND FLOOR WEST READING ROOM	14 AFT, 9X9 FLOOR TILE	2ND FLOOR WEST READING ROOM	210 SQ. FT.	NON-FRIABLE	OSM PROG	8	\$ 1,500
S-664	MISC 2ND FLOOR WEST READING ROOM	15 AFTM, 9X9 FLOOR TILE MASTIC	2ND FLOOR WEST READING ROOM	30 SQ. FT.	NON-FRIABLE	OSM PROG	8	\$ 1,500
1-2268	MISC STORAGE ROOM	01 VF, VINYL FLOORING	STORAGE ROOM	740 SQ. FT.	NON-FRIABLE	OSM PROG	8	\$ 2,220
1-2268	MISC OFFICE	06 AFT, 9X9 FLOOR TILE	OFFICE	740 SQ. FT.	NON-FRIABLE	OSM PROG	8	\$ 2,220

WT-8110

TABLE 2  
ACM Priority List

Bldg No.	Homogeneous Area		Mat. Cat.	Functional Space/Location	Quantity	Friability	Resp Action	Risk Index	Cost
	No.	Description							
1-2268	07	AFTM , 9X9 FLOOR TILE MASTIC	MISC	OFFICE	740 SQ. FT.	NON-FRIABLE	O&M PROG	8	\$ 1,500
1-438	09	AFT , 9X9 FLOOR TILE	MISC	THRIFT SHOP RESTROOM	120 SQ. FT.	NON-FRIABLE	O&M PROG	8	\$ 1,500
1-438	10	AFIM , 9X9 FLOOR TILE MASTIC	MISC	THRIFT SHOP RESTROOM	120 SQ. FT.	NON-FRIABLE	O&M PROG	8	\$ 1,500
1-5313	04	CAB , CEMENT ASBESTOS BOARD	MISC	OFFICE AND BREAK ROOM	50 SQ. FT.	NON-FRIABLE	O&M PROG	8	\$ 1,500
1-5313	05	AFT , 9X9 FLOOR TILE	MISC	OFFICE AND BREAK ROOM	150 SQ. FT.	NON-FRIABLE	O&M PROG	8	\$ 1,500
1-5313	06	AFIM , 9X9 FLOOR TILE MASTIC	MISC	OFFICE AND BREAK ROOM	150 SQ. FT.	NON-FRIABLE	O&M PROG	8	\$ 1,500
1-N	19	CAB , CEMENT ASBESTOS BOARD	MISC	EXTERIOR PORCHHOUSE	6 SQ. FT.	NON-FRIABLE	O&M PROG	8	\$ 1,500
1-N	22	AFT , 9X9 FLOOR TILE	MISC	CONFERENCE ROOM	816 SQ. FT.	NON-FRIABLE	O&M PROG	8	\$ 2,448
1-N	23	AFTM , 9X9 FLOOR TILE MASTIC	MISC	CONFERENCE ROOM	816 SQ. FT.	NON-FRIABLE	O&M PROG	8	\$ 1,632
13	05	FT , 12X12 FLOOR TILE	MISC	RESTROOMS	300 SQ. FT.	NON-FRIABLE	O&M PROG	8	\$ 1,500
13	13	AFT , 9X9 FLOOR TILE	MISC	SOUTHEAST CORNER	660 SQ. FT.	NON-FRIABLE	O&M PROG	8	\$ 1,980
13	14	AFTM , 9X9 FLOOR TILE MASTIC	MISC	SOUTHEAST CORNER	660 SQ. FT.	NON-FRIABLE	O&M PROG	8	\$ 1,500
14	03	CAB , CEMENT ASBESTOS BOARD	MISC	FREIGHT ELEVATOR DOORS	24 SQ. FT.	NON-FRIABLE	O&M PROG	8	\$ 1,500
14	08	FTM , 12X12 FLOOR TILE MASTIC	MISC	1ST FLOOR UNDER GREEN TILE	1900 SQ. FT.	NON-FRIABLE	O&M PROG	8	\$ 3,800
14	29	FT , 12X12 FLOOR TILE	MISC	CENTER AREA	2170 SQ. FT.	NON-FRIABLE	O&M PROG	8	\$ 6,510
14	35	AFT , 9X9 FLOOR TILE	MISC	SECOND FLOOR UNDER 1'x1' TILES	2128 SQ. FT.	NON-FRIABLE	O&M PROG	8	\$ 6,384
14	36	AFTM , 9X9 FLOOR TILE MASTIC	MISC	SECOND FLOOR UNDER 1'x1' TILES	2128 SQ. FT.	NON-FRIABLE	O&M PROG	8	\$ 4,256
2	26	FT , 12X12 FLOOR TILE	MISC	SOUTH OFFICES	4100 SQ. FT.	NON-FRIABLE	O&M PROG	8	\$12,300
2	34	AFT , 9X9 FLOOR TILE	MISC	SOUTH OFFICES AND RAD STORAGE ROOM	7564 SQ. FT.	NON-FRIABLE	O&M PROG	8	\$22,692
2	35	AFTM , 9X9 FLOOR TILE MASTIC	MISC	SOUTH OFFICES AND RAD STORAGE ROOM	7564 SQ. FT.	NON-FRIABLE	O&M PROG	8	\$15,128
2702	02	CAB , CEMENT ASBESTOS BOARD	MISC	RESTROOM AREA	168 SQ. FT.	NON-FRIABLE	O&M PROG	8	\$ 1,500
2755	07	FT , 12X12 FLOOR TILE, 1'X 1, BLACK	MISC	LAB	288 SQ. FT.	NON-FRIABLE	O&M PROG	8	\$ 1,500
2755	12	FT , 12X12 FLOOR TILE, 1'X 1, GRAY	MISC	LUNCHROOM AND OFFICE AREA	1934 SQ. FT.	NON-FRIABLE	O&M PROG	8	\$ 5,802

WACO

TABLE 2  
ACH Priority List

Bldg No.	Homogeneous Area		Mat. Cat.	Functional Space/Location	Quantity	Friability	Resp Action	Risk Index	Cost
	No.	Description							
320	13	FT , 12X12 FLOOR TILE	MISC	LUNCH ROOM, SOUTHWEST CORNER	1176 SQ. FT.	NON-FRIABLE	O&M PROG	8	\$ 3,520
320	21	OTM , CEILING PLASTER	MISC	WASH DECK AREA AND BOILER ROOM	6370 SQ. FT.	NON-FRIABLE	O&M PROG	8	\$31,850
350	25	FT , 12X12 FLOOR TILE	MISC	ANNEX SECOND FLOOR	2950 SQ. FT.	NON-FRIABLE	O&M PROG	8	\$ 8,850
350	26	FTM , 12X12 FLOOR TILE MASTIC	MISC	ANNEX SECOND FLOOR	2950 SQ. FT.	NON-FRIABLE	O&M PROG	8	\$ 9,900
350	31	DM , DUCT MASTIC	MISC	ANNEX SECOND FLOOR	364 LW. FT.	NON-FRIABLE	O&M PROG	8	\$ 1,500
37	06	CAB , CEMENT ASBESTOS BOARD	MISC	THROUGHOUT BUILDING	4778 SQ. FT.	NON-FRIABLE	O&M PROG	8	\$23,890
37	11	FT , 12X12 FLOOR TILE	MISC	SOUTHWEND OLD OFFICE AREA	144 SQ. FT.	NON-FRIABLE	O&M PROG	8	\$ 1,500
37	12	FTM , 12X12 FLOOR TILE MASTIC	MISC	SOUTHWEND OLD OFFICE AREA	144 SQ. FT.	NON-FRIABLE	O&M PROG	8	\$ 1,500
37	18	AFT , 9X9 FLOOR TILE	MISC	ENGINE SECTION OFFICE	144 SQ. FT.	NON-FRIABLE	O&M PROG	8	\$ 1,500
37	19	AFTM , 9X9 FLOOR TILE MASTIC	MISC	ENGINE SECTION OFFICE	144 SQ. FT.	NON-FRIABLE	O&M PROG	8	\$ 1,500
37	24	AFT , 9X9 FLOOR TILE	MISC	POWER TRAIN BRANCH OFFICE	800 SQ. FT.	NON-FRIABLE	O&M PROG	8	\$ 2,400
37	25	AFTM , 9X9 FLOOR TILE MASTIC	MISC	POWER TRAIN BRANCH OFFICE	800 SQ. FT.	NON-FRIABLE	O&M PROG	8	\$ 1,600
37	26	AFT , 9X9 FLOOR TILE	MISC	MENS LADIES RESTROOMS BREAKROOM	3000 SQ. FT.	NON-FRIABLE	O&M PROG	8	\$ 9,000
37	27	AFTM , 9X9 FLOOR TILE MASTIC	MISC	MENS LADIES RESTROOMS BREAKROOM	3000 SQ. FT.	NON-FRIABLE	O&M PROG	8	\$ 6,000
37	36	AFT , 9X9 FLOOR TILE	MISC	SUPPLY AREA SOUTHWEND	400 SQ. FT.	NON-FRIABLE	O&M PROG	8	\$ 1,500
37	37	AFTM , 9X9 FLOOR TILE MASTIC	MISC	SUPPLY AREA SOUTHWEND	400 SQ. FT.	NON-FRIABLE	O&M PROG	8	\$ 1,500
37	41	FTM , 12X12 FLOOR TILE MASTIC	MISC	DISASSEMBLE WASH RECLAMATION OFFICE	220 SQ. FT.	NON-FRIABLE	O&M PROG	8	\$ 1,500
37	46	AFT , 9X9 FLOOR TILE	MISC	CONTROL ROOM TEST CELL 1 AND 2	272 SQ. FT.	NON-FRIABLE	O&M PROG	8	\$ 1,500
37	47	AFTM , 9X9 FLOOR TILE MASTIC	MISC	CONTROL ROOM TEST CELL 1 AND 2	272 SQ. FT.	NON-FRIABLE	O&M PROG	8	\$ 1,500
37	48	FT , 12X12 FLOOR TILE	MISC	INJECTOR ROOM	80 SQ. FT.	NON-FRIABLE	O&M PROG	8	\$ 1,500
37	50	FT , 12X12 FLOOR TILE	MISC	INJECTOR ROOM	620 SQ. FT.	NON-FRIABLE	O&M PROG	8	\$ 1,860
37	51	FTM , 12X12 FLOOR TILE MASTIC	MISC	INJECTOR ROOM	620 SQ. FT.	NON-FRIABLE	O&M PROG	8	\$ 1,500
37	55	SJC , SPACKLE/JOINT COMPOUND	MISC	INJECTOR ROOM	1180 SQ. FT.	NON-FRIABLE	O&M PROG	8	\$ 5,900

TABLE 2  
ACM Priority List

Bldg No.	Homogeneous Area		Met. Cat.	Functional Space/Location	Quantity	friability	Reop Action	Risk Index	Cost
	No.	Description							
37	56	AFT , 9X9 FLOOR TILE	MISC	SUPPLY AREA NORTH	100 SQ. FT.	NON-FRIABLE	O&M PROG	8	\$ 1,500
37	57	AFTM , 9X9 FLOOR TILE MASTIC	MISC	SUPPLY AREA NORTH	100 SQ. FT.	NON-FRIABLE	O&M PROG	8	\$ 1,500
37	58	AFT , 9X9 FLOOR TILE	MISC	SUPPLY AREA NORTH	300 SQ. FT.	NON-FRIABLE	O&M PROG	8	\$ 1,500
37	59	AFTM , 9X9 FLOOR TILE MASTIC	MISC	SUPPLY AREA NORTH UNDER GRAY TILE	300 SQ. FT.	NON-FRIABLE	O&M PROG	8	\$ 1,500
37	61	FT , 12X12 FLOOR TILE	MISC	TRANS SECTION OFFICE	204 SQ. FT.	NON-FRIABLE	O&M PROG	8	\$ 1,500
37	62	FTM , 12X12 FLOOR TILE MASTIC	MISC	TRANS SECTION OFFICE	204 SQ. FT.	NON-FRIABLE	O&M PROG	8	\$ 1,500
370	83	FT , 12X12 FLOOR TILE	MISC	2ND FLOOR SNACK BAR	760 SQ. FT.	NON-FRIABLE	O&M PROG	8	\$ 2,280
370	84	FTM , 12X12 FLOOR TILE MASTIC	MISC	2ND FLOOR SNACK BAR	1520 SQ. FT.	NON-FRIABLE	O&M PROG	8	\$ 3,040
4	22	SJC , SPACKLE/JOINT COMPOUND	MISC	RESTROOMS IN WAREHOUSE	3240 SQ. FT.	NON-FRIABLE	O&M PROG	8	\$16,200
4	25	CAB , CEMENT ASBESTOS BOARD	MISC	TRUSS, WAREHOUSE DOOR	2412 SQ. FT.	NON-FRIABLE	O&M PROG	8	\$12,060
4	33	AFT , 9X9 FLOOR TILE	MISC	PACK AND PRESS OFFICE	540 SQ. FT.	NON-FRIABLE	O&M PROG	8	\$ 1,620
4	34	AFTM , 9X9 FLOOR TILE MASTIC	MISC	PACK AND PRESS OFFICE	540 SQ. FT.	NON-FRIABLE	O&M PROG	8	\$ 1,500
4	35	AFT , 9X9 FLOOR TILE	MISC	OFFICE AREAS	7200 SQ. FT.	NON-FRIABLE	O&M PROG	8	\$21,600
4	36	AFTM , 9X9 FLOOR TILE MASTIC	MISC	OFFICE AREAS	7200 SQ. FT.	NON-FRIABLE	O&M PROG	8	\$16,400
42	01	CAB , CEMENT ASBESTOS BOARD	MISC	PURPHOUSE, DOORS, VENTS, & TRUSS	4000 SQ. FT.	NON-FRIABLE	O&M PROG	8	\$24,000
42	14	AFT , 9X9 FLOOR TILE	MISC	SMALL OFFICES EAST SIDE	1261 SQ. FT.	NON-FRIABLE	O&M PROG	8	\$ 3,783
42	15	AFTM , 9X9 FLOOR TILE MASTIC	MISC	SMALL OFFICES EAST SIDE	1261 SQ. FT.	NON-FRIABLE	O&M PROG	8	\$ 2,522
421	05	FT , 12X12 FLOOR TILE	MISC	SOUTHEND RESTROOM AREA	190 SQ. FT.	NON-FRIABLE	O&M PROG	8	\$ 1,500
421	06	FT , 12X12 FLOOR TILE	MISC	SOUTHEND OFFICE AREA	190 SQ. FT.	NON-FRIABLE	O&M PROG	8	\$ 1,500
424	35	CAB , CEMENT ASBESTOS BOARD	MISC	NORTH SEWING ROOM	285 SQ. FT.	NON-FRIABLE	O&M PROG	8	\$ 1,500
424	36	AFT , 9X9 FLOOR TILE	MISC	RESTROOMS AND STORAGE ROOM	1440 SQ. FT.	NON-FRIABLE	O&M PROG	8	\$ 4,320
424	37	AFTM , 9X9 FLOOR TILE MASTIC	MISC	RESTROOMS AND STORAGE ROOM	1440 SQ. FT.	NON-FRIABLE	O&M PROG	8	\$ 2,880
426	02	SJC , SPACKLE/JOINT COMPOUND	MISC	OFFICE AREA	3500 SQUARE FT	NON-FRIABLE	O&M PROG	8	\$17,500

WIA 0134

TABLE 2  
ACM Priority List

Bldg No.	Homogeneous Area		Mat. Cot.	Functional Space/Location	Quantity	Friability	Resp Action	Risk Index	Cost
	No.	Description							
431	04	FT , 12X12 FLOOR TILE	MISC	LABS 1 AND 2	2538 SQ. FT.	NON-FRIABLE	O&M PROG	8	\$ 7,614
431	05	FTM , 12X12 FLOOR TILE MASTIC	MISC	LABS 1 AND 2	2538 SQ. FT.	NON-FRIABLE	O&M PROG	8	\$ 5,076
431	08	FT , 12X12 FLOOR TILE	MISC	THROUGHOUT BUILDING	10800 SQ. FT.	NON-FRIABLE	O&M PROG	8	\$32,400
431	09	FTM , 12X12 FLOOR TILE MASTIC	MISC	THROUGHOUT BUILDING	10800 SQ. FT.	NON-FRIABLE	O&M PROG	8	\$21,600
4341	11	AFT , 9X9 FLOOR TILE	MISC	BREAK ROOM AND SMOKE ROOM	1242 SQ. FT.	NON-FRIABLE	O&M PROG	8	\$ 3,726
4341	12	AFT , 9X9 FLOOR TILE	MISC	LUNCH ROOM	2560 SQ. FT.	NON-FRIABLE	O&M PROG	8	\$ 7,680
4341	13	AFTM , 9X9 FLOOR TILE MASTIC	MISC	THROUGHOUT BUILDING	3802 SQ. FT.	NON-FRIABLE	O&M PROG	8	\$ 7,684
5	04	DN , DUCT MASTIC	MISC	OFFICE AREA ON NORTH END	250 LN. FT.	NON-FRIABLE	O&M PROG	8	\$ 1,500
5	24	CAB , CEMENT ASBESTOS BOARD	MISC	TRUSSES AND EXTERIOR DOORS	1746 SQ. FT.	NON-FRIABLE	O&M PROG	8	\$ 8,738
5	32	AFT , 9X9 FLOOR TILE	MISC	NORTH OFFICE AND SNACK BAR AREAS	11786 SQ. FT.	NON-FRIABLE	O&M PROG	8	\$35,358
5	33	AFTM , 9X9 FLOOR TILE MASTIC	MISC	NORTH OFFICE AND SNACK BAR AREAS	11786 SQ. FT.	NON-FRIABLE	O&M PROG	8	\$23,572
51	01	AFT , 9X9 FLOOR TILE	MISC	NORTH SIDE OF WAREHOUSE	39600 SQ. FT.	NON-FRIABLE	O&M PROG	8	118800
51	02	AFTM , 9X9 FLOOR TILE MASTIC	MISC	NORTH SIDE OF WAREHOUSE	39600 SQ. FT.	NON-FRIABLE	O&M PROG	8	\$79,200
51	26	SJC , SPACKLE/JOINT COMPOUND	MISC	BAR CODE ROOM	992 SQ. FT.	NON-FRIABLE	O&M PROG	8	\$ 4,960
51	41	CAB , CEMENT ASBESTOS BOARD	MISC	PUMPHOUSE AND CEILING JOIST	2340 SQ. FT.	NON-FRIABLE	O&M PROG	8	\$11,700
51	46	SJC , SPACKLE/JOINT COMPOUND	MISC	NORTHEAST OFFICE AREA	5650 SQ. FT.	NON-FRIABLE	O&M PROG	8	\$28,250
51	48	AFT , 9X9 FLOOR TILE	MISC	NORTHEAST OFFICE AREA	7900 SQ. FT.	NON-FRIABLE	O&M PROG	8	\$23,700
51	49	AFTM , 9X9 FLOOR TILE MASTIC	MISC	NORTHEAST OFFICE AREA	7900 SQ. FT.	NON-FRIABLE	O&M PROG	8	\$15,800
57	09	AFT , 9X9 FLOOR TILE	MISC	DIRECTOR OF INFO, SOUTH END	1480 SQ. FT.	NON-FRIABLE	O&M PROG	8	\$ 4,440
57	10	AFTM , 9X9 FLOOR TILE MASTIC	MISC	DIRECTOR OF INFO, SOUTH END	1480 SQ. FT.	NON-FRIABLE	O&M PROG	8	\$ 2,960
57	14	CAB , CEMENT ASBESTOS BOARD	MISC	PUMPHOUSE TRUSS WALLS	7688 SQ. FT.	NON-FRIABLE	O&M PROG	8	\$38,440
7	04	CAB , CEMENT ASBESTOS BOARD	MISC	TRUSS, PUMP HOUSES, EXTERIOR DOORS	1602 SQ. FT.	NON-FRIABLE	O&M PROG	8	\$ 8,010
S-2260	12	FT , 12X12 FLOOR TILE	MISC	THROUGHOUT BUILDING	3000 SQ. FT.	NON-FRIABLE	O&M PROG	8	\$ 9,000

TABLE 2  
ACM Priority List

Bldg No.	Homogeneous Area		Met. Cat.	Functional Space/Location	Quantity	Friability	Resp Action	Risk Index	Cost
	No.	Description							
S-2260	13	FIN , 12X12 FLOOR TILE MASTIC	MISC	THROUGHOUT BUILDING	3060 SQ. FT.	NON-FRIABLE	OSM PROG	0	\$ 6,000
S-2260	14	AFT , 9X9 FLOOR TILE	MISC	SMALL BATHROOM	54 SQ. FT.	NON-FRIABLE	OSM PROG	0	\$ 1,500
S-2260	15	AFIM , 9X9 FLOOR TILE MASTIC	MISC	SMALL BATHROOM	54 SQ. FT.	NON-FRIABLE	OSM PROG	0	\$ 1,500
S-3311	16	SJC , SPACKLE/JOINT COMPOUND	MISC	THROUGHOUT BUILDING	1800 SQ. FT.	NON-FRIABLE	OSM PROG	0	\$ 9,000
S-3311	17	SJC , SPACKLE/JOINT COMPOUND	MISC	THROUGHOUT BUILDING	2772 SQ. FT.	NON-FRIABLE	OSM PROG	0	\$ 9,000
S-3311	18	CPS , CEILING PLASTER, SMOOTH	SURF	RESTROOMS	396 SQ. FT.	NON-FRIABLE	OSM PROG	0	\$ 13,640
S-3311	25	SJC , SPACKLE/JOINT COMPOUND	MISC	NORTH OFFICE WING	1160 SQ. FT.	NON-FRIABLE	OSM PROG	0	\$ 5,940
S-3311	20	CAB , CEMENT ASBESTOS BOARD	MISC	KITCHEN	130 SQ. FT.	NON-FRIABLE	OSM PROG	0	\$ 3,800
S-3311	29	AFI , 9X9 FLOOR TILE	MISC	THROUGHOUT BUILDING UNDER CARPET	6580 SQ. FT.	NON-FRIABLE	OSM PROG	0	\$ 1,500
S-3321	30	AFIM , 9X9 FLOOR TILE MASTIC	MISC	THROUGHOUT BUILDING	6500 SQ. FT.	NON-FRIABLE	OSM PROG	0	\$ 19,500
S-412	01	CAB , CEMENT ASBESTOS BOARD	MISC	HEATER STACKS	130 SQ. FT.	NON-FRIABLE	OSM PROG	0	\$ 13,000
S-412	17	AFI , 9X9 FLOOR TILE	MISC	THROUGHOUT BUILDING	6683 SQ. FT.	NON-FRIABLE	OSM PROG	0	\$ 7,580
S-412	18	AFI , 9X9 FLOOR TILE	MISC	THROUGHOUT BUILDING	312 SQ. FT.	NON-FRIABLE	OSM PROG	0	\$ 26,049
S-412	19	AFI , 9X9 FLOOR TILE	MISC	WEST OFFICE AREA RESTROOMS	895 SQ. FT.	NON-FRIABLE	OSM PROG	0	\$ 1,500
S-581	21	AFIM , 9X9 FLOOR TILE MASTIC	MISC	THROUGHOUT BUILDING	8090 SQ. FT.	NON-FRIABLE	OSM PROG	0	\$ 2,685
S-581	04	BM , BASEBOARD MASTIC	MISC	THROUGHOUT BUILDING	1800 LM. FT.	NON-FRIABLE	OSM PROG	0	\$ 16,180
S-581	06	SJC , SPACKLE/JOINT COMPOUND	MISC	THROUGHOUT BUILDING	14000 SQ. FT.	NON-FRIABLE	OSM PROG	0	\$ 9,000
S-581	17	AFI , 9X9 FLOOR TILE	MISC	THROUGHOUT BUILDING	11250 SQ. FT.	NON-FRIABLE	OSM PROG	0	\$ 70,080
S-616	18	AFIM , 9X9 FLOOR TILE MASTIC	MISC	THROUGHOUT BUILDING	11250 SQ. FT.	NON-FRIABLE	OSM PROG	0	\$ 33,750
S-616	01	CAB , CEMENT ASBESTOS BOARD	MISC	THROUGHOUT BUILDING	200 SQ. FT.	NON-FRIABLE	OSM PROG	0	\$ 22,500
S-628	17	FI , 12X12 FLOOR TILE	MISC	THROUGHOUT BLDG	5900 SQ. FT.	NON-FRIABLE	OSM PROG	0	\$ 1,500
S-628	02	SJC , SPACKLE/JOINT COMPOUND	MISC	THROUGHOUT BUILDING	5760 SQ. FT.	NON-FRIABLE	OSM PROG	0	\$ 17,700
1-N	22	AFI , 9X9 FLOOR TILE	MISC	OFFICE AREA SOUTHEAST CORNER	1600 SQ. FT.	NON-FRIABLE	OSM PROG	0	\$ 4,800

MA-87001

TABLE 2  
ACM Priority List

Bldg No.	Homogeneous Area		Mat. Cat.	Functional Space/Location	Quantity	Friability	Resp Action	Risk Index	Cost
	No.	Description							
1-N	23	AFTM , 9X9 FLOOR TILE MASTIC	MISC	OFFICE AREA SOUTHEAST CORNER	1600 SQ. FT.	NON-FRIABLE	O&M PROG	8	\$ 3,200
431	04	FT , 12X12 FLOOR TILE	MISC	RESTROOMS	262 SQ. FT.	NON-FRIABLE	O&M PROG	8	\$ 1,500
431	05	FTM , 12X12 FLOOR TILE MASTIC	MISC	RESTROOMS	262 SQ. FT.	NON-FRIABLE	O&M PROG	8	\$ 1,500
426	07	AFT , 9X9 FLOOR TILE	MISC	REST ROOMS AND BREAK ROOM	608 SQ. FT.	NON-FRIABLE	O&M PROG	8	\$ 1,824
426	08	AFTM , 9X9 FLOOR TILE MASTIC	MISC	REST ROOMS AND BREAK ROOM	608 SQ. FT.	NON-FRIABLE	O&M PROG	8	\$ 1,500
426	09	AFT , 9X9 FLOOR TILE	MISC	OFFICE	336 SQ. FT.	NON-FRIABLE	O&M PROG	8	\$ 1,500
426	10	AFTM , 9X9 FLOOR TILE MASTIC	MISC	OFFICE	336 SQ. FT.	NON-FRIABLE	O&M PROG	8	\$ 1,500
S-619	01	FT , 12X12 FLOOR TILE	MISC	BAR	288 SQ. FT.	NON-FRIABLE	O&M PROG	8	\$ 1,500
S-619	02	FTM , 12X12 FLOOR TILE MASTIC	MISC	BAR	288 SQ. FT.	NON-FRIABLE	O&M PROG	8	\$ 1,500
S-628	14	AFT , 9X9 FLOOR TILE	MISC	THROUGHOUT BUILDING	5200 SQ. FT.	NON-FRIABLE	O&M PROG	8	\$15,600
S-628	15	AFTM , 9X9 FLOOR TILE MASTIC	MISC	THROUGHOUT BUILDING	5200 SQ. FT.	NON-FRIABLE	O&M PROG	8	\$10,400
19	02	CAB , CEMENT ASBESTOS BOARD	MISC	SOUTH HALF OF BUILDING	8924 SQ. FT.	NON-FRIABLE	O&M PROG	8	\$44,620
2	15	CAB , CEMENT ASBESTOS BOARD	MISC	ROOF TRUSSES	1440 SQ. FT.	NON-FRIABLE	O&M PROG	8	\$ 7,200
2702	03	GS , GASKET	MISC	LUNCH ROOM	1 LN. FT.	NON-FRIABLE	O&M PROG	8	\$ 1,500
2702	09	AFT , 9X9 FLOOR TILE	MISC	LUNCH ROOM	760 SQ. FT.	NON-FRIABLE	O&M PROG	8	\$ 2,280
2702	10	AFTM , 9X9 FLOOR TILE MASTIC	MISC	LUNCH ROOM	760 SQ. FT.	NON-FRIABLE	O&M PROG	8	\$ 1,520
320	34	FT , 12X12 FLOOR TILE	MISC	GENERAL OFFICE	3824 SQ. FT.	NON-FRIABLE	O&M PROG	8	\$ 9,072
3231	06	MPS , WALL PLASTER SMOOTH	SURF	THROUGHOUT BUILDING	3500 SQ. FT.	NON-FRIABLE	O&M PROG	8	\$52,500
3231	11	AFTM , 9X9 FLOOR TILE MASTIC	MISC	KITCHEN	170 SQ. FT.	NON-FRIABLE	O&M PROG	8	\$ 1,500
3253	01	CAB , CEMENT ASBESTOS BOARD	MISC	THROUGHOUT BUILDING	4320 SQ. FT.	NON-FRIABLE	O&M PROG	8	\$21,600
3253	06	AFT , 9X9 FLOOR TILE	MISC	DOOR 10 AREA OFFICE	720 SQ. FT.,	NON-FRIABLE	O&M PROG	8	\$ 2,160
3253	07	AFTM , 9X9 FLOOR TILE MASTIC	MISC	DOOR 10 AREA OFFICE	720 SQ. FT.	NON-FRIABLE	O&M PROG	8	\$ 1,500
350	136	AFTM , 9X9 FLOOR TILE MASTIC	MISC	OFFICE 3 AREA	1000 SQ. FT.	NON-FRIABLE	O&M PROG	8	\$ 2,800

BDLP-RM

TABLE 2  
ACM Priority List

Bldg No.	Homogeneous Area		Mat. Cat.	Functional Space/Location	Quantity	Friability	Resp Action	Risk Index	Cost
	No.	Description							
350	137	AFT , 9X9 FLOOR TILE	MISC	OFFICE 3 AREA	1000 SQ. FT.	NON-FRIABLE	O&M PROG	8	\$ 3,000
350	153	AFT , 9X9 FLOOR TILE	MISC	DIVISION OFFICE AREA	1720 SQ. FT.	NON-FRIABLE	O&M PROG	8	\$ 5,160
350	154	AFTM , 9X9 FLOOR TILE MASTIC	MISC	DIVISION OFFICE AREA	1720 SQ. FT.	NON-FRIABLE	O&M PROG	8	\$ 3,440
350	159	AFT , 9X9 FLOOR TILE	MISC	OFFICE 2	450 SQ. FT.	NON-FRIABLE	O&M PROG	8	\$ 1,500
350	160	AFTM , 9X9 FLOOR TILE MASTIC	MISC	OFFICE 2	450 SQ. FT.	NON-FRIABLE	O&M PROG	8	\$ 1,500
350	47	FT , 12X12 FLOOR TILE	MISC	HYDRAULIC TEST ROOM	357 SQ. FT.	NON-FRIABLE	O&M PROG	8	\$ 1,500
350	49	FT , 12X12 FLOOR TILE	MISC	HYDRAULIC TEST ROOM	357 SQ. FT.	NON-FRIABLE	O&M PROG	8	\$ 1,500
350	53	AFT , 9X9 FLOOR TILE	MISC	OFFICE AND ASSEMBLY ROOM AREA	2210 SQ. FT.	NON-FRIABLE	O&M PROG	8	\$ 6,630
350	54	AFTM , 9X9 FLOOR TILE MASTIC	MISC	ASSEMBLY ROOM AND OFFICE	2210 SQ. FT.	NON-FRIABLE	O&M PROG	8	\$ 4,420
350	60	AFT , 9X9 FLOOR TILE	MISC	RECLAMATION SECTION CONF ROOM	255 SQ. FT.	NON-FRIABLE	O&M PROG	8	\$ 1,500
350	61	AFTM , 9X9 FLOOR TILE MASTIC	MISC	RECLAMATION SECTION CONF ROOM	255 SQ. FT.	NON-FRIABLE	O&M PROG	8	\$ 1,500
350	90	FT , 12X12 FLOOR TILE	MISC	ASRS	438 SQ. FT.	NON-FRIABLE	O&M PROG	8	\$ 1,500
351	01	OTM , CEILING APPLICATION	MISC	THROUGHOUT BUILDING	8757 SQ. FT.	NON-FRIABLE	O&M PROG	8	\$43,785
351	04	CAB , CEMENT ASBESTOS BOARD	MISC	BAY WALL	3000 SQ. FT.	NON-FRIABLE	O&M PROG	8	\$15,000
351	07	AFT , 9X9 FLOOR TILE	MISC	OFFICE	110 SQ. FT.	NON-FRIABLE	O&M PROG	8	\$ 1,500
351	08	AFTM , 9X9 FLOOR TILE MASTIC	MISC	OFFICE	110 SQ. FT.	NON-FRIABLE	O&M PROG	8	\$ 1,500
3626	10	AFT , 9X9 FLOOR TILE	MISC	OFFICE	187 SQ. FT.	NON-FRIABLE	O&M PROG	8	\$ 1,500
3626	11	AFTM , 9X9 FLOOR TILE MASTIC	MISC	OFFICE	187 SQ. FT.	NON-FRIABLE	O&M PROG	8	\$ 1,500
3626	12	AFT , 9X9 FLOOR TILE	MISC	BREAK ROOM	253 SQ. FT.	NON-FRIABLE	O&M PROG	8	\$ 1,500
3626	13	AFTM , 9X9 FLOOR TILE MASTIC	MISC	BREAK ROOM	253 SQ. FT.	NON-FRIABLE	O&M PROG	8	\$ 1,500
370	16	VFB , VINYL FLOORING BASE	MISC	WHITE OFFICE ROOM	24 SQ. FT.	NON-FRIABLE	O&M PROG	8	\$ 1,500
370	89	DM , DUCT MASTIC	MISC	SE MEZZANINE	135 LN. FT.	NON-FRIABLE	O&M PROG	8	\$ 1,500
370	94	AFT , 9X9 FLOOR TILE	MISC	SE MEZZANINE	1500 SQ. FT.	NON-FRIABLE	O&M PROG	8	\$ 4,500



DDIP-KM

TABLE 2  
ACM Priority List

Bldg No.	Homogeneous Area		Mat. Cat.	Functional Space/Location	Quantity	Friability	Resp Action	Risk Index	Cost
	No.	Description							
370	95	AFTM , 9X9 FLOOR TILE MASTIC	MISC	SE MEZZANINE	1500 LN. FT.	NON-FRIABLE	O&M PROG	8	\$ 3,000
422	19	OTH , CEMENT BOARD	MISC	OVERHEAD TRACK	480 SQ. FT.	NON-FRIABLE	O&M PROG	8	\$ 2,400
422	20	AFT , 9X9 FLOOR TILE	MISC	SOUTHWEST CORNER OF BUILDING	35 SQ. FT.	NON-FRIABLE	O&M PROG	8	\$ 1,500
422	21	AFTM , 9X9 FLOOR TILE MASTIC	MISC	SOUTH WEST CORNER	35 SQ. FT.	NON-FRIABLE	O&M PROG	8	\$ 1,500
422	22	AFT , 9X9 FLOOR TILE	MISC	BREAK ROOM	400 SQ. FT.	NON-FRIABLE	O&M PROG	8	\$ 1,500
422	23	AFTM , 9X9 FLOOR TILE MASTIC	MISC	BREAK ROOM	400 SQ. FT.	NON-FRIABLE	O&M PROG	8	\$ 1,500
422	24	AFT , 9X9 FLOOR TILE	MISC	WEST OFFICES AND FILE ROOM	976 SQ. FT.	NON-FRIABLE	O&M PROG	8	\$ 2,928
422	25	AFTM , 9X9 FLOOR TILE MASTIC	MISC	WEST OFFICES AND FILE ROOM	976 SQ. FT.	NON-FRIABLE	O&M PROG	8	\$ 1,952
4755	01	CAB , CEMENT ASBESTOS BOARD	MISC	THROUGHOUT BUILDING	5865 SQ. FT.	NON-FRIABLE	O&M PROG	8	\$29,325
5647	01	CAB , CEMENT ASBESTOS BOARD	MISC	INSIDE OF BUILDING	7612 SQ. FT.	NON-FRIABLE	O&M PROG	8	\$38,060
5647	11	AFT , 9X9 FLOOR TILE	MISC	OFFICE AND BREAKROOM AREA	1121 SQ. FT.	NON-FRIABLE	O&M PROG	8	\$ 3,363
5647	12	AFTM , 9X9 FLOOR TILE MASTIC	MISC	OFFICE AND BREAKROOM AREA	1121 SQ. FT.	NON-FRIABLE	O&M PROG	8	\$ 2,242
57	31	AFT , 9X9 FLOOR TILE	MISC	BREAK RM BULK WAREHOUSE BRANCH OFFI	1340 SQ. FT.	NON-FRIABLE	O&M PROG	8	\$ 4,020
57	32	AFTM , 9X9 FLOOR TILE MASTIC	MISC	BREAK RM BULK WAREHOUSE BRANCH OFFI	1340 SQ. FT.	NON-FRIABLE	O&M PROG	8	\$ 2,680
57	44	AFT , 9X9 FLOOR TILE	MISC	DISPATCH OFFICE	1200 SQ. FT.	NON-FRIABLE	O&M PROG	8	\$ 3,600
57	45	AFTM , 9X9 FLOOR TILE MASTIC	MISC	DISPATCH OFFICE	1200 SQ. FT.	NON-FRIABLE	O&M PROG	8	\$ 2,400
683	24	AFT , 9X9 FLOOR TILE	MISC	BREAK & PARTS RMS UPSTAIRS LANDING	780 SQ. FT.	NON-FRIABLE	O&M PROG	8	\$ 2,340
683	25	AFTM , 9X9 FLOOR TILE MASTIC	MISC	BREAK & PARTS RMS UPSTAIRS LANDING	780 SQ. FT.	NON-FRIABLE	O&M PROG	8	\$ 1,560
9	03	CAB , CEMENT ASBESTOS BOARD	MISC	TRUSS AND PUMPHOUSE DOOR	1602 SQ. FT.	NON-FRIABLE	O&M PROG	8	\$ 8,010
S-330	01	FT , 12X12 FLOOR TILE	MISC	NON-SMOKE BREAK ROOM	119 SQ. FT.	NON-FRIABLE	O&M PROG	8	\$ 1,500
S-330	03	FT , 12X12 FLOOR TILE	MISC	NON-SMOKE BREAK ROOM	119 SQ. FT.	NON-FRIABLE	O&M PROG	8	\$ 1,500
S-330	05	FT , 12X12 FLOOR TILE	MISC	NON-SMOKE BREAK ROOM	119 SQ. FT.	NON-FRIABLE	O&M PROG	8	\$ 1,500
S-330	13	FT , 12X12 FLOOR TILE	MISC	LOCKER ROOM	38 SQ. FT.	NON-FRIABLE	O&M PROG	8	\$ 1,500

DRIP-KM

TABLE 2  
ACH Priority List

Bldg No.	Homogeneous Area		Mat. Cat.	Functional Space/Location	Quantity	Friability	Resp Action	Risk Index	Cost
	No.	Description							
S-330	15	FT , 12X12 FLOOR TILE	MISC	LOCKER ROOM	36 SQ. FT.	NON-FRIABLE	O&M PROG	8	\$ 1,500
S-330	18	AFTM , 9X9 FLOOR TILE MASTIC	MISC	SHOKE BREAK ROOM	380 SQ. FT.	NON-FRIABLE	O&M PROG	8	\$ 1,500
S-3311	22	FT , 12X12 FLOOR TILE	MISC	EAST CONFERENCE ROOM	112 SQ. FT.	NON-FRIABLE	O&M PROG	8	\$ 1,500
S-3321	05	AFT , 9X9 FLOOR TILE	MISC	THROUGHOUT BUILDING	2760 SQ. FT.	NON-FRIABLE	O&M PROG	8	\$ 8,280
S-3321	06	AFTM , 9X9 FLOOR TILE MASTIC	MISC	THROUGHOUT BUILDING	2760 SQ. FT.	NON-FRIABLE	O&M PROG	8	\$ 5,520
S-523	16	AFT , 9X9 FLOOR TILE	MISC	THROUGHOUT BUILDING	6400 SQ. FT.	NON-FRIABLE	O&M PROG	8	\$19,200
S-523	17	AFTM , 9X9 FLOOR TILE MASTIC	MISC	THROUGHOUT BUILDING	6400 SQ. FT.	NON-FRIABLE	O&M PROG	8	\$12,800
S-664	27	AFT , 9X9 FLOOR TILE	MISC	1ST FLOOR SOUTH OFFICES	1600 SQ. FT.	NON-FRIABLE	O&M PROG	8	\$ 4,800
S-664	28	AFTM , 9X9 FLOOR TILE MASTIC	MISC	1ST FLOOR SOUTH OFFICES	1600 SQ. FT.	NON-FRIABLE	O&M PROG	8	\$ 3,200
S-664	29	AFT , 9X9 FLOOR TILE	MISC	NORTH SIDE OF 1ST FLOOR	1900 SQ. FT.	NON-FRIABLE	O&M PROG	8	\$ 5,700
S-664	30	AFTM , 9X9 FLOOR TILE MASTIC	MISC	NORTH SIDE OF 1ST FLOOR	1900 SQ. FT.	NON-FRIABLE	O&M PROG	8	\$ 3,800
1-N	12	VF , VINYL FLOORING	MISC	ENTRANCE FOYERS	112 SQ. FT.	NON-FRIABLE	O&M PROG	8	\$ 1,500
350	12	AFT , 9X9 FLOOR TILE	MISC	OLD OFFICE SPACE SOUTH OF DOOR 5	464 SQ. FT.	NON-FRIABLE	O&M PROG	8	\$ 1,500
350	13	AFTM , 9X9 FLOOR TILE MASTIC	MISC	OLD OFFICE SPACE SOUTH OF DOOR 5	464 SQ. FT.	NON-FRIABLE	O&M PROG	8	\$ 1,500
350	163	FT , 12X12 FLOOR TILE	MISC	SHACK BAR	630 SQ. FT.	NON-FRIABLE	O&M PROG	8	\$ 1,890
350	165	FT , 12X12 FLOOR TILE	MISC	SHACK BAR	630 SQ. FT.	NON-FRIABLE	O&M PROG	8	\$ 1,890
350	167	CAB , CEMENT ASBESTOS BOARD	MISC	THROUGHOUT BUILDING	22640 SQ. FT.	NON-FRIABLE	O&M PROG	8	112200
350	57	FTH , 12X12 FLOOR TILE MASTIC	MISC	RECLAMATION SECTION NORTH BREAK RM	132 SQ. FT.	NON-FRIABLE	O&M PROG	8	\$ 1,500
350	62	AFT , 9X9 FLOOR TILE	MISC	RECLAMATION SECTION BREAK ROOM	144 SQ. FT.	NON-FRIABLE	O&M PROG	8	\$ 1,500
350	63	AFTM , 9X9 FLOOR TILE MASTIC	MISC	RECLAMATION SECTION BREAK ROOM	144 SQ. FT.	NON-FRIABLE	O&M PROG	8	\$ 1,500
350	64	AFT , 9X9 FLOOR TILE	MISC	RECLAMATION 2ND LEVEL	1451 SQ. FT.	NON-FRIABLE	O&M PROG	8	\$ 4,353
350	65	AFTM , 9X9 FLOOR TILE MASTIC	MISC	RECLAMATION 2ND LEVEL	1451 SQ. FT.	NON-FRIABLE	O&M PROG	8	\$ 2,902
370	109	AFT , 9X9 FLOOR TILE	MISC	SOUTHWEST AREA OF BUILDING	30800 SQ. FT.	NON-FRIABLE	O&M PROG	8	\$92,400

DDLP-KM

TABLE 2  
ACM Priority List

Bldg No.	Homogeneous Area		Mat. Cat.	Functional Space/Location	Quantity	Friability	Resp Action	Risk Index	Cost
	No.	Description							
370	110	AFTM , 9X9 FLOOR TILE MASTIC	MISC	SOUTHWEST AREA OF BUILDING	30800 SQ. FT.	NON-FRIABLE	O&M PROG	8	\$61,600
370	14	FTM , 12X12 FLOOR TILE MASTIC	MISC	GV 30 AREA	80 SQ. FT.	NON-FRIABLE	O&M PROG	8	\$ 1,500
370	17	FT , 12X12 FLOOR TILE	MISC	SHIELDS ROOM	375 SQ. FT.	NON-FRIABLE	O&M PROG	8	\$ 1,500
370	20	FTM , 12X12 FLOOR TILE MASTIC	MISC	WEST SIDE SHOP	800 SQ. FT.	NON-FRIABLE	O&M PROG	8	\$ 1,600
370	21	FT , 12X12 FLOOR TILE	MISC	ASSEMBLY DIASSEMBLY AREA	12000 SQ. FT.	NON-FRIABLE	O&M PROG	8	\$36,000
370	50	FT , 12X12 FLOOR TILE	MISC	AREAS 5 AND 6	36630 SQ. FT.	NON-FRIABLE	O&M PROG	8	109890
370	77	AFT , 9X9 FLOOR TILE	MISC	SE AREA	24000 SQ. FT.	NON-FRIABLE	O&M PROG	8	\$72,000
370	78	AFTM , 9X9 FLOOR TILE MASTIC	MISC	SE AREA	24000 SQ. FT.	NON-FRIABLE	O&M PROG	8	\$48,000
421	19	AFT , 9X9 FLOOR TILE	MISC	THROUGHOUT BUILDING	14960 SQ. FT.	NON-FRIABLE	O&M PROG	8	\$44,880
421	20	AFTM , 9X9 FLOOR TILE MASTIC	MISC	THROUGHOUT BUILDING	14960 SQ. FT.	NON-FRIABLE	O&M PROG	8	\$29,920
S-234	14	AFT , 9X9 FLOOR TILE	MISC	DINING ROOM	5856 SQ. FT.	NON-FRIABLE	O&M PROG	8	\$17,568
S-234	15	AFTM , 9X9 FLOOR TILE MASTIC	MISC	DINING ROOM	5856 SQ. FT.	NON-FRIABLE	O&M PROG	8	\$11,712
1-N	24	AFT , 9X9 FLOOR TILE	MISC	VAULT	400 SQ. FT.	NON-FRIABLE	O&M PROG	8	\$ 1,500
1-N	25	AFTM , 9X9 FLOOR TILE MASTIC	MISC	VAULT	400 SQ. FT.	NON-FRIABLE	O&M PROG	8	\$ 1,500
12	02	SJC , SPACKLE/JOINT COMPOUND	MISC	SOUTH CORNER	7661 SQ. FT.	NON-FRIABLE	O&M PROG	8	\$38,305
12	08	GS , GASKET	MISC	SOUTH BOILER	20 LN. FT.	NON-FRIABLE	O&M PROG	8	\$ 1,500
1399	16	CAB , CEMENT ASBESTOS BOARD	MISC	BASEMENT	25 SQ. FT.	NON-FRIABLE	O&M PROG	8	\$ 1,500
1399	17	AFT , 9X9 FLOOR TILE	MISC	BASEMENT BEDROOM	192 SQ. FT.	NON-FRIABLE	O&M PROG	8	\$ 1,500
1456	02	CAB , CEMENT ASBESTOS BOARD	MISC	PUMPHOUSES	432 SQ. FT.	NON-FRIABLE	O&M PROG	8	\$ 2,160
1466	14	GS , GASKET	MISC	BOILER ROOM	20 LN. FT.	NON-FRIABLE	O&M PROG	8	\$ 1,500
1493	02	OTH , CAULKING	MISC	NORTH WALL	36 LN. FT.	NON-FRIABLE	O&M PROG	8	\$ 1,500
18	01	AFT , 9X9 FLOOR TILE	MISC	OFFICE	126 SQ. FT.	NON-FRIABLE	O&M PROG	8	\$ 1,500
18	02	AFTM , 9X9 FLOOR TILE MASTIC	MISC	OFFICE	126 SQ. FT.	NON-FRIABLE	O&M PROG	8	\$ 1,500

DDCP-KM

TABLE 2  
ACM Priority List

Bldg No.	Homogeneous Area		Mat. Cat.	Functional Space/Location	Quantity	Friability	Resp Action	Risk Index	Cost
	No.	Description							
18	07	CAB , CEMENT ASBESTOS BOARD	MISC	PUMPHOUSE	250 SQ. FT.	NON-FRIABLE	O&M PROG	8	\$ 1,500
19	04	CAB , CEMENT ASBESTOS BOARD	MISC	EXTERIOR DOORS	500 SQ. FT.	NON-FRIABLE	O&M PROG	8	\$ 2,500
211	11	CAB , CEMENT ASBESTOS BOARD	MISC	FURNACE ROOM	56 SQ. FT.	NON-FRIABLE	O&M PROG	8	\$ 1,500
226	01	CAB , CEMENT ASBESTOS BOARD	MISC	VENT PANELS	8 SQ. FT.	NON-FRIABLE	O&M PROG	8	\$ 1,500
2323	09	RC , REFRACTORY CEMENT	MISC	BASEMENT	1 SQ. FT.	NON-FRIABLE	O&M PROG	8	\$ 1,500
2323	10	GS , GASKET	MISC	BASEMENT, FURNACE	2 SQ. FT.	NON-FRIABLE	O&M PROG	8	\$ 1,500
2326	07	GS , GASKET	MISC	BOILER ROOM	1 SQ. FT.	NON-FRIABLE	O&M PROG	8	\$ 1,500
2363	02	CAB , CEMENT ASBESTOS BOARD	MISC	EXTERIOR WALKWAY	3040 SQ. FT.	NON-FRIABLE	O&M PROG	8	\$15,200
2363	03	CAB , CEMENT ASBESTOS BOARD	MISC	TRUSS	425 SQ. FT.	NON-FRIABLE	O&M PROG	8	\$ 2,125
2365	02	CAB , CEMENT ASBESTOS BOARD	MISC	TUNNEL NORTH SIDE	30960 SQ. FT.	NON-FRIABLE	O&M PROG	8	154800
2628	01	CAB , CEMENT ASBESTOS BOARD	MISC	SOUTH CEILING	168 SQ. FT.	NON-FRIABLE	O&M PROG	8	\$ 1,500
2755	16	GS , GASKET	MISC	BOILER ROOM ON HOT-WATER HEATER	12 LN. FT.	NON-FRIABLE	O&M PROG	8	\$ 1,500
2761	01	CAB , CEMENT ASBESTOS BOARD	MISC	THROUGHOUT BUILDING	600 SQ. FT.	NON-FRIABLE	O&M PROG	8	\$ 3,000
320	07	PM , PIPE MASTIC	MISC	BOILER ROOM	210 LN. FT.	NON-FRIABLE	O&M PROG	8	\$ 1,500
320	08	PM , PIPE MASTIC	MISC	SHOP AREA	600 LN. FT.	NON-FRIABLE	O&M PROG	8	\$ 2,100
3252	06	GS , GASKET	MISC	EAST SIDE OF BOILER	10 LN. FT.	NON-FRIABLE	O&M PROG	8	\$ 1,500
3252	07	GS , GASKET	MISC	EAST SIDE OF BOILER	10 LN. FT.	NON-FRIABLE	O&M PROG	8	\$ 1,500
3257	02	CAB , CEMENT ASBESTOS BOARD	MISC	EAST SIDE CEILING AND HEATER STACK	192 SQ. FT.	NON-FRIABLE	O&M PROG	8	\$ 1,500
3387	03	CAB , CEMENT ASBESTOS BOARD	MISC	RESTROOM	188 SQ. FT.	NON-FRIABLE	O&M PROG	8	\$ 1,500
3626	07	GS , GASKET	MISC	BOILER ROOM	2 LN. FT.	NON-FRIABLE	O&M PROG	8	\$ 1,500
3626	08	GS , GASKET	MISC	BOILER ROOM	2 LN. FT.	NON-FRIABLE	O&M PROG	8	\$ 1,500
37	10	CAB , CEMENT ASBESTOS BOARD	MISC	COOLING TOWER	3000 SQ. FT.	NON-FRIABLE	O&M PROG	8	\$15,000
370	10	DM , DUCT MASTIC	MISC	SW PRODUCTION AREA, ABOVE CEILING	1600 LN. FT.	NON-FRIABLE	O&M PROG	8	\$ 5,600

DDLP-KM

TABLE 2  
ACM Priority List

Bldg No.	Homogeneous Area		Mat. Cat.	Functional Space/Location	Quantity	Friability	Resp Action	Risk Index	Cost
	No.	Description							
370	11	DN , DUCT MASTIC	MISC	SOUTHEAS AREA OF BUILDING	1380 LN. FT.	NON-FRIABLE	O&M PROG	8	\$ 4,830
3701	01	CAB , CEMENT ASBESTOS BOARD	MISC	WALLS AND CEILING	14600 SQ. FT.	NON-FRIABLE	O&M PROG	8	\$73,000
3702	01	CAB , CEMENT ASBESTOS BOARD	MISC	WALLS AND CEILING	14600 SQ. FT.	NON-FRIABLE	O&M PROG	8	\$73,000
3710	01	CAB , CEMENT ASBESTOS BOARD	MISC	WALLS AND CEILING	1600 SQ. FT.	NON-FRIABLE	O&M PROG	8	\$ 8,000
3711	01	CAB , CEMENT ASBESTOS BOARD	MISC	WALLS AND CEILING	14600 SQ. FT.	NON-FRIABLE	O&M PROG	8	\$73,000
3711	02	FD , FIRE DOOR	MISC	FIREDOORS	254 SQ. FT.	NON-FRIABLE	O&M PROG	8	\$50,800
3720	01	CAB , CEMENT ASBESTOS BOARD	MISC	WALLS AND CEILING	12800 SQ. FT.	NON-FRIABLE	O&M PROG	8	\$64,000
3725	01	CAB , CEMENT ASBESTOS BOARD	MISC	WALLS AND CEILING	5850 SQ. FT.	NON-FRIABLE	O&M PROG	8	\$29,250
3784	01	OTH , BLACK TAR	MISC	EXTERIOR WALL	30 LN. FT.	NON-FRIABLE	O&M PROG	8	\$ 1,500
3810	05	GS , GASKET	MISC	BOILER SOUTH SIDE	20 LN. FT.	NON-FRIABLE	O&M PROG	8	\$ 1,500
3810	06	GS , GASKET	MISC	BOILER ROOM	20 LN. FT.	NON-FRIABLE	O&M PROG	8	\$ 1,500
3812	09	OTH , PREFORMED INSULATION	MISC	BOILER ROOM AIR HANDLER DUCT	104 SQ. FT.	NON-FRIABLE	O&M PROG	8	\$ 1,500
3812	11	GS , GASKET	MISC	BOILER ROOM	7 LN. FT.	NON-FRIABLE	O&M PROG	8	\$ 1,500
3812	15	OTH , WHITE PATCH WRAP	MISC	BOILER ROOM ON AIRDUCT	20 SQ. FT.	NON-FRIABLE	O&M PROG	8	\$ 1,500
4	32	OTH , ROOF TAR	MISC	STEAM PIPE SHED	196 SQ. FT.	NON-FRIABLE	O&M PROG	8	\$ 1,500
4341	04	CAB , CEMENT ASBESTOS BOARD	MISC	BOILER ROOM	540 SQ. FT.	NON-FRIABLE	O&M PROG	8	\$ 2,700
47	02	WB , WALL BOARD (GYPSUM TYPE)	MISC	PUMPHOUSE INTERIOR	900 SQ. FT.	NON-FRIABLE	O&M PROG	8	\$ 4,500
4756	01	GS , GASKET	MISC	COMPRESSOR	2 SQ. FT.	NON-FRIABLE	O&M PROG	8	\$ 1,500
5	30	FL , FELT PAPER (ROOF)	MISC	PIPE TRENCH HOUSE	48 SQ. FT.	NON-FRIABLE	O&M PROG	8	\$ 1,500
503	06	AFT , 9X9 FLOOR TILE	MISC	FRONT PORCH	252 SQ. FT.	NON-FRIABLE	O&M PROG	8	\$ 1,500
503	07	AFTM , 9X9 FLOOR TILE MASTIC	MISC	FRONT PORCH	252 SQ. FT.	NON-FRIABLE	O&M PROG	8	\$ 1,500
503	13	RC , REFRACTORY CEMENT	MISC	BOILER ROOM	2 SQ. FT.	NON-FRIABLE	O&M PROG	8	\$ 1,500
503	14	RC , REFRACTORY CEMENT	MISC	BOILER ROOM	1 SQ. FT.	NON-FRIABLE	O&M PROG	8	\$ 1,500

DDP-EM

TABLE 2  
ACM Priority List

Bldg No.	Homogeneous Area		Mat. Cat.	Functional Space/Location	Quantity	Friability	Resp Action	Risk Index	Cost
	No.	Description							
5249	01	CAB , CEMENT ASBESTOS BOARD	MISC	CEILING	384 SQ. FT.	NON-FRIABLE	O&M PROG	8	\$ 1,920
5250	24	PM , PIPE MASTIC	MISC	FURNACE ROOM	50 SQ. FT.	NON-FRIABLE	O&M PROG	8	\$ 1,500
5250	30	DCC , DUCT CONNECTION CLOTH	MISC	FURNACE ROOM	2 SQ. FT.	NON-FRIABLE	O&M PROG	8	\$ 1,500
5301	01	CAB , CEMENT ASBESTOS BOARD	MISC	CEILING	11297 SQ. FT.	NON-FRIABLE	O&M PROG	8	\$56,485
5302	01	CAB , CEMENT ASBESTOS BOARD	MISC	CEILING	11297 SQ. FT.	NON-FRIABLE	O&M PROG	8	\$56,485
5302	02	OTH , TEXTURED BRICK	MISC	INTERIOR/EXTERIOR WALLS	13500 SQ. FT.	NON-FRIABLE	O&M PROG	8	\$67,500
5303	01	CAB , CEMENT ASBESTOS BOARD	MISC	CEILING	11297 SQ. FT.	NON-FRIABLE	O&M PROG	8	\$56,485
5304	01	CAB , CEMENT ASBESTOS BOARD	MISC	CEILING	11297 SQ. FT.	NON-FRIABLE	O&M PROG	8	\$56,485
5305	01	CAB , CEMENT ASBESTOS BOARD	MISC	CEILING	11297 SQ. FT.	NON-FRIABLE	O&M PROG	8	\$56,485
5306	01	CAB , CEMENT ASBESTOS BOARD	MISC	CEILING	11279 SQ. FT.	NON-FRIABLE	O&M PROG	8	\$56,395
5307	01	CAB , CEMENT ASBESTOS BOARD	MISC	CEILING	11297 SQ. FT.	NON-FRIABLE	O&M PROG	8	\$56,485
5308	01	CAB , CEMENT ASBESTOS BOARD	MISC	CEILING	11297 SQ. FT.	NON-FRIABLE	O&M PROG	8	\$56,485
5308	02	OTH , TEXTURED BRICK	MISC	INTERIOR/EXTERIOR WALLS	13500 SQ. FT.	NON-FRIABLE	O&M PROG	8	\$67,500
5309	01	CAB , CEMENT ASBESTOS BOARD	MISC	CEILING	11297 SQ. FT.	NON-FRIABLE	O&M PROG	8	\$56,485
5310	01	CAB , CEMENT ASBESTOS BOARD	MISC	CEILING	11297 SQ. FT.	NON-FRIABLE	O&M PROG	8	\$56,485
5310	02	OTH , TEXTURED BRICK	MISC	INTERIOR/EXTERIOR WALLS	13500 SQ. FT.	NON-FRIABLE	O&M PROG	8	\$67,500
5311	12	CAB , CEMENT ASBESTOS BOARD	MISC	NORTHWEST CORNER OF BUILDING	11279 SQ. FT.	NON-FRIABLE	O&M PROG	8	\$56,395
57	08	CAB , CEMENT ASBESTOS BOARD	MISC	DIRECTOR OF INFO, NORTH END	1517 SQ. FT.	NON-FRIABLE	O&M PROG	8	\$ 7,585
617	05	CAB , CEMENT ASBESTOS BOARD	MISC	ATTIC ABOVE KITCHEN	30 SQ. FT.	NON-FRIABLE	O&M PROG	8	\$ 1,500
617	06	AFT , 9X9 FLOOR TILE	MISC	NORTH END	1250 SQ. FT.	NON-FRIABLE	O&M PROG	8	\$ 3,750
617	07	AFTM , 9X9 FLOOR TILE MASTIC	MISC	NORTH END	1250 SQ. FT.	NON-FRIABLE	O&M PROG	8	\$ 2,500
617	08	AFT , 9X9 FLOOR TILE	MISC	KITCHEN AND MACHINE ROOM	298 SQ. FT.	NON-FRIABLE	O&M PROG	8	\$ 1,500
617	09	AFTM , 9X9 FLOOR TILE MASTIC	MISC	KITCHEN AND MACHINE ROOM	298 SQ. FT.	NON-FRIABLE	O&M PROG	8	\$ 1,500

WY-1700

TABLE 2  
ACM Priority List

Bldg No.	Homogeneous Area		Mat. Cat.	Functional Space/Location	Quantity	Friability	Resp Action	Risk Index	Cost
	No.	Description							
651	01	CAB , CEMENT ASBESTOS BOARD	MISC	EXTERIOR PUMPHOUSE	1700 SQ. FT.	NON-FRIABLE	O&M PROG	8	\$ 8,500
683	28	CAB , CEMENT ASBESTOS BOARD	MISC	PAINT ROOM	320 SQ. FT.	NON-FRIABLE	O&M PROG	8	\$ 1,600
8	02	GS , GASKET	MISC	BOILER HOUSE	80 LN. FT.	NON-FRIABLE	O&M PROG	8	\$ 1,500
S-2260	04	DM , DUCT MASTIC	MISC	MECHANICAL ROOM	100 SQ. FT.	NON-FRIABLE	O&M PROG	8	\$ 1,500
S-2377	03	CAB , CEMENT ASBESTOS BOARD	MISC	EXTERIOR WALL AND CEILING	5188 SQ. FT.	NON-FRIABLE	O&M PROG	8	\$25,940
S-247	02	CAB , CEMENT ASBESTOS BOARD	MISC	BOILER ROOM	184 SQ. FT.	NON-FRIABLE	O&M PROG	8	\$ 1,500
S-3237	01	CAB , CEMENT ASBESTOS BOARD	MISC	UPSTAIRS DINING RM SOUTH WALL	52 SQ. FT.	NON-FRIABLE	O&M PROG	8	\$ 1,500
S-3237	02	VF , VINYL FLOORING	MISC	UPSTAIRS DINING ROOM	1442 SQ. FT.	NON-FRIABLE	O&M PROG	8	\$ 4,326
S-3237	03	VFB , VINYL FLOORING BASE	MISC	UPSTAIRS DINING ROOM	1442 SQ. FT.	NON-FRIABLE	O&M PROG	8	\$ 2,884
S-3237	04	OTH , FELT	MISC	UPSTAIRS DINING ROOM	1442 SQ. FT.	NON-FRIABLE	O&M PROG	8	\$ 7,210
S-3237	06	SJC , SPACKLE/JOINT COMPOUND	MISC	DOWNSTAIRS, EAST SIDE CEILING	434 SQ. FT.	NON-FRIABLE	O&M PROG	8	\$ 2,170
S-3237	10	AFT , 9X9 FLOOR TILE	MISC	UPSTAIRS, EASTSIDE	378 SQ. FT.	NON-FRIABLE	O&M PROG	8	\$ 1,500
S-3237	11	AFTM , 9X9 FLOOR TILE MASTIC	MISC	UPSTAIRS, EASTSIDE	378 SQ. FT.	NON-FRIABLE	O&M PROG	8	\$ 1,500
S-3237	12	AFT , 9X9 FLOOR TILE	MISC	UPSTAIRS, WESTSIDE KITCHEN	190 SQ. FT.	NON-FRIABLE	O&M PROG	8	\$ 1,500
S-3237	13	AFTM , 9X9 FLOOR TILE MASTIC	MISC	UPSTAIRS, WESTSIDE KITCHEN	190 SQ. FT.	NON-FRIABLE	O&M PROG	8	\$ 1,500
S-3311	09	GS , GASKET	MISC	BOILER ROOM	1 SQ. FT.	NON-FRIABLE	O&M PROG	8	\$ 1,500
S-3311	14	CAB , CEMENT ASBESTOS BOARD	MISC	BOILER ROOM	24 SQ. FT.	NON-FRIABLE	O&M PROG	8	\$ 1,500
S-412	05	FT , 12X12 FLOOR TILE	MISC	EAST AREA	762 SQ. FT.	NON-FRIABLE	O&M PROG	8	\$ 2,286
S-412	07	FT , 12X12 FLOOR TILE	MISC	SOUTH EAST ROOM	288 SQ. FT.	NON-FRIABLE	O&M PROG	8	\$ 1,500
S-412	08	FTM , 12X12 FLOOR TILE MASTIC	MISC	SOUTH EAST ROOM	288 SQ. FT.	NON-FRIABLE	O&M PROG	8	\$ 1,500
S-412	20	AFT , 9X9 FLOOR TILE	MISC	EAST AREA	200 SQ. FT.	NON-FRIABLE	O&M PROG	8	\$ 1,500
S-581	15	AFT , 9X9 FLOOR TILE	MISC	CLOSET BELOW STAIRS	40 SQ. FT.	NON-FRIABLE	O&M PROG	8	\$ 1,500
S-581	16	AFTM , 9X9 FLOOR TILE MASTIC	MISC	CLOSET BELOW STAIRS	40 SQ. FT.	NON-FRIABLE	O&M PROG	8	\$ 1,500

DDP-7M

TABLE 2  
ACM Priority List

Bldg No.	Homogeneous Area		Mat. Cat.	Functional Space/Location	Quantity	Friability	Resp Action	Risk Index	Cost
	No.	Description							
S-616	10	AFT , 9X9 FLOOR TILE	MISC	RESTROOMS	470 SQ. FT.	NON-FRIABLE	O&M PROG	8	\$ 1,500
S-616	11	AFTM , 9X9 FLOOR TILE MASTIC	MISC	RESTROOMS	470 SQ. FT.	NON-FRIABLE	O&M PROG	8	\$ 1,500
S-618	03	CAB , CEMENT ASBESTOS BOARD	MISC	BOILER ROOM	50 SQ. FT.	NON-FRIABLE	O&M PROG	8	\$ 1,500
S-637	01	FT , 12X12 FLOOR TILE	MISC	RESTROOMS	169 SQ. FT.	NON-FRIABLE	O&M PROG	8	\$ 1,500
S-637	04	CB , CEILING BOARD(GYPSUM)	MISC	RESTROOMS	169 SQ. FT.	NON-FRIABLE	O&M PROG	8	\$ 1,500
S-637	05	SJC , SPACKLE/JOINT COMPOUND	MISC	RESTROOMS	953 SQ. FT.	NON-FRIABLE	O&M PROG	8	\$ 4,765
S-637	08	SJC , SPACKLE/JOINT COMPOUND	MISC	CHURCH AREA	2130 SQ. FT.	NON-FRIABLE	O&M PROG	8	\$10,650
S-637	09	OTH , BLACK PUTTY	MISC	EXTERIOR NORTHEAST CORNER	1 SQ. FT.	NON-FRIABLE	O&M PROG	8	\$ 1,500
S-637	15	PH , PIPE MASTIC	MISC	CRAWLSPACE OF CHURCH	20 LH. FT.	NON-FRIABLE	O&M PROG	8	\$ 1,500
S-637	17	AFT , 9X9 FLOOR TILE	MISC	BALCONY AND OFFICE	485 SQ. FT.	NON-FRIABLE	O&M PROG	8	\$ 1,500
S-637	18	AFT , 9X9 FLOOR TILE	MISC	CHURCH	1944 SQ. FT.	NON-FRIABLE	O&M PROG	8	\$ 5,832
S-637	19	AFTM , 9X9 FLOOR TILE MASTIC	MISC	BALCONY AND OFFICE	485 SQ. FT.	NON-FRIABLE	O&M PROG	8	\$ 1,500
S-637	20	AFTM , 9X9 FLOOR TILE MASTIC	MISC	CHURCH	1944 SQ. FT.	NON-FRIABLE	O&M PROG	8	\$ 3,888
T-2282	03	AFT , 9X9 FLOOR TILE	MISC	THROUGHOUT BUILDING	432 SQ. FT.	NON-FRIABLE	O&M PROG	8	\$ 1,500
T-2282	04	AFTM , 9X9 FLOOR TILE MASTIC	MISC	THROUGHOUT BUILDING	432 SQ. FT.	NON-FRIABLE	O&M PROG	8	\$ 1,500
T-2283	01	CAB , CEMENT ASBESTOS BOARD	MISC	SOUTH SIDE CHIMNEY	40 SQ. FT.	NON-FRIABLE	O&M PROG	8	\$ 1,500
T-2325	02	AFTM , 9X9 FLOOR TILE MASTIC	MISC	THROUGHOUT BUILDING	357 SQ. FT.	NON-FRIABLE	O&M PROG	8	\$ 1,500
T-2325	04	CAB , CEMENT ASBESTOS BOARD	MISC	EXTERIOR WALLS SIDING	774 SQ. FT.	NON-FRIABLE	O&M PROG	8	\$ 3,870
T-3380	03	GS , GASKET	MISC	COMPRESSOR PRESSURE LINE	1 SQ. FT.	NON-FRIABLE	O&M PROG	8	\$ 1,500
5647	01	CAB , CEMENT ASBESTOS BOARD	MISC	EXTERIOR OF BUILDING	85000 SQ. FT.	NON-FRIABLE	O&M PROG	8	425000
1-55	02	RC , REFRACTORY CEMENT	MISC	NORTH SIDE	1 SQ. FT.	NON-FRIABLE	O&M PROG	8	\$ 1,500
1-55	03	AFT , 9X9 FLOOR TILE	MISC	THROUGHOUT BUILDING	384 SQ. FT.	NON-FRIABLE	O&M PROG	8	\$ 1,500
1-55	04	AFTM , 9X9 FLOOR TILE MASTIC	MISC	THROUGHOUT BUILDING	384 SQ. FT.	NON-FRIABLE	O&M PROG	8	\$ 1,500



W-1-KM

TABLE 2  
ACM Priority List

Bldg No.	Homogeneous Area		Mat. Cat.	Functional Space/Location	Quantity	Friability	Resp Action	Risk Index	Cost
	No.	Description							
43	04	GS , GASKET	MISC	BOILER ROOM	20 LN. FT.	NON-FRIABLE	O&M PROG	8	\$ 1,500
44	06	CAB , CEMENT ASBESTOS BOARD	MISC	PUMPHOUSE	900 SQ. FT.	NON-FRIABLE	O&M PROG	8	\$ 4,500
505	14	GS , GASKET	MISC	BASEMENT	4 SQ. FT.	NON-FRIABLE	O&M PROG	8	\$ 1,500
652	01	CAB , CEMENT ASBESTOS BOARD	MISC	EXTERIOR PUMPHOUSE	1700 SQ. FT.	NON-FRIABLE	O&M PROG	8	\$ 8,500
S-619	22	AFT , 9X9 FLOOR TILE	MISC	STORAGE ROOM	156 SQ. FT.	NON-FRIABLE	O&M PROG	8	\$ 1,500
S-619	23	AFTM , 9X9 FLOOR TILE MASTIC	MISC	STORAGE ROOM	156 SQ. FT.	NON-FRIABLE	O&M PROG	8	\$ 1,500
T-228	01	CAB , CEMENT ASBESTOS BOARD	MISC	THROUGHOUT BUILDING	8250 SQ. FT.	NON-FRIABLE	O&M PROG	8	\$41,250
T-228	03	CAB , CEMENT ASBESTOS BOARD	MISC	NORTHEAST CORNER	300 SQ. FT.	NON-FRIABLE	O&M PROG	8	\$ 1,500

ASBESTOS ASSESSMENT SURVEY  
LETTERKENNY ARMY DEPOT  
CHAMBERSBURG, PENNSYLVANIA

DDUP-KM

INTRODUCTION

Between March 13 and March 28, 1989, representatives of Environmental Management Systems, Inc. (EMS) inspected Eleven (11) buildings at the Letterkenny Army Depot as part of Phase I of a base-wide asbestos assessment survey being conducted by GNM & Associates. The eleven buildings surveyed were:

Building 3	Building 500
Building 6	Building 521
Building 10	Building 522
Building 238	Building 529
Building 423	Building 646
	Building 2360

SURVEY PROCEDURES

- 1) Visual Inspection/Assessment: The survey team performed a visual inspection of all accessible areas in each building, locating and quantifying all suspected asbestos-containing materials (ACM). In addition, an assessment of the potential exposure hazard to building occupants was made utilizing a multi-variable algorithm.
- 2) Bulk Sampling: Bulk samples were taken of all suspected asbestos-containing materials (ACM). All bulk samples were taken in accordance with the EPA Guidance for Controlling Friable Asbestos-Containing Materials in Buildings. Bulk sample analysis was performed using Polarized Light Microscopy (PLM) by International - Technical Environmental Management (i-TEM), 12850 Middlebrook Road, Germantown, Maryland.
- 3) TEM Vacuum Samples: Two (2) vacuum samples were taken in each building to test for contamination of surfaces. The samples were taken using a low-volume pump with a 25 mm cassette; an area of one hundred (100)

square centimeters was vacuumed for each sample. The cassettes were analyzed by Transmission Electron Microscopy (TEM) for the presence and concentration of asbestos fibers.

DDLP-KPM

## FINDINGS & OBSERVATIONS

### Building 3

Building 3, the General Administration/Communications Center, is a large, single-story building with 99,276 square feet of usable space. Sixty-seven (67) bulk samples were taken during the inspection; fifty-five (55) of these samples were found to contain asbestos.

ACM identified during the survey includes: Transite cement-board panels in the mechanical rooms; exhaust stack and tank insulations in the boiler room; asbestos cloth duct connectors in the HVAC mechanical rooms; pipe insulations and mudded fittings in the boiler room, and above ceilings throughout the building; and nine inch and twelve inch square floor tiles throughout the building.

Two TEM vacuum samples were taken in the boiler room of Building 3. Neither of these samples indicated surface contamination by asbestos fibers.

### Building 6

Building 6, the C/H Warehouse, is a large one story structure with 90,180 square feet of usable space. Twenty-six (26) bulk samples were taken of suspect materials; twelve (12) of these samples tested positively for the presence of asbestos.

Asbestos-containing materials (ACM) identified during the survey include: corrugated pipe insulation and mudded fittings in the mechanical room; transite panels on the walls of the building; nine inch square vinyl asbestos floor tiles in the hallways and southeast corner offices; and tile mastic or

underlay beneath all floor tiles. None of the materials identified presented a significant exposure threat at the time of the inspection.

Two TEM vacuum samples were taken, both in the south storage area. Neither of the samples indicated surface contamination by asbestos fibers.

#### Building 10

Building 10, the General Administration/ADP Building, is a one story structure with 62,249 square feet of usable space. Twenty-three (23) bulk samples were taken during the inspection; nine (9) of these samples were found to contain asbestos.

ACM identified during the survey includes: magnesia-type pipe insulation in the mechanical rooms; asbestos cloth duct connectors in the mechanical rooms; nine inch square vinyl asbestos floor tile throughout the building; and tile mastic or underlay beneath the floor tiles. None of the ACM identified presented a significant exposure threat at the time of the inspection.

Two TEM vacuum samples were taken in building 10. One sample, taken in the south mechanical room, indicates surface contamination of 266 fibers/cm<sup>2</sup> of chrysotile asbestos.

#### Building 238

Building 238, a General Purpose Administration Building, is a two story structure with 17,918 square feet of usable space. Seventeen (17) bulk samples were taken of suspect materials; six (6) of these samples tested positively for the presence of asbestos.

Asbestos-containing materials (ACM) identified during the survey include: nine inch square vinyl floor tiles, boiler exhaust duct insulation, and pipe fittings from the air handling unit in the boiler room.

DDIP-KM

Two TEM vacuum samples were taken in the boiler room. One of the samples indicates surface contamination of 53 fiber/cm<sup>2</sup> of chrysotile asbestos, and the other sample indicates surface contamination of 160 fibers/cm<sup>2</sup> of chrysotile asbestos.

DDLP-KM

#### Building 423

Building 423, the Oil Heating Plant, is a single story structure with 3,254 square feet of usable space. Eight (8) bulk samples were taken of suspect materials; seven (7) of these samples tested positively for the presence of asbestos.

Asbestos-containing materials (ACM) identified during the survey include cementitious pipe insulation and fittings, and boiler breeching insulation.

Two TEM vacuum samples were taken during the survey; neither of the samples indicated surface contamination by asbestos fibers.

#### Building 500

Building 500, the Post Headquarters/Dispensary, is a three story structure with 31,852 square feet of usable space. Seventeen (17) bulk samples were taken of suspect materials; six (6) of these samples tested positively for the presence of asbestos.

Asbestos-containing materials (ACM) identified during the survey include: nine inch square vinyl floor tiles. None of the materials identified presented a significant exposure threat at the time of the inspection.

Two TEM vacuum samples were taken during the survey. Neither of the samples indicated surface contamination by asbestos fibers

DDP-101

Building 521

Building 521, the Fire/Police Station, is a two story structure with a partial basement and 11,336 square feet of usable space. There were thirty-seven (37) bulk samples taken during the survey; twenty-one (21) of these samples tested positively for the presence of asbestos.

ACM identified during the survey includes: exhaust stack and tank insulations in the boiler room; sprayed-on acoustical insulation in the first floor mechanical room; pipe insulation and mudded fittings in the boiler room; and nine inch square floor tiles throughout the building.

Two TEM vacuum samples were taken in Building 521. Neither of the samples indicated surface contamination by asbestos fibers.

Building 522

Building 522, the General Administration/Telephone Exchange Building, is a three-story structure with 11,844 square feet of usable space. Thirty (30) bulk samples were taken during the inspection; seventeen (17) of these samples were found to contain asbestos.

ACM identified during the survey includes: boiler gasket material, magnesia-type pipe insulation, mudded elbows, and boiler exhaust insulation in the basement boiler room; ceiling tile glue or mastic, remaining from an earlier renovation, throughout the first and second floor ceilings; and nine inch square vinyl asbestos floor tiles throughout the basement, first, and second floors.

Two TEM vacuum samples were taken in the basement mechanical room. One of the samples, from the south half of the room, indicates surface contamination of 426 fibers/cm<sup>2</sup> of Amosite asbestos.

Building S529

Building S529, the officer's Club, is a two story structure with 10,903 square feet of usable floor space.

Forty-three (43) bulk samples were taken of suspect material; Sixteen (16) of these samples tested positively for the presence of asbestos.

Asbestos-containing materials (ACM) identified during the survey include debris and mudded valve fittings, tile mastic beneath all floor tiles, and nine inch (9") square floor tiles.

Two TEM vacuum samples were taken in the mechanical room. Neither of the samples indicated surface contamination by asbestos fibers.

Building 646

Building 646, the Youth Activity Center, is a one level structure with 3,000 square feet of usable space. Six (6) bulk samples were taken of suspect materials; none of these samples tested positively for the presence of asbestos.

Two TEM vacuum samples were taken, one in the mechanical room and one in the main activity room. Neither of the samples indicated surface contamination by asbestos fibers.

Building 2360

Building 2360, the Boiler House, is a one level brick structure with 1260 square feet of usable space. Twelve (12) bulk samples were taken of suspect materials; eight (8) of these samples tested positively for the presence of asbestos.

DDUP-DM

Asbestos-containing materials (ACM) identified during the survey include: boiler tank insulation; boiler breeching; boiler exhaust stack insulation; cementitious pipe insulation; and mudded fittings. The ceiling in the Boiler House was covered with 2' x 8' panels which appeared to be transite board.

Two TEM vacuum samples were taken; neither of the samples indicated surface contamination by asbestos fibers.

*DDLP-KM*



DDIP-XM

PCB TRANSFORMERS IN-SERVICE

ID. NO.	S/N	LOCATION	CONC. PPM	MANUFACTURER
XF-042	6711350	BLDG 426	76	GENERAL ELECTRIC
XF-044	6710460	BLDG 426	55	GENERAL ELECTRIC
XF-261	B557942	TANK FARM	55	GENERAL ELECTRIC
XF-284	8449624	BLDG 500	55	GENERAL ELECTRIC
XF-285	B459324	BLDG 500	90	GENERAL ELECTRIC
XF-286	9230496	BLDG 500	57	GENERAL ELECTRIC
XF-427	D404601	BLDG 400	75	GENERAL ELECTRIC
XF-428	D404503	BLDG 400	60	GENERAL ELECTRIC
XF-429	D404605	BLDG 400	80	GENERAL ELECTRIC
XF-563	F964348	BLDG 3810	60	GENERAL ELECTRIC
XF-618	768631Y74A	BLDG 424	85	GENERAL ELECTRIC
XF-093	6712811	BLDG 4341	440	GENERAL ELECTRIC
XF-111	6679933	BLDG 1481	213	GENERAL ELECTRIC
XF-119	6684076	BLDG 1481	90	GENERAL ELECTRIC
XF-022	6690417	BLDG 211	60	GENERAL ELECTRIC
XF-328	B706980	BLDG 42	150	GENERAL ELECTRIC

ATTACHMENT D-2

# SECTION E

## AIR QUALITY

**IX.E.1.\*** Identify the air quality control region (AQCR) in which the installation is located:  
FRANKLIN COUNTY, PENNSYLVANIA AIR QUALITY REGION  
SOUTH CENTRAL PENNSYLVANIA INTRASTATE AQCR

**IX.E.2.\*** Indicate whether the installation is in an area designated by EPA as an attainment (PSD), nonattainment, or unclassified area for each of the following criteria air pollutants:

Ozone	<u>NONATTAINMENT</u>
Nitrogen Dioxide (NO <sub>x</sub> )	<u>UNCLASSIFIED</u>
Carbon Monoxide (CO)	<u>"</u>
Particulate Matter (PM-10)	<u>"</u>
Sulfur Dioxide	<u>ATTAINMENT</u>
Lead	<u>"</u>

**IX.E.3.\*** Is the installation in an area that is currently being proposed by EPA to be nonattainment for any of the above pollutants? YES  NO

**IX.E.3.a.\*** If YES, list pollutants:

**IX.E.4.\*** List the air pollution sources that contribute to nonattainment on the installation (e.g., stationary, mobile) [tenants should only list those in their area]:

SURFACE COATING OPERATIONS  
BOILERS

**IX.E.4.a.\*** On a separate copy of the standard installation map provided for the overall data call, identify the location of stationary air pollution sources and label the map Air Quality.

**IX.E.5.\*** Has the installation been required to implement special actions to comply with the State Implementation Plan (SIP) (e.g., carpooling, emission reduction credits)? YES  NO

**IX.E.5.a.\*** If YES, define actions:

## AIR QUALITY (continued)

**IX.E.6.\*** Have restrictions or delays on operations occurred on the installation due to air quality considerations?  YES  NO

**IX.E.6.a.\*** If YES, describe restrictions: SURFACE COATING OPERATIONS WERE MANAGED TO MAINTAIN VOC EMISSIONS BELOW REGULATORY THRESHOLDS PRIOR TO 1991. CURRENTLY, EMISSION CONTROL EQUIPMENT IS UNDER CONSTRUCTION TO ALLOW USE OF NON-COMPLIANT COATINGS

**IX.E.7.\*** If the installation is in an area that is designated as nonattainment for ozone, circle the EPA-designated severity of nonattainment: SEVERITY NOT DETERMINED

Design Value: (ppm)	Marginal	Moderate	Serious	Severe-15	Severe-17	Extreme
	0.121 up to 0.138	0.138 up to 0.160	0.160 up to 0.180	0.180 up to 0.280	0.190 up to 0.280	0.280 and above
					1988 Value	

**IX.E.7.a.\*** Is the installation part of an EPA-designated multi-state ozone transport region?  YES  NO

**IX.E.7.b.\*** If YES, list the region:  
NORTHEAST OZONE TRANSPORT REGION

**IX.E.7.c.\*** Is the installation located in a rural transport area? YES  NO

**IX.F.8.** If the installation is in an area designated as marginal for ozone nonattainment:

**IX.E.8.a.** Has the state requested an extension to the ozone attainment deadline of 1993? YES  NO

**IX.E.8.b.** Has EPA concluded that the state has fulfilled the 1993 attainment date? YES  NO

**IX.E.8.c.** If NO to a and b, does the state expect EPA to redesignate the area to a worse classification (e.g., moderate)? YES  NO

**IX.E.9.** If the installation is in an area designated as moderate, serious, severe-15, severe-17, or extreme nonattainment for ozone:

**IX.E.9.a.** List the baseline level of emissions (baseline is assumed to be 1990 data or other year specified):

## AIR QUALITY (continued)

**IX.E.9.b.** List the amount of reduced average annual emissions of volatile organic compounds (VOCs) and NOx, by tons/year, for the installation resulting from permanent reductions in installation activity levels, process changes, or other measures implemented since November 15, 1990:

Source	Average Annual Reduction (tons/year)
1. Mobile source VOCs	
2. Stationary or area source VOCs	
3. Mobile source NOx	
4. Stationary or area source NOx	

**IX.E.9.c.** List the amount of increased average annual emissions of VOCs and NOx, by tons/year for the installation resulting from increased activity levels, facility expansion, process changes, or other measures implemented since November 15, 1990:

Source	Average Annual Reduction (tons/year)
1. Mobile source VOCs	
2. Stationary or area source VOCs	
3. Mobile source NOx	
4. Stationary or area source NOx	

**IX.E.10.\*** If the installation is in an area that is designated as nonattainment for CO, circle the EPA-designated severity of non attainment: N/A

<b>Moderate</b>	<b>Serious</b>
<i>Design Value (ppm):</i> 9.1 - 16.4	16.5 and above

**IX.E.11.\*** If the state has vehicle miles traveled (VMT) forecasts as part of its reasonable further progress or attainment plans, try to obtain a determination from the state of how many more VMTs above the 1990 baseline are allowed in the VMT attainment year forecast for the main road leading into and out of the base: N/A

Allowable Increase in VMT = \_\_\_\_\_

# AIR QUALITY (continued)

**IX.E.12.\*** If the installation is in an area that is nonattainment for PM-10, circle the EPA designated severity of non attainment:

Moderate      Serious

N/A

**IX.E.13.\*** Does the installation have operations/activities that require air emissions permits?

YES       NO

**IX.E.13.a.\*** If YES, describe operation/activities, permit conditions and status, and permit violations (since 1990):

SEE ATTACHMENT E-1

**IX.E.13.b.\*** When was the most recent inspection (mm/dd/yy)?

7/12/94

**IX.E.14.** Do any installation activities require continuous emissions monitoring systems?

YES       NO

**IX.E.14.a** If YES, identify:

TWO (2) EACH BOILERS, BLDG 349 FOR OPACITY

**IX.E.15.\*** If operations/activities were increased due to base realignment, would the installation require permit modification?

YES       NO

**IX.E.15.a.\*** If YES, at what percent increase would the installation require modification?

\_\_\_\_\_

**IX.E.16.\*** Do air pollution considerations present any potential restrictions to expansion or modification to existing facilities (e.g., conforming determination by the state, new source performance standards)?

YES       NO

**IX.E.16.a.\*** If YES, describe:

**IX.E.17.\*** Does the installation have any air emission reduction credits (ERCs)?

YES       NO

**IX.E.17.a.\*** If YES, how many?

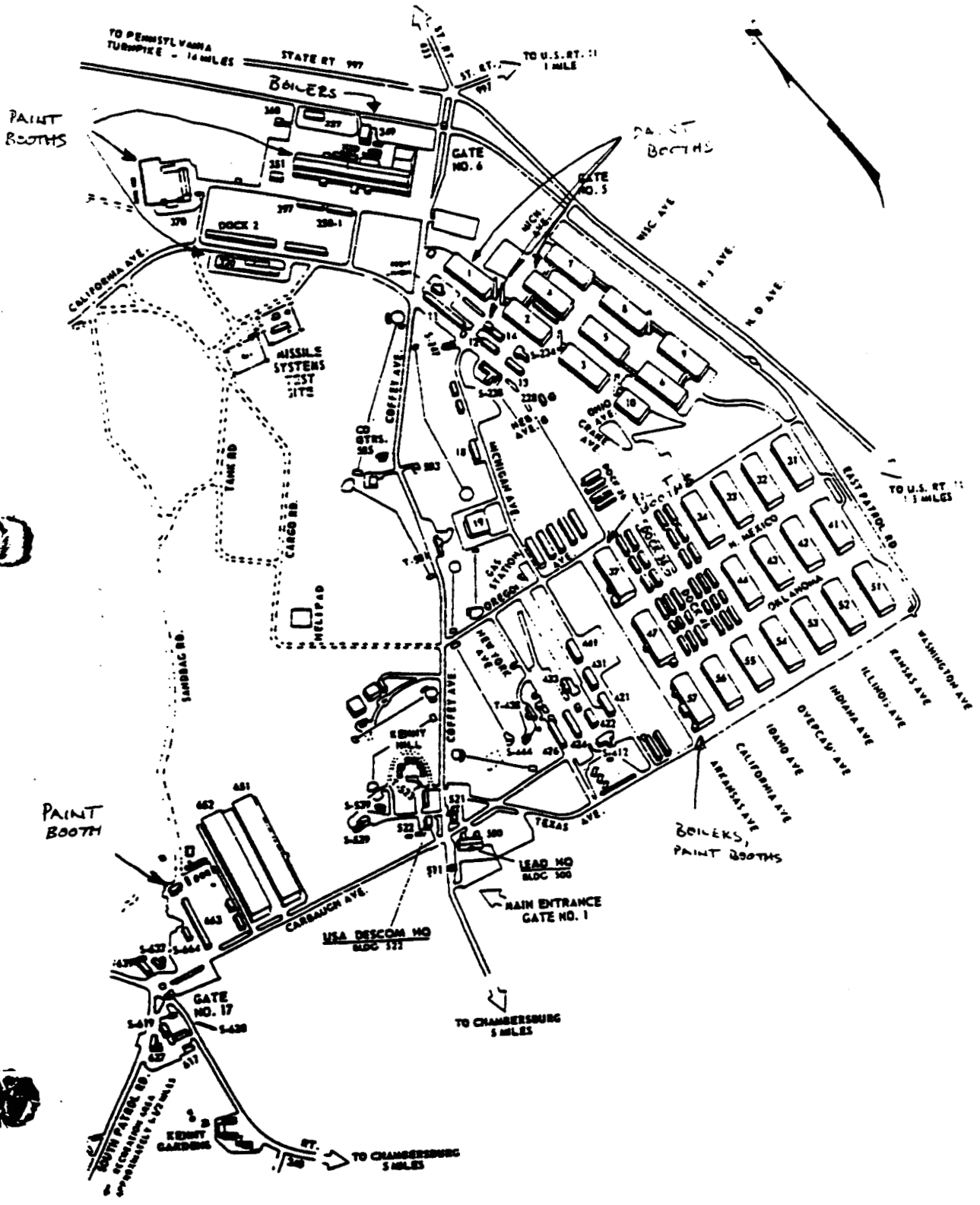
\_\_\_\_\_

**AIR QUALITY**  
(continued)

- IX.E.17.b.\* If NO, is there any potential for getting ERCs?* YES  NO
- IX.E.18.\* Is the installation subject to any emission offset requirements?* YES  NO
- IX.E.18.a.\* If YES, describe:*
- IX.E.19.\* Does the installation have a PSD program?* YES  NO
- IX.E.20. Does the installation have a pollution abatement plan?* YES NO
- IX.E.21. Refer to Section G and list all actual and planned compliance costs for Air Quality for fiscal years 1994 - 2001.*

(This page was intentionally left blank)

MAPS AIR QUALITY



DDLP-KM



Significant Sources of LEAD Emissions to Outside Air - 4/18/94

BLDG.	LEAD NO.	DESCRIPTION	*PLAN APPROVAL	PERMIT NO.	EXP. DATE
1	1010	Paint Booth, Open Face			
	2169	Vapor Degreaser, Delta		28-327-001B	In Active
	5038	Vapor Degreaser, Autosonics		28-327-001B	02-28-99
	5531	Vapor Degreaser, Ultra Kool		28-327-009	12-31-98
	347	Blast, Barrel, Glass Bead			
	1390	Blast, Glove Box, Glass Bead			
	15E7	Blast, Rotary, Glass Bead			
	3219	Blast, Rotary, Steel Shot		28-399-002	02-28-99
	2861	Chrome Plating Line/Scrubber		28-318-012	02-28-93
	2861	Reactivated Chrome Tank #5		28-318-012A(T)	02-28-98
4	756	Paint Booth, Open Face			
	313	Blast, Rotary, Steel Grit			
14	252	Paint Booth, Carousel			
	5476	Glove Box, Ag			
37	290	Paint Booth, Closed Face			
	468	Paint Booth, Carousel			
	470	Paint Booth, Open Face			
	341	Vapor Degreaser			
	5521	Vapor Degreaser, Ultra Kool		28-327-007	In Active
	5552	Vapor Degreaser, Ultra Kool		28-327-008	02-28-98
	1294	Blast, Ag			
57	717	Paint Booth, Drive-Thru			
	718	Paint Booth, Drive-Thru			
	719	Paint Booth, Drive-Thru			
320		3 Boilers		28-302-030	02-28-99
	3880	Paint Booth, Drive-Thru		28-318-004	02-28-98
	3881	Paint Booth, Drive-Thru			
	3882	Paint Booth, Drive-Thru		28-318-004	02-28-98
	3883	Paint Booth, Drive-Thru			
	3884	Paint Booth, Drive-Thru			
	3885	Paint Booth, Drive-Thru		28-318-004	02-28-98
	3886	Paint Booth, Drive-Thru		28-318-004	02-28-98
	4378	Paint Booth, Drive-Thru		28-318-004	02-28-98
	3930	Paint Booth, Drive-Thru			
3931	Paint Booth, Drive-Thru				
329		Boilers (3) *		28-302-054A PA	06-31-95
330	59	Paint Booth, Drive-Thru *		28-318-024 PA	11-30-95
	60	Paint Booth, Drive-Thru *		28-318-024 PA	11-30-95
	61a, 61b	Paint Booth, Carrousel *		28-318-024 PA	11-30-95
	2527	Paint Booth, Ballet with IR Oven*		28-318-024 PA	11-30-95
	2541	Paint Booth, Drive In, Closed			
	3605	Paint Booth, Open Face			
	4629	Paint Booth, Bench			
	2512	Vapor Degreaser, Delsea		28-327-003	02-28-98
	3331	Vapor Degreaser, Phillies		28-327-010	02-28-98
	MB146	Blast, Table, Steel Shot		28-323-009	02-28-98
370		Flame Spray Booths/Scrubbers		28-323-005	02-28-98
	200	Paint Booth, Carousel			
	412	Paint Booth, Open Face			
	2813	Paint Booth, Drive-Thru			

DDCP-KM

ATTACHMENT E-1

# SECTION F

## WATER QUALITY

### GROUNDWATER/POTABLE WATER

**IX.F.1.\*** Is the drinking water treatment system operated by the installation?  YES  NO

**IX.F.1.a.\*** If YES, when was the system constructed (mm/yy)? 1955

**IX.F.1.b.** Describe the operating history, permit status, and permit violations or exceeded maximum contaminant levels (MCLs) from fiscal year 1990:

**IX.F.1.c.\*** What is the remaining life expectancy of the system (in years)? 20

**IX.F.1.c.(1)\*** Explain any suspected problems with the remaining life expectancy of the system:

NONE

**IX.F.1.d.** Does the system currently meet regulatory requirements (e.g., SDWA)?  YES  NO

**IX.F.1.d.(1)** If NO, explain:

**IX.F.1.e.** Has the system been upgraded or replaced? YES  NO

**IX.F.1.e.(1)** If NO, are there plans to upgrade or replace? YES  NO

**IX.F.1.f.\*** If operations increased due to base realignment, would the system need to be upgraded or replaced to meet increased demand? YES  NO

**IX.F.1.f.(1)\*** If YES, at what percent increase would the system need to be upgraded or replaced? \_\_\_\_\_

**IX.F.1.f.(2)\*** Would the system require a new permit or modification to an existing permit? YES  NO

**IX.F.2.\*** What is water supply source (groundwater, surface water) for the installation or municipal system? SURFACE WATER

## WATER QUALITY (continued)

**IX.F.3.\*** Are there any constraints to the water system (consider the quality and quantity of water, seasonal shortages, and storage)? YES  **NO**

*IX.F.3.a.\* If YES, describe constraints:*

**IX.F.4.** If the source is groundwater, how many wells exist at the installation? \_\_\_\_\_

**IX.F.5.** List all groundwater projects and class requirements since 1990:

Project	Class Requirement (I, II, III)

**IX.F.6.\*** Is the installation subject to any limitations on water rights? YES  **NO**

*IX.F.6.a.\* If YES, describe:*

**IX.F.7.** Refer to Section G and list all actual and planned groundwater compliance costs for fiscal years 1994 - 2001.

### SURFACE WATER

**IX.F.8.** Are there any water bodies located on or adjacent to the installation? YES  **NO**

*IX.F.8.a. If YES, on a separate copy of the standard installation map provided for the overall data call, identify the location and size of the water bodies and label the map Water Quality.*

## WATER QUALITY (continued)

**IX.F.9.** Do those water bodies receive storm or treated water discharge from the installation? YES NO

*IX.F.9.a. If YES, describe the nature and volume of discharge:*

**IX.F.10.** Does the installation currently discharge water onto the surface or subsurface? YES NO

*IX.F.10.a. If YES, is discharge onsite, offsite, or both?* —

**IX.F.11.** Are there any installation National Pollutant Discharge Elimination System permits in effect for discharge to the water bodies? YES NO

*IX.F.11.a. If YES, describe permit parameters:*

*IX.F.11.b. If NO, has the installation applied, or plan to apply, for a permit?* YES NO

**IX.F.12.** List all surface water projects and class requirements since 1990:

Project	Class Requirement (I, II, III)

**IX.F.13.** Refer to Section G and list all actual and planned surface water compliance costs for fiscal years 1994 - 2001.

# WATER QUALITY (continued)

## WASTEWATER

IX.F.14.\* Is the sewage treatment plant operated by the installation?

YES

NO

IX.F.14.a If YES, describe the operating history (e.g., permit status, violations, enforcement actions) since 1990:

CURRENTLY PERMITTED; NO VIOLATIONS

IX.F.14.b.\* What is the remaining life expectancy of the plant?

20 YEARS

IX.F.14.c.\* Are there any suspected problems?

YES

NO

IX.F.14.c.(1)\* If YES, describe:

IX.F.14.d Has the plant been upgraded?

YES

NO

IX.F.14.d.(1) If YES, list date (mm/yy):

\_\_\_\_\_

IX.F.14.d.(2) Describe upgrade:

IX.F.14.e.\* Are there plans to upgrade or replace the facility?

YES

NO

IX.F.14.e.(1)\* If YES, describe scope of plans and expected start and complete dates:

IX.F.14.f.\* Does the installation provide sewage treatment for the local community?

YES

NO

IX.F.14.f.(1)\* If YES, if the installation's operations increased due to base realignment, would the influent from the community need to be reduced?

YES

NO

DDLP-KM

# WATER QUALITY (continued)

**IX.F.14.f.(1)(a)\*** *If YES, what percent increase would require a reduction of influent from the community?* \_\_\_\_\_

**IX.F.14.f.(1)(b)\*** *Does the community have an alternate sewage treatment system?* YES NO

**IX.F.15.\*** *Does the installation operate an industrial wastewater treatment plant?*

YES NO  
**YES**

**IX.F.15.a.\*** *If YES, describe the operating history (e.g., permit status, violations, enforcement actions) since 1990:*

CURRENTLY PERMITTED; NOV RECEIVED 3/94 FOR CADMIUM EXCURSIONS

**IX.F.15.b.\*** *What is the remaining life expectancy of the plant?*

20 YEARS

**IX.F.15.c.\*** *Are there any suspected problems?*

YES **NO**

**IX.F.15.c.(1)\*** *If YES, describe:*

**IX.F.15.d** *Has the plant been upgraded?*

YES NO

**IX.F.15.d.(1)** *If YES, list date (mm/yy):* \_\_\_\_\_

**IX.F.15.d.(2)** *Describe upgrade:*

**IX.F.15.e.\*** *Are there plans to upgrade or replace the facility?*

**YES** NO

**IX.F.15.e.(1)\*** *If YES, describe scope of plans and expected start and complete dates:*

INSTALLATION OF SULFIDE PRECIPITATION + SAND FILTRATION  
ESTIMATED COMPLETION DATE DECEMBER, 1994

**IX.F.15.f.\*** *Does the installation provide industrial wastewater treatment for the local community?*

YES **NO**


DDLP-KM







~~APR 15~~



KM

X1. LOGICAL: BUS  
PHYSICAL: STAR  
802.3/10BT/UNSHIELDED TWISTED PAIR  
802.3/ETHERNET/FIBER BACKBONE

<u>X2. ITEM</u>	<u>MODEL</u>	<u>QUANTITY</u>
SYNOPTICS CONCENTRATOR	MODEL 3800	1
SYNOPTICS 10BT MODULE	MODEL 3308	1
SYNOPTICS 10BF MODULE	MODEL 3304	1
SYNOPTICS 10BT HUB	MODEL 2814	1
SYNOPTICS 10BF HUB	MODEL 2804	1
SYNOPTICS NETWORK MGMT	MODEL 3313A	1
SYNOPTICS ROUTER	MODEL 3800-03	1
EVEREX 486 SERVER	MODEL VL/E	1
TRANSCEIVERS CABLETRON	MODEL TMS-3	1
SYNOPTICS ROUTER	MODEL 3800-03	1
RACAL DSU/CSU	MODEL 9600	2

X3. YES

X4. 30

X5. NETWORK OPERATING SYSTEM:      PLATFORM:  
BANYAN VINES 5.3      EVEREX 486  
TCP/IP  
PC/NFS  
IP/SPX

X6. AIS, DSS, EMACS, BOSS, DBMS (APCAPS), WORD PROCESSING  
CCMAIL, ELM MAIL, MIS, SDS, ARMS.

SOURCE: Purchase orders and site surveys completed during 3rd/4th  
QTR 94.

DDLDP RESPONSE TO DATA CALL - PART X

TECHNOLOGY DATA CALL

X.1 THRU X.6 TO BE ANSWERED BY DDRE. DDLDP HAS PROVIDED A RESPONSE TO COMPARE WITH DDRE RESPONSE.

I CERTIFY THAT THE INFORMATION CONTAINED HEREIN IS ACCURATE AND COMPLETE TO THE BEST OF MY KNOWLEDGE AND BELIEF.



LESLIE G. CARLOW  
LTC, USA  
COMMANDER

DDLDP - KM

BRAC 95 - CLOSE HOLD

DDL P RESPONSE TO DATA CALL - PART X

TECHNOLOGY DATA CALL

X.1 LETTERKENNY ARMY DEPOT'S LOCAL AREA NETWORK (LAN) IS A BROADBAND DUAL CABLE TYPE NETWORK. LAN DATA APPLIES TO HOST INSTALLATION, DDL P DOES NOT HAVE ITS OWN LAN AT THIS TIME.

X.2 THE LAN USES C-COR AMPLIFIERS, APPROXIMATELY 48.

X.3 THE LAN IS AN 802.7 DUAL CABLE BROADBAND SYSTEM.

X.4 THERE ARE APPROXIMATELY 950 DROP NODES ON THE NETWORK. OF THE 950 DROP NODES ON THE HOST LAN, 37 SUPPORT DDL P. OF THESE 37, THERE ARE 296 INDIVIDUAL ADDRESSABLE UNITS. DROP NODE REFERS TO BUS INTERFACE UNITS.

X.5 WE USE LANEX CORPORATION CSMA/CD PROPRIETARY OPERATING SYSTEM.


X.6 THE NETWORK ALLOWS CONNECTIVITY TO THE SPERRY MINI COMPUTER SYSTEMS AS WELL AS MAINFRAME, AND INTER-DEPOT COMMUNICATIONS.

LAN APPLICATIONS USED BY DDL P FOLLOW:

SDS/DLA 1	STANDARD DEPOT SYSTEM(DLA 1)
SDS/CICS 1	SDS CUSTOMER INFORMATION CONTROL SYSTEM 1
MIS	MANAGEMENT INFORMATION SYSTEM
BOSS	BASE OPERATING SUPPORT SYSTEM
APCAPS	AUTOMATED PAYROLL, COST, AND PERSONNEL SYSTEM
ARMS	AUTOMATION RESOURCES MANAGEMENT SYSTEM
EDI	ELECTRONIC DATA INTERCHANGE
DAMPC	DEPARTMENT OF ARMY MASTER PROJECT CODES
LOGRUN	LOGISTICS REMOTE USER NETWORK
EMAIL	ELECTRONIC MAIL
IFSM	INTEGRATED FACILITIES MANAGEMENT SYSTEM
DM-HMMS	DEPOT MAINT. HAZARDOUS MATERIAL MANAGEMENT SYS.
JEDMICS	JOINT ENGINEERING DATA MANAGEMENT SYSTEM
DMINS	DISTRIBUTED MINI COMPUTER SYSTEM

INFORMATION SOURCE: INFORMATION PROVIDED BY MR [REDACTED]  
NETWORK MANAGER, LETTERKENNY ARMY DEPOT, SDSLE-DI, 15 AUG 94.

DDL P - KM



PART XI

15/1/15





BRAC 95 - CI OSE HOLD

DDL P RESPONSE TO DATA CALL - PART VI

COBRA DATA CALL

XI.1 NONE

XI.2 ONE TIME COSTS OF MOVING MISSION STOCK IN STORAGE WOULD BE:

170801180.30 POUNDS OF STOCK AS OF 31 JUL 94  
MINUS 8830710.86 POUNDS OF ISA STOCK  
EQUALS 161970469.44 POUNDS OF MISSION STOCK

.1. 2000 POUNDS PER TON =  
80985.23 TONS OF MISSION STOCK

80985.23 x .24 PER MILE = \$19,436.46 PER MILE OF MOVEMENT OF ALL  
MISSION STOCK

THIS ANSWER IS ALSO REFLECTED IN PART V, QUESTION V.B.52.

INFORMATION SOURCE: OWNER ASSETS SUMMARY, SDS REPORT Y85DXXR014R,  
31 JUL 94, DEFENSE DISTRIBUTION DEPOT LETTER/KENNY FREIGHT TRAFFIC REPORT,  
FOR PERIOD ENDING 1 JUL 94.

XI.3 NONE

DDL P - KM



Part #

-----

-

-----

II.A.1., II.A.2., II.A.3., II.A.4.

Activity: (KR) Defense Distribution Depot Anniston Alabama  
Duty Station: Building 362  
Anniston, AL 36201

<u>Organization</u>	<u>Number of</u> <u>Employees</u>	<u>Military</u>		<u>Civilians</u>	
		<u>Auth</u>	<u>Asgd</u>	<u>Auth</u>	<u>Temp</u>
Defense Distribution Depot Anniston Alabama	400				
Commander (D)	2				
1 Mil 0-5 (M)		1	1		
1 GS-318-7				1	
Warehousing Division I (S)	3				
1 GM-2003-13 (M)				1	
1 GS-318-5				1	
1 GS-2005-4				1	
Preservation and Packing Branch (SP)	3				
1 GS-326-3				1	
1 WS-7002-10 (S)				1	
1 WG-6910-10				1	
Care and Preservation Section (SPA)	14				
1 WG-3306-10				1	
2 WG-4102-9				2	
6 WG-7002-6				6	
1 WG-5423-5				1	
1 WG-5435-5				1	
1 WG-7002-5				1	
1 WS-7001-4 (S)				1	
1 WG-7002-4				1	
Assembly Section (SPC)	11				
2 WG-4602-7				2	
1 WS-7002-6 (S)				1	
5 WG-7002-6				5	
1 WG-7002-5				1	
2 WG-7002-4				2	
Box Shop Section (SPD)	9				
1 WS-4604-7 (S)				1	
2 WG-5435-7				2	
4 WG-4604-7				4	
1 WG-4618-7				1	
1 WG-5704-6				1	

Activity Code: KR (DDAA)

<u>Organization</u>	<u>Number of Employees</u>	<u>Military</u>		<u>Civilians</u>	
		<u>Auth</u>	<u>Asqd</u>	<u>Auth</u>	<u>Temp</u>
Product Receipt, Evaluation (SR) Shipping Branch 1 WS-6907-11 (S)	1			1	
Receiving Section (SRA)	39				
1 GS-2005-7 (S)				1	
1 GS-2005-5				1	
10 GS-2005-4				10	
3 WG-6901-10				3	
1 WS-6907-7 (S)				1	
1 WG-5450-6				1	
1 WG-5703-6				1	
10 WG-6907-6				10	
1 WG-5704-5				1	
6 WG-6907-5				6	
2 WG-7002-5				2	
1 WS-6907-4				1	
1 WG-5704-5				1	
Storage Section (SRB)	10				
1 WS-5703-8 (S)				1	
7 WG-5703-8				7	
1 WG-5703-6				1	
1 WG-5703-5				1	
Unit Storage Number I (SRBA)	7				
1 GS-2005-3				1	
2 WG-6907-6				2	
1 WS-6907-5 (S)				1	
3 WG-6907-5				3	
Unit Storage Number II (SRBB)	16				
2 WG-7001-7				2	
4 WG-6907-6				4	
1 WS-6907-5 (S)				1	
8 WG-6907-5				8	
1 WG-7002-5				1	
Unit Storage Number III (SRBC)	12				
3 WG-6907-6				3	
1 WS-6907-5 (S)				1	
7 WG-6907-5				7	
1 WG-7002-5				1	

Activity Code: KR (DDAA)

<u>Organization</u>	<u>Number of Employees</u>	<u>Military</u>		<u>Civilians</u>	
		<u>Auth</u>	<u>Asqd</u>	<u>Auth</u>	<u>Temp</u>
Unit Storage Number IV (SRBD)	10				
1 GS-2005-3				1	
1 WG-5704-6				1	
3 WG-6907-6				3	
1 WS-6907-5 (S)				1	
2 WG-6907-5				2	
2 WG-7002-5				2	
Shipping Section (SRC)	22				
1 GS-326-3				1	
1 GS-2005-3				1	
2 WG-5450-9				2	
1 WG-4602-7				1	
1 WG-4604-7				1	
1 WS-7002-6 (S)				1	
1 WG-5704-6				1	
1 WG-6907-6				1	
4 WG-7002-6				4	
1 WS-7002-5 (S)				1	
1 WG-5704-5				1	
6 WG-7002-5				6	
1 WS-7002-4 (S)				1	
Vehicle/Artillery Branch (SV)	3				
1 GS-312-4				1	
1 GS-2005-3				1	
1 WS-5803-15 (S)				1	
Storage Section (SVA)	8				
1 WS-5701-9 (S)				1	
5 WG-5701-9				5	
1 WS-5701-8 (S)				1	
1 WG-4602-8				1	
Care and Preservation Section (SVB)	6				
2 WG-2610-13				2	
1 WS-5803-11 (S)				1	
2 WG-5803-11				2	
1 WG-6904-6				1	
Vehicle Number II Unit (SVBA)	10				
1 WG-3703-10				1	
8 WG-5803-10				8	
1 WS-5803-9 (S)				1	

Activity Code: KR (DDAA)

<u>Organization</u>	<u>Number of Employees</u>	<u>Military</u>		<u>Civilians</u>	
		<u>Auth</u>	<u>Asqd</u>	<u>Auth</u>	<u>Temp</u>
Vehicle Number III Unit (SVBB)	14				
1 WG-3703-10				1	
12 WG-5803-10				12	
1 WS-5803-9 (S)				1	
Artillery Fire Control Unit (SVBC)	9				
4 WG-3306-10				4	
1 WS-3306-9 (S)				1	
3 WG-6605-9				3	
1 WG-3502-2				1	
Paint Processing Unit (SVBD)	13				
1 WL-4102-9				1	
5 WG-4102-9				5	
1 WS-4102-8 (S)				1	
1 WG-4102-7				1	
4 WG-7006-7				4	
1 WG-7009-4				1	
Equipment Record Section (SVC)	2				
1 GS-2005-5 (S)				1	
1 GS-2005-3				1	
Product Receipt and Evaluation Section (SVD)	15				
4 WG-5350-8				4	
1 WG-5704-6				1	
6 WG-7002-6				6	
4 WG-7002-5				4	
Product Receipt/Shipping Section (SVE)	10				
1 WG-5725-11				1	
8 WG-4602-8				8	
1 WS-4602-7 (S)				1	
Operations Planning Branch (TP)	4				
3 GS-2001-9				3	
1 GS-312-4				1	
Set Assembly Boss Management Branch (TS)	4				
1 GS-2005-8 (S)				1	
3 GS-2005-5				3	



Activity Code: KR (DDAA)

<u>Organization</u>	<u>Number of Employees</u>	<u>Military</u>		<u>Civilians</u>	
		<u>Auth</u>	<u>Asqd</u>	<u>Auth</u>	<u>Temp</u>
Freight Planning Section (TTA)	9				
1 GS-2102-9 (S)				1	
2 GS-2102-7				2	
3 GS-2005-5				3	
1 GS-2134-4				1	
2 GS-2134-3				2	
Traffic Control Section (TTB)	6				
2 GS-2131-7				2	
2 GS-2134-4				2	
2 GS-2134-3				2	
Warehouse Division II (U)	2				
1 GS-2030-12 (S)				1	
1 GS-318-5				1	
Preservation, Packaging and Demilitarization (UP)	37				
1 GS-2005-4				1	
1 WG-3703-8				1	
5 WG-6610-8				5	
1 WS-7002-6 (S)				1	
4 WG-3702-6				4	
1 WG-5703-6				1	
8 WG-7002-6				8	
2 WG-7002-4				2	
14 WG-3502-3					14
Product Receipt/Shipping Branch (UR)	18				
1 GS-326-3				1	
1 GS-2005-2				1	
1 WS-7002-6 (S)				1	
3 WG-6907-6				3	
4 WG-7002-6				4	
1 WL-6907-5				1	
1 WG-5704-5				1	
4 WG-6907-5				4	
2 WG-7002-4				2	
Serialization Branch (US)	8				
1 GS-2005-7 (S)				1	
2 GS-2005-5				2	
2 GS-2005-4				2	
3 GS-2005-3				3	

Activity Code: KR (DDAA)

<u>Organization</u>	<u>Number of Employees</u>	<u>Military</u>		<u>Civilians</u>	
		<u>Auth</u>	<u>Asqd</u>	<u>Auth</u>	<u>Temp</u>
Storage Branch (UW)	14			1	
1 WS-6907-6 (S)				4	
4 WG-6907-6				2	
2 WG-6907-5				3	
3 WG-6907-4					4
4 WG-3502-3					
Inventory Integrity Division (V)	1			1	
1 GS-2001-12 (S)					
Commodity Branch (VC)	6			1	
1 GS-2005-9 (S)				2	
2 GS-2005-5				3	
3 GS-2005-4					
Stock Surveillance Branch (VS)	12			1	
1 GS-2005-8 (S)				2	
2 GS-2005-7				5	
5 GS-2005-5				2	
2 GS-2005-4				2	
2 WG-6901-10					
Support Office (X)	4			1	
1 GS-2003-13 (S)				1	
1 GS-2032-11				1	
1 GS-1670-9				1	
1 GS-2032-9					
Quality Assurance Element (XQ)	8			1	
1 GS-1910-12 (S)				6	
6 GS-1910-9				1	
1 WG-3416-13					
Resource Element (XR)	8			1	
1 GS-343-11 (S)				2	
2 GS-343-9				4	
4 GS-303-5				1	
1 GS-561-5					
System Element (XS)	10			1	
1 GS-2003-12 (S)				1	
1 GS-1910-9				5	
5 GS-2003-9				1	
1 GS-2005-7				1	
1 GS-312-4				1	
1 GS-326-4					

II.A.5.

Activity: (KR) Defense Distribution Depot Anniston Alabama  
 Duty Station: Building 362  
 Anniston, AL 36201

<u>Organization</u>	<u>Personnel (Total)</u>	<u>Military</u>				<u>Civilians</u>	
		<u>Ofcr</u>		<u>Enl</u>		<u>Perm</u>	<u>Temp</u>
		<u>Auth</u>	<u>Asqd</u>	<u>Auth</u>	<u>Asqd</u>		
D Commander	2	1	1	0	0	1	0
S Warehousing Division I	247	0	0	0	0	247	0
T Transportation Operations Division	23	0	0	0	0	23	0
U Warehouse Division II	77	0	0	0	0	61	18
V Inventory Integrity Division	19	0	0	0	0	19	0
X Support Office	30	0	0	0	0	30	0
<b>Total Military Authorized:</b>	<b>1</b>	<b>1</b>					
<b>Total Military Assigned:</b>	<b>1</b>		<b>1</b>				
<b>Total Civilians:</b>	<b>399</b>					<b>381</b>	<b>18</b>
<b>Total Military Assigned &amp; Civilians</b>	<b>400</b>						

II.B.6.

Activity: (KR) Defense Distribution Depot Anniston Alabama  
Duty Station: Building 362  
Anniston, AL 36201

Total number of civilian employees	399
Less: Type of Appointment Code 3, 8, and 9 employees	- 0
Total Number of permanent civilian employees	<u>381</u>

Permanent civilian employees who are	
Reemployed annuitants	0
Type of Appointment Code 4 employees	0
Type of Appointment Code 5 employees	0
Type of Appointment Code 7 or 0 employees who do not have personal career or career conditional status, who are not serving under a permanent VRA, or who are not serving under a Schedule A, 213.3102 (u) appointment	<u>1</u>
	1

Total number of permanent civilian employees who are not eligible to be registered in the DoD Priority Placement Program

$$1 / 381 = .0026246$$
$$= 2.6\%$$

II.B.7.

Activity: (KR) Defense Distribution Depot Anniston Alabama  
Duty Station: Building 362  
 Anniston, AL 36201

<u>Age Range</u>	<u>Number of Permanent Civilian Employees</u>	X	<u>Factor</u>	=	<u>Number of Nonmovers</u>
20-24	2	X	.602	=	1
25-29	5	X	.654	=	3
30-34	31	X	.753	=	23
35-39	59	X	.815	=	48
40-44	96	X	.849	=	82
45-49	101	X	.879	=	89
50-54	46	X	.897	=	41
55-59	27	X	.909	=	25
60-64	14	X	.931	=	13
	<hr/>				<hr/>
<b>Total</b>	<b>381</b>				<b>325</b>

325 / 381 = .8530183 or 85.3% nonmovers

II.A.1., II.A.2., II.A.3., II.A.4., II.A.5., II.B.6., II.B.7.

Activity: KR (DDAA)

Sources Used to Derive Numbers:

APCAPS Listings

Loss/Gain Reports from APCAPS and manual strength reports

Organizational Modeling Report

RPGs listed in source requirements

JQ= DDRE

II.B.8

Response to II.B.8 Per Diem Rate.

Required Source: DoD Joint Travel Regulation, Vol II, Appendix E

Defense Distribution Region East, Headquarters	\$89
Defense Distribution Depot Susquehanna	
New Cumberland Facility	\$89
Mechanicsburg Facility	\$83
Defense Distribution Depot Richmond	\$93
Defense Distribution Depot Cherry Point	\$66
Defense Distribution Depot Columbus	\$103
Defense Distribution Depot Charleston	\$89
Defense Distribution Depot Letterkenny	\$66
Defense Distribution Depot Tobyhanna	\$73
Defense Distribution Depot Norfolk	
1 May - 30 Sep	\$117
1 Oct - 30 Apr	\$ 95
Defense Distribution Depot Memphis	\$87
Defense Distribution Depot Albany	\$77
Defense Distribution Depot Anniston	\$67
Defense Distribution Depot Jacksonville	\$80
Defense Distribution Depot Pensacola	\$87
Defense Distribution Depot Warner Robins	\$69

II.C.9.b. NONE



ACTIVITY: KR-DDAR

II.C.10.

ACTIVITY: DEFENSE DISTRIBUTION DEPOT ANNISTON

DUTY STATION: Anniston, AL

Military officer families (total)	1
Military enlisted families (total)	<u>0</u>
Total military families	1
Military officer families living on base	0
Military enlisted families living on base	<u>0</u>
Total military families living on base	0

0% on base

SOURCE: Survey of military personnel



Part III



ION ACTIVITY	DEPOT ACTIVITY	CAC	OC	TYPE	OCT-JUL	PROJ AUG-SEP	PROJ FY94
<del>KQ</del>	<del>37501</del>	<del>1235</del>	<del>DIR</del>				
KQ	37501	1243	DIR		\$3,634	\$757	\$4,391
KQ	37501	1245	DIR		\$254	\$53	\$307
KQ	37501	1253	DIR		\$3,477	\$724	\$4,201
KQ	37501	1255	DIR		\$150	\$51	\$181
KQ	37501	1283	DIR		\$2,310	\$481	\$2,791
KQ	37501	1285	DIR		\$52	\$11	\$63
KQ	37601	1113	DIR		\$885	\$184	\$1,070
KQ	37601	1115	DIR		\$27,334	\$5,695	\$33,029
KQ	37601	1153	DIR		\$182,420	\$38,004	\$220,424
KQ	37601	1155	DIR		\$1,820	\$379	\$2,199
KQ	37601	1223	DIR		\$15,026	\$3,130	\$18,156
KQ	37601	1225	DIR		\$70	\$15	\$85
KQ	37601	1233	DIR		\$423	\$88	\$511
KQ	37601	1235	DIR		\$1,764	\$368	\$2,132
KQ	37601	1243	DIR		\$19,559	\$4,075	\$23,634
KQ	37601	1245	DIR		\$3,298	\$687	\$3,986
KQ	37601	1253	DIR		\$21,870	\$4,556	\$26,426
KQ	37601	1255	DIR		\$1,894	\$395	\$2,288
KQ	37601	1283	DIR		\$13,122	\$2,734	\$15,856
KQ	37601	1285	DIR		\$878	\$183	\$1,061
KQ	91111	1133	DIR		\$5,965	\$1,243	\$7,207
<del>KQ</del>	<del>37501</del>	<del>1235</del>	<del>DIR</del>		<del>\$38,220</del>	<del>\$0</del>	<del>\$38,220</del>
KR	31101	1113	IND		\$16,659	\$0	\$16,659
KR	31101	1115	IND		\$127,181	\$26,496	\$153,677
KR	31101	1119	IND		\$13,072	\$2,723	\$15,796
KR	31101	1223	IND		\$0	\$419	\$419
KR	31101	1225	IND		\$301	\$63	\$364
KR	31101	1233	IND		\$30	\$6	\$36
KR	31101	1235	IND		\$7,093	\$1,478	\$8,571
KR	31101	1243	IND		\$573	\$119	\$692
KR	31101	1245	IND		\$10,791	\$2,248	\$13,039
KR	31101	1253	IND		\$914	\$190	\$1,104
KR	31101	1255	IND		\$4,345	\$905	\$5,250
KR	31101	1263	IND		\$189	\$39	\$229
KR	31101	1265	IND		\$3,980	\$0	\$3,980
KR	31101	1283	IND		\$64,501	\$0	\$64,501
KR	31201	1113	IND		\$1,608	\$335	\$1,942
KR	31201	1115	IND		\$8,652	\$1,802	\$10,454
KR	31201	1123	IND		\$11,494	\$2,395	\$13,889
KR	31201	1143	IND		\$941	\$196	\$1,137
KR	31201	1223	IND		\$124	\$26	\$149
KR	31201	1225	IND		\$22	\$5	\$26
KR	31201	1233	IND		\$27	\$6	\$32
KR	31201	1235	IND		\$592	\$123	\$715
KR	31201	1243	IND		\$871	\$181	\$1,052
KR	31201	1245	IND		\$932	\$194	\$1,126
KR	31201	1253	IND		\$1,059	\$221	\$1,280
KR	31201	1255	IND		\$471	\$98	\$570
KR	31201	1283	IND		\$427	\$89	\$517
KR	31201	1285	IND		\$162	\$34	\$195
KR	31202	1115	IND		\$156	\$32	\$188
KR	31202	1225	IND		\$1,305	\$272	\$1,577
KR	31202	1245	IND		\$3	\$1	\$4
KR	31202	1255	IND		\$91	\$19	\$110
KR	31203	1113	IND		\$19	\$4	\$23
KR	31203	1115	IND		\$8,375	\$1,745	\$10,120
KR	31203	1123	IND		\$5,534	\$1,153	\$6,687
KR	31203	1125	IND		\$231	\$48	\$280
KR	31203	1223	IND		\$1,150	\$240	\$1,390
					\$21	\$4	\$25

ION ACTIVITY	DEPOT ACTIVITY	CAC	OC	TYPE	OCT-JUL	PROJ AUG-SEP	PROJ FY94
KR	31203	1225	IND				
KR	31203	1233	IND		\$14	\$3	\$16
KR	31203	1235	IND		\$632	\$132	\$763
KR	31203	1243	IND		\$434	\$90	\$525
KR	31203	1245	IND		\$861	\$179	\$1,040
KR	31203	1253	IND		\$422	\$88	\$510
KR	31203	1255	IND		\$391	\$82	\$473
KR	31203	1283	IND		\$217	\$45	\$263
KR	31203	1285	IND		\$158	\$33	\$191
KR	31204	1115	IND		\$20	\$4	\$24
KR	31204	1225	IND		\$3,105	\$647	\$3,751
KR	31204	1235	IND		\$6	\$1	\$8
KR	31204	1245	IND		\$373	\$78	\$451
KR	31204	1255	IND		\$271	\$56	\$327
KR	31204	1285	IND		\$102	\$21	\$123
KR	31301	1113	IND		\$25	\$5	\$30
KR	31301	1115	IND		\$110,115	\$0	\$110,115
KR	31301	1119	IND		\$14,505	\$0	\$14,505
KR	31301	1155	IND		\$1,377	\$0	\$1,377
KR	31301	1223	IND		\$198	\$0	\$198
KR	31301	1225	IND		\$255	\$0	\$255
KR	31301	1233	IND		\$33	\$0	\$33
KR	31301	1235	IND		\$6,979	\$0	\$6,979
KR	31301	1243	IND		\$616	\$0	\$616
KR	31301	1245	IND		\$8,421	\$0	\$8,421
KR	31301	1253	IND		\$1,012	\$0	\$1,012
KR	31301	1255	IND		\$3,358	\$0	\$3,358
KR	31301	1283	IND		\$212	\$0	\$212
KR	31501	1113	IND		\$615	\$0	\$615
KR	31501	1223	IND		\$222	\$46	\$269
KR	31501	1233	IND		\$1	\$0	\$1
KR	31501	1243	IND		\$18	\$4	\$21
KR	31501	1253	IND		\$20	\$4	\$24
KR	31501	1283	IND		\$6	\$1	\$7
KR	32101	1113	DIR		\$2	\$0	\$2
KR	32101	1115	DIR		\$99,463	\$20,721	\$120,184
KR	32101	1119	DIR		\$200,114	\$41,690	\$241,805
KR	32101	1123	DIR		\$2,846	\$1,306	\$4,152
KR	32101	1125	DIR		\$8,293	\$1,728	\$10,021
KR	32101	1129	DIR		\$5,648	\$0	\$5,648
KR	32101	1153	DIR		\$2,057	\$0	\$2,057
KR	32101	1155	DIR		\$110	\$23	\$133
KR	32101	1223	DIR		\$434	\$90	\$524
KR	32101	1225	DIR		\$182	\$38	\$220
KR	32101	1233	DIR		\$455	\$95	\$550
KR	32101	1235	DIR		\$11,025	\$2,297	\$13,322
KR	32101	1243	DIR		\$20,937	\$4,362	\$25,299
KR	32101	1245	DIR		\$8,944	\$1,863	\$10,808
KR	32101	1253	DIR		\$15,699	\$3,271	\$18,969
KR	32101	1255	DIR		\$4,887	\$1,018	\$5,905
KR	32101	1283	DIR		\$7,359	\$1,533	\$8,892
KR	32101	1285	DIR		\$423	\$88	\$511
KR	32201	1113	DIR		\$1,277	\$266	\$1,543
KR	32201	1115	DIR		\$56,317	\$11,733	\$68,050
KR	32201	1119	DIR		\$606,410	\$126,335	\$732,746
KR	32201	1125	DIR		\$5,874	\$3,108	\$8,981
KR	32201	1135	DIR		\$45,033	\$0	\$45,033
KR	32201	1153	DIR		\$2,464	\$513	\$2,977
KR	32201	1155	DIR		\$319	\$66	\$385
KR	32201	1223	DIR		\$4,964	\$1,034	\$5,998
					\$97	\$20	\$117

ION ACTIVITY	DEPOT ACTIVITY	CAC	OC	TYPE	OCT-JUL	PROJ AUG-SEP	PROJ FY94
	KR	32201	1225	DIR			
	KR	32201	1233	DIR	\$1,269	\$264	\$1,533
	KR	32201	1235	DIR	\$9,001	\$1,875	\$10,876
	KR	32201	1243	DIR	\$65,936	\$13,737	\$79,672
	KR	32201	1245	DIR	\$6,211	\$1,294	\$7,505
	KR	32201	1253	DIR	\$54,533	\$11,361	\$65,894
	KR	32201	1255	DIR	\$3,214	\$670	\$3,883
	KR	32201	1283	DIR	\$25,801	\$5,375	\$31,176
	KR	32201	1285	DIR	\$468	\$98	\$566
	KR	32202	1115	DIR	\$6,647	\$1,385	\$8,032
	KR	32202	1225	DIR	\$9,586	\$4,793	\$14,379
	KR	32202	1235	DIR	\$23	\$11	\$34
	KR	32202	1245	DIR	\$1,247	\$623	\$1,870
	KR	32202	1255	DIR	\$1,235	\$618	\$1,853
	KR	32202	1285	DIR	\$733	\$366	\$1,099
	KR	32203	1115	DIR	\$479	\$239	\$718
	KR	32203	1155	DIR	\$57,239	\$28,620	\$85,859
	KR	32203	1225	DIR	\$178	\$89	\$268
	KR	32203	1235	DIR	\$73	\$37	\$110
	KR	32203	1245	DIR	\$3,402	\$1,701	\$5,102
	KR	32203	1255	DIR	\$2,634	\$1,317	\$3,952
	KR	32203	1285	DIR	\$959	\$479	\$1,438
	KR	33101	1115	DIR	\$321	\$161	\$482
	KR	33101	1125	DIR	\$313,549	\$65,323	\$378,871
	KR	33101	1129	DIR	\$30,583	\$0	\$30,583
	KR	33101	1135	DIR	\$939	\$0	\$939
	KR	33101	1155	DIR	\$100	\$0	\$100
	KR	33101	1225	DIR	\$2,761	\$575	\$3,337
	KR	33101	1235	DIR	\$663	\$138	\$801
	KR	33101	1245	DIR	\$31,056	\$6,470	\$37,526
	KR	33101	1255	DIR	\$30,911	\$6,440	\$37,351
	KR	33101	1285	DIR	\$19,949	\$4,156	\$24,104
	KR	33201	1113	DIR	\$4,075	\$849	\$4,925
	KR	33201	1115	DIR	\$46,147	\$9,614	\$55,761
	KR	33201	1119	DIR	\$1,022,613	\$213,044	\$1,235,657
	KR	33201	1125	DIR	\$25,785	\$767	\$26,553
	KR	33201	1129	DIR	\$46,313	\$0	\$46,313
	KR	33201	1153	DIR	\$667	\$0	\$667
	KR	33201	1155	DIR	\$300	\$62	\$362
	KR	33201	1223	DIR	\$15,450	\$3,219	\$18,669
	KR	33201	1225	DIR	\$114	\$24	\$137
	KR	33201	1233	DIR	\$2,246	\$468	\$2,714
	KR	33201	1235	DIR	\$5,860	\$1,221	\$7,081
	KR	33201	1243	DIR	\$105,864	\$22,055	\$127,919
	KR	33201	1245	DIR	\$4,464	\$930	\$5,394
	KR	33201	1253	DIR	\$92,046	\$19,176	\$111,222
	KR	33201	1255	DIR	\$2,409	\$502	\$2,911
	KR	33201	1283	DIR	\$46,959	\$9,783	\$56,742
	KR	33201	1285	DIR	\$206	\$43	\$249
	KR	33203	1115	DIR	\$9,323	\$1,942	\$11,265
	KR	33203	1155	DIR	\$36,791	\$18,395	\$55,186
	KR	33203	1225	DIR	\$310	\$155	\$465
	KR	33203	1235	DIR	\$67	\$34	\$101
	KR	33203	1245	DIR	\$5,014	\$2,507	\$7,522
	KR	33203	1255	DIR	\$3,655	\$1,828	\$5,483
	KR	33203	1285	DIR	\$1,683	\$841	\$2,524
	KR	33204	1115	DIR	\$509	\$254	\$763
	KR	33204	1155	DIR	\$35,165	\$17,583	\$52,748
	KR	33204	1225	DIR	\$518	\$259	\$777
	KR	33204	1235	DIR	\$83	\$41	\$124
					\$4,170	\$2,085	\$6,255

9/14/94

ION ACTIVITY	DEPOT ACTIVITY	CAC	OC	TYPE	OCT-JUL	PROJ AUG-SEP	PROJ FY94
KR							
KR		33204	1245	DIR			
KR		33204	1255	DIR			
KR		33205	1113	DIR	\$2,460	\$1,230	\$3,690
KR		33205	1223	DIR	\$517	\$259	\$776
KR		33205	1233	DIR	\$715	\$358	\$1,073
KR		33205	1243	DIR	\$1	\$1	\$2
KR		33205	1253	DIR	\$123	\$61	\$184
KR		34101	1112	DIR	\$51	\$26	\$77
KR		34101	1112	IND	\$11	\$5	\$16
KR		34101	1222	IND	\$21,689	\$0	\$21,689
KR		34101	1232	IND	\$51	\$0	\$51
KR		34101	1242	IND	\$1,410	\$0	\$1,410
KR		34101	1252	IND	\$1,516	\$0	\$1,516
KR		34201	1112	DIR	\$308	\$0	\$308
KR		34201	1113	DIR	\$245	\$51	\$295
KR		34201	1123	DIR	\$207,459	\$43,221	\$250,680
KR		34201	1129	DIR	\$12,017	\$0	\$12,017
KR		34201	1153	DIR	\$559	\$0	\$559
KR		34201	1163	DIR	\$4,534	\$945	\$5,478
KR		34201	1222	DIR	\$119	\$25	\$144
KR		34201	1223	DIR	\$1	\$0	\$1
KR		34201	1232	DIR	\$448	\$93	\$541
KR		34201	1233	DIR	\$17	\$3	\$20
KR		34201	1242	DIR	\$21,900	\$4,562	\$26,462
KR		34201	1243	DIR	\$19	\$4	\$23
KR		34201	1252	DIR	\$19,647	\$4,093	\$23,741
KR		34201	1253	DIR	\$4	\$1	\$5
KR		35101	1283	DIR	\$11,433	\$2,382	\$13,814
KR		35101	1115	IND	\$2,620	\$546	\$3,166
KR		35101	1123	IND	\$36,101	\$7,521	\$43,622
KR		35101	1129	IND	\$2,011	\$0	\$2,011
KR		35101	1155	IND	\$433	\$0	\$433
KR		35101	1225	IND	\$1,981	\$413	\$2,394
KR		35101	1235	IND	\$85	\$18	\$103
KR		35101	1245	IND	\$3,917	\$816	\$4,733
KR		35101	1253	IND	\$2,527	\$526	\$3,053
KR		35201	1115	IND	\$187	\$39	\$226
KR		35201	1115	IND	\$551	\$115	\$666
KR		35301	1115	IND	(\$5)	\$0	(\$5)
KR		35301	1115	IND	(\$5)	\$0	(\$5)
KR		35301	1225	IND	\$26,004	\$5,417	\$31,421
KR		35301	1235	IND	\$40	\$8	\$48
KR		35301	1245	IND	\$3,827	\$797	\$4,625
KR		35301	1255	IND	\$2,349	\$489	\$2,839
KR		35401	1285	IND	\$933	\$194	\$1,127
KR		35401	1113	IND	\$90	\$19	\$108
KR		35401	1115	IND	\$212,361	\$44,242	\$256,603
KR		35401	1119	IND	\$18,763	\$3,909	\$22,672
KR		35401	1123	IND	\$6,398	\$0	\$6,398
KR		35401	1129	IND	\$20,755	\$0	\$20,755
KR		35401	1153	IND	\$2,350	\$0	\$2,350
KR		35401	1155	IND	\$15,557	\$3,241	\$18,798
KR		35401	1223	IND	\$2,169	\$452	\$2,621
KR		35401	1225	IND	\$531	\$111	\$642
KR		35401	1233	IND	\$44	\$9	\$53
KR		35401	1235	IND	\$22,361	\$4,658	\$27,019
KR		35401	1243	IND	\$1,895	\$395	\$2,289
KR		35401	1245	IND	\$18,513	\$3,857	\$22,369
KR		35401	1253	IND	\$1,594	\$332	\$1,926
KR		35401	1255	IND	\$8,679	\$1,808	\$10,487
KR		35401	1283	IND	\$704	\$147	\$851
KR					\$977	\$203	\$1,180



ION ACTIVITY	DEPOT ACTIVITY	CAC	OC	TYPE	OCT-JUL	PROJ AUG-SEP	PROJ FY94
KR	35402	1113	IND		\$122,559	\$25,533	\$148,093
KR	35402	1153	IND		\$11,137	\$2,320	\$13,457
KR	35402	1223	IND		\$291	\$61	\$351
KR	35402	1233	IND		\$10,177	\$2,120	\$12,297
KR	35402	1243	IND		\$10,163	\$2,117	\$12,281
KR	35402	1253	IND		\$4,018	\$837	\$4,855
KR	35501	1115	DIR		\$1,343	\$280	\$1,623
KR	35501	1155	DIR		\$63,630	\$31,815	\$95,445
KR	35501	1225	DIR		\$6,777	\$3,388	\$10,165
KR	35501	1235	DIR		\$136	\$68	\$205
KR	35501	1245	DIR		\$4,611	\$2,306	\$6,917
KR	35501	1255	DIR		\$4,813	\$2,406	\$7,219
KR	35501	1285	DIR		\$1,709	\$854	\$2,563
KR	35601	1115	IND		\$201	\$100	\$301
KR	35601	1119	IND		\$159,063	\$33,138	\$192,202
KR	35601	1155	IND		\$694	\$0	\$694
KR	35601	1225	IND		\$1,134	\$236	\$1,370
KR	35601	1235	IND		\$329	\$69	\$398
KR	35601	1245	IND		\$16,226	\$3,380	\$19,607
KR	35601	1255	IND		\$14,165	\$2,951	\$17,116
KR	35601	1285	IND		\$6,160	\$1,283	\$7,444
KR	35801	1112	IND		\$765	\$159	\$925
KR	35801	1113	IND		\$46,464	\$9,680	\$56,144
KR	35801	1115	IND		\$933,127	\$194,402	\$1,127,529
KR	35801	1119	IND		\$403,896	\$84,145	\$488,041
KR	35801	1123	IND		\$53,359	\$0	\$53,359
KR	35801	1129	IND		\$37,569	\$0	\$37,569
KR	35801	1133	IND		\$5,473	\$0	\$5,473
KR	35801	1153	IND		\$2,790	\$0	\$2,790
KR	35801	1155	IND		\$22,503	\$4,688	\$27,191
KR	35801	1191	IND		\$10,686	\$2,226	\$12,912
KR	35801	1222	IND		\$1,785	\$0	\$1,785
KR	35801	1223	IND		\$104	\$22	\$126
KR	35801	1225	IND		\$2,190	\$456	\$2,646
KR	35801	1232	IND		\$868	\$181	\$1,049
KR	35801	1233	IND		\$2,969	\$618	\$3,587
KR	35801	1235	IND		\$63,556	\$13,241	\$76,797
KR	35801	1242	IND		\$33,121	\$6,900	\$40,021
KR	35801	1243	IND		\$3,253	\$678	\$3,930
KR	35801	1245	IND		\$81,405	\$16,959	\$98,365
KR	35801	1252	IND		\$32,158	\$6,700	\$38,857
KR	35801	1253	IND		\$668	\$139	\$807
KR	35801	1255	IND		\$40,899	\$8,521	\$49,420
KR	35801	1283	IND		\$15,948	\$3,322	\$19,270
KR	35801	1285	IND		\$8,130	\$1,694	\$9,824
KR	36401	1115	DIR		\$2,642	\$550	\$3,192
KR	36401	1155	DIR		\$626	\$313	\$939
KR	36401	1225	DIR		\$36	\$18	\$54
KR	36401	1235	DIR		\$1	\$1	\$2
KR	36401	1245	DIR		\$12	\$6	\$18
KR	36401	1255	DIR		\$45	\$22	\$67
KR	36403	1113	DIR		\$10	\$5	\$15
KR	36403	1115	DIR		\$34,781	\$0	\$34,781
KR	36403	1119	DIR		\$834,209	\$0	\$834,209
KR	36403	1123	DIR		\$30,815	\$0	\$30,815
KR	36403	1125	DIR		\$1,057	\$0	\$1,057
KR	36403	1129	DIR		\$11,419	\$0	\$11,419
KR	36403	1145	DIR		\$3,711	\$0	\$3,711
KR	36403	1153	DIR		\$542	\$0	\$542
KR	36403	1153	DIR		\$62	\$0	\$62

DDAA

BRAC

9/14/94

ION ACTIVITY	DEPOT ACTIVITY	CAC	OC	TYPE	OCT-JUL	PROJ AUG-SEP	PROJ FY94
KR	36403	1155					
KR	36403	1191		DIR			
KR	36403	1223		DIR	\$38,081	\$0	\$38,081
KR	36403	1225		DIR	\$4,687	\$0	\$4,687
KR	36403	1233		DIR	\$84	\$0	\$84
KR	36403	1235		DIR	\$1,868	\$0	\$1,868
KR	36403	1243		DIR	\$2,878	\$0	\$2,878
KR	36403	1245		DIR	\$89,262	\$0	\$89,262
KR	36403	1245		DIR	\$3,704	\$0	\$3,704
KR	36403	1253		DIR	\$59,818	\$0	\$59,818
KR	36403	1255		DIR	\$1,939	\$0	\$1,939
KR	36403	1283		DIR	\$19,354	\$0	\$19,354
KR	36403	1285		DIR	\$269	\$0	\$269
KR	36502	1115		DIR	\$452	\$0	\$452
KR	36502	1119		DIR	\$48,494	\$0	\$48,494
KR	36502	1125		DIR	\$105	\$0	\$105
KR	36502	1155		DIR	\$3,562	\$0	\$3,562
KR	36502	1225		DIR	\$1,393	\$0	\$1,393
KR	36502	1235		DIR	\$101	\$0	\$101
KR	36502	1245		DIR	\$4,674	\$0	\$4,674
KR	36502	1255		DIR	\$3,675	\$0	\$3,675
KR	36721	1285		DIR	\$1,750	\$0	\$1,750
KR	36721	1113		DIR	\$119	\$0	\$119
KR	36721	1115		DIR	\$679	\$340	\$1,019
KR	36721	1223		DIR	\$3,101	\$1,551	\$4,652
KR	36721	1225		DIR	\$1	\$0	\$1
KR	36721	1233		DIR	\$7	\$4	\$11
KR	36721	1235		DIR	\$88	\$44	\$132
KR	36721	1243		DIR	\$393	\$196	\$589
KR	36721	1245		DIR	\$73	\$37	\$110
KR	36721	1253		DIR	\$235	\$118	\$353
KR	36721	1255		DIR	\$41	\$21	\$62
KR	36721	1283		DIR	\$61	\$30	\$91
KR	36722	1285		DIR	\$6	\$3	\$8
KR	36722	1115		DIR	\$10	\$5	\$15
KR	36722	1225		DIR	\$315	\$157	\$472
KR	36722	1235		DIR	\$1	\$0	\$1
KR	36722	1245		DIR	\$43	\$22	\$65
KR	36723	1255		DIR	\$22	\$11	\$33
KR	36723	1113		DIR	\$5	\$2	\$7
KR	36723	1115		DIR	\$873	\$436	\$1,309
KR	36723	1155		DIR	\$2,936	\$1,468	\$4,404
KR	36723	1225		DIR	\$3	\$2	\$5
KR	36723	1235		DIR	\$6	\$3	\$9
KR	36723	1245		DIR	\$360	\$180	\$540
KR	36723	1255		DIR	\$314	\$157	\$471
KR	36733	1285		DIR	\$194	\$97	\$291
KR	36733	1115		DIR	\$24	\$12	\$36
KR	36733	1225		DIR	\$264	\$132	\$396
KR	36733	1235		DIR	\$1	\$0	\$1
KR	36733	1245		DIR	\$39	\$20	\$59
KR	36741	1255		DIR	\$21	\$10	\$31
KR	36741	1115		DIR	\$4	\$2	\$6
KR	36741	1155		DIR	\$55,907	\$27,953	\$83,860
KR	36741	1225		DIR	\$2,619	\$1,310	\$3,929
KR	36741	1235		DIR	\$130	\$65	\$195
KR	36741	1245		DIR	\$6,716	\$3,358	\$10,074
KR	36741	1255		DIR	\$3,980	\$1,990	\$5,970
KR	36742	1285		DIR	\$1,558	\$779	\$2,337
KR	36742	1113		DIR	\$7	\$4	\$11
KR	36742	1115		DIR	\$15,343	\$7,672	\$23,015
					\$80,994	\$40,497	\$121,491

DDAA

BRAC

9/14/94

ION ACTIVITY	DEPOT ACTIVITY	CAC	OC	TYPE	OCT-JUL	PROJ AUG-SEP	PROJ FY94
KR	36742	1119	DIR				
KR	36742	1155	DIR		\$4,230	\$0	\$4,230
KR	36742	1223	DIR		\$2,222	\$1,111	\$3,333
KR	36742	1225	DIR		\$36	\$18	\$55
KR	36742	1233	DIR		\$188	\$94	\$282
KR	36742	1235	DIR		\$566	\$283	\$849
KR	36742	1243	DIR		\$8,106	\$4,053	\$12,158
KR	36742	1245	DIR		\$1,074	\$537	\$1,611
KR	36742	1253	DIR		\$5,661	\$2,831	\$8,491
KR	36742	1255	DIR		\$728	\$364	\$1,092
KR	36743	1113	DIR		\$1,656	\$828	\$2,485
KR	36743	1115	DIR		\$16,980	\$8,490	\$25,469
KR	36743	1119	DIR		\$464,662	\$232,331	\$696,993
KR	36743	1153	DIR		\$24,468	\$2,759	\$27,227
KR	36743	1155	DIR		\$35	\$18	\$53
KR	36743	1223	DIR		\$7,393	\$3,697	\$11,090
KR	36743	1225	DIR		\$42	\$21	\$62
KR	36743	1233	DIR		\$1,056	\$528	\$1,584
KR	36743	1235	DIR		\$1,682	\$841	\$2,522
KR	36743	1243	DIR		\$52,354	\$26,177	\$78,530
KR	36743	1245	DIR		\$1,690	\$845	\$2,535
KR	36743	1253	DIR		\$33,847	\$16,924	\$50,771
KR	36743	1255	DIR		\$908	\$454	\$1,362
KR	36743	1283	DIR		\$12,920	\$6,460	\$19,380
KR	36743	1285	DIR		\$85	\$42	\$127
KR	36744	1115	DIR		\$363	\$182	\$545
KR	36744	1155	DIR		\$39,737	\$19,868	\$59,605
KR	36744	1225	DIR		\$828	\$414	\$1,241
KR	36744	1235	DIR		\$95	\$48	\$143
KR	36744	1245	DIR		\$4,205	\$2,103	\$6,308
KR	36744	1255	DIR		\$3,264	\$1,632	\$4,896
KR	36744	1285	DIR		\$1,059	\$530	\$1,589
KR	36771	1113	DIR		\$71	\$35	\$106
KR	36771	1115	DIR		\$44,700	\$22,350	\$67,050
KR	36771	1153	DIR		\$44,655	\$22,327	\$66,982
KR	36771	1155	DIR		\$930	\$465	\$1,396
KR	36771	1163	DIR		\$545	\$272	\$817
KR	36771	1165	DIR		\$7	\$3	\$10
KR	36771	1223	DIR		\$5	\$2	\$7
KR	36771	1225	DIR		\$107	\$53	\$160
KR	36771	1233	DIR		\$97	\$49	\$146
KR	36771	1235	DIR		\$3,707	\$1,853	\$5,560
KR	36771	1243	DIR		\$4,000	\$2,000	\$6,000
KR	36771	1245	DIR		\$5,204	\$2,602	\$7,806
KR	36771	1253	DIR		\$4,138	\$2,069	\$6,207
KR	36771	1255	DIR		\$2,973	\$1,486	\$4,459
KR	36771	1283	DIR		\$1,902	\$951	\$2,854
KR	36771	1285	DIR		\$1,418	\$709	\$2,127
KR	36772	1115	DIR		\$785	\$392	\$1,177
KR	36772	1225	DIR		\$17,242	\$8,621	\$25,862
KR	36772	1235	DIR		\$20	\$10	\$30
KR	36772	1245	DIR		\$2,524	\$1,262	\$3,785
KR	36772	1255	DIR		\$1,207	\$603	\$1,810
KR	36773	1113	DIR		\$253	\$126	\$379
KR	36773	1115	DIR		\$23,257	\$11,629	\$34,886
KR	36773	1119	DIR		\$109,539	\$54,770	\$164,309
KR	36773	1153	DIR		\$2,879	\$1,101	\$3,979
KR	36773	1155	DIR		\$95	\$48	\$143
KR	36773	1165	DIR		\$2,449	\$1,224	\$3,673
KR	36773	1223	DIR		\$28	\$14	\$42
					\$55	\$27	\$82

9/14/94

ION ACTIVITY	DEPOT ACTIVITY	CAC	OC	TYPE	OCT-JUL	PROJ AUG-SEP	PROJ FY94
KR	36773	1225					
KR	36773	1233		DIR			
KR	36773	1235		DIR	\$222	\$111	\$332
KR	36773	1243		DIR	\$1,745	\$873	\$2,618
KR	36773	1245		DIR	\$9,061	\$4,531	\$13,592
KR	36773	1253		DIR	\$2,172	\$1,086	\$3,258
KR	36773	1255		DIR	\$9,893	\$4,947	\$14,840
KR	36773	1283		DIR	\$1,417	\$709	\$2,126
KR	36773	1285		DIR	\$4,568	\$2,284	\$6,852
KR	36774	1113		DIR	\$36	\$18	\$54
KR	36774	1115		DIR	\$788	\$394	\$1,181
KR	36774	1153		DIR	\$4,524	\$2,262	\$6,787
KR	36774	1155		DIR	\$33,356	\$16,678	\$50,034
KR	36774	1165		DIR	\$84	\$42	\$127
KR	36774	1223		DIR	\$495	\$247	\$742
KR	36774	1225		DIR	\$13	\$7	\$20
KR	36774	1233		DIR	\$12	\$6	\$17
KR	36774	1235		DIR	\$55	\$28	\$83
KR	36774	1243		DIR	\$375	\$188	\$563
KR	36774	1245		DIR	\$3,029	\$1,515	\$4,544
KR	36774	1253		DIR	\$313	\$157	\$470
KR	36774	1255		DIR	\$2,924	\$1,462	\$4,386
KR	36774	1285		DIR	\$70	\$35	\$104
KR	36801	1113		DIR	\$1,213	\$607	\$1,820
KR	36801	1115		DIR	\$404	\$202	\$606
KR	36801	1119		DIR	\$5,449	\$1,135	\$6,585
KR	36801	1155		DIR	\$129,092	\$26,894	\$155,986
KR	36801	1223		DIR	\$2,147	\$0	\$2,147
KR	36801	1225		DIR	\$5,621	\$1,171	\$6,792
KR	36801	1235		DIR	\$13	\$3	\$16
KR	36801	1243		DIR	\$252	\$52	\$304
KR	36801	1245		DIR	\$11,311	\$2,357	\$13,668
KR	36801	1253		DIR	\$375	\$78	\$454
KR	36801	1255		DIR	\$10,092	\$2,103	\$12,195
KR	36801	1285		DIR	\$79	\$16	\$96
KR	36901	1113		DIR	\$4,117	\$858	\$4,974
KR	36902	1113		DIR	\$143	\$30	\$172
KR	36902	1115		DIR	\$290	\$60	\$350
KR	36902	1123		DIR	\$5,731	\$1,194	\$6,925
KR	36902	1125		DIR	\$63,092	\$13,144	\$76,236
KR	36902	1153		DIR	\$294	\$0	\$294
KR	36902	1155		DIR	\$54,898	\$0	\$54,898
KR	36902	1223		DIR	\$7,602	\$1,584	\$9,186
KR	36902	1225		DIR	\$66,416	\$13,837	\$80,253
KR	36902	1233		DIR	\$17	\$4	\$21
KR	36902	1235		DIR	\$158	\$33	\$192
KR	36902	1243		DIR	\$384	\$80	\$464
KR	36902	1245		DIR	\$6,774	\$1,411	\$8,186
KR	36902	1253		DIR	\$766	\$160	\$926
KR	36902	1255		DIR	\$7,734	\$1,611	\$9,345
KR	36902	1283		DIR	\$883	\$184	\$1,067
KR	36902	1285		DIR	\$12,373	\$2,578	\$14,950
KR	36905	1113		DIR	\$107	\$22	\$130
KR	36905	1115		DIR	\$1,869	\$389	\$2,258
KR	36905	1119		DIR	\$124,676	\$0	\$124,676
KR	36905	1123		DIR	\$560,159	\$0	\$560,159
KR	36905	1125		DIR	\$5,563	\$0	\$5,563
KR	36905	1129		DIR	\$16,815	\$0	\$16,815
KR	36905	1133		DIR	\$97,835	\$0	\$97,835
KR	36905	1153		DIR	\$1,287	\$0	\$1,287
					\$250	\$0	\$250
					\$11,319	\$0	\$11,319

9/14/94

ION ACTIVITY	DEPOT ACTIVITY	CAC	OC	TYPE	OCT-JUL	PROJ AUG-SEP	PROJ FY94
KR	36905	1155	DIR				
KR	36905	1165	DIR				
KR	36905	1223	DIR		\$134,371	\$0	\$134,371
KR	36905	1225	DIR		\$82	\$0	\$82
KR	36905	1233	DIR		\$333	\$0	\$333
KR	36905	1235	DIR		\$1,184	\$0	\$1,184
KR	36905	1243	DIR		\$11,539	\$0	\$11,539
KR	36905	1245	DIR		\$55,487	\$0	\$55,487
KR	36905	1253	DIR		\$13,877	\$0	\$13,877
KR	36905	1255	DIR		\$44,099	\$0	\$44,099
KR	36905	1283	DIR		\$8,884	\$0	\$8,884
KR	36905	1285	DIR		\$25,221	\$0	\$25,221
KR	37304	1115	DIR		\$2,650	\$0	\$2,650
KR	37304	1125	DIR		\$1,518	\$0	\$1,518
KR	37304	1225	DIR		\$1,286	\$0	\$1,286
KR	37304	1235	DIR		\$783	\$0	\$783
KR	37304	1245	DIR		\$1	\$0	\$1
KR	37304	1255	DIR		\$56	\$0	\$56
KR	37304	1285	DIR		\$90	\$0	\$90
KR	37601	1113	DIR		\$87	\$0	\$87
KR	37601	1115	DIR		\$21	\$0	\$21
KR	37601	1119	DIR		\$38,443	\$8,009	\$46,452
KR	37601	1123	DIR		\$771,348	\$160,698	\$932,046
KR	37601	1125	DIR		\$0	\$47	\$47
KR	37601	1129	DIR		\$1,008	\$0	\$1,008
KR	37601	1145	DIR		\$184,816	\$18,482	\$203,298
KR	37601	1153	DIR		\$978	\$16,730	\$17,708
KR	37601	1155	DIR		\$278	\$58	\$336
KR	37601	1165	DIR		\$35,902	\$7,479	\$43,381
KR	37601	1223	DIR		\$420,353	\$87,573	\$507,926
KR	37601	1225	DIR		\$28	\$6	\$34
KR	37601	1233	DIR		\$94	\$20	\$114
KR	37601	1235	DIR		\$1,723	\$359	\$2,082
KR	37601	1243	DIR		\$2,861	\$596	\$3,457
KR	37601	1245	DIR		\$88,512	\$18,440	\$106,952
KR	37601	1253	DIR		\$4,228	\$881	\$5,109
KR	37601	1255	DIR		\$69,814	\$14,545	\$84,358
KR	37601	1283	DIR		\$4,159	\$866	\$5,025
KR	37601	1285	DIR		\$52,145	\$10,864	\$63,008
KR	37602	1115	DIR		\$537	\$112	\$649
KR	37602	1155	DIR		\$5,694	\$1,186	\$6,881
KR	37602	1225	DIR		\$61,281	\$30,640	\$91,921
KR	37602	1235	DIR		\$31,185	\$15,592	\$46,777
KR	37602	1245	DIR		\$142	\$71	\$213
KR	37602	1255	DIR		\$6,359	\$3,179	\$9,538
KR	37602	1285	DIR		\$5,424	\$2,712	\$8,136
KR	38101	1113	DIR		\$2,941	\$1,471	\$4,411
KR	38101	1223	99999		\$228	\$114	\$342
KR	38101	1233	99999		\$51	\$0	\$51
KR	38101	1243	99999		\$0	\$0	\$0
KR	38101	1253	99999		\$7	\$0	\$7
KR	76101	0011	99999		\$3	\$0	\$3
KR	91111	1133	IND		\$2	\$0	\$2
KR	91111	1135	DIR		\$86,567	\$17,313	\$103,880
KR	99921	1115	DIR		\$116,325	\$21,965	\$138,290
KR	99921	1155	DIR		\$610,562	\$81,431	\$691,993
IND	31101	1113	IND		\$2,275	\$4,550	\$6,824
IND	31101	1115	IND		\$18,413	\$36,827	\$55,240
IND	31101	1119	IND		\$510,385	\$106,330	\$616,715
IND	31101	1119	IND		\$32,450	\$6,760	\$39,210
IND	31101	1119	IND		\$8,873	\$7,247	\$16,120

ION ACTIVITY	DEPOT ACTIVITY	CAC	OC	TYPE	OCT-JUL	PROJ AUG-SEP	PROJ FY94
<del>KQ</del>	<del>95101</del>	<del>3144</del>	<del>G+A</del>	<del>\$592</del>	<del>\$0</del>	<del>\$592</del>	
KQ	95301	2516	G+A	\$0	\$13,000	\$13,000	
KQ	96203	2212	IND	\$764	\$162	\$926	
KQ	96203	2521	IND	\$3,828	\$0	\$3,826	
KQ	96203	2569	IND	\$4,000	\$1,914	\$5,914	
KQ	96203	2655	IND	\$7,141	\$1,518	\$8,659	
KQ	96203	2671	IND	\$280	\$60	\$340	
KQ	96203	2675	IND	\$7,000	\$1,488	\$8,488	
KQ	96203	3144	IND	\$126,494	\$0	\$126,494	
KQ	97101	3141	G+A	\$574	\$0	\$574	
KQ	97101	3144	G+A	\$152	\$0	\$152	
KQ	97601	2515	G+A	\$4,000	\$0	\$4,000	
KQ	97602	2521	G+A	\$4,080	\$0	\$4,080	
<del>KR</del>	<del>31101</del>	<del>2111</del>	<del>IND</del>	<del>\$602,537</del>	<del>\$125,529</del>	<del>\$728,065</del>	
KR	31101	2111	IND	(\$86)	\$0	(\$86)	
KR	31101	2112	IND	\$1,926	\$409	\$2,335	
KR	31101	2113	IND	\$1,429	\$304	\$1,733	
KR	31101	2114	IND	\$242	\$51	\$293	
KR	31101	2115	IND	(\$886)	\$0	(\$886)	
KR	31101	2116	IND	\$579	\$0	\$579	
KR	31101	2119	IND	(\$248)	\$0	(\$248)	
KR	31101	2121	IND	\$1,181	\$251	\$1,432	
KR	31101	2122	IND	\$3,074	\$653	\$3,727	
KR	31101	2123	IND	\$1,682	\$358	\$2,040	
KR	31101	2124	IND	\$760	\$162	\$922	
KR	31101	2125	IND	\$346	\$74	\$420	
KR	31101	2136	IND	\$538	\$0	\$538	
KR	31101	2140	IND	\$2,130	\$453	\$2,583	
KR	31101	2216	IND	\$24,400	\$5,186	\$29,586	
KR	31101	2217	IND	\$0	\$1,650	\$1,650	
KR	31101	2521	IND	(\$145)	\$0	(\$145)	
KR	31101	2527	IND	\$11,284	\$2,399	\$13,683	
KR	31101	2631	IND	\$229	\$49	\$278	
KR	31101	2651	IND	\$2,149	\$457	\$2,606	
KR	31101	3113	IND	\$168	\$36	\$204	
KR	31101	3124	IND	\$35	\$7	\$42	
KR	31201	2113	IND	\$6,577	\$1,398	\$7,975	
KR	31201	2123	IND	\$2,956	\$628	\$3,584	
KR	31201	2139	IND	\$161	\$34	\$195	
KR	31201	2140	IND	\$1,904	\$405	\$2,309	
KR	31201	2515	IND	\$355	\$75	\$430	
KR	31201	2527	IND	\$625	\$133	\$758	
KR	31203	2113	IND	\$6,070	\$1,290	\$7,360	
KR	31203	2123	IND	\$4,163	\$885	\$5,048	
KR	31203	2133	IND	\$142	\$30	\$172	
KR	31203	2139	IND	\$226	\$48	\$274	
KR	31203	2140	IND	\$1,685	\$358	\$2,043	
KR	31203	2515	IND	\$1,970	\$419	\$2,389	
KR	31203	2516	IND	\$3,300	\$701	\$4,001	
KR	31203	2527	IND	\$3,383	\$719	\$4,102	
KR	31301	2113	IND	(\$160)	\$0	(\$160)	
KR	32101	2515	DIR	\$2,254	\$479	\$2,733	
KR	32101	2631	DIR	\$6,937	\$1,475	\$8,412	
KR	32101	2641	DIR	\$127	\$27	\$154	
KR	32101	2651	DIR	\$1,312	\$279	\$1,591	
KR	32201	2113	DIR	\$972	\$207	\$1,179	
KR	32201	2122	DIR	\$118	\$25	\$143	
KR	32201	2123	DIR	\$272	\$58	\$330	
KR	32201	2140	DIR	\$276	\$59	\$335	
KR	32201	2212	DIR	\$828	\$176	\$1,004	

ION ACTIVITY	DEPOT ACTIVITY	CAC	OC	TYPE	OCT-JUL	PROJ AUG-SEP	PROJ FY94
	KR	32201	2515	DIR	(\$5)	\$0	(\$5)
	KR	32201	2631	DIR	\$13,743	\$2,921	\$16,664
	KR	32201	2641	DIR	\$20,083	\$4,269	\$24,352
	KR	32201	2651	DIR	\$74,304	\$15,794	\$90,098
	KR	32201	3123	DIR	\$10,724	\$2,279	\$13,003
	KR	33101	2212	DIR	\$0	\$50,000	\$50,000
	KR	33101	2631	DIR	\$55,617	\$11,822	\$67,439
	KR	33101	2641	DIR	\$2,776	\$590	\$3,366
	KR	33101	2651	DIR	\$14,285	\$3,036	\$17,321
	KR	33201	2139	DIR	\$6	\$1	\$7
	KR	33201	2315	DIR	\$2,500	\$531	\$3,031
	KR	33201	2515	DIR	\$558,501	\$30,000	\$588,501
	KR	33201	2516	DIR	(\$1,458)	\$0	(\$1,458)
	KR	33201	2521	DIR	\$975	\$207	\$1,182
	KR	33201	2631	DIR	\$137,927	\$29,318	\$167,245
	KR	33201	2641	DIR	\$102,033	\$21,688	\$123,721
	KR	33201	2651	DIR	\$31,742	\$6,747	\$38,489
	KR	33201	2671	DIR	\$535	\$114	\$649
	KR	33201	3124	DIR	\$282	\$60	\$342
	KR	34101	2119	IND	\$1,576	\$335	\$1,911
	KR	34101	2129	IND	\$436	\$93	\$529
	KR	34101	2140	IND	\$792	\$168	\$960
	KR	34201	2112	DIR	\$351	\$75	\$426
	KR	34201	2113	DIR	\$1,146	\$244	\$1,390
	KR	34201	2119	DIR	(\$156)	\$0	(\$156)
	KR	34201	2122	DIR	\$538	\$114	\$652
	KR	34201	2123	DIR	\$25	\$5	\$30
	KR	34201	2129	DIR	(\$319)	\$0	(\$319)
	KR	34201	2133	DIR	\$149	\$32	\$181
	KR	34201	2139	DIR	(\$54)	\$0	(\$54)
	KR	34201	2140	DIR	\$50	\$11	\$61
	KR	34201	2651	DIR	\$641	\$136	\$777
	KR	34911	2221	DIR	\$1,435,905	\$287,181	\$1,723,086
	KR	34912	2221	DIR	\$143,882	\$28,776	\$172,658
	KR	35101	2112	IND	\$573	\$122	\$695
	KR	35101	2122	IND	\$612	\$130	\$742
	KR	35101	2139	IND	\$165	\$35	\$200
	KR	35101	2140	IND	\$124	\$26	\$150
	KR	35201	2631	IND	\$100	\$21	\$121
	KR	35401	2112	IND	\$102	\$22	\$124
	KR	35401	2122	IND	\$25	\$5	\$30
	KR	35401	2651	IND	\$800	\$170	\$970
	KR	35401	3123	IND	\$10,724	\$2,279	\$13,003
	KR	35501	2113	DIR	\$178	\$89	\$267
	KR	35501	2123	DIR	\$25	\$13	\$38
	KR	35501	2133	DIR	\$118	\$59	\$177
	KR	35501	2631	DIR	\$153	\$77	\$230
	KR	35501	2641	DIR	\$606	\$303	\$909
	KR	35601	2112	IND	\$355	\$75	\$430
	KR	35601	2122	IND	\$449	\$95	\$544
	KR	35601	2641	IND	\$327	\$70	\$397
	KR	35601	2651	IND	\$401	\$85	\$486
	KR	35601	3123	IND	\$12,090	\$2,570	\$14,660
	KR	35801	2111	IND	\$1,005	\$214	\$1,219
	KR	35801	2112	IND	\$10,397	\$2,210	\$12,607
	KR	35801	2113	IND	\$2,149	\$457	\$2,606
	KR	35801	2115	IND	\$1,675	\$356	\$2,031
	KR	35801	2121	IND	\$706	\$150	\$856
	KR	35801	2122	IND	\$5,699	\$1,211	\$6,910
	KR	35801	2123	IND	\$681	\$145	\$826

ION ACTIVITY	DEPOT ACTIVITY	CAC	OC	TYPE	OCT-JUL	PROJ AUG-SEP	PROJ FY94
	KR	35801	2125	IND	\$843	\$179	\$1,022
	KR	35801	2129	IND	(\$202)	\$0	(\$202)
	KR	35801	2132	IND	\$548	\$116	\$664
	KR	35801	2133	IND	\$150	\$32	\$182
	KR	35801	2139	IND	\$235	\$50	\$285
	KR	35801	2140	IND	\$3,092	\$657	\$3,749
	KR	35801	2515	IND	\$106,813	\$0	\$106,813
	KR	35801	2651	IND	\$7,110	\$1,511	\$8,621
	KR	35801	3124	IND	\$698	\$148	\$846
	KR	36403	2111	DIR	\$1,039	\$0	\$1,039
	KR	36403	2112	DIR	\$362	\$0	\$362
	KR	36403	2122	DIR	\$470	\$0	\$470
	KR	36403	2125	DIR	(\$325)	\$0	(\$325)
	KR	36403	2139	DIR	\$221	\$0	\$221
	KR	36403	2631	DIR	\$15,464	\$0	\$15,464
	KR	36403	2641	DIR	\$149	\$0	\$149
	KR	36403	2651	DIR	\$39,272	\$0	\$39,272
	KR	36403	3124	DIR	\$1,088	\$0	\$1,088
	KR	36701	2641	DIR	\$3,595	\$0	\$3,595
	KR	36712	2641	DIR	(\$246)	\$0	(\$246)
	KR	36721	2641	DIR	\$7,902	\$3,951	\$11,853
	KR	36721	2651	DIR	\$2,300	\$1,150	\$3,450
	KR	36722	2641	DIR	\$34	\$17	\$51
	KR	36723	2641	DIR	\$1,409	\$705	\$2,114
	KR	36742	2631	DIR	\$172	\$86	\$258
	KR	36742	2641	DIR	\$27	\$14	\$41
	KR	36743	2111	DIR	\$185	\$93	\$278
	KR	36743	2112	DIR	\$185	\$93	\$278
	KR	36743	2113	DIR	\$178	\$89	\$267
	KR	36743	2133	DIR	\$118	\$59	\$177
	KR	36743	2631	DIR	\$16,507	\$8,254	\$24,761
	KR	36743	2641	DIR	\$3,523	\$1,762	\$5,285
	KR	36743	2651	DIR	\$2,368	\$1,184	\$3,552
	KR	36744	2113	DIR	\$972	\$486	\$1,458
	KR	36771	2111	DIR	\$13	\$7	\$20
	KR	36771	2112	DIR	\$204	\$102	\$306
	KR	36771	2122	DIR	\$25	\$13	\$38
	KR	36771	2641	DIR	\$1,674	\$837	\$2,511
	KR	36771	2651	DIR	\$800	\$400	\$1,200
	KR	36773	2641	DIR	\$197	\$99	\$296
	KR	36773	2651	DIR	\$7	\$4	\$11
	KR	36774	2113	DIR	\$178	\$89	\$267
	KR	36774	2123	DIR	\$25	\$13	\$38
	KR	36774	2133	DIR	\$118	\$59	\$177
	KR	36801	2515	DIR	\$4,380	\$0	\$4,380
	KR	36801	2641	DIR	\$31,095	\$6,610	\$37,705
	KR	36801	2643	DIR	\$1,130	\$240	\$1,370
	KR	36801	2651	DIR	\$13,020	\$2,768	\$15,788
	KR	36902	2515	DIR	\$50	\$11	\$61
	KR	36902	2641	DIR	\$745	\$158	\$903
	KR	36902	2651	DIR	\$1,250	\$266	\$1,516
	KR	36902	3124	DIR	\$2,260	\$480	\$2,740
	KR	36905	2515	DIR	\$40,994	\$0	\$40,994
	KR	36905	2631	DIR	\$2,168	\$0	\$2,168
	KR	36905	2641	DIR	\$11,458	\$0	\$11,458
	KR	36905	2651	DIR	\$101,399	\$0	\$101,399
	KR	36905	2653	DIR	\$2,193	\$0	\$2,193
	KR	36905	3112	DIR	(\$5,001)	\$0	(\$5,001)
	KR	36905	3123	DIR	\$1,987	\$0	\$1,987
	KR	37801	2111	DIR	\$13	\$3	\$16



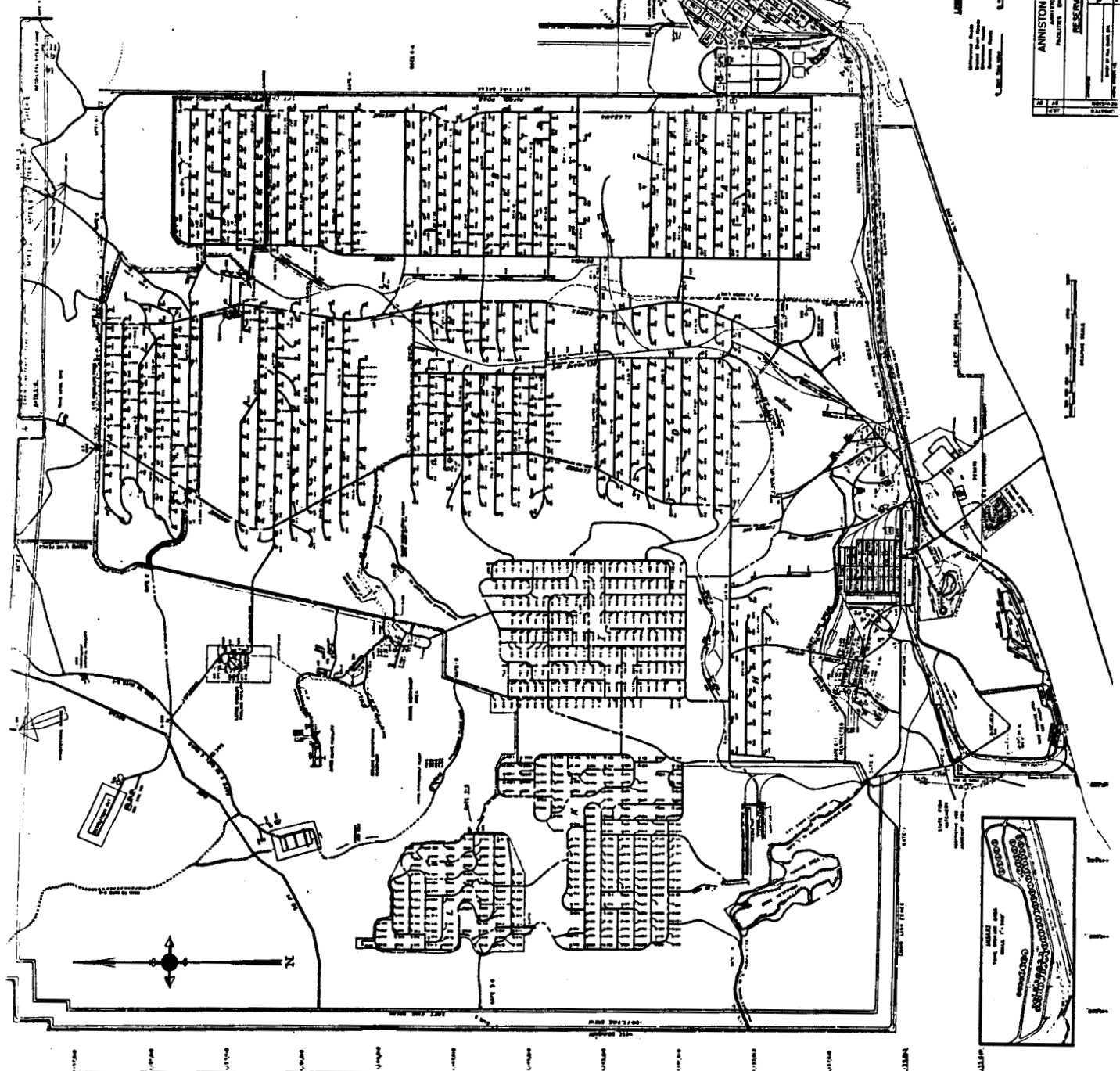
ION ACTIVITY	DEPOT ACTIVITY	CAC	OC	TYPE	OCT-JUL	PROJ AUG-SEP	PROJ FY94
	KR	37601	2112	DIR	\$347	\$74	\$421
	KR	37601	2122	DIR	\$447	\$95	\$542
	KR	37601	2140	DIR	\$165	\$35	\$200
	KR	37601	2515	DIR	\$1,278,585	\$9,623	\$1,288,208
	KR	37601	2516	DIR	(\$1,105)	\$0	(\$1,105)
	KR	37601	2618	DIR	\$2,034	\$432	\$2,466
	KR	37601	2631	DIR	\$13,381	\$2,844	\$16,225
	KR	37601	2641	DIR	\$44,766	\$9,515	\$54,281
	KR	37601	2651	DIR	\$64,495	\$13,709	\$78,204
	KR	37601	3113	DIR	\$157	\$33	\$190
	KR	37601	3124	DIR	\$1,090	\$232	\$1,322
	KR	37602	2515	DIR	\$488	\$244	\$732
	KR	37602	2631	DIR	\$2,975	\$1,488	\$4,463
	KR	37602	2641	DIR	\$19,963	\$9,982	\$29,945
	KR	37602	2651	DIR	\$42,207	\$21,104	\$63,311
	KR	37602	3123	DIR	\$497	\$249	\$746
	KR	91101	2515	G + A	\$5,823,843	\$375,000	\$6,198,843
	KR	91101	2526	G + A	\$965	\$0	\$965
	KR	92402	2641	G + A	\$669	\$142	\$811
	KR	92402	2651	G + A	\$6,402	\$1,361	\$7,763
	KR	92501	2651	G + A	(\$21,251)	\$0	(\$21,251)
	KR	92501	3123	G + A	\$1,316	\$280	\$1,596
	KR	92501	3124	G + A	\$51	\$11	\$62
	KR	92501	3143	G + A	\$1,395	\$297	\$1,692
	KR	92901	2315	G + A	\$477	\$101	\$578
	KR	92902	2315	G + A	\$123,262	\$88,044	\$211,306
	KR	94601	2515	IND	\$10,000	\$4,500	\$14,500
	KR	94601	2527	IND	\$975	\$207	\$1,182
	KR	95101	2815	G + A	\$3,060	\$650	\$3,710
	KR	95101	2410	G + A	\$10,000	\$0	\$10,000
	KR	96203	2675	IND	\$2,961	\$629	\$3,590
	KR	96203	3144	IND	\$78,813	\$17,732	\$96,545
	KR	97601	3124	G + A	\$1,764	\$0	\$1,764
	KR	98211	6199	G + A	\$0	\$0	\$0
	KR	98510	2516	G + A	\$0	\$0	\$0
	KR	99921	2515	DIR	\$6,760	\$13,520	\$20,280
	ND	31101	2112	IND	\$10,298	\$2,189	\$12,487
	ND	31101	2113	IND	\$7,947	\$1,689	\$9,636
	ND	31101	2115	IND	\$2,878	\$612	\$3,490
	ND	31101	2119	IND	\$847	\$180	\$1,027
	ND	31101	2121	IND	\$724	\$154	\$878
	ND	31101	2122	IND	\$9,975	\$2,120	\$12,095
	ND	31101	2123	IND	\$6,050	\$1,286	\$7,336
	ND	31101	2125	IND	\$6,219	\$1,322	\$7,541
	ND	31101	2129	IND	(\$209)	\$0	(\$209)
	ND	31101	2132	IND	\$336	\$71	\$407
	ND	31101	2133	IND	\$224	\$48	\$272
	ND	31101	2140	IND	\$2,368	\$503	\$2,871
	ND	31101	2315	IND	\$3,708	\$0	\$3,708
	ND	31101	2521	IND	\$369	\$0	\$369
	ND	31101	2527	IND	\$1,269	\$0	\$1,269
	ND	31101	2551	IND	\$5,129	\$0	\$5,129
	ND	31101	2555	IND	\$1,700	\$0	\$1,700
	ND	31101	2561	IND	\$1,205	\$0	\$1,205
	ND	31101	2621	IND	\$1,324	\$281	\$1,605
	ND	31101	2641	IND	\$17,820	\$3,788	\$21,608
	ND	31101	2651	IND	\$63,743	\$20,000	\$83,743
	ND	31101	2654	IND	\$276	\$0	\$276
	ND	31101	2655	IND	\$7,697	\$0	\$7,697



Part IV



ACTIVITY CODE: KR/DDAA  
PART IV INSTALLATION MAP



ANNISTON ARMY DEPOT	
REGISTRATION MAP	SCALE: 1" = 100'
DATE: 10/1/54	BY: [Signature]
APPROVED: [Signature]	DATE: 10/1/54
REGISTRATION MAP	
NO. OF SHEETS: 1	SHEET NO. 1
DATE OF ISSUE: 10/1/54	BY: [Signature]
APPROVED: [Signature]	DATE: 10/1/54

KR

DDAA

**PART IV BUILDINGS AND FACILITIES**

**CONDITION RATING SYSTEM FOR WAREHOUSES**

Of much concern is that the criteria with which the PWC team prepared their written evaluation and reports would not allow them to rate buildings/structures according to ACTUAL CONDITION if they were over a specific age. Based on this age criteria, the PWC team was not allowed to rate many of the DDAA buildings above "fair". Off the record they stated that they were, in fact, in EXCELLENT CONDITION due to masonry type construction, concrete floors, mostly steel supports and roof trusses, and having been consistently well maintained over their life. They also said these buildings would be fully serviceable for many more years. The team expressed amazement at the good condition of these buildings and said they had seen nothing at other depots to compare to them.

Another factor which makes the DDAA warehouses especially valuable is the extensive internal rail system which services most of DDAA's warehouses. With this rail system, material can be shipped and received by rail on one side and by truck on the other side simultaneously. This provides tremendous capability for expansion and surge/mobilization. This rail system was built during World War II to handle the largest, fastest supply support requirement our nation has ever experienced. It has been well maintained and kept upgraded over its life. Each year one million dollars is spent by the host on maintenance and upgrade rails and roadbeds.

This combination of excellent warehouses and extensive rail system is fully capable of the volume and speed needed to support current national strategy. This internal rail system is enhanced by an on installation railhead operated by Norfolk Southern Railroad Company.

In summary, the official written rating of "fair" for such buildings/structures could lead to an erroneous perception of Anniston facilities.

KR

DDAA

PART IV BUILDINGS AND FACILITIES

BMAR

This depot is anxious to insure that BMAR repair needs are not overstated. Although this depot has not yet received the PWC Inspection report, information furnished by the team while on site gave indications that their BMAR recommendations would, in our judgment, be much overstated.

The criteria given the PWC inspection teams requires that the need for various maintenance and upkeep items be based on specified time cycles without consideration to whether they are actually needed.

The PWC inspection team criteria specified that when DDAA occupies only part of a building, the DDAA repair estimate would include the entire building. The reason given was that such things as roofs, electrical systems, etc., would need to be done for the entire building. It is logical that certain repairs would encompass the complete building; however, it is not factual that DDAA would be required to pay the entire cost. The cost of such repairs are, in fact, shared by all occupants of a building.

The inspection team stated that they had included cost to upgrade unused restrooms by installing better doors and windows, replacing wood partitions between stalls, and replacing round toilet bowls with oval ones all because a current plumbing code requirements.

There may be other areas which would create overstatement of necessary and needed BMAR costs. The overstatement of needed repairs would present a misleading picture of the depot which could be devastating.

Although, the total amount of PWC team estimates is as yet unknown, we do know that the amount of such work done in the past based on actual need and available funds has kept our facilities in serviceable condition. The host informs us that (based on previous years and current needs) appropriate BMAR amount for DDAA would be \$1,600,000.

KR

DDAA

PART IV BUILDINGS AND FACILITIES

IN THE EVENT DEPOT MAINTENANCE WERE TO CLOSE

1. In the event Army's depot maintenance activity was no longer open, a large amount of assets would become available to DLA for distribution functions.

a. Among these assets are 840,807 SF storage type space as follows:

(1) Automatic Storage and Retrieval System (ASARS) of 58,922 SF. Because it is an ASARS configuration it would provide 711,633 TCF of efficient, automated storage for supplies.

(2) Other storage buildings originally built as storage buildings which would require no modification totaling 262,301 SF.

(3) Buildings originally built as storage buildings which would require varying amounts of modification totaling 519,584 SF.

b. Many buildings which were built specifically for maintenance functions could also be easily converted to storage space. One such building is the 250,000 SF tank assembly building. This building would have approximately 14,000,000 TCF.

c. It could be expected that an extensive amount of MHE and other types of equipment would be declared excess and become available to DLA.

d. Extensive administrative space would be vacated also.

2. In such an event, several thousand trained, experienced personnel would become available. Many of these personnel have once worked in distribution before being promoted to the generally higher grades in depot maintenance.



ACTIVITY: KR/DDAA

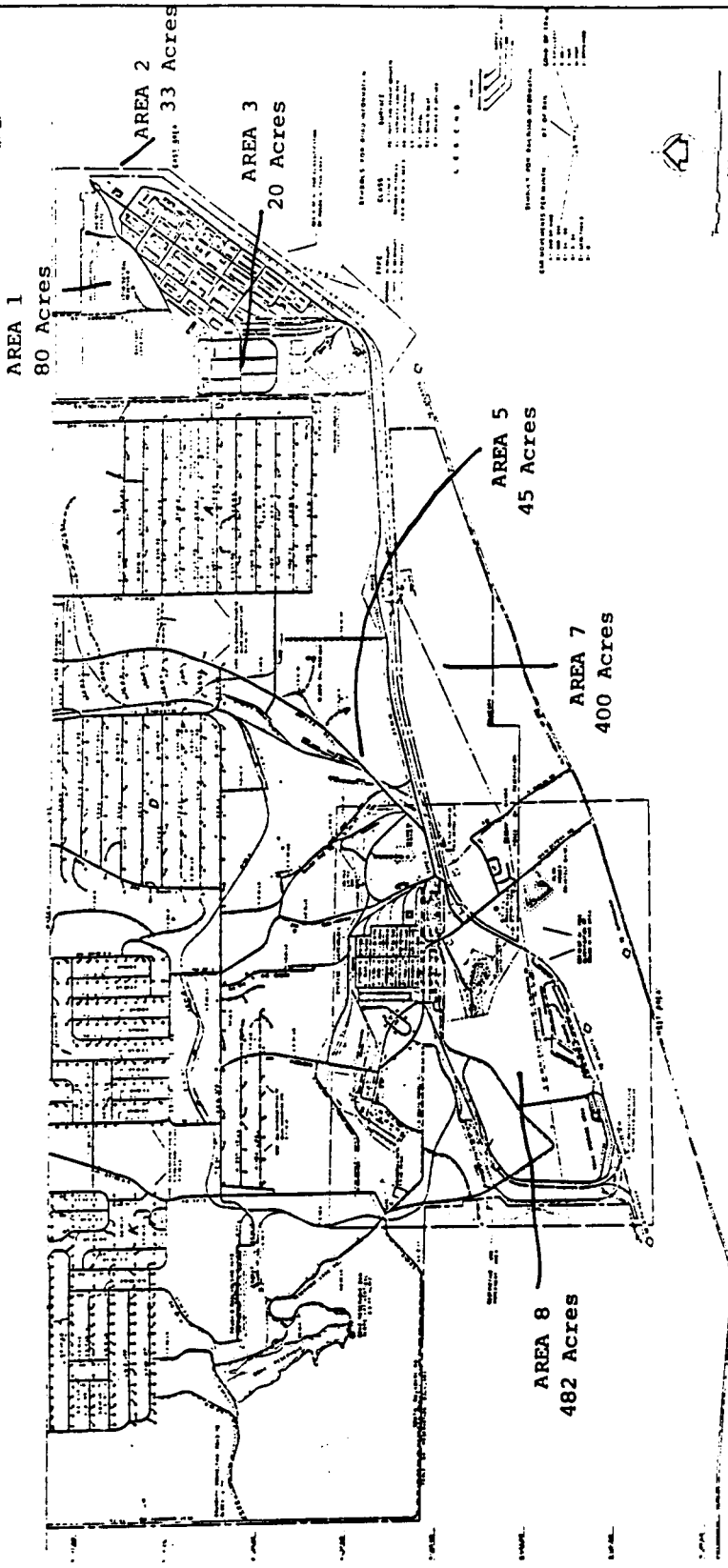
PART IV - Open Fields & Lots

Only those lots and fields which are being used by DDAA for open storage are included in this data. However, the host has almost unlimited outside space available to DDAA for outside storage or any other need. The large amount of such available space is illustrated on the attached map which was originally prepared to show buildable acreage.

IV. Unlimited Outside Storage Space

CLASS OF ENGINEERS

U.S. ARMY



**ANNISTON ARMY DEPOT**  
GENERAL ROAD AND RAILROAD MAP  
SCALE: 1" = 100 FEET  
DATE: 1954

1	2	3	4	5	6	7	8	9	10
11	12	13	14	15	16	17	18	19	20
21	22	23	24	25	26	27	28	29	30
31	32	33	34	35	36	37	38	39	40
41	42	43	44	45	46	47	48	49	50
51	52	53	54	55	56	57	58	59	60
61	62	63	64	65	66	67	68	69	70
71	72	73	74	75	76	77	78	79	80
81	82	83	84	85	86	87	88	89	90
91	92	93	94	95	96	97	98	99	100

REAL PROPERTY INVENTORY

[BUILDINGS]

GSA PROPERTY FACILITY NUMBER NUMBER	FACILITY NAME	YEAR BUILT	CONST UM TYPE	HT (ft)	NO STORIES	HISTORIC RATING	REST ROOMS ADQUATE	COMPLY W/ADA	YEAR LAST IMPROVED	CURRENT PLANT VALUE	PLANNED EXCESS	USER REMARKS
** SLFA/SITE NAME.....: DDAA//ANNISTON												
01012 102	CON HUM WHS	1942	13,668 SF P	1	1	NA	Y	Y	1982	64,200		Last Upgrade: 1982- \$1200-extend day gates
01012 103	CON HUM WHS	1942	13,668 SF P	1	1	NA	Y	Y	1990	61,300		Last Upgrade: 1990-Elec SErv for Cad/cam-\$500
01012 104	OPS GEN PURP	1942	34,068 SF P	1	1	NA	Y	Y	1994	203,400		Last Upgrade: 1994, \$9600, Modify Compressed Air System
01012 112	CON HUM WHS	1942	34,068 SF P	1	1	NA	Y	Y	1991	221,600		Last Upgrade: 1991 Lower Ele. Plugs-\$700.00
01012 119	CON HUM WHS	1942	34,068 SF P	1	1	NA	Y	Y	1988	143,200		Last Upgrade: 1988-\$4500-Install Steel mes over screens doors
01012 120	CON HUM WHS	1942	34,068 SF P	1	1	NA	Y	Y	1978	146,100		Last Upgrade: 1978-Modified building for security requirements-\$7900
01012 121	CON HUM WHS	1942	34,068 SF P	1	1	NA	Y	Y	1991	136,800		Last Upgrade: 1991-steps for North Dock-\$1100.
01012 122	CON HUM WHS	1942	34,068 SF P	1	1	NA	Y	Y	1991	141,100		Last Upgrade: 1991-\$3800-Car door, IDS sys, wire for moto
01012 124	GENERAL PURPOSE STORAGE WHSE	1954	16,182 SF P	1	1	NA	Y	Y	1992	53,700		Last Upgrade: 1992, \$29100, Walls Inside, Lights, Plugs

REAL PROPERTY INVENTORY

[BUILDINGS]

GSA PROPERTY NUMBER	FACILITY NUMBER	FACILITY NAME	YEAR BUILT	CONST UM	HT (ft)	NO STORIES	HISTORIC RATING	REST ROOMS ADQUATE	COMPLY W/ADA	YEAR LAST IMPROVED	CURRENT PLANT VALUE	PLANNED EXCESS	USER REMARKS
01012	126	CON HUM WHS	1942	91,683 SF	P	1	1	NA	Y	Y	1994	244,100	Last Upgrade: 1994-Break room and Office-\$28900.00
01012	127	SHIP/RECV FAC	1942	91,683 SF	P	1	1	NA	Y	Y	1992	332,900	Last Upgrade: 1992 \$53600-Renovate restrooms
01012	131	CON HUM WHS	1942	91,683 SF	P	1	1	NA	Y	Y	1992	205,600	Last Upgrade: 1992-Fence w/gates and lights-\$8700
01012	132	CON HUM WHS	1942	91,683 SF	P	1	1	NA	Y	Y	1988	180,700	Last Upgrade: 1988-Inst hvy-duty hasp for roll-up doors,\$300.NOT CURRENTLY USE AS CON HUM
01012	133	GENERAL PURPOSE STORAGE WHSE	1942	91,683 SF	P	1	1	NA	Y	Y		143,900	
01012	134	CON HUM WHS	1942	91,683 SF	P	1	1	NA	Y	Y	1992	228,600	Last Upgrade: 1992-\$6000-Additional securi cage
01012	135	CON HUM WHS	1942	91,683 SF	P	1	1	NA	Y	Y	1988	174,500	Last Upgrade:1988,\$300,Inst heavy-duty hasps.NOT CURRENT USED AS CON HUM STORAGE.
01012	136	CON HUM WHS	1942	91,683 SF	P	1	1	NA	Y	Y	1988	180,900	Last Upgrade: 1988-Heavy dut hasps-\$300.NOT CURRENTLY USE AS CON HUM STORAGE.
01012	17	GEN PURP WHSE	1942	13,736 SF	P	1	1	NA	Y	Y	1992	84,400	last upgrade: 1992-\$13100 office/restrooms

REAL PROPERTY INVENTORY

[BUILDINGS]

GSA PROPERTY NUMBER	FACILITY NUMBER	FACILITY NAME	YEAR BUILT	CONST UM	HT (ft)	NO STORIES	HISTORIC RATING	REST ROOMS ADQUATE	COMPLY W/ADA	YEAR LAST IMPROVED	CURRENT PLANT VALUE	PLANNED EXCESS	USER REMARKS
01012	210	BATTERY SHOP	1942	SF	S	1	1	NA	Y	Y	1982	21,600	Last upgrade: 1982- \$4700. Install chain link fence for security
01012	23	GEN PURP WHSE	1942	SF	P	1	1	NA	Y	Y	1984	145,900	Last upgrade:1984-\$1000-install lights/outlets
01012	24	CON HUM WHS	1942	SF	P	1	1	NA	Y	Y	1994	186,500	Last upgrade: 1994-\$11300, Weld hasps and day gates.
01012	25	CON HUM WH	1942	SF	P	1	1	NA	Y	Y	1991	181,100	Last upgrade: 1994 - install security screens w/hasp & latch-\$9,200.00
01012	26	CON HUM WHS	1942	SF	P	1	1	NA	Y	Y	1989	172,200	Last upgrade: 1989-\$2800-Install cage doors for security area
01012	27	OPNS GEN PURP	1942	SF	P	1	1	NA	Y	Y	1994	212,000	Last Upgrade: 1994-\$13300-Inside and full day gates.
01012	28	CON HUM WHS	1942	SF	P	1	1	NA	Y	Y	1990	173,300	Last Upgrade: 1990-High security lock system \$2800.00
01012	29	CON HUM WHS	1942	SF	P	1	1	NA	Y	Y	1985	172,600	Last Upgrade: 1985, \$300, Install metal bars.
01012	298	HAZ MAT STORAGE WHSE	1954	SF	P	1	1	NA	Y	Y	1992	88,700	Last upgrade: 1992-diked concrete floor \$31,100

REAL PROPERTY INVENTORY

[BUILDINGS]

GSA		PROPERTY FACILITY NUMBER NUMBER FACILITY NAME	YEAR BUILT	SIZE	CONST UM TYPE	HT (ft)	NO STORIES	HISTORIC RATING	REST ROOMS ADQUATE	COMPLY W/ADA	YEAR LAST IMPROVED	CURRENT PLANT VALUE	PLANNED EXCESS	USER REMARKS
PROPERTY NUMBER	FACILITY NAME													
01012	30	CON HUM WHS	1942	42,140 SF	P	1	1	NA	Y	Y	1994	181,400		Last Upgrade: 1994-\$6,100, Gates - Full day gates. NOT CURRENTLY USED AS CONT HUM STORAGE.
01012	300	GENERAL PURPOSE WHSE	1947	1,134 SF	P	1	1	NA	Y	Y		6,700		DESCRIPTION: ENCLOSED ROUND METAL STORAGE BLDG USED FOR GENERAL PURPOSE STORAGE.
01012	302	GENERAL PURPOSE WHSE	1947	1,134 SF	P	1	1	NA	Y	Y		6,700		DESCRIPTION: ENCLOSED ROUND METAL STORAGE BLDG USED FOR GENERAL PURPOSE STORAGE.
01012	303	GENERAL PURPOSE WHSE	1947	2,376 SF	P	1	1	NA	Y	Y		12,500		DESCRIPTION: ENCLOSED ROUND METAL STORAGE BLDG USED FOR GENERAL PURPOSE STORAGE.
01012	304	GENERAL PURPOSE WHSE	1947	2,376 SF	P	1	1	NA	Y	Y		12,500		DESCRIPTION: ENCLOSED ROUND METAL STORAGE BLDG USED FOR GENERAL PURPOSE STORAGE.
01012	305	GENERAL PURPOSE WHSE	1947	2,376 SF	P	1	1	NA	Y	Y		12,500		DESCRIPTION: ENCLOSED ROUND METAL STORAGE BLDG USED FOR GENERAL PURPOSE STORAGE.
01012	306	GENERAL PURPOSE WHSE	1947	2,376 SF	P	1	1	NA	Y	Y		12,500		DESCRIPTION: ENCLOSED ROUND METAL STORAGE BLDG USED FOR GENERAL PURPOSE STORAGE.

REAL PROPERTY INVENTORY

[BUILDINGS]

GSA PROPERTY NUMBER	FACILITY NUMBER	FACILITY NAME	YEAR BUILT	CONST SIZE	HT UM TYPE	NO (ft) STORIES	HISTORIC RATING	REST ROOMS ADQUATE	COMPLY W/ADA	YEAR LAST IMPROVED	CURRENT PLANT VALUE	PLANNED EXCESS	USER REMARKS
01012	307	GENERAL PURPOSE WHSE	1947	2,376 SF	P	1 1	NA	Y	Y	1977	13,600		DESC: ENCL ROUND METAL STR BLDG USED FOR GEN PURP STR. LAST IMPR: VENTILATION-\$1,100
01012	308	GENERAL PURPOSE WHSE	1947	2,376 SF	P	1 1	NA	Y	Y	1977	13,600		DESC: ENCL ROUND METAL STR BLDG USED FOR GEN PURP STR. LAST IMPR: VENTILATION-\$1,100
01012	309	GENERAL PURPOSE WHSE	1947	2,376 SF	P	1 1	NA	Y	Y	1988	14,300		DESC: ENCL ROUND METAL STR BLDG USED FOR GEN PURP STR. LAST IMPRO: FLOORS UPGRADED-\$1,800.
01012	31	HAZ MAT STORAGE WHSE	1942	42,140 SF	P	1 1	NA	Y	Y	1993	175,800		Last upgrade: 1993-\$10,200-Dike for spills
01012	310	GENERAL PURPOSE WHSE	1947	2,376 SF	P	1 1	NA	Y	Y		12,500		DESCRIPTION: ENCLOSED ROUND METAL STORAGE BLDG USED FOR GENERAL PURPOSE STORAGE.
01012	311	GENERAL PURPOSE WHSE	1947	2,376 SF	P	1 1	NA	Y	Y		12,500		DESCRIPTION: ENCLOSED ROUND METAL STORAGE BLDG USE FOR GENERAL PURPOSE STORAGE.
01012	312	GENERAL PURPOSE WHSE	1947	2,376 SF	P	1 1	NA	Y	Y	1988	13,800		DESC: ENCL ROUND METAL STR BLDG USE FOR GEN PURP STR. LAST IMPR: ENTERANCE UPGRADE-\$1,300.

REAL PROPERTY INVENTORY

[BUILDINGS]

GSA PROPERTY NUMBER	FACILITY NUMBER	FACILITY NAME	YEAR BUILT	CONST SIZE	HT UM	NO TYPE	HISTORIC (ft)	RATING	REST ROOMS	COMPLY W/ADA	YEAR LAST IMPROVED	CURRENT PLANT VALUE	PLANNED EXCESS	USER REMARKS
01012	313	GENERAL PURPOSE WHSE	1947	2,376 SF	P	1	1	NA	Y	Y		12,500		DESCRIPTION: ENCLOSED ROUND METAL STORAGE BLDG USED FOR GENERAL PURPOSE STORAGE.
01012	314	GENERAL PURPOSE WHSE	1947	2,376 SF	P	1	1	NA	Y	Y		12,500		DESCRIPTION: ENCLOSED ROUND METAL BLDG USED FOR GENERAL PURPOSE STORAGE.
01012	315	GENERAL PURPOSE WHSE	1947	2,376 SF	P	1	1	NA	Y	Y		12,500		DESCRIPTION: ENCLOSED ROUND METAL BLDG USED FOR GENERAL PURPOSE STORAGE.
01012	316	GENERAL PURPOSE WHSE	1947	2,376 SF	P	1	1	NA	Y	Y	1977	13,600		DESC: ENCL ROUND METAL STR BLDG USED FOR GEN PURP STR. LAST IMPR: VENTILATION-\$1,100
01012	317	GENERAL PURPOSE WHSE	1947	2,376 SF	P	1	1	NA	Y	Y	1977	13,600		DESC: ENCL ROUND METAL STR BLDG USED FOR GEN PURP STR. LAST IMPR: VENTILATION-\$1,100
01012	318	GENERAL PURPOSE WHSE	1947	2,376 SF	P	1	1	NA	Y	Y	1977	13,600		DESC: ENCL ROUND METAL STR BLDG USED FOR GEN PURP STR. LAST IMPR: VENTILATION-\$1,100
01012	319	GENERAL PURPOSE WHSE	1947	2,376 SF	P	1	1	NA	Y	Y	1988	21,400		DESC: ENCL ROUND METAL STR BLDG USED FOR GEN PURP STR. LAST IMPR: FLOOR UPGRADE-\$1,800.



REAL PROPERTY INVENTORY

[BUILDINGS]

GSA		FACILITY NAME	YEAR BUILT	SIZE	CONST UM TYPE	HT (ft)	NO STORIES	HISTORIC RATING	REST ROOMS ADQUATE	COMPLY W/ADA	YEAR LAST IMPROVED	CURRENT PLANT VALUE	PLANNED EXCESS	USER REMARKS
PROPERTY NUMBER	FACILITY NUMBER													
01012	32	CON HUM WHS	1942	42,140 SF	P	1	1	NA	Y	Y	1992	214,900		Last Upgrade: 1992- Power roc ventilators-\$20,600. NOT CURRENTLY USED AS CON HUM STORAGE.
01012	322	GENERAL PURPOSE WHSE	1947	2,376 SF	P	1	1	NA	Y	Y		12,500		DESCRIPTION: ENCLOSED ROUND METAL STORAGE BLDG USED FOR GENERAL PURPOSE STORAGE.
01012	326	GENERAL PURPOSE WHSE	1947	2,376 SF	P	1	1	NA	Y	Y		12,500		DESCRIPTION: ENCLOSED ROUND METAL STORAGE BLDG USED FOR GENERAL PURPOSE STORAGE.
01012	328	GENERAL PURPOSE WHSE	1947	2,376 SF	P	1	1	NA	Y	Y		12,500		DESCRIPTION: ENCLOSED ROUND METAL STORAGE BLDG USED FOR GENERAL PURPOSE STORAGE.
01012	329	GENERAL PURPOSE WHSE	1947	2,376 SF	P	1	1	NA	Y	Y		12,500		DESCRIPTION: ENCLOSED ROUND METAL STORAGE BLDG USED FOR GENERAL PURPOSE STORAGE.
01012	33	CON HUM WHS	1942	42,140 SF	P	1	1	NA	Y	Y	1992	172,800		Last Upgrade: 1992-Security Screens,\$1500. NOT CURRENTLY USED AS CONT HUM STORAGE.
01012	330	GENERAL PURPOSE WHSE	1947	2,376 SF	P	1	1	NA	Y	Y		12,500		DESCRIPTION: ENCLOSED ROUND METAL STORAGE BLDG USED FOR GENERAL PURPOSE STORAGE.

REAL PROPERTY INVENTORY

[BUILDINGS]

GSA PROPERTY FACILITY NUMBER	FACILITY NAME	YEAR BUILT	SIZE	UM TYPE	CONST HT	NO STORIES	HISTORIC RATING	REST ROOMS ADQUATE W/ADA	COMPLY IMPROVED	YEAR LAST	CURRENT PLANT VALUE	PLANNED EXCESS	USER REMARKS
01012 331	GENERAL PURPOSE WHSE	1947	2,376 SF	P	1	1	NA	Y	Y		12,500		DESCRIPTION: ENCLOSED ROUND METAL STORAGE BLDG USED FOR GENERAL PURPOSE STORAGE.
01012 338	GENERAL PURPOSE WHSE	1947	1,134 SF	P	1	1	NA	Y	Y		6,700		DESCRIPTION: ENCLOSED ROUND METAL STORAGE BLDG USED FOR GENERAL PURPOSE STORAGE.
01012 34	CON HUM WHS	1942	42,140 SF	P	1	1	NA	Y	Y	1979	164,400		Last Upgrade: 1979, \$600, Install plugs and light fixtures.
01012 341	GENERAL PURPOSE WHSE	1947	1,134 SF	P	1	1	NA	Y	Y		6,700		DESCRIPTION: ENCLOSED ROUND METAL STORAGE BLDG USED FOR GENERAL PURPOSE STORAGE.
01012 342	GENERAL PURPOSE WHSE	1947	1,134 SF	P	1	1	NA	Y	Y		6,700		DESCRIPTION: ENCLOSED ROUND METAL STORAGE BLDG USED FOR GENERAL PURPOSE STORAGE.
01012 343	GENERAL PURPOSE WHSE	1947	1,134 SF	P	1	1	NA	Y	Y		6,700		DESCRIPTION: ENCLOSED ROUND METAL STORAGE BLDG USED FOR GENERAL PURPOSE STORAGE.
01012 346	GENERAL PURPOSE WHSE	1947	1,134 SF	P	1	1	NA	Y	Y	1994	7,400		DESC: ENCL ROUND METAL STR BLDG USED FOR GEN PURP STR. LAST IMPR: DUCT WORK-\$700.
01012 347	GENERAL PURPOSE WHSE	1947	1,134 SF	P	1	1	NA	Y	Y	1994	7,300		DESC: ENCL ROUND METAL STR BLDG USED FOR GEN PURP STR. LAST IMPR: DUCT WORK-\$600.

REAL PROPERTY INVENTORY

[BUILDINGS]

GSA PROPERTY NUMBER	FACILITY NUMBER	FACILITY NAME	YEAR BUILT	CONST SIZE	HT UM	NO TYPE	HISTORIC (ft)	RATING	REST ADQUATE	COMPLY W/ADA	YEAR LAST IMPROVED	CURRENT PLANT VALUE	PLANNED EXCESS	USER REMARKS
01012	348	GENERAL PURPOSE WHSE	1947	2,376 SF	P	1	1	NA	Y	Y		12,500		DESCRIPTION: ENCLOSED ROUND METAL STORAGE BLDG USED FOR GENERAL PURPOSE STORAGE.
01012	349	GENERAL PURPOSE WHSE	1947	2,376 SF	P	1	1	NA	Y	Y		12,500		DESCRIPTION: ENCLOSED ROUND METAL STORAGE BLDG USED FOR GENERAL PURPOSE STORAGE.
01012	35	CON HUM WHS	1942	42,140 SF	P	1	1	NA	Y	Y	1987	225,100		Last Upgrade:1987-Prep Bldg for Troop Housing-\$68,100.
01012	350	GENERAL PURPOSE WHSE	1947	2,376 SF	P	1	1	NA	Y	Y		12,500		DESCRIPTION: ENCLOSED ROUND METAL STORAGE BLDG USED FOR GENERAL PURPOSE STORAGE.
01012	351	GENERAL PURPOSE WHSE	1947	2,376 SF	P	1	1	NA	Y	Y		12,500		DESCRIPTION: ENCLOSED ROUND METAL STORAGE BLDG USED FOR GENERAL PURPOSE STORAGE.
01012	352	GENERAL PURPOSE WHSE	1947	2,376 SF	P	1	1	NA	Y	Y		12,500		DESCRIPTION: ENCLOSED ROUND METAL STORAGE BLDG USED FOR GENERAL PURPOSE STORAGE.
01012	353	GENERAL PURPOSE WHSE	1947	2,376 SF	P	1	1	NA	Y	Y		12,500		DESCRIPTION: ENCLOSED ROUND METAL STORAGE BLDG USED FOR GENERAL PURPOSE STORAGE.
01012	354	GENERAL PURPOSE WHSE	1947	2,376 SF	P	1	1	NA	Y	Y		12,500		DESCRIPTION: ENCLOSED ROUND METAL STORAGE BLDG USED FOR GENERAL PURPOSE STORAGE.

REAL PROPERTY INVENTORY

[BUILDINGS]

GSA		FACILITY NAME	YEAR BUILT	CONST UM	HT (ft)	NO STORIES	HISTORIC RATING	REST		YEAR		CURRENT PLANT VALUE	PLANNED EXCESS	USER REMARKS
PROPERTY NUMBER	FACILITY NUMBER							ROOMS ADQUATE	COMPLY W/ADA	LAST IMPROVED				
01012	355	GENERAL PURPOSE WHSE	1947	P	2,376 SF	1	1	NA	Y	Y		12,500		DESCRIPTION: ENCLOSED ROUND METAL STORAGE BLDG USED FOR GENERAL PURPOSE STORAGE.
01012	356	GENERAL PURPOSE WHSE	1947	P	2,376 SF	1	1	NA	Y	Y		12,500		DESCRIPTION: ENCLOSED ROUND METAL STORAGE BLDG USED FOR GENERAL PURPOSE STORAGE.
01012	359	HAZ MAT STR INST	1963	P	3,200 SF	1	1	NA	Y	Y	1990	40,100		Last Upgrade: 1990, \$2600, Exhaust Fans.
01012	36	CON HUM WHS	1942	P	42,140 SF	1	1	NA	Y	Y	1987	235,700		Last Upgrade: 1987-\$68100-pr bldg /troop hsg
01012	360	CON HUM WHS	1955	P	241,200 SF	1	1	NA	Y	Y	1992	1,377,400		Last Upgrade:1992,\$13900-Fire alrms,pull bxs,wire conduit.NOT CURR USED AS CON HUM STRGE.
01012	361	CON HUM WHS	1955	P	241,200 SF	1	1	NA	Y	Y	1992	1,443,200		Last Upgrade: 1992-Fire alarr system \$13900. NOT CURRENTLY USED AS CON HUM STORAGE.
01012	362	GEN PURP WHSE	1955	P	256,026 SF	1	1	NA	Y	Y	1992	2,964,200		Last Upgrade: 1992, \$14000-Install fire alarm
01012	363	GEN PURP WHSE	1955	P	40,000 SF	1	1	NA	Y	Y	1993	176,200		Last Upgrade: 1993-\$19800-Construct restroom, east side

REAL PROPERTY INVENTORY

[BUILDINGS]

GSA PROPERTY NUMBER	FACILITY NAME	YEAR BUILT	SIZE	CONST UM TYPE	HT (ft)	NO STORIES	HISTORIC RATING	REST ROOMS ADQUATE	COMPLY W/ADA	YEAR LAST IMPROVED	CURRENT PLANT VALUE	PLANNED EXCESS	USER REMARKS
01012 37	CON HUM MHS	1942	42,140 SF	P	1	1	NA	Y	Y	1991	159,400		Last Upgrade: 1991--\$1100-High security hasp & latches
01012 41	CON HUM MHS	1942	27,268 SF	P	1	1	NA	Y	Y	1990	111,400		Last Upgrade: 1990-outlet in office -\$200
01012 422	GEN STOREHOUES	1967	17,422 SF	P	1	1	NA	Y	Y	1989	43,400		Last Upgrade: 1989-\$1500, Install window air conditioner
01012 500	GEN ITEM REPAIR SHOP	1977	20,000 SF	P	1	1	NA	Y	Y		93,400		
01012 501	GEN ITEM REPAIR SHOP	1977	61,387 SF	P	1	1	NA	Y	Y	1993	1,254,500		Last Upgrade: 1993- Install circuit breaker -\$1700
01012 502	ADMIN & SHOP CONTROL	1977	5,682 SF	P	1	1	NA	Y	Y	1991	7,300		Last Upgrade: 1991-surge protection \$300.00
01012 503	STEAM CLEANING SHOP	1977	6,108 SF	P	1	1	NA	Y	Y	1993	169,000		Last Upgrade: 1993-Install 5 exhaust fans \$3500.00
01012 504	GENERAL ITEM REPAIR SHOP	1977	4,904 SF	P	1	1	NA	Y	Y	1992	125,200		Last Upgrade: 1992-conc extension on 4 ramps \$2700.0
01012 509	FLAM MAT STHS	1954	40,982 SF	P	1	1	NA	Y	Y	1988	56,600		Last Upgrade: 1988 \$2700-Install chain link gat each end of bldg
01012 510	GENERAL PURPOSE STORAGE WHSE	1954	12,462 SF	P	1	1	NA	Y	Y	1979	17,200		Last Upgrade: 1979-install gates/doors \$800.00

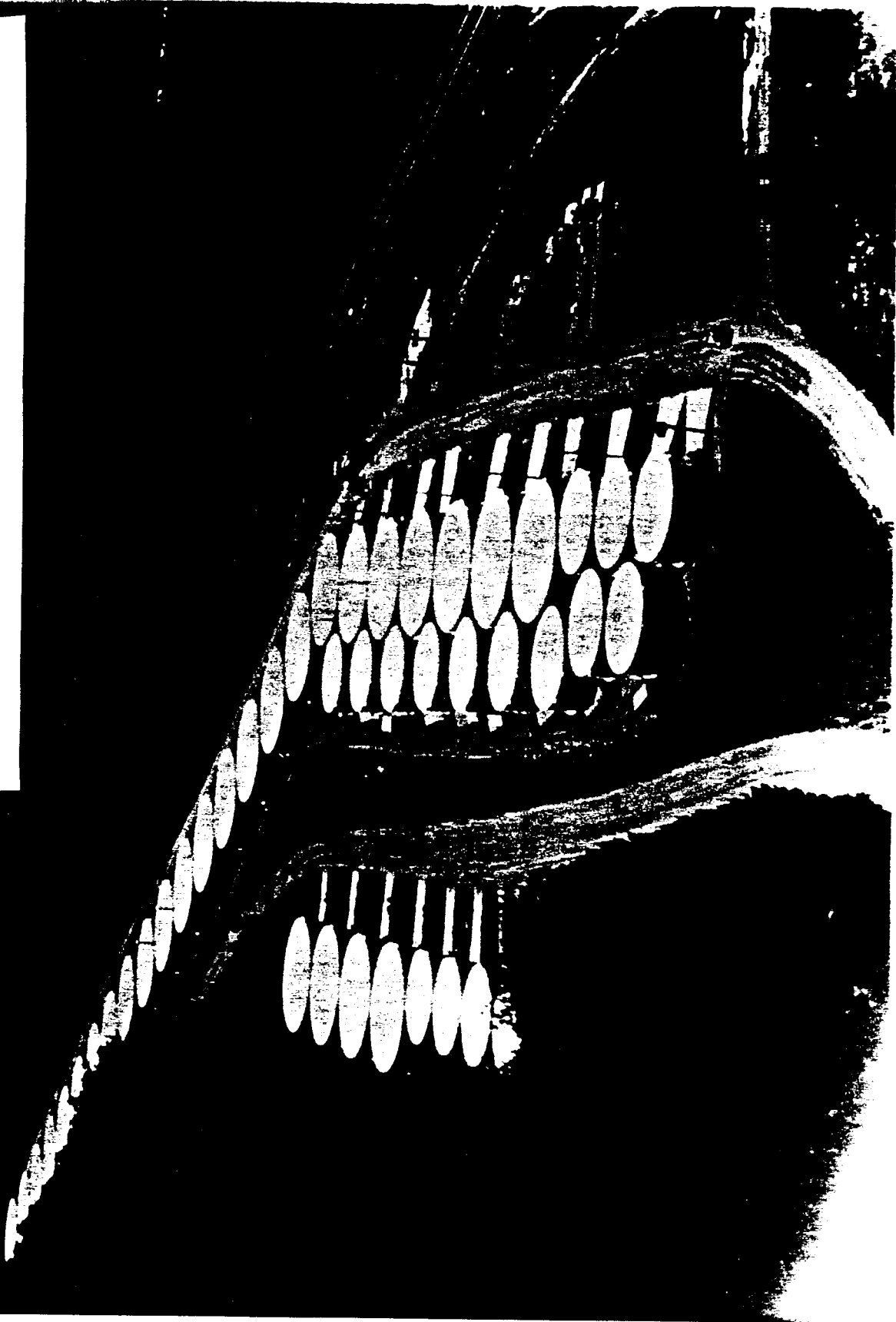
REAL PROPERTY INVENTORY

[BUILDINGS]

GSA PROPERTY NUMBER	FACILITY NUMBER	FACILITY NAME	YEAR BUILT	CONST UM	HT TYPE	NO STORIES	HISTORIC RATING	REST ROOMS ADQUATE	COMPLY W/ADA	YEAR LAST IMPROVED	CURRENT PLANT VALUE	PLANNED EXCESS	USER REMARKS
01012	524	HAZ MAT SPILL CONTL FAC	1984	50,400 SF	P	1 1	NA	Y	Y	1991	1,706,300		Last Upgrade: 1991-\$1200, line and connection for battery charger
01012	73	HAZ MAT STORAGE	1954	17,422 SF	P	1 1	NA	Y	Y	1991	95,700		Last Upgrade: 1991-\$56,700-Seal concrete floor, install ventilation

KR/DDAA

This is to illustrate the round storage tanks for which a good building category code was not available. Listed as Facility Numbers 300 thru 356.



Activity: DDAA/KR

Installation Number: 01012

REAL PROPERTY INVENTORY

[OTHER FACILITIES]

GSA	PROPERTY NUMBER	FACILITY NUMBER	FACILITY NAME	YEAR BUILT	SIZE	UM
-----	-----------------	-----------------	---------------	------------	------	----

\*\* SLFA/SITE NAME.....: DDAA//ANNISTON

01012	1021	ELECTRICAL SYSTEM	1942	0
01012	1030	WATER SYSTEM	1957	0
01012	1031	ROADS	1942	0
01012	1032	ROADS	1942	0
01012	1033	ROADS	1942	0
01012	1034	PARKING	1942	0
01012	1036	PARKING	1942	0
01012	1075	NATURAL GAS SYSTEM	1990	0
01012	1076	SOLID WASTE DISPOSAL	1991	0
01012	153	SANITARY SEWER SYSTEM	1981	0
01012	288	OPEN VEH ST DEP	1954	40,982 SF
01012	289	OPEN VEH ST DEPOT	1954	40,982 SF
01012	291	OPEN VEH ST DEP	1954	40,982 SF
01012	292	OPEN VEH ST DEP	1954	40,982 SF
01012	293	OPEN VEH ST DEPOT	1954	28,582 SF



Activity: DDAA /KR

Installation Number: 01012

REAL PROPERTY INVENTORY

[OTHER FACILITIES]

GSA					
PROPERTY NUMBER	FACILITY NUMBER	FACILITY NAME	YEAR BUILT	SIZE	UM
01012	294	OPEN VEH ST DEPOT	1954	40,982 SF	
01012	296	OPEN VEH ST DEPOT	1954	37,262 SF	
01012	358	OPEN VEHICLE STORAGE DEPOT	1954	28,644 SF	
01012	401	ENERGY/HEATING SYSTEM	1955	0	
01012	429	LD & UNLD DOCK	1977	1 EA	
01012	430	LD & UNLD DOCK	1977	1 EA	
01012	F1	OPEN STORAGE DEPOT	1942	58,807 SY	
01012	F10	OPEN STORAGE DEPOT	1942	31,178 SY	
01012	F2	OPEN STORAGE DEPOT	1942	75,667 SY	
01012	F3	OPEN STORAGE DEPOT	1942	26,649 SY	
01012	F4	OPEN STORAGE DEPOT	1942	147,077 SY	
01012	F5	OPEN STORAGE DEPOT	1942	21,499 SY	
01012	F6	OPEN STORAGE DEPOT	1942	10,723 SY	
01012	F7	OPEN STORAGE DEPOT	1942	17,264 SY	
01012	F8	OPEN STORAGE DEPOT	1942	12,164 SY	
01012	F9	OPEN STORAGE DEPOT	1942	3,881 SY	

REAL PROPERTY INVENTORY

[OTHER FACILITIES]

GSA PROPERTY FACILITY NUMBER	FACILITY NAME	YEAR BUILT	SIZE	UM
01012 L4	OPEN STORAGE DEPOT	1942	27,283 SY	
01012 L94	OPEN STORAGE DEPOT	1942	17,186 SY	
01012 SY17	STEEL YARD	1942	942 SY	

REAL PROPERTY INVENTORY

[CATEGORY CODE/SIZE/USER DATA]

GSA PROPERTY NUMBER	FACILITY NUMBER	CATEGORY CODE	STANDARD CAT CODE DESCRIPTION	SIZE	UM	USER ID
** FACILITY NUMBER . . . : 102						
01012	102	44130	CONT HUM WH DEP	13668	SF	DDAA
** Subtotal **						
				13668		
** FACILITY NUMBER . . . : 103						
01012	103	44130	CONT HUM WH DEP	13668	SF	DDAA
** Subtotal **						
				13668		
** FACILITY NUMBER . . . : 104						
01012	104	21512	WEAP DEMIL DEP	11356	SF	DDAA
01012	104	21510	SM ARMS REP DEP	22712	SF	DDAA
** Subtotal **						
				34068		
** FACILITY NUMBER . . . : 112						
01012	112	61050	ADMIN GEN PURP	2296	SF	DDAA
01012	112	14133	SHIP/RCV FAC	31772	SF	DDAA
** Subtotal **						
				34068		
** FACILITY NUMBER . . . : 119						
01012	119	44130	CONT HUM WH DEP	34068	SF	DDAA

REAL PROPERTY INVENTORY

[CATEGORY CODE/SIZE/USER DATA]

GSA PROPERTY NUMBER	FACILITY NUMBER	CATEGORY CODE	STANDARD CAT CODE DESCRIPTION	SIZE	UM	USER ID
				34068		
** Subtotal **				34068		
** FACILITY NUMBER . . . : 120	01012	120	44130 CONT HUM WH DEP	34068	SF	DDAA
** Subtotal **				34068		
** FACILITY NUMBER . . . : 121	01012	121	44130 CONT HUM WH DEP	34068	SF	DDAA
** Subtotal **				34068		
** FACILITY NUMBER . . . : 122	01012	122	44130 CONT HUM WH DEP	34068	SF	DDAA
** Subtotal **				34068		
** FACILITY NUMBER . . . : 124	01012	124	44110 STORAGE GP DEP	16182	SF	DDAA
** Subtotal **				16182		
** FACILITY NUMBER . . . : 126	01012	126	44130 CONT HUM WH DEP	91683	SF	DDAA

REAL PROPERTY INVENTORY

[CATEGORY CODE/SIZE/USER DATA]

GSA PROPERTY NUMBER	FACILITY NUMBER	CATEGORY CODE	STANDARD CAT CODE DESCRIPTION	SIZE	UM	USER ID
** Subtotal **				91683		
** FACILITY NUMBER . . . : 127						
01012	127	14150	BOX/CRATE SHOP	30561	SF	DDAA
01012	127	14133	SHIP/RECV FAC	30561	SF	DDAA
01012	127	44220	STORAGE GP INST	23950	SF	DDAA
01012	127	61050	ADMIN GEN PURP	6611	SF	ANAD
** Subtotal **				91683		
** FACILITY NUMBER . . . : 131						
01012	131	44130	CONT HUM WH DEP	91683	SF	DDAA
** Subtotal **				91683		
** FACILITY NUMBER . . . : 132						
01012	132	44130	CONT HUM WH DEP	91683	SF	DDAA
** Subtotal **				91683		
** FACILITY NUMBER . . . : 133						
01012	133	44220	STORAGE GP INST	30561	SF	DDAA
01012	133	21440	COMP REB DEPOT	30561	SF	ANAD

REAL PROPERTY INVENTORY

[CATEGORY CODE/SIZE/USER DATA]

GSA PROPERTY NUMBER	FACILITY NUMBER	CATEGORY CODE	STANDARD CAT CODE DESCRIPTION	SIZE	UM	USER ID
01012	133	21910	ENG/HOUSING MNT	30561	SF	ANAD
** Subtotal **						
** FACILITY NUMBER . . . : 134						
01012	134	44130	CONT HUM WH DEP	29994	SF	DDAA
01012	134	21412	MAINT STORAGE	61689	SF	ANAD
** Subtotal **						
** FACILITY NUMBER . . . : 135						
01012	135	44130	CONT HUM WH DEP	91683	SF	DDAA
** Subtotal **						
** FACILITY NUMBER . . . : 136						
01012	136	44130	CONT HUM WH DEP	91683	SF	DDAA
** Subtotal **						
** FACILITY NUMBER . . . : 17						
01012	17	44220	STORAGE GP INST	9100	SF	DDAA
01012	17	44220	STORAGE GP INST	4636	SF	ANAD

REAL PROPERTY INVENTORY

[CATEGORY CODE/SIZE/USER DATA]

GSA PROPERTY NUMBER	FACILITY NUMBER	CATEGORY CODE	STANDARD CAT CODE DESCRIPTION	SIZE	UM	USER ID
** Subtotal **				13736		
** FACILITY NUMBER . . . : 210						
01012	210	21850	BATTERY SHOP	3784	SF	DDAA
** Subtotal **				3784		
** FACILITY NUMBER . . . : 23						
01012	23	44220	STORAGE GP INST	42140	SF	DDAA
** Subtotal **				42140		
** FACILITY NUMBER . . . : 24						
01012	24	44130	CONT HUM WH DEP	42140	SF	DDAA
** Subtotal **				42140		
** FACILITY NUMBER . . . : 25						
01012	25	44130	CONT HUM WH DEP	42140	SF	DDAA
** Subtotal **				42140		
** FACILITY NUMBER . . . : 26						
01012	26	44130	CONT HUM WH DEP	42140	SF	DDAA

REAL PROPERTY INVENTORY

[CATEGORY CODE/SIZE/USER DATA]

GSA PROPERTY NUMBER	FACILITY NUMBER	CATEGORY CODE	STANDARD CAT CODE DESCRIPTION	SIZE	UM	USER ID
** Subtotal **						
** FACILITY NUMBER . . . : 27						
01012	27	44110	STORAGE GP DEP	42140	SF	DDAA
** Subtotal **						
** FACILITY NUMBER . . . : 28						
01012	28	44130	CONT HUM MH DEP	26000	SF	DDAA
01012	28	44130	CONT HUM MH DEP	16140	SF	ANUD
** Subtotal **						
** FACILITY NUMBER . . . : 288						
01012	288	44181	OPEN VEH ST DEP	40982	SF	DDAA
** Subtotal **						
** FACILITY NUMBER . . . : 289						
01012	289	44181	OPEN VEH ST DEP	40982	SF	DDAA
** Subtotal **						
** FACILITY NUMBER . . . : 29						
01012	29	44130	CONT HUM MH DEP	25740	SF	DDAA



REAL PROPERTY INVENTORY

[CATEGORY CODE/SIZE/USER DATA]

GSA PROPERTY NUMBER	FACILITY NUMBER	CATEGORY CODE	STANDARD CAT CODE DESCRIPTION	SIZE	UM	USER ID
01012	29	44130	CONT HUM WH DEP	16400	SF	ANAD
** Subtotal **				42140		
** FACILITY NUMBER . . . : 291						
01012	291	44181	OPEN VEH ST DEP	40982	SF	DDAA
** Subtotal **				40982		
** FACILITY NUMBER . . . : 292						
01012	292	44181	OPEN VEH ST DEP	21600	SF	DDAA
01012	292	44181	OPEN VEH ST DEP	19382	SF	ANAD
** Subtotal **				40982		
** FACILITY NUMBER . . . : 293						
01012	293	44181	OPEN VEH ST DEP	28582	SF	DDAA
** Subtotal **				28582		
** FACILITY NUMBER . . . : 294						
01012	294	44181	OPEN VEH ST DEP	17880	SF	DDAA
01012	294	44181	OPEN VEH ST DEP	23102	SF	ANAD

REAL PROPERTY INVENTORY

[CATEGORY CODE/SIZE/USER DATA]

GSA PROPERTY NUMBER	FACILITY NUMBER	CATEGORY CODE	STANDARD CAT CODE DESCRIPTION	SIZE UM	USER ID
				40982	
** Subtotal **					
** FACILITY NUMBER . . . : 296					
01012	296	44181	OPEN VEH ST DEP	37262 SF	DDAA
** Subtotal **				37262	
** FACILITY NUMBER . . . : 298					
01012	298	44226	HAZ MAT STR INS	31062 SF	DDAA
** Subtotal **				31062	
** FACILITY NUMBER . . . : 30					
01012	30	44130	CONT HUM HH DEP	42140 SF	DDAA
** Subtotal **				42140	
** FACILITY NUMBER . . . : 300					
01012	300	44220	STORAGE GP INST	1134 SF	DDAA
** Subtotal **				1134	
** FACILITY NUMBER . . . : 302					
01012	302	44220	STORAGE GP INST	1134 SF	DDAA

Activity: DDAA *AKR*

Installation Number: 01012

REAL PROPERTY INVENTORY

[CATEGORY CODE/SIZE/USER DATA]

GSA PROPERTY NUMBER	FACILITY NUMBER	CATEGORY CODE	STANDARD CAT CODE DESCRIPTION	SIZE	UM	USER ID
** Subtotal **				1134		
** FACILITY NUMBER . . . : 303						
01012	303	44220	STORAGE GP INST	2376	SF	DDAA
** Subtotal **				2376		
** FACILITY NUMBER . . . : 304						
01012	304	44220	STORAGE GP INST	2376	SF	DDAA
** Subtotal **				2376		
** FACILITY NUMBER . . . : 305						
01012	305	44220	STORAGE GP INST	2376	SF	DDAA
** Subtotal **				2376		
** FACILITY NUMBER . . . : 306						
01012	306	44220	STORAGE GP INST	2376	SF	DDAA
** Subtotal **				2376		
** FACILITY NUMBER . . . : 307						
01012	307	44220	STORAGE GP INST	2376	SF	DDAA

REAL PROPERTY INVENTORY

[CATEGORY CODE/SIZE/USER DATA]

GSA PROPERTY NUMBER	FACILITY NUMBER	CATEGORY CODE	STANDARD CAT CODE DESCRIPTION	SIZE	UM	USER ID
** Subtotal **						
				2376		
** FACILITY NUMBER . . . : 308						
01012	308	44220	STORAGE GP INST	2376	SF	DDAA
** Subtotal **						
				2376		
** FACILITY NUMBER . . . : 309						
01012	309	44220	STORAGE GP INST	2376	SF	DDAA
** Subtotal **						
				2376		
** FACILITY NUMBER . . . : 31						
01012	31	44228	HAZ MAT STR INS	42140	SF	DDAA
** Subtotal **						
				42140		
** FACILITY NUMBER . . . : 310						
01012	310	44220	STORAGE GP INST	2376	SF	DDAA
** Subtotal **						
				2376		
** FACILITY NUMBER . . . : 311						
01012	311	44220	STORAGE GP INST	2376	SF	DDAA

REAL PROPERTY INVENTORY

[CATEGORY CODE/SIZE/USER DATA]

GSA PROPERTY NUMBER	FACILITY NUMBER	CATEGORY CODE	STANDARD CAT CODE DESCRIPTION	SIZE	UM	USER ID
-----	-----	-----	-----	-----	--	-----
** Subtotal **				2376		
** FACILITY NUMBER . . . : 312						
01012	312	44220	STORAGE GP INST	2376	SF	DDAA
** Subtotal **				2376		
** FACILITY NUMBER . . . : 313						
01012	313	44220	STORAGE GP INST	2376	SF	DDAA
** Subtotal **				2376		
** FACILITY NUMBER . . . : 314						
01012	314	44220	STORAGE GP INST	2376	SF	DDAA
** Subtotal **				2376		
** FACILITY NUMBER . . . : 315						
01012	315	44220	STORAGE GP INST	2376	SF	DDAA
** Subtotal **				2376		
** FACILITY NUMBER . . . : 316						
01012	316	44220	STORAGE GP INST	2376	SF	DDAA

REAL PROPERTY INVENTORY

[CATEGORY CODE/SIZE/USER DATA]

GSA PROPERTY NUMBER	FACILITY NUMBER	CATEGORY CODE	STANDARD CAT CODE DESCRIPTION	SIZE	UM	USER ID
** Subtotal **				2376		
** FACILITY NUMBER . . . : 317						
01012	317	44220	STORAGE GP INST	2376	SF	DDAA
** Subtotal **				2376		
** FACILITY NUMBER . . . : 318						
01012	318	44220	STORAGE GP INST	2376	SF	DDAA
** Subtotal **				2376		
** FACILITY NUMBER . . . : 319						
01012	319	44220	STORAGE GP INST	2376	SF	DDAA
** Subtotal **				2376		
** FACILITY NUMBER . . . : 32						
01012	32	44130	CONT HUM WH DEP	42140	SF	DDAA
** Subtotal **				42140		
** FACILITY NUMBER . . . : 322						
01012	322	44220	STORAGE GP INST	2376	SF	DDAA

REAL PROPERTY INVENTORY

[CATEGORY CODE/SIZE/USER DATA]

GSA PROPERTY NUMBER	FACILITY NUMBER	CATEGORY CODE	STANDARD CAT CODE DESCRIPTION	SIZE	UM	USER ID
				2376		
** Subtotal **				2376		
** FACILITY NUMBER . . . : 326	01012	326	44220 STORAGE GP INST	2376	SF	DDAA
** Subtotal **				2376		
** FACILITY NUMBER . . . : 328	01012	328	44220 STORAGE GP INST	2376	SF	DDAA
** Subtotal **				2376		
** FACILITY NUMBER . . . : 329	01012	329	44220 STORAGE GP INST	2376	SF	DDAA
** Subtotal **				2376		
** FACILITY NUMBER . . . : 33	01012	33	44130 CONT HUM WH DEP	42140	SF	DDAA
** Subtotal **				42140		
** FACILITY NUMBER . . . : 330	01012	330	44220 STORAGE GP INST	2376	SF	DDAA

REAL PROPERTY INVENTORY

[CATEGORY CODE/SIZE/USER DATA]

GSA PROPERTY NUMBER	FACILITY NUMBER	CATEGORY CODE	STANDARD CAT CODE DESCRIPTION	SIZE UM	USER ID
				2376	
** Subtotal **				2376	
** FACILITY NUMBER . . . : 331	331	44220	STORAGE GP INST	2376 SF	DDAA
** Subtotal **				2376	
** FACILITY NUMBER . . . : 338	338	44220	STORAGE GP INST	1134 SF	DDAA
** Subtotal **				1134	
** FACILITY NUMBER . . . : 34	34	44130	CONT HUM WH DEP	42140 SF	DDAA
** Subtotal **				42140	
** FACILITY NUMBER . . . : 341	341	44220	STORAGE GP INST	1134 SF	DDAA
** Subtotal **				1134	
** FACILITY NUMBER . . . : 342	342	44220	STORAGE GP INST	1134 SF	DDAA



REAL PROPERTY INVENTORY

[CATEGORY CODE/SIZE/USER DATA]

GSA PROPERTY NUMBER	FACILITY NUMBER	CATEGORY CODE	STANDARD CAT CODE DESCRIPTION	SIZE	UM	USER ID
** Subtotal **						
				1134		
** FACILITY NUMBER . . . : 343						
01012	343	44220	STORAGE GP INST	1134	SF	DDAA
** Subtotal **						
				1134		
** FACILITY NUMBER . . . : 346						
01012	346	44220	STORAGE GP INST	1134	SF	DDAA
** Subtotal **						
				1134		
** FACILITY NUMBER . . . : 347						
01012	347	44220	STORAGE GP INST	1134	SF	DDAA
** Subtotal **						
				1134		
** FACILITY NUMBER . . . : 348						
01012	348	44220	STORAGE GP INST	2376	SF	DDAA
** Subtotal **						
				2376		
** FACILITY NUMBER . . . : 349						
01012	349	44220	STORAGE GP INST	2376	SF	DDAA

REAL PROPERTY INVENTORY

[CATEGORY CODE/SIZE/USER DATA]

GSA PROPERTY NUMBER	FACILITY NUMBER	CATEGORY CODE	STANDARD CAT CODE DESCRIPTION	SIZE	UM	USER ID
				2376		
** Subtotal **				2376		
** FACILITY NUMBER . . . : 35	01012	35	44130 CONT HUM MH DEP	42140	SF	DDAA
** Subtotal **				42140		
** FACILITY NUMBER . . . : 350	01012	350	44220 STORAGE GP INST	2376	SF	DDAA
** Subtotal **				2376		
** FACILITY NUMBER . . . : 351	01012	351	44220 STORAGE GP INST	2376	SF	DDAA
** Subtotal **				2376		
** FACILITY NUMBER . . . : 352	01012	352	44220 STORAGE GP INST	2376	SF	DDAA
** Subtotal **				2376		
** FACILITY NUMBER . . . : 353	01012	353	44220 STORAGE GP INST	2376	SF	DDAA

Activity: DDAA/KR

Installation Number: 01012

REAL PROPERTY INVENTORY

[CATEGORY CODE/SIZE/USER DATA]

GSA PROPERTY NUMBER	FACILITY NUMBER	CATEGORY CODE	STANDARD CAT CODE DESCRIPTION	SIZE	UM	USER ID
** Subtotal **				2376		
** FACILITY NUMBER . . . : 354						
01012	354	44220	STORAGE GP INST	2376	SF	DDAA
** Subtotal **				2376		
** FACILITY NUMBER . . . : 355						
01012	355	44220	STORAGE GP INST	2376	SF	DDAA
** Subtotal **				2376		
** FACILITY NUMBER . . . : 356						
01012	356	44220	STORAGE GP INST	2376	SF	DDAA
** Subtotal **				2376		
** FACILITY NUMBER . . . : 358						
01012	358	44181	OPEN VEH ST DEP	28644	SF	DDAA
** Subtotal **				28644		
** FACILITY NUMBER . . . : 359						
01012	359	44228	HAZ MAT STR INS	3200	SF	DDAA

REAL PROPERTY INVENTORY

[CATEGORY CODE/SIZE/USER DATA]

GSA PROPERTY NUMBER	FACILITY NUMBER	CATEGORY CODE	STANDARD CAT CODE DESCRIPTION	SIZE	UM	USER ID
<b>** Subtotal **</b>						
<b>** FACILITY NUMBER . . . : 36</b>						
01012	36	44130	CONT HUM MH DEP	42140	SF	DDAA
<b>** Subtotal **</b>						
<b>** FACILITY NUMBER . . . : 360</b>						
01012	360	44130	CONT HUM MH DEP	241200	SF	DDAA
<b>** Subtotal **</b>						
<b>** FACILITY NUMBER . . . : 361</b>						
01012	361	44130	CONT HUM MH DEP	240687	SF	DDAA
01012	361	61050	ADMIN GEN PURP	513	SF	DDAA
<b>** Subtotal **</b>						
<b>** FACILITY NUMBER . . . : 362</b>						
01012	362	44110	STORAGE GP DEP	210850	SF	DDAA
01012	362	61050	ADMIN GEN PURP	24372	SF	DDAA
01012	362	61050	ADMIN GEN PURP	20804	SF	ANAD

REAL PROPERTY INVENTORY

[CATEGORY CODE/SIZE/USER DATA]

GSA PROPERTY NUMBER	FACILITY NUMBER	CATEGORY CODE	STANDARD CAT CODE DESCRIPTION	SIZE	UM	USER ID
** Subtotal **						
** FACILITY NUMBER . . . : 363						
01012	363	44110	STORAGE GP DEP	11673	SF	DDAA
01012	363	61050	ADMIN GEN PURP	242	SF	DDAA
01012	363	17120	GEN INST BLDG	800	SF	ANAD
01012	363	61050	ADMIN GEN PURP	27285	SF	ANAD
** Subtotal **						
** FACILITY NUMBER . . . : 37						
01012	37	44130	CONT HUM WH DEP	42140	SF	DDAA
** Subtotal **						
** FACILITY NUMBER . . . : 41						
01012	41	44130	CONT HUM WH DEP	27268	SF	DDAA
** Subtotal **						
** FACILITY NUMBER . . . : 422						
01012	422	44220	STORAGE GP INST	14400	SF	DDAA
01012	422	44220	STORAGE GP INST	3022	SF	ANAD

REAL PROPERTY INVENTORY

[CATEGORY CODE/SIZE/USER DATA]

GSA PROPERTY NUMBER	FACILITY NUMBER	CATEGORY CODE	STANDARD CAT CODE DESCRIPTION	LD/UNLD DOC/RMP	EA	DDAA	SIZE	UM	USER ID
** Subtotal **									
** FACILITY NUMBER . . . : 429									
01012	429	14970	LD/UNLD DOC/RMP		1	EA	DDAA	17422	
** Subtotal **									
** FACILITY NUMBER . . . : 430									
01012	430	14970	LD/UNLD DOC/RMP		1	EA	DDAA		
** Subtotal **									
** FACILITY NUMBER . . . : 500									
01012	500	21414	GEN ITEM REPAIR		20000	SF	DDAA	20000	
** Subtotal **									
** FACILITY NUMBER . . . : 501									
01012	501	61050	ADMIN GEN PURP		216	SF	DDAA		
01012	501	21414	GEN ITEM REPAIR		61171	SF	DDAA		
** Subtotal **									
** FACILITY NUMBER . . . : 502									
61387									

REAL PROPERTY INVENTORY

[CATEGORY CODE/SIZE/USER DATA]

GSA PROPERTY NUMBER	FACILITY NUMBER	CATEGORY CODE	STANDARD CAT CODE DESCRIPTION	SIZE	UM	USER ID
01012	502	21413	ADMIN/SHOP CONT	1561	SF	DDAA
01012	502	61050	ADMIN GEN PURP	4121	SF	DDAA
** Subtotal **				5682		
** FACILITY NUMBER . . . : 503						
01012	503	21458	STM CLN, DEPOT	6108	SF	DDAA
** Subtotal **				6108		
** FACILITY NUMBER . . . : 504						
01012	504	21414	GEN ITEM REPAIR	4904	SF	DDAA
** Subtotal **				4904		
** FACILITY NUMBER . . . : 509						
01012	509	44240	FLAM MAT STR IN	40982	SF	DDAA
** Subtotal **				40982		
** FACILITY NUMBER . . . : 510						
01012	510	44220	STORAGE GP INST	12462	SF	DDAA

REAL PROPERTY INVENTORY

[CATEGORY CODE/SIZE/USER DATA]

GSA PROPERTY NUMBER	FACILITY NUMBER	CATEGORY CODE	STANDARD CAT CODE DESCRIPTION	SIZE	UM	USER ID
** Subtotal **				12462		
** FACILITY NUMBER . . . : 524						
01012	524	44228	HAZ MAT STR INS	25200	SF	DDAA
01012	524	44135	HAZ MAT STR DEP	25200	SF	DDAA
** Subtotal **				50400		
** FACILITY NUMBER . . . : 73						
01012	73	44228	HAZ MAT STR INS	17422	SF	DDAA
** Subtotal **				17422		
** FACILITY NUMBER . . . : F1						
01012	F1	45110	OPEN STR DEPOT	58807	SY	DDAA
** Subtotal **				58807		
** FACILITY NUMBER . . . : F10						
01012	F10	45110	OPEN STR DEPOT	31178	SY	DDAA
** Subtotal **				31178		
** FACILITY NUMBER . . . : F2						
01012	F2	45110	OPEN STR DEPOT	75667	SY	DDAA



REAL PROPERTY INVENTORY

[CATEGORY CODE/SIZE/USER DATA]

GSA PROPERTY NUMBER	FACILITY CATEGORY NUMBER CODE	STANDARD CAT CODE DESCRIPTION	SIZE	UM	USER ID
** Subtotal **			75667		
** FACILITY NUMBER . . . : F3					
	01012 F3	45110 OPEN STR DEPOT	26649	SY	DDAA
** Subtotal **			26649		
** FACILITY NUMBER . . . : F4					
	01012 F4	45110 OPEN STR DEPOT	147077	SY	DDAA
** Subtotal **			147077		
** FACILITY NUMBER . . . : F5					
	01012 F5	45110 OPEN STR DEPOT	21499	SY	DDAA
** Subtotal **			21499		
** FACILITY NUMBER . . . : F6					
	01012 F6	45110 OPEN STR DEPOT	10723	SY	DDAA
** Subtotal **			10723		
** FACILITY NUMBER . . . : F7					
	01012 F7	45110 OPEN STR DEPOT	17264	SY	DDAA

Activity: DDAA/KR

Installation Number: 01012

REAL PROPERTY INVENTORY

[CATEGORY CODE/SIZE/USER DATA]

GSA PROPERTY NUMBER	FACILITY NUMBER	CATEGORY CODE	STANDARD CAT CODE DESCRIPTION	SIZE	UM	USER ID
** Subtotal **						
17264						
01012	F8	45110	OPEN STR DEPOT	12164	SY	DDAA
** Subtotal **						
12164						
01012	F9	45110	OPEN STR DEPOT	3881	SY	DDAA
** Subtotal **						
3881						
01012	L4	45110	OPEN STR DEPOT	27283	SY	DDAA
** Subtotal **						
27283						
01012	L94	45110	OPEN STR DEPOT	17186	SY	DDAA
** Subtotal **						
17186						
01012	SY17	45210	OPEN STR INST	942	SY	DDAA
** Subtotal **						
17186						
** FACILITY NUMBER . . . : SY17						

Activity: DDAA/KR

Installation Number: 01012

REAL PROPERTY INVENTORY

[CATEGORY CODE/SIZE/USER DATA]

GSA PROPERTY NUMBER	FACILITY NUMBER	CATEGORY CODE	STANDARD CAT CODE DESCRIPTION	SIZE	UM	USER ID
---------------------------	--------------------	------------------	-------------------------------------	------	----	------------

\*\* Subtotal \*\*

942

\*\*\* Total \*\*\*

3542559

ADMINISTRATIVE SPACE DATA

GSA									TENANTS		RATIONALE FOR EXCEEDING AUTHORIZED SPACE	
PROPERTY NUMBER	FACILITY NUMBER	ACTIVITY OWNER (OCCUPANT)	NET AREA (OFFICE)	NET AREA (SPECIAL)	NET AREA (STORAGE)	NET AREA (TOTALS)	OFFICE EMPLOYEES	OFFICE ITINERANTS	STORAGE EMPLOYEES	STORAGE ITINERANTS		OCCUPY/REASON
** FACILITY NUMBER . . . : 112												
01012	112	D DDAA	2004	0	292	2296	12	0	0	0	N	
** Subtotal **			2004	0	292	2296	12	0	0	0		
** FACILITY NUMBER . . . : 361												
01012	361	D DDAA	485	0	28	513	3	0	0	0	N	
** Subtotal **			485	0	28	513	3	0	0	0		
** FACILITY NUMBER . . . : 362												
01012	362	D DDAA	20875	3142	355	24372	110	0	0	0	N	See attached.
** Subtotal **			20875	3142	355	24372	110	0	0	0		
** FACILITY NUMBER . . . : 363												
01012	363	D DDAA	242	0	0	242	0	0	0	0	N	
** Subtotal **			242	0	0	242	0	0	0	0		
** FACILITY NUMBER . . . : 501												
01012	501	D DDAA	216	0	0	216	1	0	0	0	N	
** Subtotal **			216	0	0	216	1	0	0	0		
** FACILITY NUMBER . . . : 502												
01012	502	D DDAA	3882	0	239	4121	9	0	0	0	N	

ADMINISTRATIVE SPACE DATA

GSA						TENANTS				RATIONALE FOR EXCEEDING AUTHORIZED SPACE	
PROPERTY NUMBER	FACILITY NUMBER	ACTIVITY OWNER (OCCUPANT)	NET AREA (OFFICE)	NET AREA (SPECIAL)	NET AREA (STORAGE)	NET AREA (TOTALS)	OFFICE EMPLOYEES	OFFICE ITINERANTS	STORAGE EMPLOYEES		STORAGE ITINERANTS
** Subtotal **			3882	0	239	4121	9	0	0	0	
*** Total ***			27704	3142	914	31760	135	0	0	0	

ATTACHMENT TO IV.A.23. Facilities - 362.

Square footage and number of personnel are reported as stated on DOSO report; however, the following comments are offered.

Bldg 362, Ref. 5:

Shared office space-nine Army personnel and one SATO person are included in reported number of office personnel. Also included is the office square footage these employees occupy.

Bldg 362, Ref. 19:

Included in my report are 2,198.9 special square footage and four office personnel which is in error on Space Utilities Report. Per phone conversation with Rick Jenkins, DOSO, these should have been excluded from admin space. It is warehouse support space and personnel. He stated he was noting this on his report.

Bldg 362, Ref. 31:

It is not our opinion that the Quality Lab is admin space.

Quality Lab performs tests and evaluations on new procurement and suspect materiel and provides technical assistance in the identification of materiel. Test methodologies include, but are not limited to dimensional, liquid penetrant, physical properties, mechanical, surface finish, and visual. Lab temperature is maintained at a constant 68 degrees Fahrenheit and equipment is capable of close tolerance measurement up to 50 millionths of an inch. Equipment includes, but is not limited to, supermicrometer, jo blocks, sine bar, electronic height gage, tension and hardness testers, and hand held devices.

DDAA talked with Rick Jenkins, DOSO, and after his conferring with Mike Roy, it was their decision that his report was correct. We disagree.

FACILITY DEFICIENCIES (BMAR) DATA

[PLFA APPROVED]

FACILITY SERIAL NUMBER	NUMBER	DESCRIPTION	PLFA APPROVED	ACCOMPLISH YEAR	REPAIR COST	MAINTENANCE COST	CONSTRUCTION COST	DESIGN COST	DEMOLITION COST	TOTAL COST	REMARKS
** FACILITY NUMBER....: 501											
501	AAA-001	UPGRADE UST	Y	1995	335000	0	0	0	0	335000	
** Subtotal **											
					335000	0	0	0	0	335000	
** FACILITY NUMBER....: 504											
504	AAA-002	FREE PRODUCT RECOVERY	Y	1995	0	0	315000	0	0	315000	315K IS FOR COST OF NEW EQUIPMENT
** Subtotal **											
					0	0	315000	0	0	315000	
*** Total ***											
					335000	0	315000	0	0	650000	

ACTIVITY: KR /DDAA  
ASBESTOS ABATEMENT PROJECTS  
QUESTION IV.A.25

DDAA does not have any known dangerous health risk deficiencies in the asbestos category.

Last asbestos survey: January 1988.



INSTALLATION UTILITY/INFRASTRUCTURE DATA

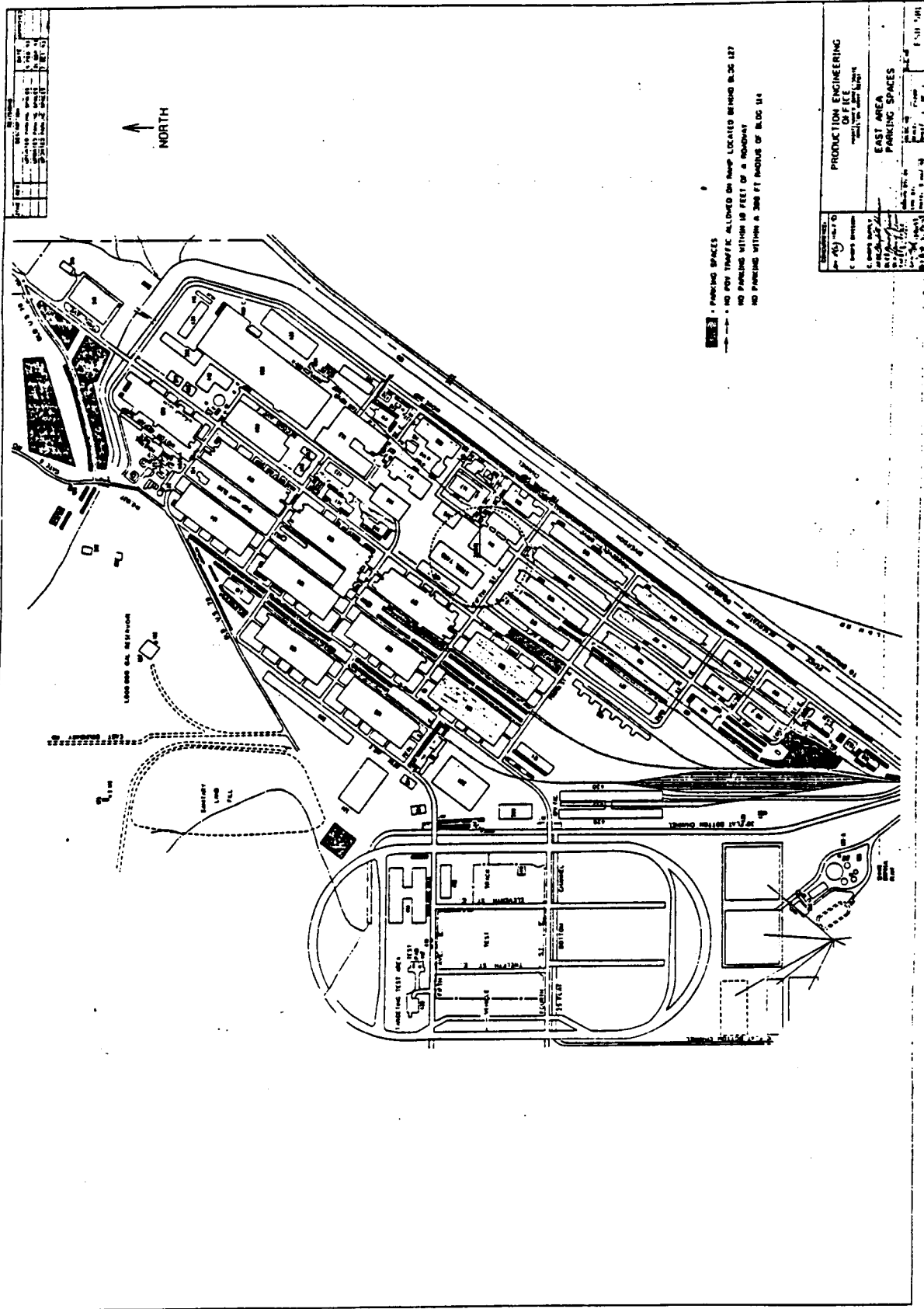
GSA PROPERTY NUMBER	FACILITY NUMBER	INSTALLATION SYSTEM TYPE	SYSTEM CAPACITY	PEAK USAGE	UM	25 % INCR	50 % INCR	100% INCR	REMARKS
01012	1075	GAS PIPELINES	0	0	N	Y	Y	Y	Would use for any new const-Gas Co can meet any demand we place on the system.
01012	401	HEAT PLANT, COAL-FIRED	0	0	N	N	N	N	From host-Would not be used for new const-Would use MatGas pkg boilers for new constr.
01012	1034	NONORG VEH PARK, SURFACED	0	0	N	Y	Y	Y	Could accommodate a 100% increase in parking spaces for DLA personnel.
01012	1036	NONORG VEH PARK, SURFACED	0	0	N	Y	Y	Y	Could accommodate a 100% increase in parking spaces for DLA personnel.
01012	1031	ROADS, SURFACED	0	0	N	Y	Y	Y	Roads in very good condition-Can handle more than 100% increase in current DLA strength.
01012	1032	ROADS, SURFACED	0	0	N	Y	Y	Y	Roads in very good condition-Can handle more than 100% increase in current DLA strength.
01012	1033	ROADS, UNSURFACED	0	0	N	Y	Y	Y	Roads in very good condition-Can handle more than 100% increase in current DLA strength.

INSTALLATION UTILITY/INFRASTRUCTURE DATA

GSA PROPERTY NUMBER	FACILITY NUMBER	INSTALLATION SYSTEM TYPE	SYSTEM CAPACITY	PEAK USAGE	UM	25 % INCR	50 % INCR	100% INCR	REMARKS
01012	1076	SANITARY LANDFILL	0	0	N	Y	Y	Y	No disposal on site-Solid waste handled by private contractor with no limit.
01012	153	SEC WASTE WATER TREATMNT	0	0	N	Y	Y	Y	
01012	1021	SUBSTATION	0	0	N	Y	Y	Y	Cap exceeds current/future demand. Upgrade with addition of fans-No construction required.
01012	1030	WATER DIST LINES,POTABLE	0	0	N	Y	Y	Y	No contractual limit on water purchases-Could increase by 200%-350% if needed.



Activity Code: KR /DDAA  
 IV.A.26. East Area Parking



DATE	BY	REVISION

NORTH

(S) - PARKING SPACES  
 (D) - NO PLY TRAFFIC ALLOWED ON RAMP LOCATED BEHIND BLDG 127  
 (D) - NO PARKING WITHIN 10 FEET OF A ROADWAY  
 (D) - NO PARKING WITHIN A 200 FT RADIUS OF BLDG 114

PRODUCTION ENGINEERING	
EAST AREA PARKING SPACES	
DATE	BY

EDIT Community Utility Support Data  
 [Question IV.A.27]

GSA NUMBER: 01012  
 SITE NAME: ANNISTON

PLFA: DDRE  
 SLFA: DDAA /KR

UTILITY SYSTEM TYPE	INCREASE POTENTIAL (Y/N)		
	25%	50%	100%
ELECTRICAL	Y	Y	Y
ENERGY	Y	Y	Y
SEWAGE DISPOSAL	Y	Y	Y
SOLID WASTE DISPOSAL	Y	Y	Y
WATER SYSTEM	Y	Y	Y
ELECTRICAL	Y	Y	Y

COMMENTS:

(pg DOWN/UP to view other FACILITIES for this project)

[Press CTRL/END simultaneously to save and exit]



**IV.B.28.**Activity: Defense Distribution Depot AnnistonLocation: Anniston, AL

<u>Developed Acres</u>	<u>Restricted</u>	<u>Unrestricted</u>	<u>Total Acres</u>
(Total/Yours)	(Total/Yours)	(Total/Yours)	(Total/Yours)
<u>13753/94</u>	<u>58/0</u>	<u>1468/0</u>	<u>15279/94</u>

Restricted Breakout: Anniston Army Depot has 57.5 acres listed as restricted because of Cultural Resource limitations. A wetlands survey is underway; however, no wetlands have been identified to date.

**IV.B.29.**

None; however DDAA has sufficient available acreages on installation without the use of demolition.

**IV.B.29.a.**

None. See IV.B.29

**IV.B.30.**

Enclosed map shows all federal land within a 100 mile radius of the depot. BRAC timeframe does not allow time to determine availability. However, extensive buildable acreage and sites are available on base. See IV.B.31.

**IV.B.30.a.**

See IV.B.31 for suitable on-base building sites; also for distances to utility connection points.

**IV.B.31. Sites listed in order of preference:**

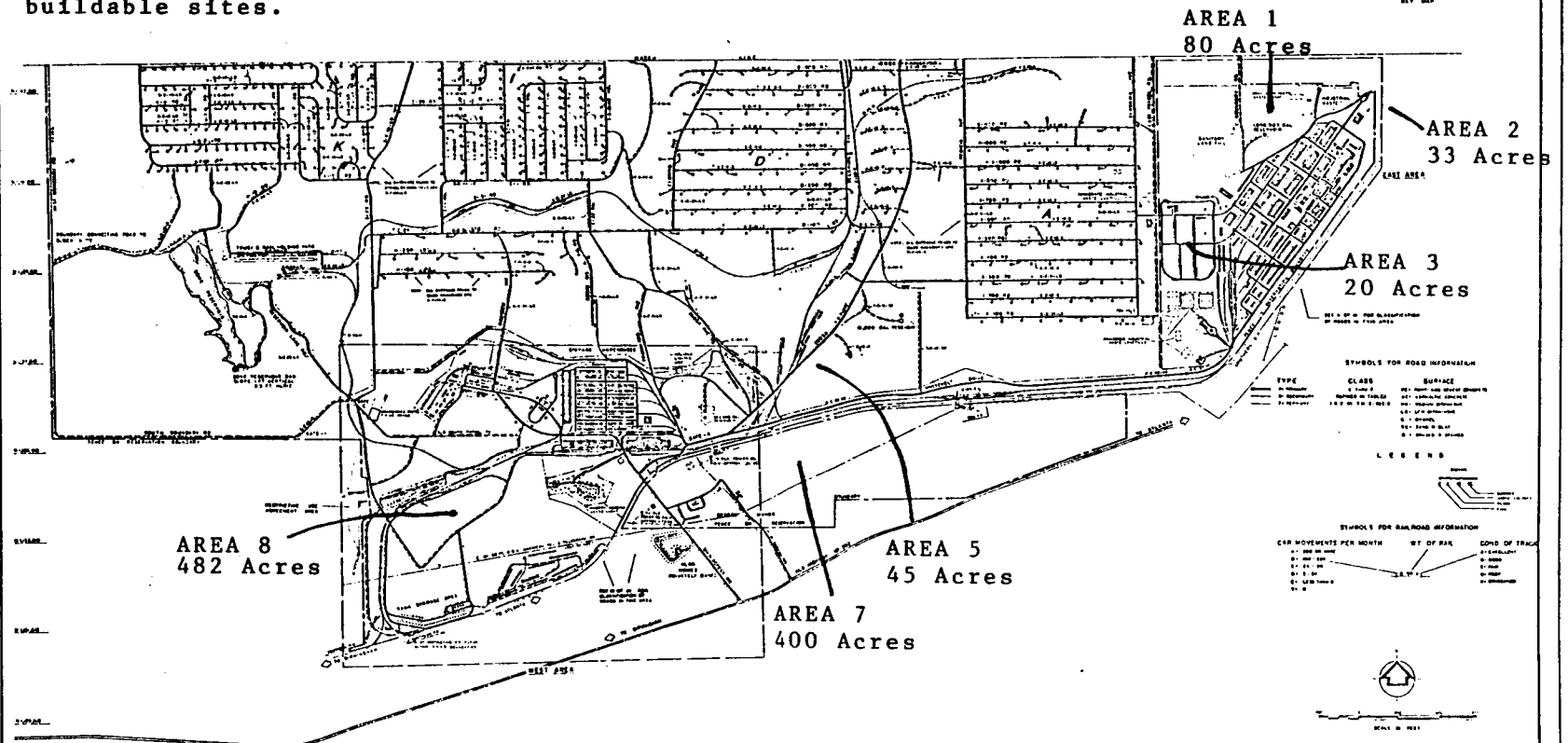
Site (Map Area #)	Actual Land Size (Acres)	-----Distance in LF to-----				
		Water (LF)	Elect (LF)	Sewer (LF)	Gas/Htg (LF)	Storm Sewer
3	20	0	0	0	0	0
5	45	0	400'	1250'	1250'	600'
1	80	0	600'	1250'	600'	1250'
2	33	1000'	1000'	1000'	1000'	1000'
8	482	0	0	0	2500'	0
7	400	0	0	0	0	1250'
4,6,9-13	408					

TOTAL 1,468 ACRES  
See enclosed map.

Activity Code: KR/DDAF

IV.B.31.

See attached enlarged map which shows entire installation and all buildable sites.



ANNISTON ARMY DEPOT	
PROPERTY, SERVICES	
OFFICE OF ENGINEERING DESIGN	OFFICE OF THE DEPT. OF THE ARMY
NO. OF THIS MAP	NO. OF THE DEPOT PROPERTY
DATE OF ISSUE	NO. OF THE DEPOT PROPERTY
MASTER PLAN	
BASIC INFORMATION MAP	
GENERAL ROAD AND RAILROAD MAP	
<p>10-1-54</p> <p>10-1-54</p> <p>10-1-54</p>	
<p>10-1-54</p> <p>10-1-54</p> <p>10-1-54</p>	



## IV.B.32.

None. However, as has been done in the past, some warehouse space could be converted to administrative space. Historically, converting warehouse space to administrative space which includes adding air conditioning and bathrooms has cost at about \$75 per SF.

## IV.B.32.a.

No. Anniston Army Depot has a long term storage operation under interim status 40 CFR Part 265, "Interim status standards for owners and operators of hazardous waste treatment, storage, and disposal facilities" for storage of hazardous waste and M55 rockets.

## IV.B.33.

No. Information provided by host states that no Anniston Army Depot activities have been constrained to accommodate requests of the local communities.

## IV.B.34.

None. Per host, there are no known encroachment constraints on current or future operations that would restrict future expansion of Anniston Army Depot.

## IV.B.35.

*TALLADEGA*

## 1. LOCATION:

Talladega Warehouse & Distribution Center  
West Parkway  
P.O. Box 737  
Talladega, AL 35160 (205) 362-1150

<u>Distance from Depot</u>	<u>Size (SF)</u>	<u>Estimated Purchase/Lease cost</u>	<u>Construction Restrictions</u>
20 Miles	600,000	Unknown/\$8.50/SF	Unknown

## 2. LOCATION:

Talladega Machinery & Supply Co., Inc.  
P.O. Box 857  
301 N Johnson Ave.  
Talladega, AL 35160 (205) 362-4124

<u>Distance from Depot</u>	<u>Size (SF)</u>	<u>Estimated Purchase/Lease cost</u>	<u>Construction Restrictions</u>
20 Miles	121,344	Unknown/\$10.00/SF	Unknown

Note: Renovation - Needs concrete floor in 1 of 3 warehouses.

## 3. LOCATION:

Legacy Enterprise  
P.O. Box 1155

Talladega, AL 35160 (205) 362-8996 Home or (205) 761-3329 Work

<u>Distance</u> <u>from Depot</u>	<u>Size</u> <u>(SF)</u>	<u>Estimated</u> <u>Purchase/Lease cost</u>	<u>Construction</u> <u>Restrictions</u>
20 Miles	20,000	Unknown/\$700 EA/MONTH	Unknown

*CALHOUN COUNTY*

Calhoun County Economic Development Council (Elmer Wheatley)  
P.O. Box 2283  
Anniston, AL 36202 (205) 237-3536

**Site A:**

<u>Distance</u> <u>from Depot</u>	<u>Size</u> <u>(SF)</u>	<u>Estimated</u> <u>Purchase/Lease cost</u>	<u>Construction</u> <u>Restrictions</u>
10 Miles	150,000	\$350,000/NA	Unknown

Note: Renovation is needed.

**Site B:**

<u>Distance</u> <u>from Depot</u>	<u>Size</u> <u>(SF)</u>	<u>Estimated</u> <u>Purchase/Lease cost</u>	<u>Construction</u> <u>Restrictions</u>
11 Miles	52,087	\$500,000/NA	Unknown

*BIRMINGHAM*

Graham & Company, Inc.  
2200 Woodcrest Place Suite 210  
Birmingham, AL 35209-9753

**Site A:**

Airport Industrial Center  
50th Street North  
Birmingham, AL

<u>Distance</u> <u>from Depot</u>	<u>Size</u> <u>(SF)</u>	<u>Estimated</u> <u>Purchase/Lease cost</u>	<u>Construction</u> <u>Restrictions</u>
57 Miles	345,000	Unknown/\$6.32/SF	Unknown

**Site B:**

McRaes Distribution Center  
4500 1st Ave South  
Birmingham, AL

<u>Distance</u> <u>from Depot</u>	<u>Size</u> <u>(SF)</u>	<u>Estimated</u> <u>Purchase/Lease cost</u>	<u>Construction</u> <u>Restrictions</u>
60 Miles	180,000	Unknown/\$6.32/SF	Unknown

**Site C:**

Oxmoor South Industrial Park

ACTIVITY: KR/DDA A

<u>Distance from Depot</u>	<u>Size (SF)</u>	<u>Estimated Purchase/Lease cost</u>	<u>Construction Restrictions</u>
64 Miles	26,400-170,000	Unknown/\$6.32/SF	NA

**Site D:**  
 Perimeter Industrial Park  
 I-459 @ Eastern Valley Road  
 Bessemer, AL

<u>Distance from Depot</u>	<u>Size (SF)</u>	<u>Estimated Purchase/Lease cost</u>	<u>Construction Restrictions</u>
72 Miles	145,000	Unknown/\$6.32/SF	Unknown

**Site E:**  
 Marathon LeTourneau  
 300 Fleming Road  
 Birmingham, AL

<u>Distance from Depot</u>	<u>Size (SF)</u>	<u>Estimated Purchase/Lease cost</u>	<u>Construction Restrictions</u>
58 Miles	123,000	Unknown/\$6.32/SF	Unknown

**Site F:**  
 Longs Electronics, Inc.  
 2601 McDavid Court  
 Irondale (Birmingham), AL (205) 942-2000

<u>Distance from Depot</u>	<u>Size (SF)</u>	<u>Estimated Purchase/Lease cost</u>	<u>Construction Restrictions</u>
58 Miles	90,000	Unknown/\$4.08/SF	Unknown

**Site G:**  
 First Ave North Warehouses  
 3201 First Ave North  
 Birmingham, AL

<u>Distance from Depot</u>	<u>Size (SF)</u>	<u>Estimated Purchase/Lease cost</u>	<u>Construction Restrictions</u>
59 Miles	82,500	Unknown/\$6.32/SF	Unknown

**Site H:**  
 Crescent Centre  
 211 Summit Parkway (Oxmoor)  
 Birmingham, AL

<u>Distance from Depot</u>	<u>Size (SF)</u>	<u>Estimated Purchase/Lease cost</u>	<u>Construction Restrictions</u>
64 Miles	45,270	Unknown/\$6.32/SF	Unknown

**Site I:**  
 Freestanding Oxmoor Warehouse  
 289 Snow Drive  
 Birmingham, AL

## ACTIVITY: KR/DDAA

<u>Distance</u> <u>from Depot</u>	<u>Size</u> <u>(SF)</u>	<u>Estimated</u> <u>Purchase/Lease cost</u>	<u>Construction</u> <u>Restrictions</u>
69 Miles	39,000	Unknown/\$6.32/SF	Unknown

**Site J:**  
Wickes Lumber Building  
1631 Center Point Parkway  
Birmingham, AL

<u>Distance</u> <u>from Depot</u>	<u>Size</u> <u>(SF)</u>	<u>Estimated</u> <u>Purchase/Lease cost</u>	<u>Construction</u> <u>Restrictions</u>
70 Miles	23,160	Unknown/\$6.32/SF	Unknown

**Site K:**  
Airport Highway Park  
Airport Highway at 35th & 37th Streets  
Birmingham, AL

<u>Distance</u> <u>from Depot</u>	<u>Size</u> <u>(SF)</u>	<u>Estimated</u> <u>Purchase/Lease cost</u>	<u>Construction</u> <u>Restrictions</u>
58 Miles	16,335	Unknown/\$6.32/SF	Unknown

**Site L:**  
Forum Business Center  
102 Oxmoor Road  
Birmingham, AL

<u>Distance</u> <u>from Depot</u>	<u>Size</u> <u>(SF)</u>	<u>Estimated</u> <u>Purchase/Lease cost</u>	<u>Construction</u> <u>Restrictions</u>
64 Miles	15,515	Unknown/\$6.32/SF	Unknown

**Site M:**  
Roebuck Plaza Distribution Center  
220 Roebuck Industrial Parkway  
U.S. Highway 11 @ I-459 East  
Birmingham, AL

<u>Distance</u> <u>from Depot</u>	<u>Size</u> <u>(SF)</u>	<u>Estimated</u> <u>Purchase/Lease cost</u>	<u>Construction</u> <u>Restrictions</u>
68 Miles	14,500	Unknown/\$6.32/SF	Unknown

**Site N:**  
Old Leeds Park  
Alton Court & US Highway 78 at I-20, Irondale  
Birmingham, AL

<u>Distance</u> <u>from Depot</u>	<u>Size</u> <u>(SF)</u>	<u>Estimated</u> <u>Purchase/Lease cost</u>	<u>Construction</u> <u>Restrictions</u>
56 Miles	9,400	Unknown/\$4.08/SF	Unknown

**Site O:**  
Hoover Business Park  
Lornaridge Drive, Hoover  
Birmingham, AL

**CORRECTED COPY - REV # 1 - DDAA, 9 SEPTEMBER 1994**

DDAA

**ACTIVITY: KR - DDAA**

<u>Distance</u>	<u>Size</u>	<u>Estimated</u>	<u>Construction</u>
<u>from Depot</u>	<u>(SF)</u>	<u>Purchase/Lease cost</u>	<u>Restrictions</u>
66 Miles	3,880	Unknown/\$6.32/SF	Unknown

**Site P:**  
**The Distribution Center**  
**Distribution Drive, Homewood**  
**Birmingham, AL**

<u>Distance</u>	<u>Size</u>	<u>Estimated</u>	<u>Construction</u>
<u>from Depot</u>	<u>(SF)</u>	<u>Purchase/Lease cost</u>	<u>Restrictions</u>
64 Miles	3,750 & UP	Unknown/\$6.32/SF	Unknown

IV.B.36. 0.77

IV.B.37. -0-

IV.B.38. -0-

IV.B.39.	<b>PROJECT</b>	<b>COST</b>
	\$ 986	\$ 3.55 M
	\$ 2022	24.0 M
	\$30866	1.6 M

**COMMENTS:** #986 - approved for construction in FY96. Part of design funds have already been issued by DLAHQ's to Corps of Engineers. #2022 & #30866 - Approved for FY99.

IV.B.40. \$18,623,586

**COMMENTS:** This figure is based on the Red Book Data for Anniston Army Depot, to include DDAA. Hard copy attached.

A17 ANNISTON ARMY DEPOT

QUANTITY	TOTAL COSTS (\$)	UNIT COSTS (\$)	ACTIVITY
10,391	<b>18,623,506</b>	1,792.28	
3,462	7,986,158	1,728.53	J00000
346,845	193,756	.53	J10000
346,845	193,756	.53	J11008
			J12000
			J13000
143,684	1,022,027	7.11	J20000
			J21000
99,227	234,562	2.36	J22000
			J22100
99,227	234,562	2.36	J22200
			J22300
44,457	787,485	17.71	J23000
			J24000
62,124	3,154,032	50.77	J30000
62,124	3,154,032	50.77	J31000
			J32000
330,285	1,481,558	4.48	J40000
307,317	1,271,879	4.22	J41000
29,116	245,459	9.12	J41100
23,324	58,967	2.53	J41200
249,077	947,473	3.80	J41300
9,691	20,717	2.14	J42000
			J42100
9,691	20,717	2.14	J42200
			J42300
14,418	51,283	3.56	J43000
	2,889		J43100
12,416	25,820	2.08	J43200
2,802	22,575	11.28	J43300
4,699	57,679	12.38	J44000
	18,518		J44100
2,462	18,518	6.95	J44200
1,997	22,461	11.34	J44300
			J45000
401	86,687	216.18	J50000
	86,687		J51000
			J52000
	126,898		J60000
	126,898		J61000
	126,898		J62000
10,391	7,286,388	782.18	K00000
	1,119,754		K10000
	36,879		K11000
			K11100
			K11110
			K11120
21			K11200
	56,879		K11300
386	25,359	82.77	K11310
			K11320
2,323	31,580	13.58	K11330
	284,134		K12000
1,406	239,761	161.35	K12100
			K12110
622			K12120
			K12130
864	239,761	277.50	K12140
	44,373		K12200
148	4,887	32.82	K12210
2,160	15,254	7.06	K12220
83	3,244	39.88	K12230
273	21,020	76.64	K12240
	113,384		K13000
			K13100
390	112,693	321.98	K13210
172			K13220
77,758	1,234	.02	K13300
	1,377		K13400
2			K13500

BNAW: 6 4,320,000

A17 CORPUS CHRISTI ARMY DEPOT

QUANTITY	TOTAL COSTS (\$)	UNIT COSTS (\$)
2,412	13,001,252	5,390.24
3,029	5,114,827	1,688.68
173,480	200,252	1.15
173,480	200,252	1.15
72,983	69,359	.95
72,983	69,359	.95
47,850	2,883,744	60.27
47,850	2,883,744	60.27
119,936	1,634,369	14.10
4,648	27,000	5.81
4,648	27,000	5.81
111,387	7,687,349	14.64
	328,923	
	328,923	
2,412	4,119,788	1,708.04
	2,388,323	
	682,977	
	7,500	
	7,500	
	673,457	
	673,457	
	143,360	
	87,749	
	1,278	
	33,333	

BNAW: 4,942,000

57

PAGE D-126

AIF ANNISTON ARMY DEPOT				AIF CORPUS CHRISTI ARMY DEPOT			
QUANTITY	TOTAL COSTS (\$)	UNIT COSTS (\$)	ACTIVITY	QUANTITY	TOTAL COSTS (\$)	UNIT COSTS (\$)	ACTIVITY
244	112,460		K14000				
	4,537	18.59	K14100		107,532		
75	1,258	16.77	K14110				
169	3,279	19.40	K14120				
30	66,379	2,212.63	K14130				
			K14200				
38	66,379	2,212.63	K14210				
			K14220				
23	14,864	646.26	K14230				
1	3,982	3,982.00	K14300				
16			K14310				
6	8,962	1,493.67	K14320				
10	4,970	497.00	K14330				
5			K14400		4,107		
3	4,970	1,656.67	K14410		4,107		
2			K14420				
	21,710		K14430				
40	21,710	342.75	K14500		103,425		
			K14510		103,425		
			K14520				
	217,063		K14530				
1,900	167,695	88.26	K15000	5,745	1,150,199		
1,900	167,695	88.26	K15100	5,745	1,150,199	200.21	
314	18,994	60.49	K15120	69	1,150,199	200.21	
			K15130				
			K15140				
314	18,994	60.49	K15200	69			
4,720	30,374	6.44	K15210				
			K15220				
	329,912		K15300				
	5,674		K19000		776,273		
	324,238		K19100		150,273		
10,391	5,641,008	485.14	K19200	2,412	1,073,112	776.58	
14			K20000				
1,680	872,718	519.48	K21000	1,886	1,073,112	1,025.80	
			K22000				
6,300	984,323	156.24	K23000	35			
10	2,300	230.00	K24000				
260	264,509	1,017.34	K25000	585			
			K26000	26			
90	34,468	382.99	K27000				
1,540	2,739,773	1,779.07	K28000				
349	172,913	495.45	K29100				
10,113	236,833	23.42	K29200				
2,031	204,433	100.67	K30000	179	34,500	192.74	
16,082	34,380	2.14	K31000	179	24,500	136.87	
			K32000		10,000		
16,082	34,380	2.14	K32100				
			K32200				
			K32300				
			K32400				
223	387,691	1,734.04	K42000				
5,700	408,354	71.64	K30000				
308	47,694	154.85	K31100		8,349		
1,378	120,134	87.18	K31200				
1,234	139,235	112.83	K31300				
			K31400				
			K31500				
			K32210				
			K32220				
			K32230		8,349		
19	5,822	306.42	K33100				
1,982	80,966	40.85	K33200				
779	4,503	5.78	K33300				

CC

58

PAGE D-126

AIF ANNISTON ARMY DEPOT				AIF CORPUS CHRISTI ARMY DEPOT			
QUANTITY	TOTAL COSTS (\$)	UNIT COSTS (\$)	ACTIVITY	QUANTITY	TOTAL COSTS (\$)	UNIT COSTS (\$)	ACTIVITY
5	534	106.80	K54000				
9	534	106.80	K54110				
			K54120				
			K54200				
	104,127		K60000		504		
			K61000				
	34,844		K62000		504		
	69,283		K63000				
			K70000				
			K82100				
			K71000				
			K72000				
19			K41000				
			K73000				
			K74000				
			K80000				
17	1,248,890		L00000	3	204,749		
	1,248,890		L10000		204,749		
			L20000				
	4,094,153		M00000		2,349,888		
25	1,273,113	51,004.52	M10000	15	557,500	37,166.67	
	209,995		M00000		199,109		
33,000	144,245	4.33	M1000	44,000	99,894	2.13	
33,000	144,245	4.33	M21100				
			M21200	44,000	99,394	2.13	
33,000	43,750	1.89	M2000	44,000	99,395	2.13	
33,000	43,750	1.89	M22100				
33,000	43,750	1.89	M22110				
			M22120				
			M22130				
			M22140				
			M22150				
			M22200	44,000	99,500	2.13	
	81,435		M30000		50,000		
8,844	81,435	9.21	M31000	2,307	5,000	1.99	
			M32000				
342	470,227	1,398.97	M40000	330	810,450	2,455.00	
342	393,389	1,086.43	M41000	330	810,110	2,455.00	
	76,938		M42000				
			M00000				
7	1,341,687		M00000	15	1,000,297		
7	1,342,385		M51000	15	1,000,297		
1	99,822		M42000				
			M43000				
			M44000				
			M71000				
			M72000				
			M73000				
			M74000				
			M80000				
	715,786		M90000		29,449		
			M91000				
			M92000		1,200		
5	694,251		M93000				
			M94000				
	21,535		M95000				
			M96000				
			M97000				
			M98000		28,249		
			M99000				
			MC0000				

(1)

59



Part IV



PART V-B

DDAA

## PART V DEFENSE DISTRIBUTION

## PRODUCTION COUNT INEQUITIES

1. Request that both lines (secondary) and eaches (major end items) be considered for the following questions. Recommend that major end items be counted individually and not as lines. This is because the handling of heavy combat vehicles is labor and time intensive.

V.B. 22  
V.B. 26  
V.B. 27  
V.B. 28  
V.B. 47  
V.B. 48

2. Request that additional evaluation points be assigned for those depots which have major items and secondary items. Doing so would properly recognize the total work effort which is required to accomplish the distribution mission. Such actions as vehicle towing, painting and preparation for shipment, inspection and minor repair as well as cleaning and assembly of components of operator tool kits are but just a few examples of this work effort. For the same reason, the secondary lines at a depot which have heavy industrial type materiel cannot be equitably compared to secondary items at depots which are not collocated with heavy industrial maintenance operations.

# DATA CALL FOR DEFENSE DISTRIBUTION DEPOTS

## Section V

Depot Name?   
 (Use 4-letter abbreviation e.g. DDOU)

Ques #                      Item  
 V.1.    "Unique" operational facilities?

If yes, complete table below

list/describe facilities	NSF	TCF	ACF	OCF	replacement cost
SEE ATTACHED					

V.2.    Any "one of a kind" facilities?

V.3.    Describe facilities, explain why "one of a kind" & "unique" facilities are at your depot  
 (Use a separate sheet of paper - Clearly identify the question number with your answer)

**Please Return to the Top of the Screen and Go To the RIGHT**

**Section V - DEPOT QUESTIONS (continued)**

**Ques #                      ITEM**

V.4.      **Distance in miles from depot to**

	miles
rail?	<b>ON BASE</b>
water?	<b>280</b>
surface?	<b>ON BASE</b>
air?	<b>11</b>

V.5.      **Any collected activities that directly benefit from the depot's current location?**

Y/N

**Y**

If yes, list and describe benefits

activities	benefits
<b>ANAD</b>	<b>SEE ATTACHED</b>
<b>DRMO</b>	<b>SEE ATTACHED</b>
<b>ROCKWELL</b>	<b>SEE ATTACHED</b>

V.6.      **List MAJOR depot customers within 100 miles**

MAJOR customers	MAJOR customers
<b>ANAD</b>	

V.7.      **List MAJOR depot customers within 300 miles (101 to 300 miles)**

MAJOR customers	MAJOR customers
<b>ALBANY, GA</b>	
<b>REDSTONE ARSENAL</b>	
<b>CAMP SHELBY</b>	
<b>FT. BENNING</b>	
<b>FT. GORDON</b>	
<b>FT. CAMPBELL</b>	

**PLEASE Go To the Top of the Screen and to the RIGHT**

**Section V - DEPOT QUESTIONS (continued)**

**Ques #                    ITEM**

**V.8.        Commodities stored require  
any particular type of trans.  
for stock movement?**

Y/N  
**Y**

If yes, list commodity &  
type of transportation needed

commodity	trans needed
SEE ATTACHED	SEE ATTACHED

**V.9.        Distance in miles from depot  
to nearest**

	miles
aerial P.O.E.	<b>376</b>
water P.O.E.	<b>280</b>

**PLEASE Go To the Top of the Screen and to the RIGHT**

# Section V - DEPOT Questions (continued)

Ques #	ITEM	DDAA			
		NSF	TCF	ACF	OCF
V.10.	<b>Total covered storage capacity</b>				
V.12.	general purpose	1,478,390	20,744,171	18,422,121	
	classified				
	hazardous	170,798	2,106,170	1,898,136	
	freeze				
	chill				
	shed				
V.11.	<b>Total NSF &amp; OCF of all open storage</b>				
V.12.	hardstand				
	improved outside	3,811,971			29,242,380
V.13.	<b>Total NSF of marshalling area</b>	28,790			
V.14.	<b>NSF, TCF, ACF of storage space dedicated to reimburseable missions (provide breakout by mission on separate sheet of paper)</b>				
	covered	SEE ATTACHED			
	uncovered				
V.15.	<b>NSF/ACF of bulk storage available</b>	1,422,845		17,533,143	
V.16.	<b>NSF/ACF bulk storage occupied</b>	1,071,034		11,264,968	
V.17.	<b># of bin locations</b>	78,448			
V.18.	<b># of bin locations occupied</b>	27,928			
V.19.	<b># of rack locations</b>	17,010			
V.20.	<b># of rack locations occupied</b>	11,288			
V.21.	<b>Current excess capacity dedicated to stow materiel moving from a former BRAC'd depot</b>				
		NONE		NONE	
V.22.	<b>Average daily thrupt per 8 hr day, etc.</b>				
	bin	233.13	86.13	SEE	
	bulk	391.1	269.67	ATTACHED	
	hazardous	127.08	85.64		
	chill				
	CCP				
	<b>TOTAL</b>	751.31	441.34	0	
V.23.	<b>Average daily thrupt</b>				
	bin	Question	Eliminated	by DLA	
	bulk	Question	Eliminated	by DLA	
	hazardous	Question	Eliminated	by DLA	
	chill	Question	Eliminated	by DLA	
	CCP	Question	Eliminated	by DLA	
	<b>TOTAL</b>	0	0	0	



**Section V - DEPOT Questions (continued)**

Ques #	ITEM	DDAA											
V.24.	<p><b>% of total workload that supports</b></p> <p>collocated maintenance activity</p> <p>other on-base customers</p> <p>local delivery (100 miles)</p> <p>all others</p>	<p>%</p> <p>ex. enter 80% as .80</p> <table border="1"> <tr><td>SEE ATTACH</td></tr> <tr><td></td></tr> <tr><td></td></tr> <tr><td></td></tr> </table>	SEE ATTACH										
SEE ATTACH													
V.25.	<p><b>Number of average daily issues</b></p> <p>bin</p> <p>medium bulk</p> <p>bulk</p> <p>hazardous</p> <p>PEI:</p> <p>combat vehicles</p> <p>trailors</p> <p>tactical vehicles</p> <p>small arms</p> <p>towed artillery</p> <p>aircraft</p> <p>other</p>	<p># of issues</p> <table border="1"> <tr><td>Question</td></tr> <tr><td>Eliminated</td></tr> <tr><td>by DLA</td></tr> <tr><td></td></tr> </table> <table border="1"> <tr><td>Question</td></tr> <tr><td>Eliminated</td></tr> <tr><td>by DLA</td></tr> <tr><td>Question</td></tr> <tr><td>Eliminated</td></tr> <tr><td>by DLA</td></tr> <tr><td></td></tr> </table>	Question	Eliminated	by DLA		Question	Eliminated	by DLA	Question	Eliminated	by DLA	
Question													
Eliminated													
by DLA													
Question													
Eliminated													
by DLA													
Question													
Eliminated													
by DLA													
V.26.	<p><b>Project workload for FY95</b></p> <p>FY95</p>	<table border="1"> <thead> <tr> <th>lines in</th> <th>lines out</th> </tr> </thead> <tbody> <tr> <td>101433</td> <td>171786</td> </tr> </tbody> </table>	lines in	lines out	101433	171786							
lines in	lines out												
101433	171786												
V.27.	<b>Total # of lines shipped in FY94</b>	186317											
V.28.	<b>Total # of lines received in FY94</b>	108416											
V.29.	<b>Total # of tons shipped in FY94</b>	109966											
V.30.	<b>Total # of tons received in FY94</b>	80360											

**PLEASE Go To the Top of the Screen and to the RIGHT**

**Section V - DEPOT Questions (continued)**

Ques #	ITEM	DDAA										
V.31.	<b>ID each mechanized/automated warehouse system.....</b> (Answer on a separate sheet of paper, clearly ID question number)											
V.32.	<b>Capital investment programmed for new or replacement equipment for FY96-FY99</b>	<table border="1"> <thead> <tr> <th colspan="2">capital investment</th> </tr> </thead> <tbody> <tr> <td>FY96</td> <td>\$236,000</td> </tr> <tr> <td>FY97</td> <td>\$608,000</td> </tr> <tr> <td>FY98</td> <td>\$1,450,000</td> </tr> <tr> <td>FY99</td> <td>0</td> </tr> </tbody> </table>	capital investment		FY96	\$236,000	FY97	\$608,000	FY98	\$1,450,000	FY99	0
capital investment												
FY96	\$236,000											
FY97	\$608,000											
FY98	\$1,450,000											
FY99	0											
V.33.	<b>Any unique ADP systems which must be maintained after DSS deployed?</b>	<p>Y/N</p> <p><b>SEE ATTACH</b></p> <p>If yes, ID by Name</p> <table border="1"> <thead> <tr> <th>system name</th> </tr> </thead> <tbody> <tr> <td>HQ DLA TO ANSWER</td> </tr> <tr> <td> </td> </tr> <tr> <td> </td> </tr> <tr> <td> </td> </tr> </tbody> </table>	system name	HQ DLA TO ANSWER								
system name												
HQ DLA TO ANSWER												
V.34.	<b>Total tons of mission equipment</b> <b>Total tons of support equipment</b>	<table border="1"> <tbody> <tr> <td>2,985 Ton</td> </tr> <tr> <td>142 Ton</td> </tr> </tbody> </table>	2,985 Ton	142 Ton								
2,985 Ton												
142 Ton												
V.35.	<b>Total # of light military vehicles</b> <b>Total # of heavy/special vehicles</b>	<table border="1"> <tbody> <tr> <td>5</td> </tr> <tr> <td>139</td> </tr> </tbody> </table>	5	139								
5												
139												
V.36.	<b>GSF of storage space for vehicles (shelters &amp; trailers included)</b>	<table border="1"> <thead> <tr> <th colspan="2">GSF</th> </tr> </thead> <tbody> <tr> <td>covered</td> <td>432,428</td> </tr> <tr> <td>uncovered</td> <td>4,062,894</td> </tr> </tbody> </table>	GSF		covered	432,428	uncovered	4,062,894				
GSF												
covered	432,428											
uncovered	4,062,894											

**PLEASE Go To the Top of the Screen and to the RIGHT**



# Section V - DEPOT Questions (continued)

Ques

ITEM

DDAA

V.44. MILCON funded or in process that increases storage capacity? If yes, ID # of NSF,TCF,ACF

Y/N

**Y**

NSF

TCF

ACF

	NSF	TCF	ACF
FY 1994	SEE ATTACHED		
FY 1995			
FY 1996			
FY 1997			
FY 1998			

V.45. MILCON funded or in process that increases thruput capacity?

Y/N

**N**

If yes, describe & explain how much on a separate sheet, ID projects separately for fiscal years 94, 95, 96, 97, & 98. CLEARLY ID QUESTION NUMBER.

V.46. Capability to expand in cube?

Y/N

**Y**

If yes, provide method & TCF,ACF

method
SEE ATTACHED

TCF	ACF
SEE ATTACH	SEE ATTACH

V.47. Maximum rated thruput

	lines in	lines out
bin		
bulk		
hazardous		
chill		
CCP		
TOTAL	0	0

V.48. Max surge thruput capacity avail to accomodate contingency mobilization?

	FIRST 8 HR SHIFT		additional capacity with 2nd 8 HR SHIFT	
	lines in	lines out	lines in	lines out
bin				
bulk				
hazardous				
chill				
CCP				
TOTAL	0	0	0	0

PLEASE Go To the Top of the Screen and to the RIGHT

**Section V - DEPOT Questions (continued)**

**Ques                    ITEM**

V.49. Ops constrained to accomodate requests of local communities?

Y/N

V.50. ID leased space from a private contractor/ company

location/purpose/type	SF	CF	ACF	OCF	cost	exp.date
NONE						


**PLEASE Go To the Top of the Screen and to the RIGHT**

## Section V - DEPOT Questions (continued)

Ques #.	ITEM	DDAA						
V.51.	If unique ADP systems must be maintained, provide annual costs to maintain (by system)	<table border="1"> <thead> <tr> <th data-bbox="806 246 910 263">system name</th> <th data-bbox="1080 246 1120 263">cost</th> </tr> </thead> <tbody> <tr> <td data-bbox="695 278 1025 300">SEE ATTACHED</td> <td data-bbox="1025 278 1174 300"></td> </tr> <tr> <td data-bbox="695 310 1025 331"></td> <td data-bbox="1025 310 1174 331"></td> </tr> </tbody> </table>	system name	cost	SEE ATTACHED			
system name	cost							
SEE ATTACHED								
V.52.	Cost for bulk movement of mission stock per ton per mile	<table border="1"> <thead> <tr> <th data-bbox="822 449 893 466"># of tons</th> <th data-bbox="1080 449 1120 466">cost</th> </tr> </thead> <tbody> <tr> <td data-bbox="935 480 1020 502">630,020</td> <td data-bbox="1129 480 1169 502">0.69</td> </tr> </tbody> </table>	# of tons	cost	630,020	0.69		
# of tons	cost							
630,020	0.69							
V.53.	Packaging/packing costs per ton for bulk movement of assets	<table border="1"> <thead> <tr> <th data-bbox="822 551 893 568"># of tons</th> <th data-bbox="1080 551 1120 568">cost</th> </tr> </thead> <tbody> <tr> <td data-bbox="695 583 1025 604">SEE ATTACHED</td> <td data-bbox="1025 583 1174 604"></td> </tr> </tbody> </table>	# of tons	cost	SEE ATTACHED			
# of tons	cost							
SEE ATTACHED								

END OF AUTOMATED PORTION OF SECTION V.  
 Comments field available;

**COMMENTS:**



KR/DDAA

V.B.1

FACILITIES	NSF	TCF	ACF	OCF	REPLACEMENT COST
1. Internal Rail System	Not Applicable	Not Applicable	Not Applicable	Not Applicable	\$27,249,800
2. Rail Head	Not Applicable	Not Applicable	Not Applicable	Not Applicable	Not Applicable
3. Gantry Crane	Not Applicable	Not Applicable	Not Applicable	Not Applicable	3,150,000
4. Tank Towing Equipment	Not Applicable	Not Applicable	Not Applicable	Not Applicable	350,000
5. Customized Paint Facilities	Not Applicable	Not Applicable	Not Applicable	Not Applicable	
a. Paint Booth/Drying Oven Bldg 362	96	Not Applicable	Not Applicable	Not Applicable	150,000
b. Paint Booth/Bldg. 501 (2 ea)	2,340	Not Applicable	Not Applicable	Not Applicable	300,000
c. Paint Booth/Drying Oven Bldg. 499	1,620	Not Applicable	Not Applicable	Not Applicable	150,000
d. Paint Booth/Drying Oven Bldg. 127	230	Not Applicable	Not Applicable	Not Applicable	150,000
6. Combat Veh Maint Bays	Not Applicable	Not Applicable	Not Applicable	Not Applicable	4,500,000
7. Small Arms Storage	284,972	3,822,474	3,822,474	2,217,078	24,190,980
8. DEMIL Shredder	Not Applicable	Not Applicable	Not Applicable	Not Applicable	250,000
9. DEMIL Shearer	Not Applicable	Not Applicable	Not Applicable	Not Applicable	
10. DEMIL Torch Booths	Not Applicable	Not Applicable	Not Applicable	Not Applicable	300
11. Hazardous Matl Stg	87,177	1,108,507	954,803	467,657	6,050,260
12. Vehicle Drive On/Off Dock w/Rail Cars	Not Applicable	Not Applicable	Not Applicable	Not Applicable	537,675
13. Troop Billet Warehouses	59,304	770,952	770,952	548,553	5,533,300
14. MILVAN Pad	14,400	Not Applicable	Not Applicable	Not Applicable	64,000
15. Helipad	Not Applicable	Not Applicable	Not Applicable	Not Applicable	100,000



KR/DDAA

SOURCE: VB1

- a. Unique operating facilities - Identification and description from subject matter experts - DDAA Division/Branch chiefs
- b. NSF/TCF/ACF - DDAA Storage Specialist
- c. Replacement costs - DDAA Equipment Specialist and Host Master Planner/SDSAN-DPW

### 1.2. Internal Rail System/On Depot Rail Head

From the enclosed marked map you can see how the extensive internal rail system goes throughout the installation. We have been told that this installation has the most extensive internal rail system of all the U.S. depots. The internal rail system includes 46 miles of track including 4 switch/classification yards and 2 holding yards, 215 switch/turnouts, 3 trestles, 89 rail/grade road crossings, 1 rail/car weigh scale, and 3 General Motors EMD locomotives. All three locomotives are 1850 hp - 120 ton main line engines and can pull 18-20 loaded cars. For larger loads, it is common practice to put two engines together for up to 30 cars.

The fact that this rail system goes to the individual warehouses and receipt-issue areas makes it even more unique and much more valuable. With this rail system running down one side each warehouse and truck area on the other side allows receipts and shipments to be made by both rail and truck at the same time. This provides a tremendous amount of surge capability.

Norfolk Southern (NS) Railroad has a rail head on depot. The NS Railroad mainline between Birmingham and Atlanta passes through the Anniston-Oxford area. NS serves ANAD via a STRACNET line running east-west along the southern boundary of the installation and operates an interchange yard adjacent to ANAD'S Bynum Classyard and Turner Classyards. NS also has a switching yard with trailer-on-flatcar (piggyback) transfer capability in Anniston and intermodal facilities in Birmingham and Huntsville, Alabama. The Seaboard System of CSX also has a switching yard in Anniston and a downloading facility in Atlanta. Burlington Northern (BN) has an intermodal facility in Birmingham.

The internal rail system was designed and built to support a world-wide war and is still capable of doing so. The track construction, maintenance, and upgrade efforts performed throughout its life ensure a first class rail system capable of meeting any future mission requirements.

The Turner and Bynum Classification Yards are currently the most frequently used of the six yards. The main interchange gate between the installation and Norfolk Southern is located between these two yards. Turner yard is used for all types of rail cargo entering and leaving the installation. It is used to sort inbound rail cars and to make up outbound trains. The capacity of the commercial interchange spur is 45 rail cars, while Turner yard has an operating capacity of 80 rail cars. The Bynum yard provides staging for rail shipments in and out of the West area. The operating capacity is 67 rail cars.

The Upper and Lower Holding Yards serve as overflow holding yards when Turner classyard is full. These yards are used to hold ammunition rail cars when Turner yard becomes congested and to store excess MILVANS.

The Eulaton Classification Yard, located in the East area, is used principally to load and unload rail cars where heavy lift operations are required and to transfer General Supply MILVANS to and from flatcars carrying wheeled and

tracked vehicles and other heavy components. The yard's operating capacity is rated at 79 cars.

The Explosives Yard at the lake area is not needed or used at this time, but is fully operational and available.

The depot receives and ships tanks, assault bridges, bridge launchers, MILVANS, recovery vehicles and combat engineering vehicles on both rail and truck. The rail items must be moved on the rail cars to and from the rail head to the vehicle area. A large portion of the vehicles are shipped by rail during mobilization due to insufficient availability of trucks. Rail transportation is also much more economical for both heavy vehicles/equipment and for large shipments of secondary items. Although the internal rail system has not been fully utilized during peacetime (due to lower quantities received and shipped) it provides a tremendous amount of expansion capability for throughput (receipts and shipments).

### **3. Gantry Crane**

The 75 ton gantry crane is used to load and unload tracked and wheeled vehicles on truck and rail. This is a boom type crane that travels the length of the loading/unloading area on its own rail. It is flanked by rails on both sides and has a truck dock at one end. This crane is capable of lifting the largest land combat vehicle in our nation's arsenal (the M1 Series Abrams Tank) which approach 70 tons. This facility has lighting for 24 hour operation and has an adjacent covered pack-out facility for all weather loading and unloading.

### **4. Tank Towing Equipment**

The tanks (which approach 70 tons) require specialized heavy duty towing equipment. Anniston has an M830 tractor and other rough terrain towing equipment to move these heavy vehicles for receipt, issue, storage, and processing.

### **5. Paint Booths**

The two large customized paint booths in the vehicle area are used for camouflage painting and base coat application of chemical agent resistant coating (CARC) of combat and tactical vehicles. The booths are equipped with air line respirator systems and air filtration systems. The paint booths are equipped with conveyor systems which tow the vehicle through the paint process. The size of these booths are unique. They are required to be large enough for tanks and all other combat and tracked vehicles. The third (small) customized paint booth and drying oven in the vehicle area was designed specifically for painting of large secondary items.

KR - DDAA

V.B.2, Page 3 of 6 Pages

The customized paint booth in the preservation area (which has an air filtration system) is used as part of the recovery, refinishing, and packaging of Basic Issue Items (BII) and Components of End Items (COEI) sets which must accompany all vehicles that are shipped. The "Basic Issue Items" are, in effect, operator tools and equipment. Basic Issue Items which are recovered and refurbished include such things as wrenches, tow hooks, chain links, crow bars, shovels and axes. The "Components of End Items" are, in effect, pieces of equipment which go on the vehicles, but must be boxed and packed uninstalled to prevent damage in transit. The "Component of End Items" which are recovered and refurbished are items such as periscopes, tow bars, shackles, and block and tackles. This specialized paint facility is equipped with a heated tunnel (180 degrees) for fast drying. The items are moved from the paint booth into and out of the drying tunnel on a conveyor in 17 minutes. This fast drying helps to meet the required fast turnaround on these items.

#### 6. Combat Vehicle Maintenance Bays

Specialized vehicle "maintenance" bays which are located in the vehicle area of DDAA are designed to accommodate the large size of the combat vehicles stored by DDAA and overhauled by collocated depot maintenance and are utilized to perform minor repair and to apply modifications to the wide variety of vehicles stored. These repairs and modifications must be done in an expedited timeframe to meet shipping schedules. This repair and modification could not be obtained from the Army's maintenance operation in time to make shipments within required timeframes. (Army maintenance production lines and programs are planned far in advance and can not be disrupted to perform intermittent, unscheduled minor repairs and modifications.) Without these maintenance bays in DDAA, shipping schedules would not be met and deployments would be much delayed.

The tanks to be used for REEFEX and those which are being prepared for demil are run through these bays to have sensitive items removed and certain other preparations done prior to being turned over to the demil contractor or being shipped out to the states for use as artificial reefs.

Minor repair and modifications are performed on any of the vehicles stored - from tanks to trailers.

DDAA's storage facility for combat and tactical vehicles is located in the immediate area of Army's facility for rebuild and overhaul of these vehicles, which is required to provide timely support to depot maintenance production lines and to minimize transportation/movement costs. This heavy industrial area has appropriate road construction required for heavy combat vehicles (9 1/2 inch thick reinforced concrete).

#### 7. Small Arms Weapons Storage

Storage facility consists of 10 buildings. All have Intrusion Detection Systems. One building is used for receiving, serialization and shipping of small arms. One is used for small arms repair, packaging and preservation, and sensitive materiel demil. Eight buildings are used for storage of small arms.

KR - DDAA

V.B. 2, Page 4 of 6

Minor repairs up to and including General Support (GS) level are performed. (This is the level just under the overhaul/rebuild level.)

This small arms weapons storage facility is collocated with Army's ONLY small arms rebuild facility. The Army small arms overhaul/rebuild functions and facilities are located at Anniston. Both the Army's small arms facility and DDAA's small arms storage facility are located in the East area of this installation in close proximity to each other which facilitates timely support and minimizes transportation costs between storage and rebuild.

The small arms weapons operation also does minor repairs and shipments for the Director of Civilian Marksmanship program which is a highly visible program, started in 1978, in which DDAA personnel complete minor repair of M1 rifles authorized for sale to individuals, and for loan to gun clubs and shooting teams. This is the only program of its kind in the U.S. Projected sales through 30 Sep 94 are 85,762 weapons and \$13.9 million in revenue to the U.S. Treasury.

#### **8. Demil Shredder**

DDAA has a metal shredder capable of destroying small arms up to a M60 machine gun barrel (50 Caliber). It is used for the demil of sensitive materiel, and can shred up to 25 weapons per minute. It is the only shredder of its size in DLA.

#### **9. Demil Shearer**

This "alligator jaw" shearer is required to demil heavier items and other items that cannot be shredded or torched (such as aluminum base plates from 81 mm mortars, tripods and bipods, and electronic parts with wiring which can become tangled in the shredder).

#### **10. Demil Torch Booths**

The three booths are designed and constructed for torch cutting of sensitive tank parts, larger weapons parts, and items too large for the shredder. Entire machine guns can be demiled by torch cutting.

#### **11. Hazardous Materiel Storage**

DDAA has three warehouses and two dry storage tanks especially equipped for storage of hazardous materiel.

KR - DDAA

V.B.2, Page 5 of 6

Building 524 is used to store retail stocks of flammables, acids, and caustic materials. This warehouse is equipped with containment dikes, flushing system with holding tank of one million gallon capacity, 3 diesel engines for pumping, air and fume evacuation system, overhead sprinklers, automatic louvers and fans to control temperature and level of fumes. These louvers also automatically close off in case of fire.

This state-of-the-art warehouse has 47,086 GSF and 21,272 NSF.

Warehouse 32 which stores class three flammables has containment dikes and sprinklers.

Warehouse 298 which stores class one flammables has containment dikes.

The two dry storage tanks which contain radioactive components are equipped with monitors and alarms.

All of the above also have eye wash stations and showers.

#### **12. Vehicle Drive On/Off Dock for Rail Cars**

A dock in the vehicle storage area is of the proper height for driving wheeled vehicles on and off multi-level rail cars. This eliminates the need for crane loading and provides further expansion of workload capability. In more recent years this dock was used to support reserves in mobilization exercises and to unload vehicles for Fort McClellan, who then drove them away.

#### **13. Troop Billet Warehouses**

Two warehouses have been prepared for billeting of troops during mobilization. Heat and plumbing for showers and latrines have been installed. The plumbing fixtures are boxed and stored in the warehouses. In the event of mobilization, the troops would bring cots with them and bunks would be set up.

#### **14. MILVAN Pad**

A marshalling area has been prepared for MILVANS. It is a 10" thick pad of concrete to support the weight of large numbers of stuffed MILVANS which would be required during mobilization. This marshalling area has been used for Basic Issue Items (BII) and Components of End Items (COEI) in connection with Total Package Fielding (TPF) of Weapons System Fielding.

KR - DDAA

V.B.2, Page 6 of 6 Pages

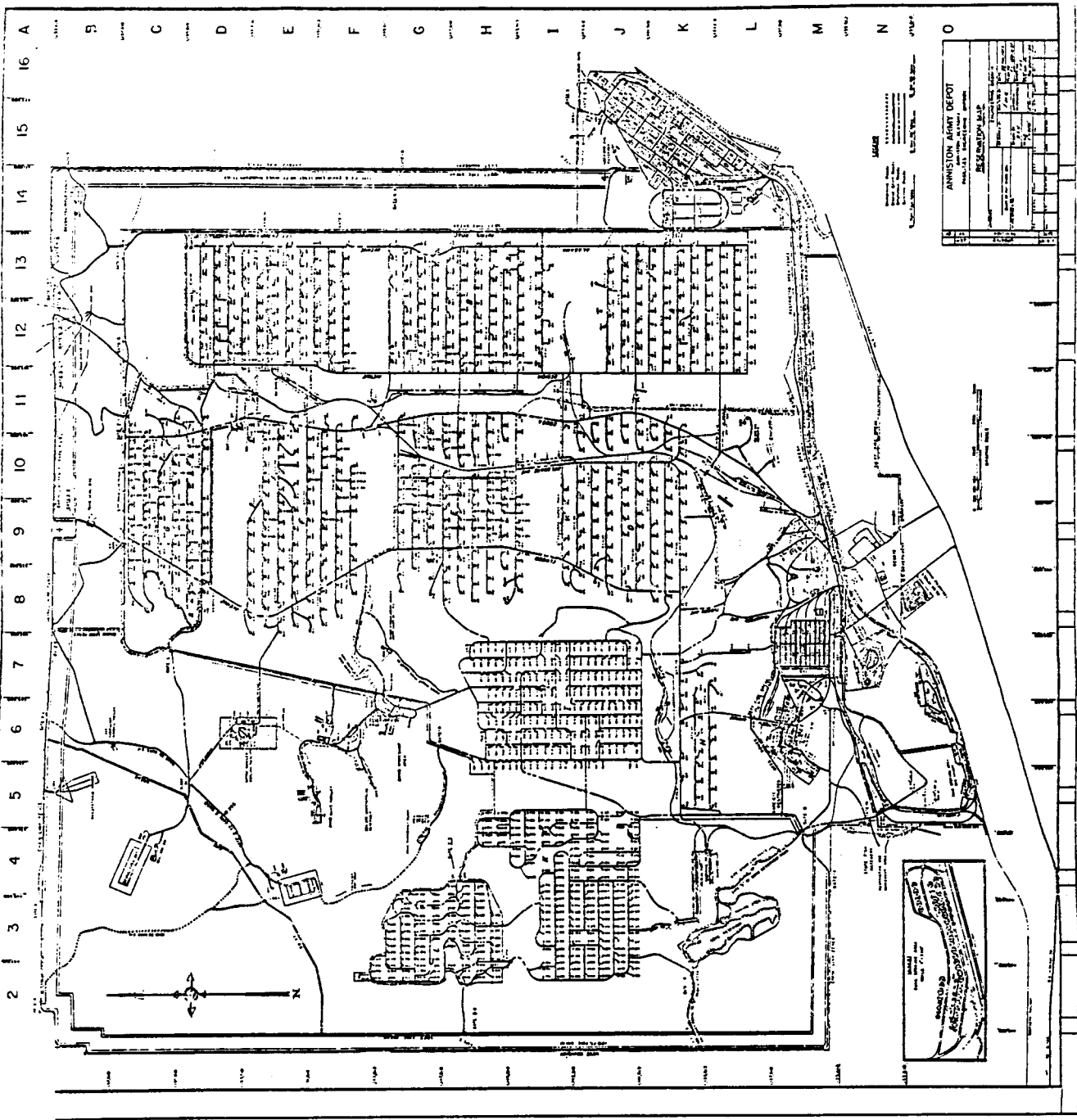
15. Helipad

The installation has an on-depot helipad which is available for use by the host and all tenants. This helipad is used to fly "line-stoppers" from airports to preclude production shutdowns in the collocated maintenance rebuild operation. It is also available for use of high level dignitaries visiting the depot.

SOURCE: VB2

Subject Matter Experts - DDAA Division/Branch chiefs.

ACTIVITY CODE: NNS 6078  
V.B.2 (Item 1)  
Internal Rail System







Source: Subject Matter Experts (Operational Division and Branch Chiefs)

**1,2. Internal Rail System/Rail Head**

The rail system is required for the receipt and shipment of tanks, assault bridges, bridge launchers, MILVANS, tank recovery vehicles, combat engineering vehicles, and airborne assault reconnaissance vehicles.

The rail system which runs down one side of each warehouse and receipt-issue area provides a tremendous surge capability. Receipts and shipments can be made from both sides of the warehouse at the same time - by rail on one side and by truck on the other side. It is required for fast expansion of throughput which would be demanded by major mobilization or surge.

**3. Gantry Crane**

The 75T Gantry Crane is required to load and unload heavy combat and tactical vehicles (tracked and wheeled) onto rail cars and trucks. This crane is required for lifting the largest land combat vehicles in our nation's arsenal (M1 Abrams Tank) which approaches 70 tons.

**4. Tank Towing Equipment**

Specialized/customized heavy duty towing equipment as described in V.B.2 is required to tow the heavy combat vehicles to/from maintenance, and to/from loading/unloading ramps, to/from paint area.

The M830 and the Red Taylor Tractor are essential to towing tracked/tactical vehicles, on depot, back/forth to DM/to from dock/unload/offload area.

**5. Paint Booths**

The two large customized paint booths in the vehicle area are required for the camouflage painting and base coat of Chemical Agent Resistant Coating (CARC) of combat and tactical vehicles. The solid and pattern type camouflage paint must match the destination terrains. The destinations are not usually known until just prior to shipment, which necessitates a fast response to meet deployment and shipping schedules. The small (third) customized paint booth and drying oven in the vehicle area was designed specifically for painting of large secondary items.

The customized paint booth in the preservation area is required as part of the recovery, refinishing and packaging of Basic Issue Items (BII) and Components of End Item (COEI) sets which must accompany all vehicles that are shipped. The "Basic Issue Items" are, in effect, operator tools and equipment. Basic Issue Items which are recovered and refurbished include such things as wrenches, tow hooks, chain links, crow bars, shovels and axes. The "Components of End Items" are, in effect, pieces of equipment which go on the vehicles, but must be boxed and packed uninstalled to prevent damage in transit. The "Components of End Items" which are recovered and refurbished are items such as periscopes, tow bars, shackles, and block and tackles.

KR - DDAA

V.B.3., Page 2 of 4 Pages

This specialized paint facility is equipped with a heated tunnel (180 degrees) for fast drying. The items are moved from the paint booth into and out of the drying tunnel on conveyor in 17 minutes. This fast drying is required to meet the fast turnaround required on such items. Without this customized paint booth, shipping schedules would not be met and deployments would be delayed.

#### **6. Combat Vehicle Maintenance Bays**

These maintenance bays are required to perform minor repair and to apply modifications to the wide variety of vehicles stored. These repairs and modifications must be done in an expedited timeframe to meet shipping schedules. This repair and modification could not be obtained from the Army's maintenance operation in time to make shipments within required timeframes. (Army maintenance production lines and programs are planned far in advance and can not be disrupted to perform intermittent, unscheduled minor repairs and modifications.) Without these maintenance bays in DDAA, shipping schedules would not be met and deployments would be much delayed.

The tanks to be used for REEFEX and those which are being prepared for demil must be run through these bays to have sensitive items removed and certain other preparations done prior to being turned over to the demil contractor or being shipped out to the coastal states for use as artificial reefs.

Minor repair and modifications are performed on any of the vehicles stored - from tanks to trailers.

#### **7. Small Arms Weapons Storage**

The DDAA small arms storage facilities are required to store the 2-3 million (varying according to ongoing receipts and shipments) small arms weapons currently located at Anniston, and the weapons and parts to be relocated to Anniston under the DDRE Redistribution Plan. The collocation with army's only small arms rebuild facility in depot maintenance is essential to timely support of maintenance with assets for overhaul and to preserve, package and store or ship the rebuilt weapons.

#### **8. Demil Shredder**

This metal shredder is required for the demil of weapons and other sensitive items. It is capable of shredding M60 machine gun barrels (up to 50 cal) and can shred up to 25 weapons per minute. This is the only shredder of its size in DLA.

KR - DDAA

V.B.3., Page 3 of 4 Pages

**9. Demil Shearer**

This "alligator jaw" shearer is required to demil heavier items and other items that cannot be shredded or torched (such as aluminum base plates from 81 mm mortars, tripods and bipods, and electronic parts with wiring which can become tangled in the shredder).

**10. Demil Torch Booths**

These three booths are required for torch cutting of sensitive tank parts, larger weapons parts, and items too large for the shredder. Entire machine guns can be demiled by torch cutting.

**11. Hazardous Materiel Storage**

The five specially equipped/constructed storage facilities described in V.B.2 are required to safely and properly store both wholesale (owned by Army MSC's) and retail (owned by local Army Depot Installation Supply Account) stocks of flammables, acids, caustic materials, and radioactive components.

**12. Vehicle Drive On/Off Dock for Rail Cars**

This dock is required to load and unload (drive) wheeled vehicles onto and off multi-level rail cars. This eliminates the need for crane loading and leaves more crane time for other loading/unloading. This economical and efficient procedure provides for further expansion and surge capabilities.

**13. Troop Billet Warehouses**

These warehouses are equipped for use during mobilization to house troops awaiting out processing by Fort McClellan.

**14. MILVAN Marshalling Area**

This specially prepared marshalling area has been used for Basic Issue Items (BII) and Components of End Items (COEI) in connection with support to Total Package Fielding of Weapons Systems and to accompany vehicle shipments. This concrete pad is required to support the weight of large numbers of stuffed MILVANS required during surge. This area is located adjacent to an internal rail line which gives the option of quick rail or truck loading.

KR - DDAA

V.B.3., Page 4 of 4 Pages

**15. Helipad**

Helipad is owned by host and utilized by tenants and host. It is used to fly "line-stopper" items from airports to preclude production shutdowns in the collocated maintenance rebuild operation. (These are parts, components, and supplies which DDAA receives, stores, and ships to the host organizations.

**SOURCE: VB3**

Subject Matter Experts - DDAA Division/Branch chiefs.

KR/DDAA

SOURCE: VB4

DDAA-TT/AR 55-60

KR/DDAA

V.B.5

**Source:** Subject Matter Experts (Operational Division and Branch Chiefs and Host)

**A. Benefits: Collocated Activities**

All of the collocated activities listed benefit by the receipt, storage, preservation, packaging, packing, inventory, demilitarization, traffic management services, outloading, and the issue of repair parts and operating supplies being provided by DDAA.

In addition to benefits shown in paragraph A above, Army's maintenance rebuild operations benefits from collocation with DDAA's storage of the assets (major end items and secondary items) for which they have the mission to rebuild, overhaul and repair. Due to close proximity location, DDAA can provide timely support to preclude operational shutdowns and line-stoppers at a minimum cost for movement. The finished "bare metal" assets coming out of maintenance can be immediately processed and protective measures applied by DDAA to maintain optimum condition of these highly expensive and critical assets. (Some are valued at \$2.39 million each). These critical major end items, components, and related secondary items include but are not limited to: tanks, tank recovery vehicles, assault bridges, bridge launchers, a variety of combat engineering vehicles, other combat vehicles, tactical vehicles, small arms weapons, engines, transmissions, communication shelters, engine modules, forward drives, and final drives.

The Army's Ammunition Directorate benefits by the immediate availability of small arms weapons, parachutes and other general cargo items for rigging of and inclusion in pre-configured contingency stocks rigged for air drop. These are always among the first requirements called forward for both small and large military operations. These rigged pallets frequently must be reconfigured and rerigged on a "rush" basis according to mission and area in which to be used, at high level versus low level opening parachutes, equipment and supplies peculiar to mission and destination.

In addition to benefits shown in paragraph A above, the Defense Reutilization and Marketing Operations (DRMO) benefits from the shipping function DDAA provides for DRMO owned assets and materiel being reutilized or sold.

In addition to benefits shown in paragraph A above, Rockwell benefits from receipt and shipping functions provided by DDAA for Rockwell owned assets and/or materiel.

**B. Benefits: DDAA**

Benefits received by collocation with Army is the reduction of base operating costs because costs are shared by Army and DDAA.

**SOURCE:** VB5

Subject Matter Experts - DDAA Division/Branch chiefs.

KR/DDAH

SOURCE: VB6

DDAA-T/Customer Listing



IR/DDAA

SOURCE: VB7

DDAA-T/Customer Listing

KR/DDAA

V.B.8, Page 1 of 2

<u>COMMODITY</u>	<u>TRANSPORTATION NEEDED</u>
Tanks	Rail and Truck
Assault Bridges	Rail and Truck
Bridge Launchers	Rail and Truck
MILVANS	Rail and Truck
Tank Recovery Vehicles	Rail and Truck
Combat Engineering Vehicles	Rail and Truck
Airborne Assault Reconnaissance Vehicles	Rail and Truck

Above items are received on both rail and truck. Rail transportation is much more economical. The rail-received items must be moved on the rail cars from the rail head to the vehicle area to be unloaded. The weight of these assets (up to 70 tons) require use of stationary gantry crane which is located in vehicle area.

Many of above vehicles are shipped by rail during mobilization due to insufficient availability of trucks. Rail transportation is also much more economical, for both heavy vehicles/equipment and for large shipments of secondary items.

The availability of the existing extensive internal on-base rail system (46 miles of tracks) which goes to all areas of the depot (including alongside the individual storage warehouses) tremendously expands DDAA's surge capacity for mobilization. With the rail lines running beside each warehouse, materiel can be shipped and received by rail on one side and by truck on the other side simultaneously. This rail system was built during World War II to handle the largest, fastest supply support requirement our nation has ever experienced. It has been well maintained and kept upgraded over its life and is fully capable of the extraordinary level of volume and speed needed for world wide wars as well as lesser conflicts.

The storage warehouses to which these rail lines run were also built to last. Many of them were also built in the 1940's and 1950's. Due to their exceptional masonry construction, concrete floors, mostly steel supports and roof trusses, and their excellent maintenance and upkeep, these warehouses were judged by the PWC (Public Works Center) on site inspection team to be in exceptional condition and fully serviceable for many, many more years. The team expressed amazement at these facilities and said they had seen nothing at other depots to compare to them. This combined configuration of the rail system alongside the individual warehouses is especially valuable and provides tremendous capacity for expansion and surge/mobilization since shipments and receipts can be processed on one side of warehouses by rail and on the other side simultaneously and allows loading/unloading of vehicles by rail and truck.

Of much concern and puzzlement is the fact that the dictated criteria and guidelines (under which the PWC inspection team was required to prepare their WRITTEN evaluation and reports), would not allow them to rate buildings/structures according to ACTUAL CONDITION if they were over a specific age.

KR/DDAA

V.B.8, Page 2 of 2

THE OFFICIAL WRITTEN RATING OF "FAIR" FOR SUCH EXCEPTIONAL BUILDINGS/STRUCTURES COULD OBVIOUSLY LEAD TO GROSS MISCONCEPTION AND ERRONEOUS PERCEPTION OF ANNISTON FACILITIES AND COULD VERY WELL RESULT IN CLOSURE OF A DEPOT WHICH HAS MUCH BETTER FACILITIES THAN THOSE LEFT OPEN!!!! THIS WOULD NOT BE GOOD STEWARDSHIP OF PUBLIC FUNDS AND TRUST AND WOULD NOT BE IN THE BEST INTEREST OF OUR NATIONAL DEFENSE!!!

SOURCE: VBS

Subject Matter Experts - DDAA Division/Branch chiefs.

KR/DDAA

SOURCE: VB9

DDAA-TT/AR 55-60

KR - DDAA

SOURCE: VB10 - VB13

30 Sep 94, 805 report/DDAA Storage Specialist

KR - DDAA

VB14

COVERED STORAGE SPACE

REIMBURSABLE MISSIONS	NSF	TCF	ACF
* DMIL OPERATION	16,185	210,405	210,405
* SET ASSEMBLY/DISASSEMBLY	38,740	503,620	503,620
** TOOL SETS	10,912	130,944	130,944
* TOOL SETS	27,828	333,936	333,936

\* SHOWN AS SUPPORT SPACE ON 805 REPORT WITH NO ACF.

\*\* SHOW AS STORAGE SPACE ON 805 REPORT.

SOURCE: VB14

30 Sep 94, 805 report/DDAA Storage Specialist

KR/DDAA

SOURCE: VB15 - VB20

DDAA Storage Specialist

KR/DDAA

V.B.21

NSF = 0  
ACF = 0

SOURCE: BRAC 93 Implementation Plan and Operational DDAA Division chiefs.



KR/DDAA

V.B.22

	EACHES	
	ISSUES	RECEIPTS
BIN		
BULK	1,657.35	1,234.92
HAZARDOUS		
CHILL		
CCP		

SOURCE: Legacy System (HK36/HK40) and Manual Count.

KR/DDAA

V.B.23

QUESTION ELIMINATED BY DLA.

KR - DDAA

V.B.24

	%	%
	<u>Secondary (Lines)</u>	<u>Major (Eaches)</u>
Collocated maintenance activities	.33	.14
Other-on-base customers	.29	.01
Local delivery (100 miles)		
All others	.38	.85

SOURCE: Legacy System (HK36/HK40) and Manual Count.

KR/DDAA

V.B.25

QUESTION ELIMINATED BY DLA.

KR/DDAH

V.B.26

QUESTION TO BE ANSWERED BY DDRE.

KRIDDA

V.B.27

QUESTION TO BE ANSWERED BY DDRE.

KR/DDAA

V.B.28

QUESTION TO BE ANSWERED BY DDRE.

KR/DDAA

V.B.29

QUESTION TO BE ANSWERED BY DDRE.



KR/DDAR

V.B.30

QUESTION TO BE ANSWERED BY DDRE.

KR/DDAA

V.B.31

Mechanized/automated conveyor in Bldg. 362 installed in 1988 and an estimated annual maintenance/repair cost of \$31,481.

A project has been programmed for FY 98 to repair and upgrade this overhead power and free transportation system. It will include the latest state-of-the-art components and controls. This \$1,440,000 project will extend the service life of this system another ten years. This alternative was selected instead of completely replacing the system due to the difference in cost. The estimated cost to completely replace the system was estimated at \$6.2 million. The manufacturer says this upgrade will give us a system just as serviceable as a new system.

**SOURCE:** DDAA Equipment Specialist, ANAD ISSA Coordinator, Project Sheet.

DDAA

V.B.31 Answer is divided into two separate parts  
Suggested source does not provide equipment data.

1. Age of equipment, was retrieved from EMACS Program Inquire Equipment Identification.
2. Maintenance and repair cost was retrieved from EMACS program Inquire Equipment Management.
  - A. EMACS collects maintenance cost on a calendar year cycle, 1 January thru 31 December. When the maintenance cost report was retrieved from EMACS, seven months of data was available. To provide an estimated annual maintenance and repair cost a calculation is required.

CALCULATION:

(total accumulated maintenance cost) divided by (seven months) multiplied by (twelve months) equals estimated annual maintenance cost.

DDAA

V.B.3.1. CALCULATIONS:

1. Age of each mechanized/automated warehouse system.

0-5 yr.	5-10 yr.	10-20 yr.	>20 yr.
33 pcs.	104 pcs.	147 pcs.	72 pcs.

2. Estimated annual maintenance and repair cost per year:

No data being captured on maintenance costs.

KR/DDAA

V.B.32

QUESTION TO BE ANSWERED BY DDRE.

DDAA

V.B.32 The suggested source, does not provide enough data to answer this question.

1. EMACS program, Inquire Replacement Requirements was used to provide material handling and mobile equipment for capital investment replacements.

A. EMACS use life expectancy to project replacement of material handling and mobile capital investment equipment.

2. DDRE Modernization Mechanization 5 year plan, (FY96 thru FY2001) was used to provide mechanized and automated warehouse systems for capital investment replacements.

A. The Modernization Mechanization 5 year plan establishes DDRE as a modern, flexible, completely integrated logistics organization with required facilities, equipment and systems to meet customer demands, increase productivity and effectiveness through use of modern materials handling technology, and maintain the lowest possible unit cost.

KR/DDAA

V.B.33

QUESTION TO BE ANSWERED BY DDRE.

DDAA KR

V.B.33 DDRE-Z deferred response to HQ BRAC Office for coordination with HQ DDSC/DSS Implementation Office.

V.B. 33  
51

~~QUESTION TO BE ANSWERED BY HQ OLA. TO ANSWER~~



KR/DDAA

V.B.34

	<u>Tons (Using formula)</u>	<u>Manufacture's and Actual Tons</u>
Mission Equipment	6,560.42	3,692.80
Support Equipment	140	207.85

SOURCE: DDAA Equipment Specialist.

DDAA

V.B.34 EMACS, Inquire Equipment Identification was used as the source for mission equipment. The DDRE Manpower status report for the month ending 31 July 94 was used for support equipment.

1. DDRE BRAC office provided calculations for mission and support equipment.

CALCULATIONS:

Mission Equipment..

Host Activity: 5.38T x EMACS Inventory

Support Equipment..

.35 Tons x Staff

Mission Equipment..

Tenant Activity: 3.31T x EMACS Inventory

Support Equipment..

.35 Tons x Staff

KR/DDAA

SOURCE: VB35

DDAA Equipment Specialist.

DDAA

V.B.35 EMACS, programs Availability Activity Summary Report and Inquire Equipment Identification were used as the source to identify the total number of light vehicles and heavy/special vehicles currently in the inventory to perform the mission.

ASSUMPTIONS:

Any piece of mobile equipment that can be driven over the road or by rail, either with or without a permit, was considered to be driveable. All other equipment was considered to be shipped.

KR/DDAH

SOURCE: VB36

DDAA Storage Specialist.

KR/DDAA

V.B.37 - Unique Missions, Page 1 of 2 Pages

#### 1. SMALL ARMS WEAPONS

DDAA's small arms mission consists of the receipt, storage, minor repair and shipment of weapons ranging from derringers up to 120 mm trailer-mounted mortars and 106 mm recoilless rifles. All weapons are recorded and controlled by serial number. The Serialization Branch can track any weapon that has been processed through DDAA, whether for demil, storage or shipment.

There are currently approximately 2.6 million weapons stored at DDAA. This is approximately 33% of all DOD small arms. However, DDRE's repositioning plan has identified DDAA for storage of U.S. Air Force/Marine Corps-owned small arms and for storage of all small arms parts.

DDAA supports and is collocated with Army's ONLY small arms rebuild facility. Assets are provided for rebuild and the rebuilt "base-metal" weapons are processed, packed, and shipped or stored.

As discussed earlier, minor repair and demil of small arms weapons is also performed.

The 10 buildings which support our small arms mission are high security warehouses, each with Intrusion Detection System (IDS) installed.

#### 2. CAMOUFLAGE PAINTING

This depot's vehicle operation performs camouflage and base coat (CARC) painting of combat and tactical vehicles. The solid and pattern type camouflage paint must match the destination terrains. The destinations are not usually known until just prior to shipment, which necessitates a fast response to meet deployment and shipping schedules. Without this capability, shipping schedules would not be met and deployments would be delayed.

#### 3. SUPPORT TO MAINTENANCE

The Army's maintenance facility collocated on this installation is one of the DDAA's biggest customers. Our support consists of receiving, storing and shipping assets (vehicles, bridges, small arms weapons) and the components, parts, and supplies needed by maintenance for the overhauling, rebuilding, or other work on these assets.

Anniston Army Depot is the Army's only small arms rebuild facility and our collocation with this facility is essential to their mission. The storage for the small arms weapons and vehicles is located in the east area with depot maintenance in very close proximity to their rebuild facilities for maximizing asset movements in minimum time and at minimum cost.

#### 4. SET ASSEMBLY/DISASSEMBLY

This mission includes the receipt, storage, selection and assembly of materiel into sets/kits for issue and selection of materiel for shipment. It includes the assembly of Basic Issue Item (BII), Components of End Items (COEI) and

KR/DDAA

V.B.37, Page 2 of 2

publications required for shipping of vehicles and to accompany fieldings of other weapons systems under the Total Package Fielding (TPF) system.

**5. TOOL SETS**

Tool sets are also received as components and assembled into sets and packaged for reimbursable customer orders.

**6. QUALITY LAB TESTING**

Perform tests and evaluations on new procurement and suspect materiel and to provide technical assistance in the identification of materiel. Test methodologies include, but are not limited to dimensional, liquid penetrant, physical properties, mechanical, surface finish, and visual. Lab temperature is maintained at a constant 68 degrees Fahrenheit and equipment is capable of close tolerance measurement up to 50 millionths of an inch. Equipment includes, but is not limited to, supermicrometer, jo blocks, sine bar, electronic height gage, tension and hardness testers, and hand held devices.

**SOURCE:** Subject Matter Experts - DDAA Division/Branch chiefs.

KR/DDAA

SOURCE: VB38

FABEP/DDAA Operational Division chiefs.



KR/DDAA

V.B.39

QUESTION TO BE ANSWERED BY DDRE.

KRIDDAA

V.B.40

QUESTION TO BE ANSWERED BY DDRE.

KR/DDAA

V.B.41

<u>CUSTOMERS/DESCRIPTION</u>	<u>MANHOURS</u>	<u>\$</u>
MIL VEH/ARMS MUSEUM/MINN/INSTALL M88A1 BARRELS	19	\$ 930
SILENCE WINGS MUSEUM/PCH 75MM MORTAR	1.5	75
AMER LEGION #5/AL/DEMIL M60 TANK/DISPLAY	27	1,378
AMER LEGION #215/GA/RMV PWR PACK M60 TANK	6	307

SOURCE: DDAA Job Order Listing.

KR/DDAA

SOURCE: VB42

5810-1, Organization Manual and Justification with DDRE-T  
(D. Wile).

KR/DDAH

SOURCE: VB43

DMRD 902 and Justification with DDRE-T (D. Wile).

KR/DDAA

V.B.44: Yes, as follows:

1. Two vehicle storage shelters for 160 (total) additional vehicles, (77,016 NSF) near the receiving-shipping area are approved for construction in FY 96. Part of design funds have already been issued by DLA headquarters to Corp of Engineers.
2. Dehumidified storage for additional 940 serviceable combat vehicles (749,169 NSF) approved for FY 99.
3. Hazardous Materials Storage Facility (10,660 NSF) approved for FY 99.
4. All of above programmed projects will increase DDAA storage space by 836,845 NSF.

The "funded or in process" projects will increase storage space by 77,016 NSF.

SOURCE: Minutes of DDRE Planning Board Meeting and Various Other DDRE Project Documents in DDAA-XS files.

KR/DDAA

SOURCE: VB45

Minutes of DDRE Planning Board Meeting and Various Other DDRE  
Project Documents in DDAA-XS files.

KR/DDFA

V.B.46

Method	TCF	ACF
Storage Aids (racks & nesting racks)	None	2,325,450

By upgrading vertical MHE, ACF would become same as TCF shown on 805 space report.

Two projects are currently underway to install approximately 10,000 racks and nesting racks which were obtained from another installation at no cost except transportation. Upon completion of these projects, ACF will be increased by 710,588 ACF.

SOURCE: DDAA Storage Specialist.



KR - DDAA

V.B.47

	<u>LINES IN</u>	<u>LINES OUT</u>
BIN		
BULK		
HAZARDOUS		
CHILL		
CCP		

	<u>EACHES IN</u>	<u>EACHES OUT</u>
WHEELED VEHICLES		
TRACKED VEHICLES		
TOWED VEHICLES		
SMALL ARMS WPNS		
MISSILES		
SHELTERS		

KR - DDAA

V.B.48

1ST SHIFT

	LINES IN	LINES OUT
BIN		
BULK		
HAZARDOUS		
CHILL		
CCP		

	EACHES IN	EACHES OUT
WHEELED VEHICLES		
TRACKED VEHICLES		
TOWED VEHICLES		
SMALL ARMS WPNS		
MISSILES		
SHELTERS		

2ND SHIFT

	LINES IN	LINES OUT
BIN		
BULK		
HAZARDOUS		
CHILL		
CCP		

	EACHES IN	EACHES OUT
WHEELED VEHICLES		
TRACKED VEHICLES		
TOWED VEHICLES		
SMALL ARMS WPNS		
MISSILES		
SHELTERS		

KR/DDAA

V.B.49

SOURCE: ICUZ Plan (Installation Compatibility Use Zone) on file with Anniston Army Depot's Environmental Management Division.

**KR/DNA**

**V.B.50**

**SOURCE:** 805 Report dated 30 Sep 94

KR/DDAR

V.B.51

QUESTION TO BE ANSWERED BY DDRE.

DDAA KR

V.B.51 DDRE-Z deferred response to HQ BRAC Office for coordination with HQ DDSC/DSS Implementation Office.

KR/DDAA

V.B.52

Cost of \$.69 is per mile per ton and not per 1,000 miles (in accordance with supplemental instructions), although automated disk still reads "per 1,000 miles".

SOURCE: Tonnage from VB53 priced out by DDAA-T.

KR/DDAA

V.B.53

	<u># of tons</u>	<u>cost</u>	
Secondary	339,037	7.49	
Major	190,983	63.38	

SOURCE: Subject Matter Experts - DDAA Division/Branch chiefs.



Part XI



**PART VI: PROVIDING SERVICES****ACTIVITY CODE: KR-DDAA**

<b>VI.A.1 CATEGORY OF SUPPORT</b>	<b>VI.A.2 RECEIVER OF SUPPORT (Full Name of Org.)</b>	<b>VI.A.3 PROVIDING ORG</b>	<b>VI.A.4 WORK YEARS (2088 hrs=work yrs)</b>
B14 FACILITIES & REAL PROPERTY SUPPORT	CENTER OF MILITARY HIST	DDAA	-0-
B21 INSTALLATION RETAIL SUPPLY & STORAGE OPS		DDAA	.01
B32 TRANSPORTATION SERVICE		DDAA	.06
B35 OTHER DEMILITARIZATION SCREENING OF PROPERTY		DDAA	.03 -0-
B21 INSTALLATION RETAIL SUPPLY & STORAGE OPS	DEFENSE REUTILIZATION & MARKETING OFFICE (DRMO)	DDAA DDAA	.39
B32 TRANSPORTATION SERVICE		DDAA	.03
B32 TRANSPORTATION SERVICE	US ARMY TEST, MEASUREMENT AND DIAGNOSTIC EQUIP. SUPPORT GROUP		-0-
B12 EQUIP OPS/MAINT/REPAIR	ANNISTON ARMY DEPOT		2.28
B21 INSTALLATION RETAIL SUPPLY & STORAGE OPS			210.34
B21 INSTALLATION RETAIL SUPPLY & STORAGE OPS	US ARMY RESERVE COMMAND		.20
B32 TRANSPORTATION SERVICE			.07

Source of Data: ISA #SB3100-94102-001 (CENTER OF MILITARY HISTORY)  
SW3500-92360-088 (DEFENSE REUTILIZATION & MARKETING OFFICE)  
SW3500-92360-090 (US ARMY TMDE SUPPORT GROUP)  
SB3100-94091-001 (ANAD)  
SB3100-93354-001 (USAR COMMAND)

POC for this information is: Geneva Robinson, DDAA, DSN 571-6145  
filename: ddaasupb.wpf

**PAGE VI: RECEIVING SERVICES****ACTIVITY CODE: KR****PAGE 1****VI.A.5.****CATEGORY OF SUPPORT****VI.A.6.****PROVIDER OF SUPPORT  
(Full Name of Org.)****VI.A.7****WORK YEARS  
(2088 hrs=work yrs)**

A2 COMMAND ELEMENT	ANNISTON ARMY DEPOT	
AZ PUBLIC AFFAIRS		.30
BG SOCIAL ACTIONS		.46
A3 COMMON USE FAC OPS/MAINT/REP/CON BN ICE & SNOW REMOVAL	ANNISTON ARMY DEPOT	.02
A4 DISASTER PREPAREDNESS BW	ANNISTON ARMY DEPOT	.12
A5 ENVIRONMENTAL COMPLIANCE BO	ANNISTON ARMY DEPOT	2.64
A6 FIRE PROTECTION AH	ANNISTON ARMY DEPOT	10.20
A8 MORALE & FITNESS SUPPORT BD COMMUNITY SERVICES	ANNISTON ARMY DEPOT	1.18
A9 POLICE SERVICES AI	ANNISTON ARMY DEPOT	6.18
A10 SAFETY BB	ANNISTON ARMY DEPOT	2.15
A11 SHUTTLE SERVICES AO TRANSPORTATION	ANNISTON ARMY DEPOT	4.82
B1 ADMINISTRATIVE SERVICES AE MAIL PICK UP & DELIVERY AY ADMINISTRATIVE SERVICES	ANNISTON ARMY DEPOT	.33 .46
B2 AUDIOVISUAL SERVICES SY BQ MICROGRAPHIC SERVICES	ANNISTON ARMY DEPOT	.98 .36

**PART VI: RECEIVING SERVICES****ACTIVITY CODE: KR****PAGE 2****VI.A.5.****CATEGORY OF SUPPORT****VI.A.6.****PROVIDER OF SUPPORT  
(Full Name of Org.)****VI.A.7.****WORK YEARS  
(2088 hrs=work yrs)**

B3 AUTOMATED DATA PROCESSING AA COMPUTER & DATA PROCESSING	ANNISTON ARMY DEPOT	14.97
B4 CIVILIAN PERSONNEL SERVICES AC	ANNISTON ARMY DEPOT	.71
B6 COMMUNICATION SERVICES BC	ANNISTON ARMY DEPOT	4.04
B9 CUSTODIAL SERVICES AF	ANNISTON ARMY DEPOT	-0-
B12 EQUIPMENT OPS/MAINT/REPAIR MG VEHICLES-COMMERCIAL & MILITARY MH VEHICLE EQUIPMENT & COMPONENTS MJ MATRL HNDLG EQUIP & COMPONENTS MM ELEC EQUIP & COMPONENT MAINT MN HOUSING & OFC APPL/EQUIP/FURN MZ MAINT & MISC EQUIP	ANNISTON ARMY DEPOT	1.41 -0- 1.72 1.13 .14 2.88
B15 FACILITY MAINTENANCE & REPAIR AW REAL PROPERTY MAINTENANCE BM ENTOMOLOGY SERVICES	ANNISTON ARMY DEPOT	8.33 .19
B16 FINANCE AND ACCOUNTING AB	ANNISTON ARMY DEPOT	.48
B21 INSTALLATION RETAIL SUP&STOR OPS ST PETROLEUM/OILS/LUB/CHEMICALS AN STORAGE & WAREHOUSING	ANNISTON ARMY DEPOT	.40 2.24
B22 LAUNDRY AND DRY CLEANING AK	ANNISTON ARMY DEPOT	.14
B23 LEGAL SERVICES AD	ANNISTON ARMY DEPOT	-0-
B24 MILITARY PERSONNEL SUPPORT BF	ANNISTON ARMY DEPOT	.27

**PART VI: RECEIVING SERVICES**

**ACTIVITY CODE: KR**

**PAGE 3**

**VI.A.5.**

**CATEGORY OF SUPPORT**

**VI.A.6.**

**PROVIDER OF SUPPORT**  
(Full Name of Org.)

**VI.A.7**

**WORK YEARS**  
(2088 hrs=work yrs)

B28 PURCHASING & CONTRACTING SERV  
AG PURCHASING AND CONTRACTING  
BU EXPENDABLE & GENERAL SUPPLIES

ANNISTON ARMY DEPOT

.70  
1.35

B29 REFUSE COLLECTION & DISPOSAL  
AX DISPOSAL SERVICE

ANNISTON ARMY DEPOT

-0-

B31 TRAINING SERVICES  
BR

ANNISTON ARMY DEPOT

.59

B33 UTILITIES  
AP

ANNISTON ARMY DEPOT

-0-

B35 OTHER SERVICES  
B1 TEST AND EVALUATION

ANNISTON ARMY DEPOT

.27

Source of Data: ISA # 31G1Y-92275-213  
Reference DODI 4000.19

B18 HEALTH SERVICES  
AL HEALTH SERVICES  
BY OCCUPATIONAL/INDUSTRIAL HEALTH  
SVC

USAMEDDAC FT.MCCLELLAN

-0-  
1.75

Source of Data: ISA # W31BJ4-92188-003

**PART VI: RECEIVING SERVICES**

**ACTIVITY CODE: KR**

**PAGE 4**

**VI.A.5.  
CATEGORY OF SUPPORT**

**VI.A.6.  
PROVIDER OF SUPPORT  
(Full Name of Org.)**

**VI.A.7.  
WORK YEARS  
(2088 hrs=work yrs)**

**B35 OTHER SERVICES  
AS CALIBRATION**

**US ARMY TEST MEASURE-  
MENT & DIAGNOSTIC  
EQUIPMENT SUPPORT  
GROUP**

**.07**

**Source of Data: ISA # W804EM-91336-218**

**B32 TRANSPORTATION SERVICES  
AO**

**US ARMY CHEM AND MIL-  
ITARY POLICE CENTER**

**.01**

**Source of Data: ISA # W31BJO-92212-015**

**POC for this information is: Geneva Robinson, DDAA, DSN 571-6145  
filename: DDAABRAC**



VI.A.8	VI.A.9			
# PERSONNEL	CONTRACT	MATERIALS	LABOR	TOTAL
2.0	*Job Order Contracting	169,065	112,709	281,774
5.2	*Facilities Engineering Projects	450,000	300,000	750,000
.5	*Custodial		13,255	13,255
1.0	*Hazardous Waste	47,606	57,420	105,026
4.6(Estimate)	**Communication Repair & Maint. Support		147,542	
9.0(Estimate)	***Telephone Switch Operations & Maint. Support		68,774	

\*Data furnished from actual contracts in the office of SDSAN-DPW-PED, 8 Aug 94. Labor and material based on standard reimbursable split and per hour labor cost.

\*\*Contracts are awarded on a per service-call basis. DDAA cost is calculated at 14.72 per cent of the total ADPE/communications contracts. The dollar amounts are calculated on actual cost for first three quarters FY94 and prorated for the fourth quarter. This data was furnished by SDSAN-DOIM-RP, 10 Aug 94.

There is no record on personnel man-years. This data was estimated by this office using \$32,364 as average annual salary.

\*\*\*DDAA's portion of telephone switch operations and maintenance contract support consists of six full-time and five part-time on-site personnel and dollar amount calculated at 13.76 percent of total contracts. DOIM does not have a requirement to keep records on man-hours worked by part-time employees; however, based on requirement to provide 24-hours per day telephone support, best estimate is nine man-years of effort. This data furnished by SDSAN-DOIM-RP.

Part VIII

Part VIII: Community Information Data Call Questions

Name of Activity: Defense Distribution Depot Anniston

Duty Station: Anniston, AL

VIII.A. General Obligation Bond Rating

VIII.A.1. Rating: Aaa

VIII.A.1. Date of Rating: 10-1-93

VIII.A.1. If used, "nearest municipality" name:

Albertville, AL

Source(s): Moody's Bond Record, July 1994

VIII.B. Local Area Public Transportation

VIII.B.2. Public Transportation to Installation (Circle):

Yes/No

VIII.B.3. If Yes, List Public Transportation Systems:

1. Not applicable.

Source(s): Places Rated Almanac -1989

"Anniston Express" Map of Route

**VIII.C. Airport**

Distance from the Installation

VIII.C.4.a. Number of Miles: 11

VIII.C.4.b. Approximate Driving Time (minutes):

20 Minutes

VIII.C.5. Hub Classification (circle): Large Hub  
Medium Hub  
Small Hub  
Non-Hub

VIII.C.6. Name and Street Address of Airport:

Anniston Metropolitan Airport  
2500 Talladega Highway  
Oxford, Al 36203

**VIII.D. Road Systems**

VIII.D.7. Number of Main Interstate Highways: 1 ea (I-20)

VIII.D.8. Number of Spur Interstate Highways: Not Applicable.

VIII.D.9. Number of Four Lane U.S. Highways: 1 ea (US 431)

VIII.D.10. Number of Two Lane U.S. Highways: 1 ea (US 78)

Source(s): ''911'' Map

Alabama State Map

VIII.C.6. OTHER NEARBY AIRPORTS

1. Birmingham International Airport  
5900 Airport Highway  
Birmingham, AL 35212

CATEGORY: Medium-hub  
LOCATION: Approximately 52 miles from DDAA  
TIME: Approximately 1 hour from DDAA

2. Hartsfield International Airport  
6000 North Terminal Parkway  
Atlanta, GA 30320

CATEGORY: Large-hub  
LOCATION: Approximately 101 miles from DDAA  
TIME: Approximately 2 1/2 hour from DDAA

3. Eastaboga Airport - Private Field
4. Gadsden Airport - Closed
5. Fort McClellan - Military Airport
6. Anniston Army Depot - Military Helipad

VIII.E.

Activity: KR (DDAA)

ADDITIONAL INFORMATION MAY BE FORTHCOMING BY 30 OCT 94

VIII.E.11.

A 25% increase would raise the number of employees by 59 in the populated series. The major functions would be:

Shipment, supply clerical: 14  
Quality specialist: 2  
Supply Specialist: 3  
Driver/operator: 5  
Material Handler/Packer: 35

The estimated time to fill would be 4 weeks.

VIII.E.12.

A 50% increase would raise the number of employees by 118 in the populated series. The major functions would be:

Shipment, supply clerical: 28  
Quality specialist: 4  
Supply Specialist: 6  
Driver/operator: 10  
Material Handler/Packer: 70

The estimated time to fill would be 6 weeks.

VIII.E.13.

A 100% increase would raise the number of employees by 238 in the populated series. The major functions would be:

Shipment, supply clerical: 56  
Quality specialist: 8  
Supply Specialist: 13  
Driver/operator: 20  
Material Handler/Packer: 141

The estimated time to fill would be 8 weeks.

\*\*\*\*\*

Positions were determined by taking an employee count by series and multiplying by the increased amounts.

Historical records were reviewed (where available), interviewing experienced staffing specialists for time estimates.

Determination was based on the following factors: availability of skills, employment situation, and time to fill similar positions.

VIII.E.

Activity: KR (DDAA)

Tom Smith, Anniston Army Depot Personnel, advised they maintain an applicant supply file which would be available for DLA use. However, it does not have a large number of applicants and some of the entries are old.

Terry Putnam, OPM Hunstville, advised they will be able to provide GS-4 clerical listings within 24 hours, quality and supply specialists within 4 to 6 weeks, and provide direct hire authority for drivers, forklift operators, material handlers, and packers. The time frames would not change with the numbers under recruitment.

VIII.F. Vocational and Technical Education and Training

VIII.F.14.

Type of Training/Instruction

Number of Voc/Tech  
Institutions Offering the  
Type of Training/Instruction

SEE ATTACHED

VIII.F.15. Name & Address

SEE ATTACHED

Sources: American Trade Schools Directory, 1994

VIII.G. Colleges & Universities

VIII.G.16. Number of Two-year Colleges: 15



## VIII.F.14.

Type of Training/Instructions	Number of Voc/Tech Institutions Offering the Type of Training/Instruction
<u>CLERICAL/SECRETARIAL</u>	<u>5</u>
<u>CARPENTRY</u>	<u>3</u>
<u>CABINET MAKING</u>	<u>1</u>
<u>WELDING</u>	<u>3</u>
<u>ELECTRICAL</u>	<u>4</u>
<u>BUSINESS MANAGEMENT</u>	<u>2</u>
<u>DRIVER'S TRAINING</u>	<u>1</u>
<u>AUTO BODY/FENDER REPR</u>	<u>5</u>
<u>MECHANIC</u>	<u>4</u>
<u>MACHINE SHOP PRACTICES</u>	<u>4</u>

VIII.F.15. Name & Address

1. Anniston Voc School  
1109 Woodstock Ave  
Anniston, AL 36201
2. Ayers State Tech College  
1801 Coleman Road  
Anniston, AL 36201
3. Gadsden Business College of Anniston  
P.O. Box 1575  
630 S. Wilmer  
Anniston, AL 36201
4. New World College  
P.O. Box 2287  
1031 Noble Street  
Anniston, AL 36201
5. EH Gentry Tech Facility  
P.O. Box 698  
Talladega, AL 35160
6. Alabama Tech College  
1001 E. Broad St.  
Gadsden, AL 35903
7. Gadsden Business College  
P.O. Box 1544  
750 Forrest Ave  
Gadsden, AL 35901
8. Gadsden State Comm College  
East Broad Campus, Tech  
P.O. Box 227  
1001 E. Broad St.  
Gadsden, AL 35999-0227
9. Commercial Driver Institute  
4939 U.S. Hwy 78 W.  
Oxford, AL 36203
10. Etowah Co. Voc-Tech Center  
105 Burke Ave, S. E.  
Gadsden, AL 35954

VIII.G.17. Colleges & Universities (Bachelor Degrees):

Name & Address of School

SEE ATTACHED

Source(s): National Center for Educational Statistics  
1987-88 Director of Postsecondary Institutions  
The College Blue Book-24th Edition-Narrative  
Descriptions

VIII.H. Closure, Delayed Opening or Early Dismissal Caused  
By Adverse Climate Conditions

VIII.H.18.a.; VIII.H.18.b.; VIII.H.19.a; VIII.H.19.b.  
List for 1992, 1993, and 1994:

<u>Date</u>	<u>Type of Action</u>	<u>Cause</u>
03/15/93	Closed all day	Snow Blizzard of '93 affected most of the southeast.

Source(s): MER - Anniston Army Depot

VIII.G.17. Colleges & Universities (Bachelor Degrees):

Name & Address of School

1. Birmingham School of Law  
923 Frank Nelson Blvd, 205 N. 20th  
Birmingham, AL 35203
2. Birmingham Southern College  
900 Arcadelphia Road  
Birmingham, AL 35254
3. Jacksonville State University  
North Pelham Road  
Jacksonville, AL 36265
4. Miles College  
P.O. Box 3800  
Birmingham, AL 35208
5. Sanford University  
800 Lakeshore Drive  
Birmingham, AL 35229-0000
6. Southeastern Bible College  
2901 Pawnee Avenue  
Birmingham, AL 35205-2099
7. Talladega College  
627 W. Battle Street  
Talladega, AL 35160
8. University of Alabama at Birmingham  
University Station  
Birmingham, AL 35294
9. University of Alabama-Gadsden Center  
P.O. Box 1280  
Gadsden, AL 35902
10. West Georgia College  
Maple Street  
Carrollton, GA 30118

**VIII.H. Closure, Delayed Opening or Early Dismissal Caused  
By Adverse Climate Conditions**

List for 1992, 1993, and 1994

**1992**

**VIII.H.18.a.; VIII.H.18.b.; VIII.H.19.a; VIII.H.19.b.**  
No closures/delayed openings/early dismissal.

**1993**

**VIII.H.19.a; VIII.H.19.b.**  
No delayed openings/early dismissal.

**1994**

**VIII.H.18.a.; VIII.H.18.b.; VIII.H.19.a; VIII.H.19.b.**  
No closures/delayed openings/early dismissal.





DDAA (KR)

VIII.M. New Housing Starts

VIII.M.24.	County/City	# of Housing Units/Permits			
		1990	1991	1992	1993
1.	<u>Calhoun, Anniston</u>	<u>163</u>	<u>117</u>	<u>155</u>	<u>165</u>
2.	<u>Calhoun, Oxford</u>	<u>163</u>	<u>117</u>	<u>155</u>	<u>165</u>
3.	<u>Calhoun, Piedmont</u>	<u>163</u>	<u>117</u>	<u>155</u>	<u>165</u>
4.	<u>Calhoun,</u> <u>Jacksonville</u>	<u>163</u>	<u>117</u>	<u>155</u>	<u>165</u>
5.	_____	_____	_____	_____	_____

Source(s): U. S. Bureau of the Census,  
Construction Report C40/90-93-A,  
Housing Units Authorized by Building  
Permits: Annual 1990 - 1993 Table 3

**Note:** Calhoun county, outside the city limits, does not require building permits and therefore no statistics are available, which are truly representative for the depot commuting area. Discussion with local realtors confirmed that the majority of building of housing units in Calhoun county is done outside the city limits (due to preference of owners and builders). There is truly an abundance of available buildable real estate throughout Calhoun county, more than adequate for any conceivable expansion.



## VIII.N. Education: K-12

	VIII.N.25.	VIII.N.26.a	VIII.N.26.b.
<u>County/City</u>	<u>Ratio</u>	<u>%Graduates</u>	<u>%College</u>
1. <u>Calhoun County</u>	<u>21.8 to 1</u>	<u>89.5%</u>	<u>47%</u>
2. <u>Anniston City</u>	<u>16.4 to 1</u>	<u>98%</u>	<u>63%</u>
3. <u>Jacksonville City</u>	<u>19.7 to 1</u>	<u>99%</u>	<u>85%</u>
4. <u>Oxford City</u>	<u>19.5 to 1</u>	<u>90%</u>	<u>72%</u>
5. <u>Piedmont City</u>	<u>20.6 to 1</u>	<u>95%</u>	<u>40%</u>

Source(s): National Center for Education Statistics  
Directory of Public Elementary and Secondary  
Education Agencies 1991-92  
Individual School Systems

SCHOOL SYSTEMS

SYSTEM NAME	STUDENTS	TEACHERS	STUDENT/TEACHER RATIO
ANNISTON CITY *	4257	259	16.4 TO 1
JACKSONVILLE CITY *	1599	81	19.7 TO 1
OXFORD CITY *	2754	141	19.5 TO 1
PIEDMONT CITY *	1238	60	20.6 TO 1
CALHOUN COUNTY *	10637	489	21.8 TO 1

\* Student and teacher totals taken from NCES 93-329  
 For school year 1991-92


**VIII.O. Health Care**VIII.O.27. Rate of Patient Care Physicians/1,000: 1.09VIII.O.28. Number of Hospital Beds/1,000: 4.19

VIII.O.29. Distance to Nearest Hospital:

VIII.O.29.a. Number of Miles: 10.9 milesVIII.O.29.b. Approximate Driving Time: 16 minutes

VIII.O.29.c. Name &amp; Address:

Regional Medical Center400 East 10th StreetAnniston, AL 36201

Source(s): American Business Climate: Economic Profiles  
(Provided by DDRE)  
Local Area Map

**VIII.P. Crime Rates**

	<u>1990</u>	<u>1991</u>	<u>1992</u>	
VIII.P.30. Violet Crime Rate	<u>955.8</u>	<u>727.3</u>	<u>1073.5</u>	_____
VIII.P.31. Property Crime Rate	<u>4237.6</u>	<u>3446.6</u>	<u>4658.7</u>	_____

Source(s): Uniform Crime Reports-Crime in the United States  
Years: 1990, 1991, 1992

VIII.Q. Federal Salary Rates - KR (DDAA)

		<u>GS-9, step 4</u>	<u>WG-5, step 2</u>		
VIII.Q.32.a.	Per hour	<u>15.10</u>	<u>10.22</u>		
VIII.Q.32.b.	Per Annum	<u>31,512</u>	<u>21,329</u>		
		<u>PP-G-S</u>	<u>PP-G-S</u>	<u>PP-G-S</u>	<u>PP-G-S</u>
VIII.Q.33.		<u>GS-6/5</u>	<u>WG-6/4</u>	<u>          </u>	<u>          </u>
VIII.Q.33.a.	Per hour	<u>11.44</u>	<u>11.64</u>	<u>          </u>	<u>          </u>
VIII.Q.33.b.	Per Annum	<u>23,883</u>	<u>24,923</u>	<u>          </u>	<u>          </u>

Source(s): Salary Table No. 94-RUS, Jan 94  
Wage Rate Schedule, 5 Apr 94, effective 12 Jun 94

---

REF  
HG  
4905  
MIS

# MOODY'S BOND DECODER

VIII. A. 1.

CORPORATES  
CONVERTIBLES  
GOVERNMENTS  
MUNICIPALS

ISSUERS' CATEGORIES



JULY 1994

MOODY'S INVESTMENT SERVICE

**MOODY'S BOND RATINGS**

**KEY TO MOODY'S CORPORATE RATINGS**

**Purpose:** The system of rating securities was originated by John Moody in 1909.

The purpose of Moody's Ratings is to provide the investors with a simple system of gradation by which the relative investment qualities of bonds may be noted.

**Rating Symbols:** Gradations of investment quality are indicated by rating symbols, each symbol representing a group in which the quality characteristics are broadly the same. There are nine symbols as shown below, from that used to designate least investment risk (i.e., highest investment quality) to that denoting greatest investment risk (i.e., lowest investment quality):

Aaa Aa A Baa Ba B Caa Ca C

For explanation of municipal rating symbols, in particular the A 1 and Baa 1 groups see page 426.

**Absence of Rating:** Where no rating has been assigned or where a rating has been suspended or withdrawn, it may be for reasons unrelated to the quality of the issue.

Should no rating be assigned, the reason may be one of the following:

1. An application for rating was not received or accepted.
2. The issue or issuer belongs to a group of securities or companies that are not rated as a matter of policy.
3. There is a lack of essential data pertaining to the issue or issuer.
4. The issue was privately placed, in which case the rating is not published in Moody's publications.

Suspension or withdrawal may occur if new and material circumstances arise, the effects of which preclude satisfactory analysis; if there is no longer available sufficient up-to-date data to permit a judgment to be formed; if a bond is called for redemption; or for other reasons.

**Changes in Rating:** The quality of most bonds is not fixed and steady over a period of time, but tends to undergo change. For this reason changes in ratings occur so as to reflect these variations in the intrinsic position of individual bonds.

A change in rating may thus occur at any time in the case of an individual issue. Such rating change should serve notice that Moody's observes some alteration in the investment risks of the bond or that the previous rating did not fully reflect the quality of the bond as now seen. While because of their very nature, changes are to be expected more frequently among bonds of lower ratings than among bonds of higher ratings, nevertheless the user of bond ratings should keep close and constant check on all ratings—both high and low ratings—thereby to be able to note promptly any signs of change in investment status which may occur.

**Limitations to Uses of Ratings:** Bonds carrying the same rating are not claimed to be of absolutely equal quality. In a broad sense they are alike in position, but since there are a limited number of rating classes used in grading thousands of bonds, the symbols cannot reflect the fine shadings of risks which actually exist. Therefore, it should be evident to the user of ratings that two bonds identically rated are unlikely to be precisely the same in investment quality.

As ratings are designed exclusively for the purpose of grading bonds according to their investment qualities, they should not be used alone as a basis for investment operations. For example, they have no value in forecasting the direction of future trends of market price. Market price movements in bonds are influenced not only by the quality of individual issues but also by changes in money rates and general economic trends, as well as by the length of maturity, etc. During its life even the best quality bond may have wide price movements, while its high investment status remains unchanged.

The matter of market price has no bearing whatsoever on the determination of ratings which are not to be construed as recommendations with respect to "attractiveness." The attractiveness of a given bond may depend on its yield, its maturity date or other factors for which the investor may search, as well as on its investment quality, the only characteristic to which the rating refers.

Since ratings involve judgments about the future, on the one hand, and since they are used by investors as a means of protection, on the other, the effort is made when assigning ratings to look at "worst" potentialities in the "visible" future, rather than solely at the past record and the status of the present. Therefore, investors using the rating should not, expect to find in them a reflection of statistical factors alone, since they are an appraisal of long term risks, including the recognition of many non-statistical factors.

Though ratings may be used by the banking authorities to classify bonds in their bank examination procedure, Moody's Ratings are not made with these bank regulations in view. Moody's Investors Service's own judgment as to desirability or non-desirability of a bond for bank investment purposes is not indicated by Moody's Ratings.

Moody's Ratings represent the mature opinion of Moody's Investors Service, Inc., as to the relative investment classification of bonds. As such, they should be used in conjunction with the description and statistics appearing in Moody's Manuals. Reference should be made to these statements for information regarding the issuer. Moody's Ratings are not commercial credit ratings. In no case is default or receivership to be imputed unless expressly so stated in the Manual.

**Aaa**

Bonds which are rated Aaa are judged to be of the best quality. They carry the smallest degree of investment risk and are generally referred to as "gilt edged." Interest payments are protected by a large or by an exceptionally stable margin and principal is secure. While the various protective elements are likely to change, such changes as can be visualized are most unlikely to impair the fundamentally strong position of such issues.

**Aa**

Bonds which are rated Aa are judged to be of high quality by all standards. Together with the Aaa group they comprise what are generally known as high grade bonds. They are rated lower than the best bonds because margins of protection may not be as large as in Aaa securities or fluctuation of protective elements may be of greater amplitude or there may be other elements present which make the long-term risk appear somewhat larger than the Aaa securities.

**A**

Bonds which are rated A possess many favorable investment attributes and are to be considered as upper-medium-grade obligations. Factors giving security to principal and interest are considered adequate, but elements may be present which suggest a susceptibility to impairment some time in the future.

**Baa**

Bonds which are rated Baa are considered as medium-grade obligations, (i.e., they are neither highly protected nor poorly secured). Interest payments and principal security appear adequate for the present but certain protective elements may be lacking or may be characteristically unreliable over any great length of time. Such bonds lack outstanding investment characteristics and in fact have speculative characteristics as well.

**Ba**

Bonds which are rated Ba are judged to have speculative elements; their future cannot be considered as well-assured. Often the protection of interest and principal payments may be very moderate, and thereby not well safeguarded during both good and bad times over the future. Uncertainty of position characterizes bonds in this class.

**B**

Bonds which are rated B generally lack characteristics of the desirable investment. Assurance of interest and principal payments or of maintenance of other terms of the contract over any long period of time may be small.

**Caa**

Bonds which are rated Caa are of poor standing. Such issues may be in default or there may be present elements of danger with respect to principal or interest.

**Ca**

Bonds which are rated Ca represent obligations which are speculative in a high degree. Such issues are often in default or have other marked shortcomings.

**C**

Bonds which are rated C are the lowest rated class of bonds, and issues so rated can be regarded as having extremely poor prospects of ever attaining any real investment standing.

**Note:** Moody's applies numerical modifiers, 1, 2 and 3 in each generic rating classification from Aa to B. The modifier 1 indicates that the company ranks in the higher end of its generic rating category; the modifier 2 indicates a mid-range ranking; and the modifier 3 indicates that the company ranks in the lower end of its generic rating category.

Moody's bond ratings, where specified, are applied to senior bank obligations and insurance company senior policyholder and claims obligations with an original maturity in excess of one year. Obligations relying upon support mechanisms such as letters-of-credit and bonds of indemnity are excluded unless explicitly rated. Obligations of a branch of a bank are considered to be domiciled in the country in which the branch is located. Unless noted as an exception, Moody's rating on a bank's ability to repay senior obligations extends only to branches located in countries which carry a Moody's Sovereign Rating for Bank Deposits. Such branch obligations are rated at the lower of the bank's rating or Moody's Sovereign Rating for the Bank Deposits for the country in which the branch is located. When the currency in which an obligation is denominated is not the same as the currency of the country in which the obligation is domiciled, Moody's ratings do not incorporate an opinion as to whether payment of the obligation will be affected by the actions of the government controlling the currency of denomination. In addition, risk associated with bilateral conflicts between an investor's home country and either the issuer's home country or the country where an issuer branch is located are not incorporated into Moody's ratings. Moody's makes no representation that rated bank obligations or insurance company obligations are exempt from registration under the U.S. Securities Act of 1933 or issued in conformity with any other applicable law or regulation. Nor does Moody's represent any specific bank or insurance company obligation is legally enforceable or a valid senior obligation of a rated issuer.

# Municipal Bonds—State and Municipal Issues

ALABAMA		Alabama Judicial Bldg. Auth.		Florence State Univ.		Albertville Water Supply Bd. (cont'd)	
Alabama State of G.O. Music Hall of Fama Authority	Aa	(Judicial Fac. Proj.) dtd. 6-1-90	Aaa	Student fee rev.		Bonds dtd. 3-1-92 (FGIC)	Aaa
Alabama A & M Univ.	Baa	(AMBAC)	A	Bonds dtd. 5-1-70 (escrowed to maturity)		Bonds dtd. 6-1-87 (FGIC)	Aaa
College rev.		Alabama Mental Health Fin. Auth.	A	Jacksonville State Univ.		Alexander City	Baa
Housing & gen. fee rev.		Bonds dtd. 4-1-89 (ins. mat. 5-1-01) (MBIA Corp.)	Aaa	Tuition rev. dtd. 12-1-88 (AMBAC)	Aaa	Bonds dtd. 5-15-85	
(Student Living/Learning Ctr. Proj.) dtd. 11-1-92 (MBIA Corp.)	Aaa	Bonds dtd. 4-1-89 (ins. mat. 5-1-03) (FGIC)	Aaa	Jefferson State Comm. College (Community College Devel. Inc.) cts. of part. ser. 91	Baa	School warr. dtd. 8-1-64 & G.O. school rev. warr. dtd. 10-1-71 (escrowed to maturity)	
Alabama Agric. Devel. Auth.		Bonds dtd. 4-1-89 (ins. mat. 5-1-05) (MBIA Corp.)	Aaa	Mobile Housing Assn. Corp.		Unity rev.	
FMHA gtd. agric. devel. rev.	Con.(Aaa)	Bonds dtd. 4-1-89 (ins. mat. 5-1-06) (FGIC)	Aaa	FHA-insured Mortgage Loans Sec. 8 Assisted. Ser. 90 dtd. 12-15-89	Aaa	Bonds dtd. 2-15-94 (FSA)	Aaa
Alabama Agric. Markets & Coliseum Corp.	A	Alabama Munic. Elec. Auth.		Tennessee Valley Exhibit Commis. Special tax	A	Junior lien	Baa
Alabama Building Renovation Fin. Auth.		Power supply rev. ser. '86A, dtd. 7-1-86, due 9-1-96, & thereafter	A	Troy State Univ.		Alexander City Ind. Devel. Bd. Pollution control rev. (Robinson Foundry Proj.) (S.B.A. gtd.)	Aaa
Lease rental	A	Revs. net	A	General student fee rev.		Andalusia	
Alabama Corr. Institution Fin. Auth.		Bonds dtd. 1-1-92 (MBIA Corp.)	Aaa	Bonds dtd. 8-1-92 (MBIA Corp.)	Aaa	Bonds dtd. 2-1-94 (AMBAC)	Aaa
First mtgs. rev.	A	Series '91A, dtd. 8-15-91 (MBIA Corp.)	Aaa	Series '87A, dtd. 9-1-87 (escrowed to 11-1-95)		Anniston	
Series '93A & B, dtd. 8-1-93 (MBIA Corp.)	Aaa	Series '93A, dtd. 5-1-93 (MBIA Corp.)	Aaa	Series '87B, dtd. 9-1-87 (escrowed to 11-1-95)		Bonds dtd. 4-1-89 (AMBAC)	Aaa
Alabama Higher Ed. Loan Corp.		Alabama Private Colleges & Universities Facilities Auth.		University of Alabama (Birmingham)		Bonds '85 (escrowed to maturity)	
Student loan rev.		College & univ. fac. & equip. loan prog. variable rate demand rev. ser. '85A, dtd. 7-1-85 (FGIC)	Aaa	General rev.	A1	Anniston Wkts. & Sew. Bd.	
Refunding ser. '94A, B, C & D, dtd. 3-1-94 (FSA)	Aaa	(SBPA-Southtrust Bank of Alabama; VMIG expires 7-2-94, conversion, or earlier termination of SBPA)	Aaa/VMIG 1	Series '89 (current int.) dtd. 8-15-89, due 10-1-99-01 & 10-1-09 & (exp. approx.) dtd. 9-27-89, due 10-1-02-08 (escrowed to 10-1-99)	Aaa	Water & sew. rev.	Baa1
Series '86A (LOC-Fuji Bank, Ltd., expiring 3-1-96, or earlier termination of LOC)	A1/VMIG 1	Revenue (Mobile College Proj.) ser. '91A & B (LOC-Amsouth Bank, N.A.)	Aa3	Series '93B	A1/VMIG 1	Bonds dtd. 1-15-93 (AMBAC)	Aaa
Series '87A (LOC-The Fuji Bank, Ltd., expiring 3-1-97, or earlier termination of LOC; VMIG expires upon conversion to fixed rate)	A1/VMIG 1	Alabama Pub. Sch. & Coll. Auth.		General tuition fee rev.		Bonds dtd. 2-1-85 (AMBAC)	Aaa
Series '87B (LOC-The Fuji Bank, Ltd.)	A1	Capital imp.	Aa	Bonds dtd. 1-1-87, due 7-1-94-99 & 7-1-07 (partial mats.) (escrowed to 7-1-96)	Aaa	Bonds dtd. 8-15-86 (AMBAC)	Aaa
Series '92A	A	Bonds dtd. 4-1-86, due 11-1-96-05 (escrowed to 11-1-95)	Aa	Series '87	Aaa	Arab	
Series '92B (LOC-Sumitomo Bank, Ltd., expiring 6-4-97, conversion to fixed rate mode, or earlier termination of LOC)	A1/VMIG 1	Series N, dtd. 5-1-76; O, dtd. 11-1-76; P, dtd. 7-1-77; Q, dtd. 10-1-78 (escrowed to maturity)	Aaa	Medical & ad. foundation student hq. rev.	A1	Bonds dtd. 9-1-91 (AMBAC)	Aaa
Series '93 (rating expires 12-1-96, or earlier conversion)	Aaa/VMIG 1	Refunding dtd. 8-1-85, due 11-1-97-00 (escrowed to 11-1-95)	Aaa	University of Alabama (Huntsville)		Arab Waterworks Bd.	
Alabama Highway Auth.		Alabama Special Care Fac. Fin. Auth. of Montgomery		Aerophysic Research Fac. rev. ser. '91A, dtd. 6-1-91 (MBIA Corp.)	Aaa	Water rev. dtd. 8-15-91 (MBIA Corp.)	Aaa
Series '86 (second lien)	A	Floating rate weekly demand hospital depreciable assets rev. ser. '85 (FGIC) (SCA-Barclays Bank, PLC, expiring 3-1-95, conversion, or earlier termination of liquidity facility)	Aaa/VMIG 1	Bonds dtd. 7-1-82 (MBIA Corp.)	Aaa	Alabama	
Series '90 (third lien)	A1	Hospital fixed equip. & imp. Series '84A, dtd. 7-1-84 (AMBAC)	Aaa/NR	Series '89A, dtd. 11-1-89 (MBIA Corp.)	Aaa	Electric rev. dtd. 6-1-76 (escrowed to maturity)	A
Alabama Hq. Finance Auth.		Series '84B, dtd. 7-1-84 (AMBAC)	Aaa/NR	Series '89B, dtd. 11-1-89 (MBIA Corp.)	Aaa	G.O. warr.	
G.O.	A	Mortgage rev. (Canterbury Court Apts.) dtd. 6-1-83 (MBIA)	Aaa	Series '93A, dtd. 5-1-93 (MBIA Corp.)	Aaa	Bonds dtd. 3-1-94 (AMBAC)	Baa1
Multi-family CD's		Alabama State Bd. of Ed.		Student housing rev.		Bonds dtd. 2-1-93 (AMBAC)	Aaa
FDIC ser. '83E	Aaa	Athens State College rev.		Series '91A, dtd. 6-1-91 (MBIA Corp.)	Aaa	Refunding warrants	
FSLIC ser. '83A	Aaa	Bonds dtd. 3-1-94 (MBIA Corp.)	Aaa	Series '91B, dtd. 6-1-91 (MBIA Corp.)	Aaa	Bonds dtd. 2-1-87 (escrowed to 8-1-96)	
FSLIC ser. '83B	Aaa	John C. Calhoun State Coll. rev. dtd. 1-1-93 (MBIA Corp.)	Aaa	Series '94A, dtd. 2-1-94 (MBIA Corp.)	Aaa	Series '73A, dtd. 2-1-73 (escrowed to maturity)	
FSLIC ser. '83C	Aaa	Revenue (Southern Union State Jr. Coll. rev.) dtd. 7-1-92 (MBIA Corp.)	Aaa	Series '94B, dtd. 2-1-94 (MBIA Corp.)	Aaa	Series '73B, dtd. 2-1-73 (escrowed to maturity)	
FSLIC ser. '83D	Aaa	Alabama State Docks Dept.		University of Alabama (Tuscaloosa)		Atmore	
FSLIC ser. '83F	Aaa	Coal rev.	Baa	Auxiliary rev.	A	Water, gas & sewer rev.	
FSLIC ser. '83G	Aaa	Docks fac. rev.	Baa	Bonds dtd. 10-1-86 (escrowed to 6-1-96)	A	Bonds dtd. 5-1-93 (AMBAC)	Aaa
FSLIC ser. '83H	Aaa	Refunding dtd. 11-1-88 (BIG)	Aaa	Bonds dtd. 12-1-92 (AMBAC)	Aaa	Bonds dtd. 9-1-79 (due 9-1-00-09) (AMBAC)	Aaa
FSLIC ser. '83I	Aaa	Seaport fac. rev. dtd. 11-1-78 (escrowed to maturity)	Aaa	Dormitory rev.	A	Autburn	
FSLIC ser. '83J	Aaa	Alabama State Ind. Devel. Auth.		Series '85	A	Bonds dtd. 5-1-94 (AMBAC)	Aaa
FSLIC ser. '83K	Aaa	Special tax	A	General fee rev.	A1	Autburn Govt. Util. Service Corp. Floating/lead rate wastewater treatment rev. (Merco-Autburn, Ltd. Partnership Proj.) dtd. 12-27-84 (FGIC)	Aaa
Multi-family hq. variable rate demand rev. (Rime VII. Hovser Proj.) ser. '88A (LOC-Amsouth Bank, N.A., expiring 12-29-99, or earlier termination of LOC)	Aa3/VMIG 1	Alabama State Univ.		Bonds dtd. 4-1-93 (AMBAC)	Aaa	Autburn Water Works Bd.	
(Rime VIII. Proj.) ser. '88B (LOC-South Trust Bank of Alabama, expiring 4-10-99, or earlier termination of LOC)	A1/VMIG 1	General tuition fee & adm. rev.	A	Series '83 (escrowed to maturity)	A1	Water rev. Bd.	
Multi-family mtgs. rev. (GMAA coll. Westwood Apts.)	Aaa	Bonds dtd. 5-1-93 (MBIA Corp.)	Aaa	Series A & B (escrowed to maturity)		Bonds dtd. 5-1-93 (ins. mat. 9-1-14 & 9-1-22) (AMBAC)	Aaa
Series '85I (LOC-Alabama Federal Savings & Loan Association)	Aaa	General tuition rev. dtd. 2-1-90 (AMBAC)	Aaa	University of Alabama Bd. of Trustees		Series A, dtd. 9-1-83, due 9-1-94-03 (escrowed to maturity)	
Series '85J (LOC-First Guaranty Bank for Savings)	Aaa	Alabama Water Poll. Control Auth.		University of Alabama Bd. of Trustees		Baldwin Co. Bd. of Ed.	
Series '85K1 & K2 (LOC-Jefferson Federal Savings & Loan Association)	Aaa	Revolving fund loan		University of Alabama Bd. of Trustees		Capital outlay school warrants (5 mil tax) sub. lien	
Series '85Q (LOC-Secor Bank)	Aaa	Bonds dtd. 11-1-93 (AMBAC)	Aaa	Bonds dtd. 8-15-93 (ins. mat. 10-1-01-14) (MBIA Corp.)	Aaa	Bonds dtd. 5-1-90 (AMBAC)	Aaa
Series '85R (LOC-Alabama Federal Savings & Loan Association)	Aaa	Bonds dtd. 8-1-91 (AMBAC)	Aaa	Bonds dtd. 9-1-89, due 10-1-96-01 & 10-1-04 (escrowed to 10-1-99)	Aaa	Special (1 cent sales) tax warrants A	
Series '87B (Serene Valley & Charter East Apt. Proj.) (LOC-Amsouth Bank, N.A., expiring 12-3-97, conversion to fixed rate, or earlier termination of LOC)	Aa3/VMIG 1	Series '90A, dtd. 12-1-90 (AMBAC)	Aaa	Bonds dtd. 9-27-89, due 10-1-05-08 & 9-1-89, due 10-1-14 (MBIA Corp.) (escrowed to 10-1-98)	Aaa	Subordinate lien	A
Single family mtgs. rev. (Coll. Home Mtgs. Rev. Proj.)	Aaa	Series '92A, dtd. 8-15-92 (AMBAC)	Aaa	Series '89C, dtd. 11-1-89; '89D, dtd. 11-1-89; '72E, dtd. 5-1-72 & '76F, dtd. 5-1-76 (escrowed to maturity)	Aaa	Special (55¢ sales) tax warr. A	
Senior rev.		Series '92B, dtd. 12-1-92 (AMBAC)	Aaa	Series '78 (escrowed to maturity)	Aaa	Special warr. dtd. 12-1-84 (AMBAC)	Aaa
Series '84A	Aa1	Autburn University		University tuition fee rev.	Baa1	Baldwin Co. Eastern Shore Hosp. Bd. Thomas Hosp. rev.	
Series '84B	Aa1	Athletic rev.	A	Series '78 (escrowed to maturity)	Baa1	Bonds dtd. 9-1-88 (AMBAC)	Aaa
Series '82A	Aaa	Bonds dtd. 6-1-93 (MBIA Corp.)	Aaa	University of Alabama		Refunding dtd. 9-1-85 (ins. mat. 4-01-11) (AMBAC)	Aaa
Series '82B	A1	General fee rev.	A1	University of North Alabama		Bayou La Batre	
Series '83A	Aaa	Bonds dtd. 10-1-89 (MBIA Corp.)	Aaa	General stud. fee rev.	A	Warrants dtd. 9-1-92 (AMBAC)	Aaa
Series '83B	Aaa	Bonds dtd. 6-1-85 (due 6-1-05) (AMBAC)	Aaa	University of South Alabama		Bessemer	
Series '85A, dtd. 5-1-85 (MBIA)	Aaa	Bonds dtd. 6-1-93 (MBIA Corp.)	Aaa	Hospital & auxiliary rev.		Bonds dtd. 9-1-84 (MBIA)	Aaa
Series '85B, dtd. 5-1-85 (MBIA)	Aaa	Housing & dining rev.	Aaa	Bonds dtd. 10-15-93 (AMBAC)	Aaa	G.O. ref. & imp. warrants dtd. 1-15-93 (AMBAC)	Aaa
Series '86A, dtd. 11-1-86 (MBIA)	Aaa	Bonds dtd. 1-1-87 (MBIA Corp.)	Aaa	Bonds dtd. 5-15-90 (AMBAC)	Aaa	G.O. ref. water warrants dtd. 1-15-93 (AMBAC)	Aaa
Series '91C	Aaa	Bonds dtd. 6-1-93 (MBIA Corp.)	Aaa	Series '68B, dtd. 5-1-68; '69C, dtd. 11-1-69; '69D, dtd. 11-1-69; '72E, dtd. 5-1-72 & '76F, dtd. 5-1-76 (escrowed to maturity)	Aaa	G.O. sch. & ref. warrants dtd. 3-15-92 (AMBAC)	Aaa
Alabama Ind. Access Rd. & Bridge Corp.		Student fac. rev. ser. A	A1	Series '78 (escrowed to maturity)	Aaa	G.O. ser. '92A & B, dtd. 3-15-92 (AMBAC)	Aaa
Capital imp. rev.	A1	University rev. dtd. 10-1-83 (AMBAC)	Aaa	University of Alabama		G.O. water ref. water warr. dtd. 3-1-85 (MBIA)	Aaa

Note: Unless specific issues are shown, ratings apply to all general obligation bonds (exceptions being Indiana and Pennsylvania). Indiana School Building Corporation bonds and Pennsylvania School Authority bonds are payable from annual lease rentals. Moody's ratings are subject to change. Because of the possible time lapse between Moody's assignment or change of a rating and your use of this monthly publication, we suggest you verify the current rating of any security or issuer in which you are interested. For standard abbreviations, see page 3.

\* Refunded; we express no opinion. † Advance refunded issues secured by escrowed funds held in cash, held in trust, or invested in direct non-callable United States government obligations or those non-callable obligations unconditionally guaranteed by the U. S. government. Also deemed an eligible investment are refunded bonds which bear Moody's Aaa rating and meet all other structural criteria. ‡ Full faith and credit of municipality (and county) for which bonds were issued. † Rating applicable to the portion for which FSLIC/FDIC insurance is available-currently up to a maximum of \$100,000 for each bondholder. (Dutch Auction) See limitations and uses for ratings on preceding page.

ALABAMA (cont'd)

Bessemer Medical Clinic Bd. (cont'd)  
 Refunding & imp. rev. ser. '77A, dtd. 6-1-77 (escrowed to maturity) ----- # Aaa

Bessemer Non-Profit Devel. Corp.  
 First mtgs. hag. rev. (Sect. 8 Assist. Elderly Hsg. Proj.)  
 Series '87 ----- A

Birmingham ----- A1

Bonds dtd. 9-1-89 (escrowed to 9-1-99) -----

G.O. ref. ser. '92 (LOC First Alabama Bank) VMIG expires upon conversion of all bds. to term made longer than 3 years) ----- Aa2/VMIG 1

G.O. street imp. warr.  
 Bonds dtd. 3-1-92, due 7-1-12 & 2017 (partial mat.) (escrowed to 1-1-02) -----

G.O. street warr. dtd. 7-1-88, due 7-1-08 & 2013 (escrowed to 6-1-98) -----

G.O. warrants  
 Bonds dtd. 5-1-86, due 5-1-97-16 (escrowed to 5-1-96) -----

General obligation warrants, series '94-A (LOC-First Alabama Bank, expiring upon defeasance or earlier termination of letter of credit) ----- Aa2/VMIG 1

Series '65O-T, '77, '79, '81, '83 & '85 (escrowed to maturity) -----

Series '90A-G, dtd. 4-1-90 (escrowed to 4-1-99) -----

Birmingham Airport Auth.  
 Airport rev.  
 Series '90A & B, dtd. 6-1-90 (AMBAC) ----- Aaa

Series '93A, dtd. 9-15-93 (AMBAC) ----- Aaa

Series '93B, dtd. 9-15-93 (AMBAC) ----- Aaa

Birmingham Downtown Redevel. Auth.  
 Revenue ----- A1

Birmingham Historical Preservation Auth.  
 (Kelly Ingram/Civil Rights Museum Proj.)  
 Bonds dtd. 7-1-91, due 7-1-02-11 (escrowed to 7-1-01) ----- A1

Birmingham Hsg. Devel. Corp.  
 Mortgage rev.  
 (Fair Park) ser. '82B, dtd. 10-1-82 (MBIA) ----- Aaa

(FHA ins. mtgs. lease-Sect. 8 Assist. Proj.)  
 Refunding (Rickwood Apt.) ser. '93C, dtd. 6-1-93 (MBIA Corp.) ----- Aaa

Refunding (Rickwood Manor) ser. '93E, dtd. 6-30-93 (MBIA Corp.) ----- Aaa

Refunding ser. '93A, dtd. 4-30-93 (AMBAC) ----- Aaa

Refunding ser. '93B, dtd. 4-30-93 (MBIA Corp.) ----- Aaa

(Jan Mar) ser. '82A, dtd. 9-1-82 (MBIA) ----- Aaa

(Rickwood) ser. '82B, dtd. 10-1-82 (MBIA) ----- Aaa

Taxable mtgs. rev. (FHA ins. mtgs. lease-Sect. 8 Assist. Proj.)  
 Refunding (Rickwood Apt.) ser. '93D, dtd. 6-1-93 (MBIA Corp.) ----- Aaa

Refunding (Roosevelt Manor) ser. '93F, dtd. 6-30-93 (MBIA Corp.) ----- Aaa

Birmingham Ind. Water Board  
 Industrial water rev.  
 Bonds dtd. 4-1-78 (escrowed to maturity) -----

Refunding dtd. 9-1-87 (BIG) ----- Aaa

Water rev.  
 Series 1, dtd. 7-1-59 (escrowed to maturity) ----- # Aaa

Birmingham Medical Clinic Bd.  
 Baptist Medical Ctrs. rev.  
 Bonds dtd. 5-1-76 (escrowed to maturity) ----- # Aaa

Series '79A & B, dtd. 11-1-79 (escrowed to maturity) ----- # Aaa

East End Mem. Hosp. Assoc.  
 First mtgs. rev. dtd. 1-1-88 (MBIA Corp.) ----- Aaa

Health care fac. dtd. 11-1-82 (escrowed to 7-1-96) ----- # Aaa

Medical clinic rev.  
 Western Medical Sys., Inc. Proj. ser. '90A (LOC-Fuji Bank, Ltd., expiring 2-1-96, conv. to term rate in exc. of 5 yrs., or airt. term of LOC; VMIG exp. conv. to term or fixed in exc. of 3 yrs.) ----- A1/VMIG 1

Birmingham Private Ed. Bldg. Auth.  
 Birmingham Southern College tuition rev. ----- A

Birmingham Pub. Park & Rec. Bd.  
 Legion Field Proj.  
 Revenue dtd. 6-1-90, 8-1-00-15 (escrowed to 8-1-99) ----- A1

Birmingham Public Bldg. Auth.  
 Lease rental ser. '90 ----- A1

Birmingham Spec. Care Fac. Fr. Auth.  
 (Methodist Home for the Aging Proj.) cap. imp. rev.  
 Series '88 (LOC-AmSouth Bank, N.A., expiring 1-10-09, conversion, or earlier termination of LOC) ----- Aa3/VMIG 1

Series '90 (LOC-South Trust Bank of Alabama, expiring 12-1-10, or earlier termination of LOC) ----- A1

(Senior Living Comm., Inc. Proj.) rev. ser. '90A (Baptist Med. Ctrs., (LOC-Fuji) Bank, expiring 9-1-97, conv. to fixed rate or term rate per. in exc. of 5 yrs.; VMIG exp. on conv. to term rate per. in exc. 3 yrs.) ----- A1/VMIG 1

Baptist Medical Ctrs. hosp. rev.  
 Series '86D, dtd. 10-15-86 (MBIA) ----- Aaa

Series '91A, dtd. 1-1-91 (MBIA Corp.) ----- Aaa

Series '93A, dtd. 3-15-93 (MBIA Corp.) ----- Aaa

Series '93B, dtd. 3-15-93 (MBIA Corp.) ----- Aaa

Series A, dtd. 11-1-79 (escrowed to maturity) -----

Children's Hospital rev.  
 Bonds dtd. 7-15-89 (BIG) ----- Aaa

Series '93A, dtd. 5-15-93 (FGIC) ----- Aaa

Series '93B, dtd. 7-1-93 (MBIA Corp.) ----- Aaa

Daughters of Charity Natl. Health Sys.  
 (St. Vincent's Hosp.) hosp. rev. ----- Aa

Series '83 ----- Aa/VMIG 1

Medical Center East rev.  
 Bonds dtd. 10-1-85 (escrowed to 7-1-95) ----- # Aaa

Bonds dtd. 12-1-86 (ins. mat. serial 7-1-91-94 & term 7-1-00 & 2015) (MBIA) ----- Aaa

Bonds dtd. 7-1-91 (MBIA Corp.) ----- Aaa

Birmingham Wks. & Sew. Bd. (form. Wks. Bd.)  
 Water & sew. rev.  
 Bonds dtd. 3-1-90 (escrowed to 1-1-00) -----

Bonds dtd. 7-1-86 (escrowed to 1-1-96) -----

Water rev. ref. dtd. 12-1-85, due 9-1-96-12 -----

Birmingham Wks. Board (now Wks. & Sew. Bd.)  
 Assumed bds. (escrowed to maturity) -----

Water rev.  
 Bonds dtd. 11-1-84 & prior (escrowed to maturity) -----

Birmingham-Jefferson Civic Ctr. Auth.  
 Capital outlay special tax (occupational license tax) ----- A

Special tax (Sales, tobacco, lodging) dtd. 12-1-92 (MBIA Corp.) ----- Aaa

Refunding & capital outlay dtd. 8-1-86 (MBIA) ----- Aaa

Refunding dtd. 4-1-84 (MBIA) ----- Aaa

Series '78 (escrowed to maturity) -----

Birmingham-North Medical Clinic Bd.  
 Carraway Methodist Hospital rev.  
 Bonds dtd. 3-1-78 (escrowed to maturity) ----- # Aaa

Series '91A, dtd. 6-1-91 (ins. mat. 7-1-92-02) (AMBAC) ----- Aaa

Carraway Methodist Med. Ctr.  
 Health care fac. mtgs. rev.  
 Bonds dtd. 12-1-85 (AMBAC) ----- # Aaa

Bonds dtd. 6-15-72 (escrowed to maturity) ----- # Aaa

Boaz Bd. of Water & Sew. Comm.  
 Water & sew. rev.  
 Bonds dtd. 3-1-83 (AMBAC) ----- Aaa

Bonds dtd. 3-1-87 (AMBAC) ----- Aaa

Boaz Elderly Hsg. Corp.  
 Housing dtd. 9-1-82 (MBIA) ----- Aaa

Housing devel. rev. (Sect. 8 Assist. Proj.) ser. '78 ----- A

Brewton  
 Butler Co. Water Auth.  
 Water rev. dtd. 6-1-88 (AMBAC) ----- Aaa

Calhoun County  
 Bonds dtd. 5-1-90 (AMBAC) ----- Aaa

Bonds dtd. 5-1-83 (MBIA Corp.) ----- Aaa

Calhoun Co. Water & Fire Protection Auth.  
 Water rev. dtd. 10-1-92 (AMBAC) ----- Aaa

Central Elmore Water Auth.  
 Water rev.  
 Bonds dtd. 11-1-93 (AMBAC) ----- Aaa

Bonds dtd. 4-1-91 (AMBAC) ----- Aaa

Bonds dtd. 7-1-88 (AMBAC) ----- Aaa

Chilton Water & Fire Protection Auth.  
 Water rev.  
 Bonds dtd. 2-1-93 (AMBAC) ----- Aaa

Citronelle  
 Water & sew. util. & gas rev. dtd. 12-1-78 & 6-1-79 (escrowed to maturity) -----

Colbert County  
 Northwest Alabama Health Care Auth.  
 Helen Keller Hosp. rev. ----- Aaa

Colbert Co. Hosp. Bd.  
 Helen Keller Hosp. rev. dtd. 6-1-79 (escrowed to maturity) ----- # Aaa

Colbert Co.-Northwest Alabama Health Care Auth.  
 Taxable spec. oblig. dtd. 6-1-93 (escrowed to maturity) ----- # Aaa

Cullman County  
 Bonds dtd. 5-1-93 (AMBAC) ----- Aaa

Cullman  
 Water rev.  
 Bonds dtd. 10-1-86 (AMBAC) ----- Aaa

Warrants dtd. 10-1-83 (AMBAC) ----- Aaa

Warrants dtd. 10-1-92 (ins. mat. due 10-1-12) (AMBAC) ----- Aaa

Warrants ser. '93A, dtd. 6-1-93 (AMBAC) ----- Aaa

Warrants ser. '94A, dtd. 1-1-94 (AMBAC) ----- Aaa

Water rev. warrants ----- A

Cullman County  
 Series '93B & C, dtd. 5-1-93 (AMBAC) ----- Aaa

Water rev.  
 Bonds dtd. 3-1-91 (MBIA Corp.) ----- Aaa

Bonds dtd. 5-1-88 (FGIC) ----- Aaa

Bonds dtd. 8-1-89 (FGIC) ----- Aaa

Cullman Medical Clinic Bd.  
 Cullman Med. Park South Cullman Regional Medical Center hosp. rev. ----- Baa

Cullman Util. Bd.  
 Electric rev.  
 Bonds dtd. 11-1-93 (AMBAC) ----- Aaa

Water rev.  
 Senior Inn ----- A

Subordinate lien  
 Bonds dtd. 12-1-86 (MBIA) ----- Aaa

Bonds dtd. 12-1-88 (MBIA Corp.) ----- Aaa

Cullman-Jefferson Co. Gas Dist.  
 Gas rev.  
 Bonds dtd. 2-1-90 (AMBAC) ----- Aaa

Bonds dtd. 3-1-93 (AMBAC) ----- Aaa

Curry Water Auth.  
 Water rev.  
 Bonds dtd. 5-1-88 (FGIC) ----- Aaa

Bonds dtd. 9-1-93 (AMBAC) ----- Aaa

Daphne  
 Bonds dtd. 4-1-93 (AMBAC) ----- Aaa

Daphne Spec. Care Fac. Auth.  
 First mtgs. rev.  
 Series '85A, dtd. 7-1-85 (escrowed to 8-15-01) ----- # Aaa

Series '85A, dtd. 10-31-88 (escrowed to maturity) ----- # Aaa

Series '88B, dtd. 10-31-88 (escrowed to maturity) ----- # Aaa

Second mtgs. rev. dtd. 7-1-85 (escrowed to 8-15-06) ----- # Aaa

Daphne Util. Bd.  
 Water, gas & sew. rev.  
 Bonds dtd. 6-1-93 (AMBAC) ----- Aaa

Series '90A, dtd. 6-1-90 (FGIC) ----- Aaa

DCH Health Care Auth.  
 (DCH Regional Med. Ctr.) hosp. rev. A1

Bonds dtd. 8-15-91 (MBIA Corp.) ----- Aaa

Series '93A, dtd. 3-1-93 (MBIA Corp.) ----- Aaa

Hospital rev.  
 Bonds dtd. 6-1-87 (MBIA Corp.) ----- Aaa

Deatsville  
 G.O. (Public Market ser.) ----- A1

Gas & water rev. ----- A1

Sewer rev. ----- A1

Water rev. warr. ----- A1

Demopolis  
 G.O. warr.  
 Bonds dtd. 12-1-93 (AMBAC) ----- Aaa

Bonds dtd. 6-1-91 (MBIA Corp.) ----- Aaa

Bonds dtd. 9-1-85 (AMBAC) ----- Aaa

Refunding dtd. 11-1-86 (AMBAC) ----- Aaa

Demopolis Housing Development Corp.  
 Multi-family hag. rev. rev. (FHA ins. Mtgs. Lease-Sect. 8 Assist. Proj.) ser. '90A & B, dtd. 6-15-90 (Capital Guaranty) ----- Aaa

Dothan  
 Bonds dtd. 4-1-78, 5-1-79 & 3-1-83 (escrowed to maturity) ----- # Aaa

G.O. warrants  
 Bonds dtd. 2-1-84 (escrowed to 3-1-07) -----

Bonds dtd. 9-1-85 (escrowed to 9-1-95) -----

Series '93A, dtd. 9-1-93 (escrowed to maturity) ----- # Aaa

Dothan Assisted Hag. Corp.  
 First mtgs. hag. rev. (Sect. 8 Assist. Elderly Proj.) ----- A

Series '88 ----- A

Douglas Wtr. & Fire Protection Auth.  
 Water rev.  
 Bonds dtd. 6-1-93 (AMBAC) ----- Aaa

East Alabama Health Care Auth.  
 Health care fac. rev.  
 Bonds dtd. 10-1-86 (ins. mat. 9-1-90-01) (MBIA) ----- Aaa

Tax antic. dtd. 1-1-93 (MBIA Corp.) ----- Aaa

Tax antic. dtd. 4-15-91 (MBIA Corp.) ----- Aaa

Tax antic. ser. '94A, dtd. 1-1-94 (MBIA Corp.) ----- Aaa

Eastland Hsg. Corp.  
 First mtgs. lease-Sect. 8 ----- A

Enterprise Hsg. Devel. Corp.  
 Bonds dtd. 12-1-93 (AMBAC) ----- Aaa

Enterprise Hsg. Devel. Corp.  
 Mortgage rev. ref. (FHA ins. mtgs. lease-Sect. 8) ser. '93A, dtd. 5-1-93 (MBIA Corp.) ----- Aaa

Taxable mtgs. rev. rev. (FHA ins. mtgs. lease-Sect. 8) ser. '93B, dtd. 5-1-93 (MBIA Corp.) ----- Aaa

Escambia County  
 Bonds dtd. 12-1-89 (AMBAC) ----- Aaa

Bonds dtd. 7-1-93 (AMBAC) ----- Aaa

Eufaula Wks. & Sewer Bd.  
 Revenue ----- Baa

Bonds dtd. 3-1-93 (AMBAC) ----- Aaa

Eufaula Ind. Devel. Bd.  
 Pollution control rev. (Alabama Power Co. Greene Co. Plant Proj.) ser. '93B, dtd. 4-15-93 (MBIA Corp.) ----- Aaa

Fairfield  
 Bonds dtd. 12-1-92 (AMBAC) ----- Aaa

Bonds dtd. 4-1-94 (AMBAC) ----- Aaa

Bonds dtd. 6-1-89 (AMBAC) ----- Aaa

Florence  
 Electric rev. ----- A1

G.O. warr. dtd. 3-1-78 & 8-1-79 (escrowed to maturity) -----

Gas rev. ----- A

Series '94AAB, dtd. 1-15-94 (AMBAC) ----- Aaa

Florence Bd. of Wtr. & Sew. Commis.  
 Water & sew. rev.  
 Bonds dtd. 7-1-77 (escrowed to maturity) ----- # Aaa

Foley Ind. Devel. Bd.  
 Variable rate demand rev. (Vulcan, Inc. Proj.) (LOC-AmSouth Bank, N.A., expiring 12-15-00) ----- Aa3/VMIG 1

Foley Utilities Bd.  
 Utility rev. ----- A1

Bonds dtd. 11-1-84, due 1998-07 (escrowed to 11-1-94) -----

Fort Deposit Leased Housing Corp.  
 First mtgs. ser. '73 ----- A

Fort Payne  
 Bonds dtd. 7-1-89, 10-1-72, 8-1-77, 3-1-77 (escrowed to maturity) ----- # Aaa

Warrants dtd. 5-1-78 (escrowed to maturity) ----- # Aaa

Water rev.  
 Bonds dtd. 4-15-91 (MBIA Corp.) ----- Aaa

Bonds dtd. 7-1-84 (MBIA) ----- Aaa

Refunding dtd. 11-1-85 (MBIA) ----- Aaa

Fort Payne Imp. Auth.  
 Electric rev.  
 Subordinate lien  
 Bonds dtd. 11-1-81 -----

Bonds dtd. 2-1-90 (AMBAC) ----- Aaa

Bonds dtd. 3-15-93 (AMBAC) ----- Aaa

Bonds dtd. 4-1-88 (AMBAC) ----- Aaa

Refunding dtd. 5-1-83 (AMBAC) ----- Aaa

Fort Payne Ind. Devel. Bd.  
 Variable rate demand (Brookwood Corp.) (LOC-AmSouth Bank, N.A., expiring 12-15-97) ----- Aa3/VMIG 1

Gadsden  
 Bonds dtd. 10-1-85 (AMBAC) ----- Aaa

Bonds dtd. 3-1-88 (AMBAC) ----- Aaa

School warr. ----- Baa1

Series 1994-A, dtd. 6-1-94 (AMBAC) ----- Aaa

Gadsden East Med. Clinic Bd.  
 Baptist Hosp. of Gadsden, Inc. first mtgs. rev. ser. '92A, dtd. 2-1-92 (escrowed to 2-1-01) -----

Gadsden Housing Devel. Corp.  
 Multifamily hag. rev. rev. (FHA ins. mtgs. lease-Sect. 8 Assist. Proj.) ser. '91A & B ----- Aa

Gadsden Medical Clinic Bd.  
 Baptist Memorial Hospital of Gadsden hosp. rev.  
 Series '83 & '77 (escrowed to maturity) -----

Gadsden Wks. & Sew. Bd.  
 Bonds dtd. 10-1-77 (escrowed to maturity) ----- # Aaa

Water & sew. rev. ----- A

Greenville  
 Bonds dtd. 10-1-89 (AMBAC) ----- Aaa

Bonds dtd. 7-1-93 (AMBAC) ----- Aaa

Greenville Waterworks & Sewer Bd.  
 Water & sew. rev.  
 Bonds dtd. 7-1-88 (AMBAC) ----- Aaa

Bonds dtd. 8-1-92 (AMBAC) ----- Aaa

Guntersville  
 G.O. warr. ser. '77 (escrowed to maturity) ----- Baa1

Guntersville Wks. & Sewer Bd.  
 Water & sew. rev.  
 Bonds dtd. 7-1-88 (FGIC) ----- Aaa

Bonds dtd. 7-1-93 (AMBAC) ----- Aaa

Hartselle  
 Bonds dtd. 8-1-93 (AMBAC) ----- Aaa

Hartselle Utility Bd.  
 Spec. oblig. dtd. 4-1-77 (escrowed to maturity) ----- # Aaa

Water & sew. rev. ser. '77 ----- # Aaa

Home D. Cobb Memorial Hosp. Bd. rev.

NOTES: For footnotes see page 426. Moody's rating is subject to change. Because of the possibilities gaps between Moody's assignment or change of a rating and your use of this monthly publication, we suggest you verify the current rating of any security exposure in which you are interested. For standard abbreviations, see page 426.



ALABAMA (cont'd)	
Homer D. Cobb Memorial Hosp. Bd. (cont'd)	
Homer D. Cobb Mem. Hosp. (now Phenix Msd. Park Hosp.)	Cas
Homewood	Aa
G.O. ref. school warr. dtd. (escrowed to maturity)	Aaa
G.O. ref. sew. warr. dtd. (escrowed to maturity)	Aaa
G.O. ref. warr. dtd. (escrowed to maturity)	Aaa
School bldg. warr. dtd. (escrowed to maturity)	Aaa
Homewood Bd. of Ed.	
Limited tax warrants (Second lien-9.6 mill tax) (now first lien)	Aa
(Third lien-9.6 mill tax) (now second lien)	Aa
Homewood Ed. Bldg. Auth.	
Educational fac. rev. (Samford University)	A
Weekly/ed. rate ser. '90 (LOC-Dai-ichi Kangyo Bank, expiring 6-11-95, or earlier termination of LOC; VMIG expires upon conversion to an adjusted rate on excess of 3 years)	A1/VMIG 1
Hoover	A
Bonds dtd. 5-1-87 (ins. mat. 5-1-05) (AMBAC)	Aaa
Bonds dtd. 9-1-93 (AMBAC)	Aaa
G.O. warrants	
Bonds dtd. 9-1-88, due 9-1-97-08 (escrowed to 9-1-95)	
Series '90A & B, dtd. 9-1-90 (AMBAC)	Aaa
Hoover Bd. of Ed.	
Bonds dtd. 12-1-91 (AMBAC)	Aaa
14 mill tax ser. '93C & D, dtd. 8-1-93 (AMBAC)	Aaa
2.1 mill tax ser. '93B, dtd. 8-1-93 (AMBAC)	Aaa
5.4 mill tax ser. '93A, dtd. 8-1-93 (AMBAC)	Aaa
Houston County	A1
Series '89A, dtd. 6-1-89, due 7-1-98-04 (escrowed to 7-1-96)	
Series '89B, dtd. 6-1-89, due 7-1-98-04 (escrowed to 7-1-96)	
Houston Co. Health Care Authority	
Southeast Alabama Medical Center hosp. rev.	
Bonds dtd. 6-1-93 (MBIA Corp.)	Aaa
Bonds dtd. 8-1-92 (MBIA Corp.)	Aaa
Houston Co. Hosp. Bd.	
Southeast Alabama Med. Ctr.	
Bonds dtd. 10-1-89 (ins. mat. 10-1-19) (MBIA Corp.)	Aaa
Bonds dtd. 4-1-84 (escrowed to maturity)	
Hospital tax antic. & rev. ref. dtd. 7-1-77 (escrowed to maturity)	Aaa
Tax antic. & rev. ref. dtd. 6-1-78 (escrowed to maturity)	Aaa
Huntsville	
Bonds dtd. 2-1-94 (AMBAC)	Aaa
Huntsville	Aa
Electric rev.	Aa
G.O. school warrants	
Bonds dtd. 8-1-88 (escrowed to 8-1-96)	Aaa
G.O. warrants	
Series '87-A, dtd. 8-1-87 (escrowed to 8-1-97)	Aaa
Series '87-B, dtd. 8-1-87 (escrowed to 8-1-97)	Aaa
Natural gas rev.	Aa
Sewer warr.	A
Water rev.	
All ser. prior to '85 (escrowed to maturity)	Aaa
Bonds dtd. 4-1-93 (AMBAC)	Aaa
Bonds dtd. 6-1-88 (AMBAC)	Aaa
Refunding warr. dtd. 5-1-85 (escrowed to 5-1-95)	Aaa
Huntsville Health Care Auth.	
Health care fac. rev.	
Series '88A, dtd. 3-1-88 (MBIA Corp.)	Aaa
Series '88B, dtd. 3-1-88 (MBIA Corp.)	Aaa
Series '91A (LOC-Sarwa Bank, Ltd., expiring 4-16-96, or earlier termination of LOC; VMIG expires upon determination of term mode longer than 3 years)	Aa3/VMIG 1
Series '92A, dtd. 5-1-92 (MBIA Corp.)	Aaa
Series '92B (MBIA Corp.) (LOC-AmSouth Bank, N.A., expiring 6-1-95, conversion to term, or earlier termination of LOC)	Aaa/VMIG 1
Health care fac. rev. Bds.	
Series '94A, dtd. 5-28-94 (MBIA Corp.) (SBPA: AmSouth Bank; VMIG expires 6/1/99, upon conversion or earlier termination of SBPA)	Aaa/VMIG 1
Huntsville Solid Waste Disp. Auth.	
Solid waste disp. & resource rec. rev.	
Bonds dtd. 7-15-90 (FGIC)	Aaa
Series '88 (FGIC)	Aaa

Huntsville-Madison Co. Airport Auth.	
Airport rev.	
Bonds dtd. 6-1-91 (FGIC)	Aaa
Series '89A, dtd. 6-15-89 (FGIC)	Aaa
Series '89B & C, dtd. 7-15-89 (FGIC)	Aaa
Jacksonville State Univ.	
Tuition rev.	
Bonds dtd. 10-1-93 (AMBAC)	Aaa
Jacksonville Waterworks, Gas & Sew. Bd.	
Water, gas & sew. rev.	
Subordinate lien	Baa
Subordinate lien dtd. 3-1-92 (AMBAC)	Baa1
Jasper	
Bonds dtd. 4-1-92 (AMBAC)	Aaa
Capital imp. warr. dtd. 8-1-77 (escrowed to maturity)	Aaa
Refunding & cap. imp. warr. dtd. 8-1-77 (escrowed to maturity)	Aaa
Jasper Medical Clinic Bd.	
Walker Reg. Med. Ctr. hosp. rev.	Baa1
Jasper Utilities Bd.	
Water, gas & sew. rev.	
Bonds dtd. 10-1-88 (AMBAC)	Aaa
Bonds dtd. 6-1-85 (AMBAC)	Aaa
Jefferson County	A1
G.O. tax pledge warrants ser. '89B, dtd. 12-1-85, due 4-1-98-07 (escrowed to 4-1-95)	
G.O. warrants	
Bonds dtd. 10-1-89, due 4-1-00-09 (escrowed to 4-1-99)	
Bonds dtd. 12-1-90, due 4-1-07-10 (escrowed to 10-1-00)	
Bonds dtd. 12-1-90, due 4-1-98-00 (escrowed to maturity)	
Series '92 (ins. mat. 4-1-98-01 & 2003-07) (MBIA Corp.)	Aaa
Sanitary sew. constr. warr.	
Bonds dtd. 6-1-78 (escrowed to maturity)	Aaa
Series '77A, dtd. 7-1-77 (escrowed to maturity)	Aaa
Series '84 (escrowed to maturity)	Aaa
Series '88 (ins. mat. 4-1-00) (AMBAC)	Aaa
Sewer rev. warrants	A1
Dated 11-15-88 (escrowed to 9-1-98)	
Dated 3-1-93 (MBIA Corp.)	Aaa
Sewer warr. ser. '64 rd. tax (0.7 mill tax)	A1
Jefferson Co. Assisted Hag. Corp. Refunding mtgs. hag. rev. (Spring Gardens Proj.) (Sect. 8 Assist.) ser. '91	A
Jefferson Co. Bd. of Ed.	
Capital outlay warrants (8.8 mill tax)	
Bonds dtd. 9-1-93 (ins. mat. 2-15-95-08, term 2-15-10 & 2012) (AMBAC)	Aaa
Lauderdale County	A
Lauderdale Co. & City of Florence Public Hosp. Bd.	
Eliza Coffee Memorial Hosp. rev.	A
Bonds dtd. 12-1-85 (escrowed to 12-1-95)	Aaa
Refunding dtd. 5-1-77 (escrowed to maturity)	Aaa
Series '91A, dtd. 9-1-91 (MBIA Corp.)	Aaa
Series '91B, dtd. 9-1-91 (MBIA Corp.)	Aaa
LCM Housing Assiat. Corp. Multi-family hag. rev. ser. '90A & B (FHA ins. mtgs. loan-Sect. 8 Assist. Proj.)	Aa
Lee County	A1
Lee Co. Hospital Bd. (now East Alabama Health Care Auth.)	
Hospital rev. dtd. 1-1-74, 10-1-77 & 8-1-80 (escrowed to maturity)	Aaa
Leads	
Bonds dtd. 12-15-93 (AMBAC)	Aaa
Limestone Co. Bd. of Ed.	
1% sales & use tax	Baa1
Series '83 & '88	Baa1
Series '93 & '94	Baa1
Limestone Co. Water Auth.	
Water rev.	
Bonds dtd. 1-1-94 (FGIC)	Aaa
Bonds dtd. 10-15-86 (escrowed to 5-15-96)	Aaa
Series '88 (FGIC)	Aaa
Livingston Hag. Devel. Corp.	
Mortgage rev.	
(FHA ins. mtgs. loans-Livingston Meadows Apts.-Sect. 8 Assist. Proj.)	
Series '93A, dtd. 4-1-93 (MBIA Corp.)	Aaa
Series '93B, dtd. 4-1-93 (MBIA Corp.)	Aaa
Series '82A, dtd. 8-1-82 (MBIA Corp.)	Aaa
Madison	A1
Water & wastewater board rev.	A
Madison County (Alabama SRT) wtr. & sew. dtd. 7-1-93 (AMBAC)	Aaa

Madison County (cont'd)	
Series '80B, dtd. 1-1-80 (MBIA Corp.)	Aaa
Madison Co. Bd. of Ed.	
Capital outlays antic. warr. ser. 9-1-13-14 (AMBAC)	Aaa
Sales & use tax rev. (1/2 cent) 1.5 mill tax ser. '86B	A
4 mill tax	A
Series '86A (sr. lien)	A1
Series '92 (sub. lien)	A1
(Senior lien) ser. '78	A1
(Subordinate lien)	
Series '86C, dtd. 6-1-86 (escrowed to 3-1-96)	
Series '93C	A1
Marshall County	
Bonds dtd. 7-1-91 (AMBAC)	Aaa
Bonds dtd. 7-1-93 (AMBAC)	Aaa
Series '90A, dtd. 1-1-90 (AMBAC)	Aaa
Series '90B, dtd. 1-1-90 (AMBAC)	Aaa
Marshall Co. Gas Dist.	
Gas rev.	
Bonds dtd. 1-1-94 (MBIA Corp.)	Aaa
Bonds dtd. 8-1-89 (AMBAC)	Aaa
Marshall Co. Health Care Auth.	
Boaz-Albertville Med. Ctr. hosp. rev.	Baa
Bonds dtd. 5-1-92 (MBIA Corp.)	Aaa
Guntersville-Arab Med. Ctr. hosp. rev.	Baa
Midfield	
Bonds dtd. 10-1-84 (AMBAC)	Aaa
Mobile	A
Bonds dtd. 10-1-90 (AMBAC)	Aaa
Bonds dtd. 10-1-92 (MBIA Corp.)	Aaa
Bonds dtd. 11-1-82 (escrowed to maturity)	
Bonds dtd. 12-1-83 (MBIA)	Aaa
Bonds dtd. 4-15-78 (escrowed to maturity)	
Bonds dtd. 8-1-78 & 6-1-79 (escrowed to maturity)	Aaa
Bonds dtd. 8-15-86 (MBIA)	Aaa
Capital imp. warr.	
Bonds dtd. 11-1-74 (escrowed to maturity)	Aaa
Mobile Airport Auth.	
Airport rev.	Cor.(Baa)
Mobile Bd. of Wtr. & Sew. Comm.	
Subordinate lien	
Series '85A, dtd. 11-1-85 (escrowed to maturity)	Aaa
Water & sewer rev.	A
Bonds dtd. 9-1-93 (AMBAC)	Aaa
Refunding ser. '85A, dtd. 11-1-85 (FGIC) (escrowed to 1-1-96)	Aaa
Refunding ser. '86B, dtd. 9-1-86 (FGIC)	Aaa
Refunding ser. '87A, dtd. 7-1-87, due 1-1-07 & 1-1-09	
Series '74L, dtd. 7-1-74; '76M, dtd. 7-1-76; '77O, dtd. 7-1-77; '81P, dtd. 2-1-81 & '76, etc. 7-1-76 (escrowed to maturity)	Aaa
Series '85A, dtd. 2-1-86 (FGIC)	Aaa
Mobile County	A1
Bonds dtd. 12-15-91 (ins. mat. 2-1-07-11) (MBIA Corp.)	Aaa
Gas tax antic. warr. (Four cents tax) dtd. 12-15-93 (AMBAC)	Aaa
(Seven cents tax) dtd. 1-1-94 (AMBAC)	Aaa
Road bridge & bldg. tax (escrowed to maturity)	
Mobile Co. Bd. of Sch. Comm.	
Special ind. tax (6 mil)	Ba
Mobile Co. Hosp. Board	
First lien	Baa1
Second lien	Baa1
Mobile Co. Water-Fire Protection Auth.	
Revenue ref. dtd. 7-1-93 (FGIC)	Aaa
Revenue ser. '90 (FGIC)	Aaa
Mobile Housing Assiat. Corp.	
Multi-hag. rev. ser. '90C & D (FHA ins. mtgs. loan-Sect. 8 Assist. Proj.)	Aa
Multi-family hag. rev.	
Refunding ser. '92A & B (FHA ins. mtgs. loan-Moritz Road Apts. Sect. 8 Assist. Proj.)	Aa
Series '90A & B (FHA ins. mtgs. loan-Sect. 8 Assist. Proj.) dtd. 6-15-90 (Capital Guaranty)	Aaa
Mobile Public Wtrg. Auth.	
City Hall bldg. rev.	
Bonds dtd. 10-1-83 (MBIA) (escrowed to maturity)	Aaa
Mobile Special Care Fac. Fin. Auth.	
Daughters of Charity Natl. Health Sys. (Providence Hosp.) hosp. rev.	Aa
Series '84	Aa/VMIG 1
Montgomery	A1
Montgomery BMC Special Care Fac. Fin. Auth.	
Baptist Med. Ctr. hosp. rev.	A
Series '89 (FGIC)	Aaa
Series '91A, dtd. 1-1-92 (FGIC)	Aaa
Series '92B, dtd. 3-1-92 (FGIC)	Aaa

Montgomery BMC Special Care Fac. Fin. Auth.	
Series '94/ (LOC-AmSouth Bank, expiring 12-31-02, or earlier termination of LOC)	Aa3/VMIG 1
Montgomery County	A1
Bonds dtd. 4-1-86 (MBI)	Aaa
G.O. warr. dtd. 9-1-91, due 11-1-03-09 (escrowed to 11-1-98)	
Montgomery Downtown Redevel. Auth.	
Mortgage rev. (State of Alabama Proj.)	
Bonds dtd. 2-15-88 (BIG)	Aaa
Bonds dtd. 8-1-92 (MBIA Corp.)	Aaa
Taxable cap. imp. rev. Series '94A, dtd. 2-1-94 (MBIA Corp.)	Aaa
Montgomery Hag. Devel. Corp.	
Mortgage rev. dtd. 10-1-82 (MBIA)	Aaa
Montgomery Medical Clinic Bd.	
Jackson Hosp. & Clinic hosp. rev.	A
Series '85A, dtd. 10-1-85 (escrowed to 3-1-95)	
Montgomery Special Care Fac. Fin. Auth.	
Daughters of Charity Natl. Health Sys. (St. Margaret's Hosp.) hosp. rev.	Aa
Series '83	Aa/VMIG 1
Variable rate rev. (VHA-HELP) Series '85E (AMBAC)	Aaa/NR
Series '85F (AMBAC)	Aaa/NR
Series '85G (AMBAC)	Aaa/NR
Series '85H (AMBAC)	Aaa/NR
Montgomery Wtrg. & San. Sew. Bd.	
Water & sew. rev.	A1
Bonds dtd. 12-1-83 (MBIA Corp.)	Aaa
Bonds dtd. 5-1-84 (escrowed to 9-1-96)	Aaa
Bonds dtd. 5-1-86 (MBIA)	Aaa
Bonds dtd. 5-1-90 (escrowed to 3-1-00)	
Morgan County	A
Morgan Co. Bd. of Ed.	
Tax antic. warrants (1% sales tax) 7.3 mill spec. tax (First lien)	A
(Second lien)	A
Morgan Co. Decatur Health Care Auth.	
Decatur General Hosp. rev.	A
Refunding dtd. 3-1-89, due 3-1-13 (partial mat.) (escrowed to 3-1-99)	
Mountain Brook Bd. of Ed.	
10.6 mill special tax warr.	Aa
18.5 mill special tax warr.	Aa
Muscle Shoals	
Bonds dtd. 10-15-93 (AMBAC)	Aaa
Bonds dtd. 6-1-84 (AMBAC)	Aaa
Bonds dtd. 6-26-84 (AMBAC)	Aaa
Bonds dtd. 8-1-91 (AMBAC)	Aaa
G.O. sch. warr. dtd. 8-15-61 & 8-1-86 (escrowed to maturity)	Aaa
G.O. special warr. dtd. 2-1-77 (escrowed to maturity)	Aaa
G.O. warr. dtd. 10-1-64 & 3-1-74 (escrowed to maturity)	Aaa
Warrants dtd. 2-1-77 (escrowed to maturity)	Aaa
Muscle Shoals Util. Bd.	
Water & sew. rev.	
Bonds dtd. 4-1-91 (AMBAC)	Aaa
Bonds dtd. 4-1-94 (FSA)	Aaa
North Central Alabama Leased Hag. Corp.	
First mtgs. lease rental	A
Hartselle Proj.	A
Northwest Alabama Leased Hag. Corp.	
First mtgs. ser. '75	A
Northwest Alabama Water, Sewer & Fire Protection Dist.	
Water rev.	
Bonds dtd. 3-1-93 (AMBAC)	Aaa
Bonds dtd. 3-15-91 (AMBAC)	Aaa
Bonds dtd. 5-1-81 (AMBAC)	Aaa
Bonds dtd. 9-1-91 (AMBAC)	Aaa
Northport	
Bonds dtd. 11-1-92 (AMBAC)	Aaa
Bonds dtd. 6-1-87 (FGIC)	Aaa
Series '88 (FGIC)	Aaa
Northwest Alabama Gas Dist.	
Natural gas rev. dtd. 10-1-64 (escrowed to maturity)	Aaa
Revenue dtd. 1-1-77 (escrowed to maturity)	Aaa
Opelika	A1
Electric rev.	A
G.O. ref. warr. dtd. 4-1-87 (ins. term mat. 2003) (BIG)	Aaa
Series '93A & B, dtd. 12-15-93 (AMBAC)	Aaa
Opelika Waterworks Bd.	
Water rev.	A
Bonds dtd. 4-1-93 (AMBAC)	Aaa
Bonds dtd. 5-1-86, due 6-1-03 (partial mat.) & 6-1-04-11 (escrowed to 12-1-95)	
Series '78 (escrowed to maturity)	
Opp Utilities Bd.	
Electric, wtr. & sew. rev.	

NOTE: For footnotes see page 426. Moody's rating are subject to change. Because of the possible time lapse between Moody's assignment or change of a rating and your use of this monthly publication, we suggest you verify the current rating of any security or issuer in which you are interested. For standard abbreviations, see page 3.

**ALABAMA (cont'd)**

**Opp Utilities Bd. (cont'd)**

Bonds dtd. 1-1-93 (PMBAC) --- Aaa  
 Bonds dtd. 10-1-85 (AMBAC) --- Aaa  
 Refunding dtd. 3-1-85 (AMBAC) --- Aaa  
 Series A, dtd. 3-1-76 (MBIA) --- Aaa  
 Series B, dtd. 3-1-76 (MBIA) --- Aaa

**Oxford**

Bonds dtd. 1-1-93 (AMBAC) --- Aaa  
 School warr. dtd. 8-1-75 (escrowed to maturity) --- Aaa

**Oxford Waterworks Bd.**

Sewer rev. --- Aaa  
 Bonds dtd. 9-1-93 (MBIA Corp.) --- Aaa

**Ozark Public Bldg. Auth.**

First mtge. bldg. rev. --- Aaa  
 Bonds dtd. 12-1-76 (escrowed to maturity) --- Aaa

**Ozark Utilities Bd.**

Water & sew. rev. --- Baa1  
 Bonds dtd. 4-15-93 (AMBAC) --- Aaa  
 Bonds dtd. 9-1-86 (escrowed to 9-1-95) --- Aaa

**Parrish Ind. Devel. Bd.**

Pollution control rev. (Alabama Power Co. Proj.) --- Aaa  
 Bonds dtd. 1-1-94 (MBIA Corp.) --- Aaa  
 Series C (MBIA Corp.) --- Aaa

**Pelham**

Bonds dtd. 11-1-92 (AMBAC) --- Aaa  
 Bonds dtd. 8-1-91 (ins. mat. 8-1-15) (AMBAC) --- Aaa

**Pelham Governmental Util. Serv. Corp.**

Wastewater treatment & collection rev. dtd. 12-1-85 (FGIC) --- Aaa

**Phenix**

Bonds dtd. 9-15-93 (AMBAC) --- Aaa

**Phenix City**

Bonds dtd. 3-1-88 (AMBAC) --- Aaa  
 Bonds dtd. 3-1-93 (AMBAC) --- Aaa  
 Bonds dtd. 5-1-94 (MBIA Corp.) --- Aaa  
 Subordinated water & sew. rev. warr. ser. '87 --- Aaa

**Water & sew. rev. dtd. 10-15-91 (AMBAC) --- Aaa**

**Piedmont**

Electric rev. warr. dtd. 1-1-90 (AMBAC) --- Aaa

**Port City Medical Clinic Bd.**

Mobile Infirmary Medical Center rev. ser. '92A (LOC-Fuji Bank Ltd. & Mitsubishi Bank, rating expires 2-17-95, conv. in whole to term rate of 5 yrs. or greater, or earlier term, of LOC; VMIG expires upon conv. in whole to term rate period of 3 yrs. or greater) --- A1/VMIG 1

**Prattville**

Prattville Waterworks Bd. --- A

**Water rev. --- Aaa**  
 Bonds dtd. 4-1-84 (AMBAC) --- Aaa  
 Series '89A & B, dtd. 8-1-89 (AMBAC) --- Aaa

**Prichard Works. & Sew. Bd.**

Revenue ser. '77 & '78, dtd. 5-1-78 (escrowed to maturity) --- Aaa

**Water & sew. rev. --- Aaa**  
 Bonds dtd. 6-15-94 (AMBAC) --- Aaa  
 Water & sew. rev. dtd. 10-1-75 (AMBAC) --- Aaa

**Regional Medical Center Bd.**

Northwest Alabama Reg. Med. Ctr. rev. ref. & mo. ser. '76A, dtd. 11-1-76; '79, dtd. 11-1-79 --- Aaa

**Roanoke**

Bonds dtd. 1-1-94 (AMBAC) --- Aaa

**Roosevelt City Hsg. Devel. Corp.**

Mortgage rev. (Roosevelt Manor Sect. 8 Assst.) dtd. 9-1-82 (MBIA) --- Aaa

**Roupees Valley Water Auth.**

Water rev. dtd. 7-1-88 (AMBAC) --- Aaa

**Russell County**

Bonds dtd. 12-1-92 (AMBAC) --- Aaa

**Russell Co. Bd. of Ed.**

Limited oblig. dtd. 6-1-92 (MBIA Corp.) --- Aaa

**Russell Co. Water Auth.**

Water rev. --- Aaa  
 Bonds dtd. 1-1-94 (MBIA Corp.) --- Aaa  
 Series '94A, dtd. 4-1-94 (AMBAC) --- Aaa

**Russell Erskine Hsg. Devel. Corp.**

Mtge. rev. dtd. 9-1-82 (MBIA) --- Aaa  
 Taxable multi-family mtge. rev. ref. (FNMBA coll.) --- Aaa

**Russellville Hsg. Devel. Corp.**

Mortgage rev. --- Aaa  
 Bonds dtd. 8-1-82 (MBIA) --- Aaa  
 Refunding (FHA inc. mtge. loan Sect. & Assst. Proj.) (Village Square Apts.) ser. '93A, dtd. 6-30-93 (MBIA Corp.) --- Aaa

**St. Clair Co. Health Care Auth.**

Hospital tax amtc. & rev. ref. ser. '86, dtd. 1-1-87 (AMBAC) --- Aaa

**Saraland**

Bonds dtd. 12-1-85 (FGIC) --- Aaa  
 Bonds dtd. 5-15-92 (AMBAC) --- Aaa

**Saraland Bd. of Wtr. & Sew. Commis.**

Water rev. ser. '65, '66 & '73 (escrowed to maturity) --- Aaa

**Scottsboro**

Bonds dtd. 4-1-88 (AMBAC) --- Aaa

**Securities (cont'd)**

G.O. ser. '78 (escrowed to maturity) --- Aaa

**Securac. ref. warr. (escrowed to maturity) --- Aaa**  
 Series '94A, dtd. 6-1-94 (AMBAC) --- Aaa

**Scottsboro Electric Power Bd.**

Electric rev. --- Baa1  
 Bonds dtd. 5-1-76 & 10-1-79 (escrowed to maturity) --- Aaa

**Scottsboro Water Works Supply Bd.**

Water rev. ref. ser. '73 --- Baa  
 Scottsboro Works., Sewer & Gas Bd. Water, sew. & gas rev. --- Aaa  
 Senior lien dtd. 12-1-87 (AMBAC) --- Aaa  
 Series '78 & '79 (escrowed to maturity) --- Aaa  
 Series '85 (sr. lien) (escrowed to maturity) --- Aaa

**Seima** --- Baa  
 Bonds dtd. 8-1-90 (AMBAC) --- Aaa

**Sheffield** --- Baa1  
 Electric rev. --- Aaa  
 G.O. dtd. 2-15-78 & 3-1-78 (escrowed to maturity) --- Aaa  
 G.O. ref. warr. ser. '80 & '83 (escrowed to maturity) --- Aaa  
 Gas rev. warrants --- Baa  
 Water rev. warrants --- Baa

**Shelby County**

Limited tax --- Aaa  
 Bonds dtd. 5-20-92 (MBIA Corp.) (ins. mat. due 8-1-08-15) --- Aaa  
 Series '90A, dtd. 3-1-90 (MBIA Corp.) --- Aaa  
 Series '90B, dtd. 3-1-90 (MBIA Corp.) --- Aaa  
 Special tax warr. (sales & use tax) ser. '94A & B, dtd. 6-1-94 --- Aaa

**Shelby Co. Bd. of Ed.**

Four mill tax --- A  
 One mill tax --- A  
 Special tax school warr. (sales tax) --- A  
 Ten mill tax (form. three mill) --- A  
 First lien --- A  
 Second lien --- A  
 Third lien --- A  
 Series '94A, dtd. 4-1-94 (MBIA Corp.) --- Aaa

**Three mill dist. 2 tax** --- Aaa

**Shelby Co. Health Care Auth. (form. Shelby Co. Hosp. Bd.)**

Hospital tax amtc. ser. '72 --- A  
 Junior lien --- A  
 Senior Water Auth. --- Aaa  
 Water rev. --- Aaa  
 Bonds dtd. 2-1-93 (AMBAC) --- Aaa  
 Bonds dtd. 6-1-88 (AMBAC) --- Aaa

**South Central Alabama Leased Hsg. Corp.**

First mtge. lease rental --- A

**Stylacuga**

Bonds dtd. 10-1-82 (AMBAC) --- Aaa  
 Bonds dtd. 10-1-90 (AMBAC) --- Aaa  
 Bonds dtd. 3-1-90 (AMBAC) --- Aaa  
 Bonds dtd. 4-1-93 (AMBAC) --- Aaa  
 Series '85A, dtd. 8-1-86 (AMBAC) --- Aaa  
 Series '85B, dtd. 8-1-86 (AMBAC) --- Aaa

**Stylacuga Utilities Board**

Combined util. rev. --- A  
 Bonds dtd. 8-1-93 (AMBAC) --- Aaa

**Talladega**

School warr. (escrowed to maturity) --- Aaa

**Talladega Water & Sew. Bd.**

Water & sew. rev. --- Aaa  
 Bonds dtd. 8-15-88 (AMBAC) --- Aaa  
 Refunding dtd. 8-15-84 (AMBAC) --- Aaa

**Tallapoosa**

Bonds dtd. 5-1-94 (MBIA Corp.) --- Aaa

**Tarrant City Bd. of Ed.**

School warr. --- Aaa  
 Bonds dtd. 2-1-94 (AMBAC) --- Aaa

**Troy**

Bonds dtd. 11-1-90 (AMBAC) --- Aaa  
 Bonds dtd. 6-1-89 (AMBAC) --- Aaa  
 Bonds dtd. 6-1-92 (Capital Guaranty) --- Aaa  
 Water, elec. & sew. rev. --- Aaa  
 Series '91A, dtd. 3-1-91 (AMBAC) --- Aaa  
 Series '91B, dtd. 3-1-91 (AMBAC) --- Aaa

**Troy Hosp. Bldg. Auth.**

Lease rental --- Baa  
 Lease rev. --- A  
 Bonds dtd. 1-15-91 (AMBAC) --- Aaa

**Tuscaloosa**

Water & sew. rev. --- Aaa  
 Capital imp. warrants ser. '87B, dtd. 11-1-87 (escrowed to 7-1-97) --- Aaa  
 Prior lien --- A  
 Bonds dtd. 1-1-78 (escrowed to maturity) --- Aaa  
 Subordinated lien --- A  
 Tuscaloosa City Bd. of Ed. --- A  
 Capital outlay warrants (Special S.D. tax) dtd. 10-15-92 (AMBAC) --- Aaa

**Tuscaloosa County**

Limited oblig. capital outlay warrants (Oblig. of Tuscaloosa Co. Bd. of Ed.) --- Aaa  
 Bonds dtd. 1-1-90 (ins. mat. 2-1-10 & 2-1-15) (AMBAC) --- Aaa

**Alaska (cont'd)**

Alaska Housing Finance Corp. --- Aaa  
 Collateralized home mtgs. --- Aaa  
 Series '84B, dtd. 2-1-94 (AMBAC) --- Aaa  
 (4 mil hg tax) --- Aaa  
 Series '84A, dtd. 2-1-94 (AMBAC) --- Aaa  
 Special tax sch. warr. --- Aaa  
 Tuscaloosa Housing Auth. --- A  
 Leasing hsg. ref. rev. ser. '73 --- A  
 Tuscaloosa --- A  
 G.O. ref. warr. ser. '78 wtr. & sew. rev. ref. warr. ser. '78 (escrowed to maturity) --- A  
 Tuskegee Public Ed. Bldg. Auth. --- Aaa  
 Bonds dtd. 7-1-86 (escrowed to 8-1-96) --- Aaa  
 Tuskegee Util. Bd. --- Aaa  
 Utility rev. --- Aaa  
 Refunding dtd. 1-1-83 (AMBAC) --- Aaa  
 Refunding dtd. 1-1-87 (AMBAC) --- Aaa  
 Vestavia Hills --- Aaa  
 Warrants dtd. 5-1-78 (escrowed to maturity) --- Aaa  
 Vestavia Hills Bd. of Ed. --- Aaa  
 Special ad valorem tax --- Aaa  
 Walker County --- Aaa  
 Bonds dtd. 12-20-85 (AMBAC) --- Aaa  
 Walker Co. Bd. of Ed. --- Aaa  
 Refunding & cap. outlay school ftd. tax dtd. 1-1-94 (MBIA Corp.) --- Aaa  
 Special tax sch. warr. --- Aaa  
 Series '89A & B, dtd. 2-1-89 (BIG) --- Aaa

**Warrior River Water Auth.**

Water rev. --- Aaa  
 Bonds dtd. 9-15-93 (MBIA Corp.) --- Aaa

**West Jefferson Co. Leased Hsg. Corp.**

First mtge. lease rental --- A  
 West Jefferson Ind. Devel. Bd. --- Aaa  
 Pollution control rev. (Alabama Power Co. Miller Plant Proj.) ser. '93C, dtd. 4-15-93 (MBIA Corp.) --- Aaa  
 West Morgan Water & Fire Protection Auth. --- Aaa  
 Water rev. dtd. 4-15-88 (FGIC) --- Aaa

**West Morgan-East Lawrence Water Auth. (formerly West Morgan Water & Fire Protection Auth.)**

Water rev. dtd. 10-4-91 (FGIC) --- Aaa

**Wilsonville Ind. Devel. Bd.**

Pollution control rev. (Alabama Power Co. Miller Plant Proj.) --- Aaa  
 Series '93C, dtd. 1-1-94 (MBIA Corp.) --- Aaa

**ALASKA**

Alaska, State of --- Aa  
 Dept. of Administration-Alaska Dept. of Natural Resources cths. of Dept. (Court Plaza Bldg.) ser. '93A (Woodwood Correctional Center Acquisition) ser. '92 --- A  
 (Woodwood Correctional Center Improvement) ser. '92 --- A  
 Dept. of Natural Resources-Alaska Court System --- A  
 Cths. of part. (Palmer Courthouse) ser. '93 --- A  
 International airports rev. --- Aaa  
 Series '93H, dtd. 8-1-93 (MBIA Corp.) --- Aaa  
 Series '93I, dtd. 8-1-93 (MBIA Corp.) --- Aaa  
 Series F, dtd. 8-1-83 (MBIA) --- Aaa  
 Soring Creek Corr. Ctr. cths. of part. ser. '85A, dtd. 10-1-85 (Capital Guaranty) (escrowed to 10-1-95) --- Aaa

**Alaska Energy Auth.**

Fixed rate rev. --- Aaa  
 (Galena Proj.) ser. '91A (LOC-Security Pacific Bank, Washington, N.A., expiring 4-1-96, or earlier termination of LOC) --- Aa3  
 (Larsen Bay Proj.) ser. '91B (LOC-Security Pacific Bank, Washington, N.A., expiring 4-1-96, or earlier termination of LOC) --- Aa3

**Power rev. (Bradley Lake Hydroelectric Proj.)**

First ser. '89 (BIG) --- Aaa  
 Second ser. '90 (MBIA Corp.) --- Aaa  
 Utility rev. (City & Borough of Sitka Proj.) dtd. 4-1-92 (Capital Guaranty) --- Aaa

**Alaska Housing Finance Corp.**

Collateralized home mtgs. --- Aaa  
 Series '84A --- Aaa  
 Series '85B --- Aaa  
 Series '86A (FNMBA/GNMA MBS Coll.) --- Aaa  
 Series '87 (FHLMC/FNMA/GNMA MBS Coll.) --- Aaa  
 Series '87C (FHLMC/FNMA/GNMA MBS Coll. & LOC Series Bank Corp.) --- Aaa  
 Series '87A-1, A-2 & A-3 (FHLMC/FNMA/GNMA MBS) --- Aaa  
 Series '88-1 & 2 --- Aaa

**Alaska Housing Finance Corp. (cont'd)**

Series '89-1, A-2 & A-3 --- Aaa  
 Collateralized mtgs. dtd. 1 --- Aaa  
 Series '89-2 (FHLMC/FNMA/GNMA MBS Coll.) --- Aaa  
 Series '89-3 (BIG) --- Aaa  
 Series '89 --- Aaa  
 Series '89-1, dtd. 4-1-89 (MBIA Corp.) --- Aaa  
 Series '89-3 --- Aaa  
 Series '89-4 --- Aaa  
 Series '90-1 --- Aaa  
 Series '90-2 --- Aaa  
 Series '90-3 (PSA) --- Aaa  
 Series '91 --- Aaa

**Floating rate notes due 7-2001**

(FNMA/FNMA MBS) dtd. 7-15-86 --- Aaa  
 LOC-Industrial Bank of Japan: SWAPS: Prudential Global For Fin. Inc. & Gaz de France) --- Aaa  
 General hsg. purpose --- Aaa  
 General mtge. rev. --- Aaa  
 Variable rate --- Aaa/VMIG 1  
 Series '91A --- Aaa/VMIG 1  
 Series '91C --- Aaa/VMIG 1

**General purpose**

Series '90A (LOC-Industrial Bank of Japan, Ltd.) --- Aa3  
 Home mtge. rev. --- Aaa  
 Second ser. '81 --- Aaa  
 Second ser. '83 --- Aaa  
 Housing devel. --- Aaa  
 Housing mtgs. prog. --- Aaa  
 Insured mtgs. prog. --- Aaa  
 Medium-term notes --- Aaa  
 (FHLMC/FNMA/GNMA/MBS Coll.) --- Aaa  
 Series '87-1 & floating rate notes ser. '87-1 & 9% 2-bds. ser. '87-1 (LOC Series Bank Corp.) --- Aaa  
 (FNMA/GNMA MBS Coll.) --- Aaa  
 Series '86-1 & 9.3% secured ser. '86B --- Aaa  
 Series '86-2 & 9.25% secured ser. '86C (LOC-Credit Suisse) --- Aaa  
 Series '86-3 & secured ser. '86D --- Aaa  
 Series '86-4 & 8.75% secured ser. '86E, dtd. 10-15-86 (LOC-Credit Suisse) --- Aaa  
 Secured ser. '86A (FNMA) (LOC-The Industrial Bank of Japan, Ltd.) --- Aaa

**State gtd. veterans prog.**

Series family --- Aaa  
 First ser. '83 --- Aaa  
 First ser. '83 --- Aaa  
 First ser. '84 --- Aaa  
 Fourth ser. '83 --- Aaa  
 Second ser. '84 --- Aaa  
 Second ser. '85 --- Aaa  
 Sixth ser. '83 --- Aaa  
 Third ser. '83 --- Aaa

**Veterans Mtge. Prog.**

(FHLMC/FNMA/GNMA MBS) --- Aaa  
 First ser. '88 (coll.) --- Aaa  
 First ser. '91 --- Aaa  
 (GNMA/FNMA/FHLMC) coll. issue '91B1 & B2 --- Aaa  
 Coll. first ser. '89 --- Aaa  
 Coll. first ser. '90 --- Aaa  
 (FHLMC/FNMA/GNMA) --- Aaa  
 Coll. first ser. '93 --- Aaa  
 Coll. 1992 first ser. issue A-1 & A-2 (FHLMC/FNMA/GNMA MBS Coll.) --- Aaa  
 FNMA/GNMA MBS Coll. --- Aaa  
 First ser. '84 --- Aaa  
 First ser. '85 --- Aaa

**Alaska Ind. Devel. & Export Auth.**

Lease rev. (Unalaska Proj.) ser. '89 (MBIA Corp.) --- Aaa  
 Revolving fund --- Aaa  
 Tax: re Umbrella ser. '87 (taxable med. term notes, dtd. 8-6-87 (escrowed to maturity) --- Aaa

**Alaska Ind. Devel. Auth.**

(Arctic Slope Regional Corp.) rev. dtd. 2-1-85 (FGIC) --- Aaa  
 Consolidated bds. --- Aaa  
 Deering Mountain Transportation Proj. rev. ser. '87A, dtd. 2-1-87 (MBIA Corp.) --- Aaa  
 Economic devel. rev. --- Aaa  
 Floating demand/float rate umbrella bds. --- Aaa  
 Series '85B (Lots 11, 15, 16, 22, 25, 26, 27, 29, 31, 32, 36, 38 & 44, dtd. 10-21-85 (escrowed to 4-1-96) --- Aaa  
 Series '85C (Lots 47, 48, 54, 57, 65 & 66), dtd. 12-19-85 (escrowed to 4-1-96) --- Aaa  
 Series '86 (Lots 3, 6, 10 & 1B), dtd. 12-19-85 (escrowed to 4-1-97) --- Aaa  
 1566 (Lots 1-19) --- Aaa  
 Umbrella bds. --- Aaa  
 Series '85A (Lot 2), dtd. 5-15-85 (escrowed to 4-1-95) --- Aaa  
 Variable demand/float rate ser. '84A & B --- Aaa  
 Alaskan Mtn. Bond Bank --- Aaa  
 Bonds dtd. 10-1-84 & 12-1-83 (FHLMC/FNMA/GNMA MBS) --- Aaa  
 Coastal energy reserve ser. '79A --- Aaa

NOTE: For footnotes on page 426, Moody's rating are subject to change. Because of the problems time lapse between Moody's assignment of ratings and your use of this monthly publication, we suggest you verify the current rating of any securities on which you are dependent. For standard abbreviations, see page 426.

V III - F. 14, 15

# AMERICAN TRADE SCHOOLS DIRECTORY

LIBRARY OF CONGRESS CATALOG NUMBER A 545165  
ISBN NO 0-87514-002-5

©Copyright, 1994  
Kept up-to-date with monthly supplements

CRONER PUBLICATIONS, INC.  
34 Jericho Turnpike  
Jericho, NY 11753 U.S.A.



Member

Directory  
Publishers  
Alliance

**Vocational (297) Continued** 212, 213, 217, 221, 222, 224, 229, 231, 233, 234, 235, 239, 240, 241.

**Watchmaking & Repair (300)** 158.

**Welding (303)** 4, 5, 12, 14, 15, 21, 22, 53, 56, 66, 70, 76, 79, 91, 98, 110, 128, 141, 162, 179, 188, 193, 194, 196, 204, 216, 218, 223, 228, 229, 236.

**Wig Making & Styling (304)** 67.

**Window Display (305)** 67, 152.

**Woodworking (306)** 5, 76, 229.

**X-Ray Technologist (308)** 25, 113, 149, 175, 182, 198.

## CLASSIFIED OCCUPATION INDEX

Trade and vocational schools in the state of ALABAMA classified by subjects taught.

**Accounting (1)** 2, 5, 6, 8, 14, 32, 35, 41, 42, 44, 55, 63, 65, 69, 71, 76, 88, 90, 116, 128, 130, 141, 152, 157, 159, 160, 174, 183, 188, 189, 193, 194, 198, 201, 216, 223, 227.

**Advertising (2)** 42.

**Aeronautics (3)** 68, 112, 127, 155, 178, 215, 238.

**Agricultural Tech. (4)** 121.

**Air Conditioning Tech. (5)** 4, 5, 12, 13, 18, 55, 56, 71, 79, 82, 88, 91, 98, 100, 110, 130, 158, 179, 189, 193, 194, 201, 204, 216, 218, 223, 228.

**Appliance and Tool Repairing and Servicing (10)** 4, 18, 88, 130.

**Appraising (11)** 167.

**Architectural Drafting (12)** 5, 35, 55, 66, 91.

**Art [see also Commercial Art and Fine Art] (14)** 63, 201.

**Auto Body and Fender Repair (17)** 4, 5, 12, 13, 14, 15, 21, 22, 35, 53, 55, 58, 66, 71, 76, 79, 82, 88, 91, 98, 100, 128, 141, 183, 188, 189, 193, 194, 204, 216, 218, 223, 225, 229, 236.

**Auto Mechanics (18)** 4, 5, 12, 13, 14, 15, 18, 53, 55, 58, 66, 71, 79, 82, 88, 91, 98, 100, 110, 128, 130, 141, 158, 179, 189, 193, 194, 196, 201, 204, 216, 218, 223, 228, 229, 236.

**Auto Upholstering (20)** 179.

**Aviation Mechanics (22)** 100, 135, 196, 201.

**Banking, Financing and Stock Market Training (24)** 198.

**Barbering-Hairstyling (25)** 1, 14, 20, 34, 35, 63, 67, 100, 110, 141, 148, 161, 173, 179, 194, 201, 225.

**Bartending (26)** 145.

**Beauty Culture (27)** 28, 29, 45, 55, 67, 84, 94, 129, 148, 154, 169.

**Bookkeeping [see also Business Courses] (30)** 55, 65, 79, 88, 90, 129, 141, 152, 156, 157, 189.

**Building Trades (31)** 15, 18, 21, 22, 53, 55, 56, 70, 71, 76, 79, 98, 128, 141, 156, 170, 189, 218, 223, 225, 236.

**Business Courses (32)** 2, 8, 12, 14, 21, 22, 32, 37, 42, 44, 49, 53, 55, 58, 63, 65, 70, 71, 74, 80, 81, 88, 90, 92, 100, 110, 116, 128, 151, 157, 159, 160, 170, 176, 183, 188, 189, 198, 201, 216, 218, 223, 225, 229, 236.

**Business Machines (33)** 2, 55, 65, 69, 90, 116, 128, 232.

**Business Management Training (34)** 6, 35, 41, 87, 90, 116, 157, 159, 160, 174.

**Buying [Retail] (35)** 24.

**Cabinet Making (37)** 4, 14, 55, 65, 71, 76, 79, 91, 128, 158, 183, 189, 193, 194, 223, 228.

**Candy Making & Cake Decorating (39)** 55.

**Carpentry (41)** 12, 15, 35, 55, 66, 70, 79, 88, 91, 98, 128, 156, 158, 170, 183, 188, 189, 204, 223, 225.

**Cashier Training (45)** 83, 156.

**Child Care Tech. (47)** 42, 53, 183, 193, 204, 229.

**Civil Technician (49)** 91.

**Commercial Art [see also Art & Fine Art] (54)** 18, 229.

**Computer Programming [see also Data Processing, IBM Training, & Programming] (57)** 5, 8, 32, 41, 42, 55, 63, 65, 74, 76, 109, 110, 152, 157, 179, 193, 201, 206, 216, 229.

**Computer Repair (58)** 32, 90.

**Cooking & Baking (61)** 66, 70, 83, 141, 170, 229.

**Cosmetology (62)** 1, 3, 5, 8, 11, 12, 19, 35, 42, 53, 55, 58, 63, 66, 67, 69, 71, 76, 79, 82, 85, 88, 91, 94, 100, 110, 115, 119, 128, 141, 143, 148, 158, 172, 179, 188, 189, 193, 194, 201, 203, 211, 216, 218, 223, 228.

**Court Reporting (64)** 27, 41, 91, 180.

**Criminology (66)** 63.

ALABAMA (b)

- Medical Assistant (177) 6, 8, 41, 42, 65, 66, 69, 71, 82, 90, 140, 152, 157, 172, 183, 227.
- Medical Lab Tech. (178) 33, 47, 140, 149, 157, 227, 232.
- Medical Record Tech. (179) 183.
- Medical Secretarial (180) 6, 32, 41, 42, 65, 69, 90, 116, 140, 141, 152, 201, 227, 232.
- Medical Transcriber (181) 6, 32, 140.
- Mining Tech. (187) 18.
- Modeling (189) 7, 30, 226.
- Mortuary Science (190) 33, 141.
- Needle Trades (196) 128.
- Nursery School Asst. (197) 15, 33, 216.
- Nurses Aide Training (198) 12, 24, 42, 79, 90, 128, 130, 140, 147, 156, 166, 204, 228.
- Nursing [Diploma] (199) 35, 43, 63, 93, 110, 153, 198, 201, 206, 216, 219.
- Nursing [Practical] (200) 5, 18, 21, 22, 33, 35, 36, 47, 63, 79, 100, 110, 158, 165, 181, 183, 189, 193, 194, 199, 201, 216, 218, 223, 228, 232.
- Office Machine Repairing (202) 88.
- Optometrist Ass't. (206) 71, 198.
- Paralegal Training (208) 41, 63, 116, 152, 206.
- Photo Offset [see also Printing] (214) 229.
- Photography (215) 66, 226.
- Physical Therapy (216) 198.
- Plumbing (219) 35, 88, 141, 170, 183, 225.
- Police Science (221) 74, 198, 232.
- Printing [Includes Letter Press & Offset] [see also Typesetting] (224) 4, 18, 66, 88, 98, 158, 228.
- Radio Tech. (230) 4, 13, 56, 98, 100, 158, 184, 189, 194, 218, 223, 225.
- Real Estate (233) 63, 64, 107, 117, 118, 136, 137, 142, 144, 167, 168, 198, 201, 216, 230.
- Recreation & Tourism (235) 152.
- Refrigeration Tech. (236) 4, 13, 56, 98, 100, 130, 204, 218, 223.
- Respiratory Therapy Tech. (237) 198.
- Restaurant Training (238) 12, 15, 66, 70, 83.
- Retailing (239) 18, 42, 152, 158.
- Sales Training (244) 83, 107.
- Secretarial (246) 2, 5, 6, 8, 12, 17, 32, 35, 41, 42, 44, 47, 63, 65, 70, 74, 79, 80, 81, 90, 92, 100, 110, 116, 130, 138, 141, 156, 157, 160, 172, 174, 179, 193, 194, 206, 218, 227, 228, 232, 237.
- Secretarial [Executive] (247) 6, 32, 41, 65, 69, 71, 80, 116, 141, 152, 159, 183.
- Secretarial [Legal] (248) 6, 41, 65, 69, 90, 116, 141, 152, 227.
- Sewing (249) 35, 229.
- Sewing [Power] (250) 128, 130, 223, 225, 236.
- Sewing Machine Repairing (251) 225.
- Shoe Repairing (253) 14.
- Small Engine Repair (260) 12, 14, 91, 128, 130, 179, 223, 225.
- Speedwriting (262) 6, 70, 90.
- Tailoring (270) 141, 204, 225.
- Teacher Aide (272) 35, 198.
- Telecommunication Tech. (273) 35, 91.
- Television Tech. (276) 4, 13, 56, 98, 100, 184, 218, 223, 225.
- Textile Tech. (277) 188.
- Tool & Die Making (281) 100, 216.
- Trade, Technical & Industrial Training (284) 46, 62, 95, 101, 105, 111, 114, 121, 130, 141, 164, 177, 187, 200, 220.
- Travel Agent (287) 41, 152, 188.
- Truck Driver Training (288) 70, 79, 228.
- Typesetting [see also Linotype Operating] (290) 66.
- Upholstering (292) 14, 91, 158, 179, 193, 194, 204, 225.
- Vocational (297) 9, 10, 16, 28, 31, 38, 46, 48, 50, 51, 52, 54, 57, 58, 59, 61, 62, 72, 73, 75, 77, 78, 82, 89, 95, 96, 97, 99, 101, 102, 109, 104, 106, 108, 111, 122, 123, 125, 128, 130, 131, 132, 133, 134, 150, 163, 184, 171, 177, 185, 187, 190, 191, 192, 195, 197, 200, 202, 205, 207, 208, 209, 210, 216, 230.

AMERICAN TRADE SCHOOLS DIRECTORY

© copyright  
All rights reserved  
Croner Publications, Inc., Jericho, N.Y. 11753

ALABAMA (a)

- Data Processing [see also Computer Programming, IBM Training & Programming] (70) 6, 18, 32, 35, 44, 55, 71, 100, 116, 120, 138, 152, 156, 157, 189, 193, 194, 228.
- Dental Assistant (71) 17, 18, 63, 183.
- Dental Technician (72) 183.
- Diamond Cutting & Setting (74) 86, 214.
- Diamond Grading & Appraising (75) 214.
- Diesel Driving (76) 70.
- Diesel Mechanics (77) 5, 18, 21, 22, 53, 55, 76, 88, 91, 100, 158, 179, 194, 201, 223, 228.
- Display [Retail] (79) 41.
- Doctors & Dentists' Office Ass'ts. (81) 6, 76, 152, 157.
- Drafting (85) 4, 5, 12, 18, 41, 56, 63, 65, 71, 88, 98, 110, 157, 172, 179, 189, 201, 204, 216, 218, 228.
- Drafting, Design & Blue Print Reading (86) 41, 65, 71, 158, 188, 193, 194.
- Electric Maintenance (92) 15, 130.
- Electric Motor Winding & Repairing (93) 15, 189.
- Electrical Tech. (94) 12, 15, 35, 66, 71, 76, 79, 88, 91, 98, 158, 189, 193, 194, 198, 204, 216, 218, 223, 225, 228, 229.
- Electrolysis (95) 60.
- Electronics (97) 5, 12, 14, 15, 18, 21, 22, 32, 38, 42, 56, 63, 66, 76, 82, 88, 91, 98, 100, 139, 157, 158, 179, 189, 196, 198, 216, 229.
- Electronics Engineering Tech. (98) 32, 39, 120, 157.
- Electronics Technician (99) 32, 35, 37, 41, 42, 66, 71, 76, 79, 110, 183, 194, 201, 204, 226.
- Emergency Medical Technician (100) 18, 76, 183, 201, 228.
- FCC Licenses (102) 32, 196.
- Fashion Merchandising (109) 41, 42, 152, 227.
- Fine Art [see also Art & Commercial Art] (111) 124.
- Fire Science (112) 63, 188.
- Floral Designing (115) 146, 183.
- Food Trades (116) 12, 14, 15, 18, 35, 66, 83, 183.
- Forestry (118) 2, 79, 236.
- Furniture Repairing & Finishing (119) 128, 179.
- Gem Identification & Appraising (123) 214.
- Gemology [Precious Stones] (124) 214.
- Graphic Arts [see also Printing, Photo Offset, Typesetting] (126) 12, 66, 88, 110, 179, 204.
- Guard Training [Security] (127) 24, 40.
- Hair Styling (129) 1, 42, 67, 119, 201.
- Heating Technician (131) 71, 79, 130.
- Home Appliance Repairing (135) 130, 179.
- Home Health Aide (136) 76, 147, 156, 183.
- Horticulture (138) 15, 18, 53, 56, 183.
- Hospital Ward Clerk (139) 6.
- Hotel Training (140) 152.
- Housekeeping [Institutional/Executive] (141) 152.
- IBM Training [see also Computer Programming, Data Processing, & Programming] (143) 152.
- Income Tax Preparation (145) 23, 42.
- Instrumentation (147) 79, 157, 158.
- Insurance (148) 168.
- Interior Decorating (149) 41.
- Interior Designing (150) 41.
- Jewelry Designing (153) 214.
- Jewelry Making & Repairing (154) 88, 158, 214.
- Jewelry Store Management (155) 214.
- Key Punch (156) 138.
- Laboratory Ass't. (157) 6.
- Machine Shop Practice (169) 4, 5, 12, 15, 18, 63, 66, 71, 88, 91, 100, 156, 179, 189, 193, 228.
- Maintenance (170) 21, 22, 156, 229.
- Meat Cutting, Packing & Processing (175) 83.
- Mechanical Drafting (176) 5, 65, 91, 100.

AMERICAN TRADE SCHOOLS DIRECTORY

© copyright  
All rights reserved  
Croner Publications, Inc., Jericho, N.Y. 11753

## ALABAMA (6)

- TARRANT** 222. Tarrant Area Voc. Center  
1318 Alabama St., 35217. (205) 849-5843. [b, s]; (297).
- THOMASVILLE** 223. Hobson State Tech. College  
P.O.B. 489, Hwy. 43, S., 36784. (205) 636-4429. [b, bb, r, s, v]; (1, 5, 17, 18, 31, 32, 37, 41, 62, 77, 94, 200, 230, 238, 250, 260, 276, 303).
- TROY** 224. Troy-Pike Area Voc. Center  
Rte. 6, Box 285, 36081. (205) 566-5395. [b, s]; (297).
- TUSCALOOSA** 225. Fredd, C.A., State Tech. College  
3401 32nd Ave., 35401. (205) 752-9738. [b]; (17, 25, 31, 32, 41, 94, 219, 230, 250, 251, 260, 270, 276, 292).
226. Naomi's Self Improvement - Modeling & Acting School 1980  
P.O.B. 020198, 1301 McFarland Blvd., N.E., Ste. 106, 35402. (205) 345-1199. [a, s]; (189, 215). Naomi Raymon
227. Nat'l. Career College 1981  
1351 McFarland Blvd., E., 35405. (205) 758-9091. [a, bb, r, s, sacs, t, v]; (1, 109, 177, 178, 180, 246, 248). Penny J. Mitchell
228. Shelton State Comm. College 1957  
1301 15th St., E., 35404. (205) 759-1541. [b, m/n, r, sacs]; (5, 18, 37, 62, 70, 77, 85, 94, 99, 100, 169, 198, 200, 246, 288, 303). Sandra Purcell
229. Tuscaloosa Area Voc. School 1969  
1300 37th St., E., 35405. (205) 759-3648. [b, r, s, sacs, t]; (17, 18, 32, 47, 54, 57, 61, 94, 97, 170, 214, 224, 249, 297, 303, 306). Dr. Robert L. Roberts
230. Williams, Don, School of Real Estate  
1200 Greensboro Ave., 35403. [a, s]; (233).
- TUSCUMBIA** 231. Dasher Area Voc. School  
North Commons, 35674. (205) 381-1311. [b, s]; (297).
- TUSKEGEE** 232. Southern Voc. College  
P.O.B. 688, 209 Althea St., 36083. [a, sacs, s]; (33, 178, 180, 200, 221, 246).
233. Macon Co. Area Voc. Center  
P.O.B. 1217, 36088. (205) 727-4478. [b, s]; (297).
- TUSKEGEE INSTITUTE UNION SPRINGS** 234. Bullock Co. Area Voc. Center  
P.O.B. 312, 303 E. Blackmon St., 36089. (205) 738-4370. [b, s]; (297).
- VERNON** 235. Lamar Co. Area Voc. School  
Rte. 3, Box 250, 35592. (205) 695-7120. [b, s]; (297).
- W. BLOCTON** 236. Bibb Co. Area Voc. School  
Rte. 1, Box 537, 35184. (205) 938-7434. [b]; (17, 18, 31, 32, 118, 250, 303).
- WADLEY** 237. Southern Union State Jr. College  
Roberts St., 36276. (205) 395-2211. [b]; (246).
- WEAVER** 238. Murray Aviation  
P.O.B. 531, 36277-0531. [a, s, v]; (3).
- WEDOWEE** 239. Randolph-Roanoke Area Voc. School  
P.O.B. 127, 36278. (205) 357-2839. [b, s]; (297).
- WETUMPKA** 240. Elmore Co. Area Voc. Center  
800 Kelly Fitzpatrick Dr., 36092. (205) 567-8402. [b, s]; (297).
- WINFIELD** 241. Winfield Area Voc. School  
P.O.B. 70, 35594. (205) 487-4251. [b, s]; (297).

## ALABAMA (1)

## ALABAMA

- ALBERTVILLE** 1. Galthers School of Hair Fashion 1965  
509 Baltimore Ave., Sand Mountain Shopping Center, 35950. (205) 878-6430. [a, nacs, s]; (25, 62, 129). Linda Lackey
- ANDALUSIA** 2. Wallace, Lureen, B., State Jr. College 1969  
P.O.B. 1418, Hwy. 84, E., 36420. (205) 222-6591. [sacs]; (1, 32, 33, 118, 246). Mackie Stephens
- ANNISTON** 3. Anniston Academy of Hair Design 1973  
702 Noble St., 36201. (205) 237-9574. [a, s, v]; (62). Pauline Goodwin
4. Anniston Voc. School  
1109 Woodstock Ave., 36201. (205) 237-1981. [b]; (5, 10, 17, 18, 37, 85, 169, 224, 230, 236, 276, 303).
5. Ayers State Tech. College 1965  
P.O.B. 1647, 1801 Coleman Rd., 36201. (205) 831-4540. [a, s, sacs]; (1, 5, 12, 17, 18, 57, 62, 77, 85, 97, 169, 176, 200, 246, 303, 306). Charles Chandler
6. Gadsden Business College of Anniston 1918  
P.O.B. 1575, 630 S. Wilmer, 36201. (205) 237-7517. [a, bb, r, s, v]; (1, 32, 34, 70, 81, 139, 157, 177, 180, 181, 246, 247, 248, 262). R.E. Beecham
7. Macy's Modeling School & Agency 1957  
20 1/2 E. 12th St., 36201. (205) 236-3597. [a, s]; (189). Duchess Phillips
8. New World College 1977  
P.O.B. 2287, 1031 Noble St., 36201. (205) 236-7578. [a, bb, nacs]; (1, 57, 62, 177, 246). Melissa T. Williams
- ASHFORD** 9. Houston Co. Area Voc. Center  
P.O. Drawer V, 36312. (205) 899-3308. [b, s]; (297).
- ASHVILLE** 10. John Pope Eden Area Voc. Center  
Rte. 2, Box 166C, 35953. (205) 594-3461. [b, s]; (297).
- ATHENS** 11. Alabama College of Cosmetology 1972  
1105 S. Jefferson St., 35611-3525. (205) 232-4878. [a, nacs]; (62). Linda Akbay
12. Limestone Co. Area Voc. Center 1970  
505 E. Sanderfer Rd., 35611. (205) 232-4813. [b]; (5, 17, 18, 32, 41, 62, 85, 94, 97, 116, 126, 169, 198, 238, 246, 260, 303). Dwaine Alltreay
- ATMORE** 13. Atmore Area Voc. Center  
1219 S. Pressley St., 36502. (205) 368-9128. [b]; (5, 17, 18, 230, 236, 276).
14. Atmore State Tech. Institute 1965  
P.O.B. 1119, Hwy. 21, N. & Interstate 65, S., 36504. (205) 368-8118. [b, sacs]; (1, 17, 18, 25, 32, 37, 97, 118, 253, 260, 292, 303). Curtis Fayard
- ATTALLA** 15. Etowah Co. Voc.-Tech. Center 1969  
105 Burke Ave., S.E., 35954. (205) 538-3312. [b]; (17, 18, 31, 41, 92, 93, 94, 97, 116, 138, 189, 197, 238, 303). Judy Landis
- BAY MINETTE** 16. Bay Minette Area Voc. Center  
P.O.B. 986, 500 Hurricane Rd., 36507. (205) 937-8751. [b, s]; (297).
17. Faulkner, James H., State Jr. College  
P.O.B. 880, 36507. (205) 937-9581. [b]; (71, 246).

BIRMINGHAM

- 38. Olin, F.W., Area Voc. School  
1054 Ave. "F", 35218. (205) 788-7491. [b, s]; (297).
- 39. R.E.T.S. Electronic Institute  
2812 12th Ave., N., 35234. (205) 251-7962. [a, s, t, v]; (97, 98).
- 40. Security Training Institute, Inc.  
6525 First Ave., N., 35206. (205) 833-3377. [a, s]; (127).
- 41. Southern Jr. College <sup>1938</sup>  
115 Office Park Dr., 35223-2401. (205) 879-5100. [a, bb, s, sacs, v]; (1, 34, 57, 64, 79, 85, 86, 99, 109, 149, 150, 177, 180, 208, 246, 247, 248, 287). *Cynthia Robinson*
- 42. Southern Jr. College <sup>1938</sup>  
P.O.B. 10584, 1710 First Ave., N., 35203. (205) 251-2921. [a, bb, sacs]; (1, 2, 32, 47, 57, 62, 97, 99, 109, 129, 145, 177, 180, 198, 239, 246). *Diane S. Clower*
- 43. St. Vincent's Hospital, School of Nursing  
P.O.B. 12407, 2701 9th Ct., S., 35202. [b]; (199).
- 44. Washington, Booker T., College of Business  
P.O.B. 697, 1527 5th Ave., N., 35201-0697. (205) 252-4181. [a, bb]; (1, 32, 70, 246).
- 45. West End School of Beauty Culture  
2015 Shebia Dr., 35216. [a]; (27).

BOAZ

- 46. Snead State Jr. College  
P.O. Drawer D, 35957. (205) 593-5120. [a, s]; (284, 297).

BREWTON

- 47. Davis, Jefferson, State Jr. College  
P.O.B. 958, 36426. (205) 867-4832. [b]; (178, 200, 246).

- 48. Escambia-Brewton Area Voc. Center  
Rte. 6, Box 102, 36426. (205) 867-7829. [b, s]; (297).

- 49. Larkins Business School  
205 Ashton St., 36426. [a, s]; (32).

BUTLER

- 50. Orr, Tom, Area Voc. Center  
914-A Rliderwood Dr., 36904. (205) 459-3711. [b, s]; (297).

CAMDEN

- 51. Wilcox Co. Area Voc. Center  
P.O.B. 160, 36726. (205) 682-9590. [b, s]; (297).

CARROLLTON

- 52. LaDow, Charles W., Area Voc. Center  
Rte. 2, Box 46, 35447. (205) 367-8061. [b, s]; (297).

CENTRE

- 53. Cherokee Co. Area Voc. Center  
600 Bay Springs Rd., 35960. (205) 927-5351. [b, s]; (17, 18, 31, 32, 47, 62, 77, 138, 303).

CHATOM

- 54. Washington Co. Area Voc. Center  
P.O.B. D, 36518. (205) 847-2040. [b, s]; (297).

~~CHILDERSBURG~~  
TALLADEGA

- 55. Nunnally, N.F., State Tech. College <sup>P.O. Box 389, Talladega 35044</sup>  
P.O.B. 389, Hwy 280, 35044. (205) 378-5576. [i, nacs, napn, r, s, sacs, t, v]; (1, 5, 12, 17, 18, 27, 30, 31, 32, 33, 37, 39, 41, 57, 62, 70, 77).

CLANTON

- 56. Chilton Co. Area Voc.-Tech. School  
35045. (205) 755-2997. [b]; (5, 17, 18, 31, 32, 62, 85, 97, 138, 230, 236, 276, 303).

CLAYTON

- 57. Barbour Co. Area Voc. Center  
P.O.B. 428, 36016. (205) 775-3281. [b, s]; (297).

CLEVELAND

- 58. Blount Co. Area Voc. Center  
P.O.B. 125, 35049. (205) 825-3424. [b, s]; (297).

COLUMBIANA

- 59. Shelby Co. Area Voc. Center  
701 Hwy. 70, 35051. (205) 669-6796. [b, s]; (297).

ALABAMA (1)

BESSEMER

- 18. Bessemer State Tech. College  
P.O.B. 308, U.S. Hwy. 11, S., 35020. (205) 428-6391. [b, r, s, v]; (5, 10, 18, 31, 54, 70, 71, 77, 85, 97, 100, 116, 138, 169, 187, 200, 224, 239).

BIRMINGHAM

- 19. Academy of Hair Design  
1573 Center Point Rd., 35215-5665. [a]; (62).
- 20. Alabama State College of Barber Styling  
9480 Parkway, E., 35215. (205) 836-2404. [a]; (25).
- 21. Birmingham Area Skills Center  
2112 11th Ave., S., # 201, 35205. [b, s, v]; (17, 31, 32, 77, 97, 170, 200, 303).
- 22. Birmingham Area Skills Center  
217 12th St., S., 35233. [b, s, v]; (17, 31, 32, 77, 97, 170, 200, 303).
- 23. Block, H & R, Tax School  
2015 2nd Ave., N., 35203-3703. [a, s]; (145).
- 24. Career Development Institute <sup>1985</sup>  
1210 20th St., S., # 200, 35205-3814. [a, sacs]; (35, 127, 198).
- 25. Carraway Methodist Medical Center, School of Radiological Technology  
1615 25th St., N., 35234. [s, v]; (308).
- 26. Center Point Beauty School  
2338 1st, N.E., 35215-3623. (205) 853-7504. [a, r]; (27).
- 27. Court Reporter Academy <sup>1986</sup>  
P.O.B. 9755, 244 Goodwin Crest Dr., 35215. (205) 942-7963. [a]; (64). *Ronnie Finch*
- 28. Dabbs, Jack, Area Voc. Center  
Rte. 4, Box 804, 35210. (205) 956-3939. [b, s]; (297).
- 29. East Lake Beauty School  
8732 1st Ave., S., 35212. (205) 591-6040. [a]; (27).
- 30. Eian/Casablancas Modeling, Personal Development & Career Center  
3000 Riverchase Galleria, Ste. 705, 35244-2305. (205) 822-5032. [s]; (189).
- 31. Fullondale Area Voc. Center  
900 N. Pine Hill Rd., 35217. (205) 831-5659. [b, s]; (297).
- 32. Herzog Institute <sup>1965</sup>  
1218 S. 20th St., 35205. (205) 933-8536. [i]; (1, 32, 57, 58, 70, 97, 98, 99, 102, 180, 181, 246, 247). *Michael A. Cates*
- 33. Jefferson State Jr. College  
2601 Carson Rd., 35215. (205) 853-1200. [b]; (178, 190, 197, 200).
- 34. King's Palace Barber College  
7869 Crestwood Blvd., 35210. [a]; (25).
- 35. Lawson State Comm. College <sup>1950</sup>  
3060 Wilson Rd., S.W., 35221. (205) 925-2515. [b, sacs]; (1, 12, 17, 25, 34, 41, 62, 70, 94, 99, 116, 199, 200, 219, 246, 249, 272, 273). *Stanley Francis*
- 36. Moffatt, Ida, School of Nursing  
800 Montclair Rd., 35213. (200).
- 37. Nat'l. Education Center  
1900 28th Ave., S., 35209. (205) 871-2131. [s, t, v]; (32, 99). *Joyce Thompson*

## ALABAMA (J)

- EVERGREEN 79. Reid State Tech. College 1966  
P.O.B. 588, I-65 & Hwy. 83, 36401. (205) 578-1313. [b, s, sacs]; (5, 17, 18, 30, 31, 37, 41, 62, 94, 99, 118, 131, 147, 198, 200, 246, 288, 303). Vicki P. Hawsey
- FAYETTE 80. Brewer State Jr. College  
2631 Temple Ave., N., 35555. (205) 932-3221. [b]; (32, 246).
81. Fayette Co. Area Voc. Center  
631 1st St., S.W., 35555. (205) 932-3221. [b]; (32, 246).
- FLORENCE 82. Burrell-Slater Area Voc. School 1972  
610 W. College St., 35630. (205) 766-7420. [b]; (5, 17, 18, 62, 97, 177, 297). Robert Gunter
83. Food Service Training School  
104 Shirley Dr., 35630. (205) 766-5884. [a, r, s, v]; (45, 61, 116, 175, 238, 244).
84. Ray's Univ. of Beauty, Inc.  
412 S. Court St., 35630. [a, s]; (27).
- FOLEY 85. South Alabama Beauty College 1984  
2861 S. McKenzie St., 36535. (205) 943-3366. [a, nacs, r, s, v]; (62). Ginnie B. Hansen
- FT. PAYNE 86. Martin, Ray, Jewelry Repair & Stone Setting School 1973  
217 N. Gault Ave., 35967. (205) 845-2421. [a, s]; (74, 154). Derrell R. Martin
- FULTONDALE 87. Management Institute  
P.O.B. 564, 1523 Decatur Hwy., 35068. [a, bb, s]; (34). Ellie H. Pitts
- GADSDEN 88. Alabama Tech. College  
1001 E. Broad St., 35903. (205) 547-5451. [b, s, v]; (1, 5, 10, 17, 18, 30, 32, 41, 62, 77, 85, 94, 97, 126, 169, 202, 219, 224).
89. Gadsden Area Voc. School  
1515 Campbell Ave., 35903. (205) 492-6441. [b, s]; (297).
90. Gadsden Business College  
P.O.B. 1544, 750 Forrest Ave., 35901. (205) 546-2863. [a, bb, s, sacs, v]; (1, 30, 32, 33, 34, 58, 177, 180, 198, 246, 247, 248, 262). Mike Beecham
91. Gadsden State Comm. College - East Broad Campus, Tech. 1925  
P.O.B. 227, 1001 E. Broad St., 35999-0227. (205) 549-8200. [b, s, sacs, v]; (5, 12, 17, 18, 37, 41, 49, 62, 64, 77, 94, 97, 169, 176, 260, 273, 292, 303). Jim Vanderford
92. Gadsden State Jr. College  
35903. (205) 546-0484. [b]; (32, 246).
93. Holy Name of Jesus Hospital, School of Nursing 1926  
Moragne Park, 35902. (205) 543-5550. [a, r, s, v]; (189). Sr. Joan Marie
94. Keovil-Curl School of Beauty, Inc. 1960  
305 S. 4th St., 35901-5212. (205) 547-1688. [a, v]; (27, 62). Edsel V. Curl
- GARDENDALE 95. Rogers, George M., Area Voc. Center  
800 Main St., 35071. (205) 631-8771. [b, s]; (284, 297).
- GREENSBORO 96. Hale Co. Area Voc. Center  
P.O.B. 517, Hwy 69, N., 36744. (205) 624-3691. [b, s]; (297).
- GREENVILLE 97. Butler Co. Area Voc. Center  
School Highlands Rd., 36037. (205) 382-8970. [b, s]; (297).

## ALABAMA (2)

- CULLMAN 60. Alabama School of Electrology 1981  
1900 Main Ave., S.W., 35055. (205) 739-5342. [a, s]; (95). Bettye Reed Clemmons
61. Cullman Co. Voc. Center  
Rte. 15, Box 1790, 35055. (205) 734-7470. [b]; (297). Cheryl Black
- DEATSVILLE 62. Ingram State Tech. College  
P.O.B. 209, 36022. (205) 285-5177. [a, s]; (284, 297).
- DECATUR 63. Calhoun, John C., State Comm. College 1965  
P.O.B. 2216, Hwy. 31, N., 35609-2216. (205) 306-2500. [b, sacs]; (1, 14, 25, 32, 57, 62, 66, 71, 85, 97, 112, 169, 198, 200, 208, 233, 246). Wayne Tosh
64. Paradise Real Estate School  
P.O.B. 1523, 35602-1523. [a, s]; (233).
65. Southeastern Business Academy 1984  
2042 Beltline Rd., S.W., 35601-5571. [a, bb]; (1, 30, 32, 33, 37, 57, 85, 86, 176, 177, 180, 246, 247, 248).
- DOTHAN 66. Dothan Voc. Center  
Hwy. 431, N., 36303. (205) 794-1436. [b, s, sacs]; (12, 17, 18, 41, 61, 62, 94, 97, 99, 116, 126, 169, 177, 215, 224, 238, 290, 303). James E. Hembry
67. Frenchie's College of Cosmetology, Inc.  
132 Halton Rd., 36301-9784. (205) 792-2577. [a, nacs, v]; (25, 27, 62, 129, 304, 305). Frenchie Ezell
68. Napier Air Service  
Napier Field, Rte. 6, Box 206, 36301. [a, s, v]; (3).
69. Riley Business College  
P.O.B. 7001, 4129 Ross Clark Cir., N.W., 36302. (205) 794-4296. [a, bb, s, sacs, v]; (1, 33, 62, 177, 180, 247, 248).
70. Southeast Alabama Skill Center 1979  
P.O.B. 6268, 1416 N. Lena St., 36302. (205) 793-2896. [b, s, sacs, v]; (31, 32, 41, 61, 76, 238, 246, 262, 288, 303). Wendell Payne
71. Wallace Comm. College 1949  
Rte. 6, Box 62, 36303. (205) 983-3521. [b, ml, r, s, sacs, t, v]; (1, 5, 17, 18, 31, 32, 37, 62, 70, 85, 86, 94, 99, 131, 169, 177, 206, 247). Johnny F. Joyner
- DOUBLE SPRINGS 72. Winston Co. Area Voc. School  
P.O.B. 146, 35553. (205) 489-2121. [b, s]; (297).
- ELBA 73. Elba Area Voc. School  
Collier St., 36323. (205) 897-2266. [b, s]; (297).
- ENTERPRISE 74. Enterprise State Jr. College  
P.O.B. 1330, 36330. (205) 347-2623. [b]; (32, 57, 221, 246).
- EUFULA 75. Eufaula Area Voc. School - Eufaula High School  
Old Creek town Rd., 36027. [b, s]; (297).
76. Sparks State Tech. College 1966  
P.O.B. 580, U.S. Hwy. 431, S., 36072-0580. (205) 687-3543. [b, sacs]; (1, 17, 31, 37, 57, 62, 77, 81, 94, 97, 99, 100, 136, 303, 306). Jacqueline Screws
- EUTAW 77. Kirksey, Peter J., Area Voc. Center  
Rte. 1, Box 200, 35462. (205) 372-4636. [b, s]; (297).
- EVERGREEN 78. Conecuh Co. Area Voc. Center  
1979 Jaguar Dr., 36401-2700. (205) 578-2218. [b, s]; (297).



- HUNTSVILLE 119. Scientific Beauty Academy 1978  
3115-A Drake Ave., 35805. (205) 883-6901. [a, nacs, v]; (62, 129). *Sloan Bradford*
120. Virginia College at Huntsville 1983  
2800-A Bob Wallace Ave., 35805-9915. (205) 533-7387. [a, bb]; (70, 98). *V.J. Shumber*
- IRVINGTON 121. Bryant, George C., Agribusiness & Tech. Center  
Rte. 2, Box 480, 36544. (205) 957-2845. [b, s]; (4, 284).
- JACKSON 122. Clarke Co. Area Voc. Center, Jackson High School  
P.O.B. 547, 36545. [b, s]; (297).
- JACKSONVILLE 123. Calhoun Co. Area Voc. Center  
200 Trade School Dr., 36265. (205) 435-3048. [b, s]; (297).
- JASPER 124. Missy's Fine Arts Studio  
1301 5th St., W., 35501. [a, s]; (111).
125. Walker Co. Area Voc. Center  
1100 E. 19th St., 35501. (205) 387-0519. [b, s]; (297).
- KILLEN 126. Allen Thornton Area Voc. School  
Rte. 1, Box 400, 35645. (205) 757-1124. [b]; (297). *Connie Johnson*
- LACEY SPRINGS 127. South Huntsville Flying Services, Inc.  
P.O.B. 37, 35754. [a, s, v]; (3).
- LAFAYETTE 128. Chambers Co. Area Voc. Center 1977  
P.O.B. 318, 502 AVC Dr., S.E., 36862. (205) 864-8863. [b]; (1, 17, 18, 30, 31, 32, 33, 37, 41, 62, 119, 196, 198, 250, 260, 303). *Leonard Brown*
- LEEDS 129. Leeds Beauty School  
820 E. Parkway Dr., 35094. (205) 699-2807. [a, r, s, v]; (27).
- LINDEN 130. Marengo Co. Area Voc. Center  
2450 E. Coats Ave., 36748-2504. (205) 295-4237. [b, s]; (1, 5, 10, 18, 92, 131, 135, 198, 236, 246, 250, 260, 284, 297). *Billy Ray Sanders*
- LINEVILLE 131. Clay Co. Area Voc. Center  
P.O.B. 543, 36266. (205) 396-2870. [b, s]; (297).
- LIVINGSTON 132. Sumter Co. Area Voc. Center  
P.O.B. 1380, 35470. (205) 652-9469. [b, s]; (297).
- LUVERNE 133. Crenshaw Co. Area Voc. Center  
1406 Woodford Ave., S., 36049. (205) 335-3319. [b, s]; (297).
- MARION 134. Marion City Area Voc. Center  
P.O.B. 178, 36756. (205) 683-9307. [b, s]; (297).
- MOBILE 135. Alabama Aviation & Tech. Off Campus Center 1976  
246 Club Manor Dr., 36615. (205) 438-2816. [b, s, sacs, v]; (22). *Larrie F. Zimmer*
136. Alabama Institute of Real Estate  
2102 Government St., 36606. (205) 479-7333. [a, s]; (233).
137. American Real Estate Institute  
760 Azalea Rd., 36609. (205) 661-5192. [a, s]; (233).
138. Bishop State Comm. College 1927  
351 N. Broad St., 36603-5898. (205) 690-6801. [b, s, sacs]; (70, 156, 246). *Tony Hazzard*
139. Broadcast Electronics Institute  
1605 Carlisle Dr., E., 36618. [a, s]; (97).
140. Capps College 1984  
3100 Cottage Hill Rd., Bldg. 5, 36606-2999. (205) 473-1393. [a, bb, r, s, v]; (177, 178, 180, 181, 198). *Morgan P. Landry*

- GUNTERSVILLE 98. Marshall Tech. School  
Rte. 2, Box 435D, Hwy. 431, S., 35976. (205) 582-5629. [b]; (5, 17, 18, 31, 41, 85, 94, 97, 224, 230, 236, 276, 303).
- HALEYVILLE 99. Haleyville Area Voc. Center  
E. 20th St., 35565. (205) 486-9481. [b, s]; (297).
- HAMILTON 100. Northwest Alabama State Tech. College  
P.O. Drawer 9, 35570. (205) 921-3177. [b, s, v]; (5, 17, 18, 22, 25, 32, 62, 70, 77, 97, 169, 176, 200, 230, 236, 246, 276, 281).
- HANCEVILLE 101. Wallace State Comm. College 1966  
801 Main St., N.W., 35077-9080. (205) 352-6403. [b, s, sacs, v]; (284, 297). *Diane Harris*
- HARTSELLE 102. Hartselle Voc. Center  
111 Booth St., 35640. (205) 773-4111. [b, s]; (297).
- HAYNEVILLE 103. Lowndes Co. Area Voc. Center  
Rte. 1, Box 89, 36040. (205) 563-7389. [b, s]; (297).
- HEFLIN 104. Cleburne Co. Area Voc. Center  
Rte. 2, Box 78-A, 36264. [b, s]; (297).
- HOLLYWOOD 105. Jackson Co. Tech. School  
Rte. 1, Box 166, 35752. (205) 574-6079. [b, s]; (284).
- HOLT 106. Singleton, J. Paul, Area Voc. Center  
3801 Alabama Ave., 35404. (205) 556-1668. [b, s]; (297).
- HOMEWOOD 107. Alabama Courses in Real Estate 1958  
3499-B Independence Dr., Oxford Bldg., 35209. (205) 871-3399. [a, s]; (233, 244). *Don Williams*
- HUEYTOWN 108. Gilmore-Bell Area Voc. Center  
4933 Bessemer Johns Rd., 35023. [b, r, s]; (297).
- HUNTSVILLE 109. Control Data Corp.  
620 Discovery Dr., N.W., Bldg. 2, 35806-2802. [a]; (57).
110. Drake, J.F., State Tech. College 1961  
3421 Meridian St., N., 35811. (205) 539-8161. [b, r, s, sacs, v]; (5, 18, 25, 32, 57, 62, 85, 99, 126, 199, 200, 246, 303). *W.J. Burruss*
111. Huntsville Area Voc.-Tech. Center  
2800 Drake Ave., S.W., 35805. (205) 881-8770. [b, s]; (284, 297).
112. Huntsville Aviation  
P.O.B. 6063, 35806-3003. [a, s, v]; (3).
113. Huntsville Hospital, School of Radiological Technology  
101 Sivley Rd., S.W., 35801. [s, v]; (308).
114. Madison Co. Tech. Center  
1275 Jordan Rd., 35811. (205) 852-2170. [b, s]; (284).
115. Masters Institute of Cosmetology 1978  
8215 Stephanie Dr., S.E., 35802. (205) 881-8587. [a, nacs, r, s, v]; (62). *Sarah Owens*
116. North Alabama College of Commerce, Inc. 1948  
2820 Holmes Ave., 35816-3900. (205) 539-0428. [a, s, sacs, v]; (1, 32, 33, 34, 70, 180, 208, 246, 247, 248). *Deborah England Dalton*
117. Porter, Ben, Real Estate School  
3409 S. Memorial Pkwy., S., 35801. (205) 881-9676. [a, s]; (233).
118. Real Estate Academy of Huntsville  
7535 S. Memorial Pkwy., 35802-2276. (205) 883-9400. [a, s]; (233).

## MOBILE

159. Spaulding Business College  
2659 Cheshire Dr., S., 36605. (205) 433-8866. [a, s, v]; (1, 32, 34, 247).
160. Twentieth Century College  
P.O.B. 760, 352 Government St., 36601. (205) 438-9837. [a, bb, r, s, v]; (1, 32, 34, 246).
161. White's Barber College <sup>1960</sup>  
P.O.B. 818, 1350 Dr. Martin Luther King, Jr., Ave., 36601.  
(205) 432-8952. [a, s]; (25). *Isaac White*
162. William's Welding & Industrial Trade Center  
428 E. Chin, 36610. (205) 452-9472. [a, s]; (303).

## MONROEVILLE

163. Monroe Co. Area Voc. Center  
Tiger Dr., 36460. (205) 575-4382. [b, s]; (297).
164. Patrick Henry State Jr. College  
P.O.B. 2000, 36460. (205) 575-3158. [a, s]; (284, 297).

## MONTGOMERY

165. Alabama Christian College, Practical Nursing Program  
5345 Atlanta Hwy., 36109. (205) 272-5820. [a, v]; (200).
166. Alabama Health Care School  
1673 S. Perry St., 36104. (205) 263-3881. [a, s]; (198).
167. American Real Estate Institute <sup>1967</sup>  
P.O.B. 42, 2426 Spruce, 36101-0042. (205) 262-2701. [a, s, v]; (11, 233). *Frank W. Anderson*
168. Auburn Univ. at Montgomery, Division of Continuing Education  
Hwy. 80, E., 36109. [b]; (148, 233).
169. Career Beauty College, Inc.  
1103 Mulberry, 36105. (205) 269-2500. [a, nacs, s, v]; (27).
170. Central Alabama Industrial Center  
2035 Mobile Rd., 36108. (205) 285-1594. [a, s]; (31, 32, 41, 61, 219).
171. Central Area Voc. Center  
632 S. Union St., 36104. (205) 269-9111. [b, s]; (297).
172. Coastal Training Institute <sup>1982</sup>  
5950 S. Monticello Dr., 36117-1964. (205) 279-8241. [a, sacs]; (62, 85, 177, 246). *Cory Erks*
173. Cook's Unisex Styling School  
3014 Elder St., 36105. [a, s]; (25).
174. Draughon Business College  
122 Commerce St., 36102. (205) 263-1013. [a, bb]; (1, 34, 246).
175. Jackson Hospital & Clinic, School of Radiology Technology  
1235 Forest Ave., 36108. [a, v]; (308).
176. Montgomery Area Skills Center  
118 Commerce St., 36104. (205) 263-4495. [b]; (32).
177. Montgomery Area Voc. Center  
1400 W. Fifth St., 36106. (205) 269-3780. [b, s]; (284, 297).
178. Montgomery Aviation Corp.  
P.O.B. 92, 36101. [a, s, v]; (3).
179. Patterson, John M., State Tech. College <sup>1962</sup>  
3920 Troy Hwy., 36116. (205) 284-9356. [b, s, sacs, v]; (5, 18, 20, 25, 57, 62, 77, 85, 97, 119, 126, 135, 169, 246, 260, 292, 303). *W.M. Goolsby*
180. Prince Institute of Professional Studies <sup>1976</sup>  
7735 Atlanta Hwy., 36117-4231. (205) 271-1670. [a, bb, v]; (64). *Charles L. Prince*

## ALABAMA (4)

## MOBILE

141. Carver Campus, Bishop State Comm. College <sup>1962</sup>  
414 Stanton St., 36617. (205) 473-8692. [b, s, sacs]; (1, 17, 18, 25, 30, 31, 61, 62, 180, 180, 219, 246, 247, 248, 270, 284, 303). *Maurice A. Holt*
142. Century 21 Academy of Real Estate  
1806 Old Government Rd., 36606. [a, s]; (233).
143. Charles Academy of Beauty Culture  
2986 Eslava Creek Pkwy., 36606. (205) 478-6401. [a, nacs]; (62). *Charles Prince*
144. Cooper Institute of Real Estate  
411 Azalea Rd., 36609. (205) 344-5925. [a, s]; (233).
145. Cunard Neely School of Bartending <sup>1983</sup>  
1807 Old Shell Rd., 36607. (205) 476-7665. [a, r, s]; (26). *Paul O. Neely*
146. Duncan's Wholesale Floral Design School  
3800 Cottage Hill Rd., 36609. [a, s]; (115).
147. Health Care Training Institute <sup>1984</sup>  
1060 Springhill Ave., 36604-2724. (205) 433-5042. [a, sacs]; (136, 198). *Bertha I. George*
148. Mobile Academy of Hair Design, Inc. <sup>1979</sup>  
3050 Goldeneye Dr., 36695-4246. (205) 344-0685. [a, nacs, s, v]; (25, 27, 62). *Jim Carlen*
149. Mobile Infirmary, School of Medical & X-Ray Technology  
P.O.B. 2144, Louise St., 36601. (178, 308).
150. Murphy Area Voc. Center  
100 S. Carlen St., 36601. (205) 473-2291. [b, s]; (297).
151. Neely Business School <sup>1977</sup>  
1807 Old Shell Rd., 36607. (205) 476-7665. [a, ia, r, s]; (32). *Paul O. Neely*
152. Phillips College of Mobile <sup>1915</sup>  
3446 Demetropolis Rd., 36693-4642. [a, bb]; (1, 30, 57, 70, 81, 109, 140, 141, 143, 177, 180, 208, 235, 239, 247, 248, 287, 305). *Jay Lambeth*
153. Providence School of Nursing  
P.O.B. 850724, 1504 Springhill Ave., 36685. (205) 438-7611. [s, v]; (199).
154. Rhone's Beauty College <sup>1986</sup>  
2056 Stone St., 36617. (205) 478-1446. [a]; (27). *Leanna Rhone*
155. South Alabama General Aviation, Inc.  
Mobile Aerospace Airport, Bldg. 901, 36615. [a, s, v]; (3).
156. South Alabama Skills Center <sup>1978</sup>  
848-A Butler Dr., 36693. (205) 661-0215. [b, s]; (30, 31, 41, 45, 70, 136, 170, 198, 246). *Charles V. Lang*
157. Southeast College of Technology <sup>1986</sup>  
828 Downtowner Loop, W., 36609-5404. (205) 343-8200. [a, r, s, t, v]; (1, 30, 32, 34, 57, 70, 81, 85, 97, 98, 147, 177, 178, 246). *Mike Lanouette*
158. Southwest State Tech. College <sup>1952</sup>  
925 Dauphin Island Pkwy., 36605. (205) 479-0003. [b, ia, r, s, sacs, v]; (5, 18, 37, 41, 62, 77, 86, 94, 97, 147, 154, 169, 200, 224, 230, 239, 292, 300). *Tommy Gilmore*

- PHIL CAMPBELL 201. Northwest Alabama Comm. College  
Rte. 3, Box 77, 35581. (205) 993-5331. [b, sacs]; (1, 5, 14, 18,  
22, 25, 32, 57, 62, 77, 85, 99, 100, 129, 180, 199, 200, 233).  
*Charles T. Taylor*
- PRATTVILLE 202. Autauga Co. Area Voc. Center  
P.O.B. 249, 36067. (205) 361-0258. [b, s]; (297).
- PRICHARD 203. Alabama Beauty College 1967  
P.O.B. 10056, 36610-0056. [a, nacs, r, v]; (62).  
204. Faulkner, T.L., Voc. School 1972  
33 W. Elm St., 36610. (205) 452-3445. [b, s, sacs]; (5, 17, 18,  
41, 47, 85, 94, 99, 126, 198, 236, 270, 292, 303).  
*Herschell R. Wilson*
- RAINSVILLE 205. DeKalb Co. Area Voc. Center  
P.O.B. 529, 35986. (205) 638-2401. [b, s]; (297).  
206. Northeast Alabama State Jr. College 1966  
P.O.B. 159, Hwy. 35, W., 35986. (205) 638-4418. [b, nln,  
sacs]; (57, 199, 208, 246).  
*Dr. Joe Burke*
- ROBERTSDALE 207. Robertsdale Area Voc. Center  
P.O.B. 549, 36567. (205) 947-5041. [b, s]; (297).
- ROCKFORD 208. Coosa Co. Area Voc. Center  
Rte. 2, 35136. (205) 377-4678. [b, s]; (297).
- RUSSELLVILLE 209. Franklin Co. Area Voc. Center  
Rte. 6, 35653. (205) 332-2127. [b, s]; (297).  
210. Russellville Area Voc. Center  
Waterloo Rd., 35653. (205) 332-4552. [b, s]; (297).
- SCOTTSBORO 211. Gaither & Company Beauty School 1979  
414 E. Willow St., 35768. (205) 259-1001. [a, nacs]; (62).  
*Stancel Gaither*
- SEALE 212. Russell Co. Area Voc. School  
P.O.B. 197, 36875. (205) 855-4721. [b, s]; (297).
- SELMA 213. Dallas Co. Area Voc. School  
1306 Roosevelt Ave., 36701. (205) 872-8031. [b, s]; (297).  
214. Holland Jewellery School 1970  
P.O.B. 882, 1034 Dawson Ave., 36702-0882. (205) 874-4252.  
[a, r, s, v]; (74, 75, 123, 124, 153, 154, 155). *Ricky Holland*  
215. Sky Harbor Aviation  
P.O.B. 951, Selfield-Selma Municipal Airport, 36701. [a, s, v];  
(3).  
216. Wallace Comm. College 1966  
P.O. Drawer 1049, 3000 Range Line Rd., 36702-1049. (205)  
875-2634. [b, napn, s, sacs, v]; (1, 5, 17, 18, 32, 57, 62, 85,  
94, 97, 197, 199, 200, 233, 246, 281, 303). *W.D. Beaty*
- SLOCOMB 217. Geneva Co. Area Voc. Center  
36375. (205) 886-2008. [b, s]; (297).
- SUMITON 218. Walker State Tech. College  
P.O.B. K, Hwy. 78, W., 35148. (205) 648-3271. [b, v]; (5, 17,  
18, 31, 32, 62, 85, 94, 200, 230, 236, 276, 303).
- SYLACAUGA 219. Coosa Valley Medical Center, School of Nursing 1951  
S. Mobile Ave., 35150. (205) 249-5715. [b]; (199).  
*Melanie B. Landers*
- TALLADEGA 220. Gentry, E.H., Tech. Facility  
P.O.B. 698, 35160. (205) 362-1050. [b, s]; (284).  
221. Talladega City Voc. Center  
110 Piccadilly Ck., 35160. (205) 362-8242. [b, s]; (297).

## ALABAMA (5)

- MONTGOMERY 181. St. Jude's School of Practical Nursing  
2048 W. Fairview Ave., 36108. (205) 262-6043. [a, s, v]; (200).  
182. St. Margarets Hospital, School of Radiological Technology  
834 Adams St., 36101. [s, v]; (308).  
183. Trenholm State Tech. College 1966  
P.O.B. 9000, 1225 Air Base Blvd., 36108. (205) 832-9000. [b,  
napn, r, s, sacs, v]; (1, 17, 32, 37, 41, 47, 71, 72, 100, 115, 116,  
136, 138, 177, 179, 200, 219, 247). *Sam Munnerlyn*  
184. Troy State Univ., Radio & TV Broadcasting Institute  
Whitney Hall, 213 Montgomery St., 36104. [b]; (230, 276).  
185. Union Street Area Voc. Center  
607 S. Union St., 36104. (205) 269-9111. [b, s]; (297).  
186. World Travel Career School 1985  
3701 Atlanta Hwy., 36109. (205) 279-8720. [a]; (287).  
*Liz Sadie Sutton*
- MOULTON 187. Lawrence Co. Voc.-Tech. School  
P.O.B. 606, 35650. (205) 974-3751. [b, s]; (284, 297).
- MUSCLE SHOALS 188. Muscle Shoals Area Voc. Center 1975  
P.O.B. 2186, 3300 Wilson Dam Hwy., 35682. (205) 389-2660.  
[b, s, sacs]; (1, 17, 32, 41, 62, 86, 303). *Sylvia J. Silley*  
189. Muscle Shoals State Tech. College  
P.O.B. 2545, George Wallace Blvd., 35660. (205) 381-2813.  
[b, v]; (1, 5, 17, 18, 30, 31, 32, 37, 41, 62, 70, 85, 93, 94, 97,  
169, 200, 230).
- NEW BROCKTON 190. Coffee Co. Area Voc. Center  
P.O.B. 160, 36351. (205) 894-6748. [b, s]; (297).
- NEWVILLE 191. Newville Area Voc. Center  
P.O. Drawer 70, 36353. (205) 889-4481. [b, s]; (297).
- NORTHPORT 192. Tuscaloosa Co. Area Voc. Center  
2200 24th St., 35478. (205) 339-5959. [b, s]; (297).
- OPELIKA 193. Opelika State Tech. College 1965  
P.O.B. 2268, 1701 Lafayette Pkwy., 36803-2268. (205) 745-  
6437. [b]; (1, 5, 17, 18, 37, 47, 57, 62, 70, 86, 94, 99, 169, 200,  
246, 292, 303). *John Marcinowski*  
194. MacArthur, Douglas, State Tech. College 1965  
P.O.B. 649, 1708 N. Main St., 36867. (205) 493-3573. [b,  
sacs]; (1, 5, 17, 18, 25, 37, 62, 70, 77, 86, 94, 99, 200, 230,  
246, 292, 303). *Loyette Sansom*
- OXFORD 195. Oxford Area Voc. Center  
915 Stewart St., 36203. [b, s]; (297).
- OZARK 196. Alabama Aviation & Tech. College 1960  
P.O.B. 1209, Hwy. 231, S., 36381-1209. (205) 774-5113. [b,  
s, sacs, v]; (18, 22, 97, 102, 303). *C. Floyd Johnston*  
197. Ozark Voc. School  
Faust Ave., 36360. (205) 774-4949. [b]; (297).
- PHENIX CITY 198. Chattahoochee Valley State Comm. College  
2602 Savage Dr., 36867. (205) 297-4981. [b]; (1, 24, 32, 94,  
97, 112, 199, 206, 216, 221, 233, 237, 272, 277, 308).  
199. Cobb Memorial Hospital, School of Practical Nursing  
P.O.B. 190, 1707 21st Ave., 36867. [a, r, s, v]; (200).  
200. Phenix City Area Voc.-Tech. Center  
2400 Dobbs Dr., 36867. (205) 298-7684. [b, s]; (284, 297).



(H) ALABAMA AGRICULTURAL AND MECHANICAL UNIVERSITY  
 POST OFFICE BOX 295  
 NORMAL 35742  
 UNIT ID: 100454  
 HIGHEST OFFERING: DOCTORS DEGREE  
 ENROLLMENT: 5,928 (58% F)  
 UNDERGRAD TUITION (IN-STATE): \$1,134  
 ROOM: \$794  
 PROGRAMS: ACAD  
 ACCREDITATION: SOUTHERN,ENGT,SH,TEC

TELEPHONE: (205) 859-7011  
 CONTROL: PUBLIC  
 FICE: 001002  
 GRAD TUITION: \$1,370  
 BOARD: \$1,242 (21)

(H) AMER INST OF PSYCHOTHERAPY-GRAD SCH OF PROF PSYC  
 2611 LEEMAN FERRY RD  
 HUNTSVILLE 35891-5411  
 UNIT ID: 100779  
 HIGHEST OFFERING: DOCTORS DEGREE  
 ENROLLMENT: 44 (45% F)  
 NO DORMITORY  
 PROGRAMS: ACAD  
 ACCREDITATION: \*

TELEPHONE: (205) 534-9008  
 CONTROL: INDEP NONPROFIT  
 FICE: 029238  
 GRAD TUITION: \$5,940  
 NO MEAL PLAN

(H) ALABAMA AVIATION AND TECHNICAL COLLEGE  
 PO BOX 1279  
 OZARK 36861  
 UNIT ID: 100672  
 HIGHEST OFFERING: ASSOCIATES DEGREE  
 ENROLLMENT: \*  
 TUITION (IN-DISTRICT): \$810  
 ROOM: \$930  
 PROGRAMS: OCCUP,ACAD  
 ACCREDITATION: \*

TELEPHONE: (205) 774-5115  
 CONTROL: PUBLIC  
 FICE: 005759  
 NO MEAL PLAN

(H) ATHENS STATE COLLEGE  
 BEATY STREET  
 ATHENS 35611  
 UNIT ID: 100812  
 HIGHEST OFFERING: BACHELORS DEGREE  
 ENROLLMENT: 1,484 (54% F)  
 TUITION (IN-STATE): \$1,155  
 ROOM: \$675  
 PROGRAMS: ACAD  
 ACCREDITATION: \*

TELEPHONE: (205) 232-1002  
 CONTROL: PUBLIC  
 FICE: 001000  
 BOARD: \*

ALABAMA BIBLE INSTITUTE  
 PO BOX 727  
 GUNN 35863  
 UNIT ID: 100693  
 HIGHEST OFFERING: ASSOCIATES DEGREE  
 ENROLLMENT: \*

TELEPHONE: (205) 460-3420  
 CONTROL: PROTESTANT

INSTITUTIONAL DATA NOT REPORTED

ATHORE STATE TECHNICAL COLLEGE  
 PO BOX 1119  
 ATHORE 36504  
 UNIT ID: 100921  
 HIGHEST OFFERING: TWO BUT LESS THAN FOUR YEARS  
 ENROLLMENT: 464 (12% F)  
 TUITION (IN-DISTRICT): \$800  
 NO DORMITORY  
 PROGRAMS: OCCUP  
 ACCREDITATION: \*

TELEPHONE: (205) 360-8118  
 CONTROL: PUBLIC  
 NO MEAL PLAN

(H) ALABAMA CHRISTIAN SCHOOL OF RELIGION  
 7500 TAYLOR ROAD  
 MONTGOMERY 36117  
 UNIT ID: 100690  
 HIGHEST OFFERING: POST-MASTERS CERTIFICATE  
 (ALSO OFFERS FIRST-PROFESSIONAL)  
 ENROLLMENT: \*  
 UNDERGRAD TUITION: \$2,455  
 NO DORMITORY  
 PROGRAMS: ACAD,CONT PROF  
 ACCREDITATION: \*

TELEPHONE: (205) 277-2277  
 CONTROL: PROTESTANT  
 FICE: 029482  
 GRAD TUITION: \$2,455  
 NO MEAL PLAN

(H) AUBURN UNIVERSITY AT MONTGOMERY  
 ATLANTA HIGHWAY  
 MONTGOMERY 36196-0401  
 UNIT ID: 100630  
 HIGHEST OFFERING: POST-MASTERS CERTIFICATE  
 ENROLLMENT: 5,185 (57% F)  
 UNDERGRAD TUITION (IN-STATE): \$1,095  
 ROOM: \$1,200  
 PROGRAMS: ACAD,CONT PROF  
 ACCREDITATION: SOUTHERN,MUR,TEC

TELEPHONE: (205) 271-9300  
 CONTROL: PUBLIC  
 FICE: 000310  
 GRAD TUITION: \$1,095  
 NO MEAL PLAN

(H) ALABAMA STATE UNIVERSITY  
 915 SOUTH JACKSON STREET  
 MONTGOMERY 36195  
 UNIT ID: 100724  
 HIGHEST OFFERING: POST-MASTERS CERTIFICATE  
 ENROLLMENT: 3,549 (58% F)  
 UNDERGRAD TUITION (IN-STATE): \$1,044  
 ROOM: \*  
 PROGRAMS: ACAD  
 ACCREDITATION: SOUTHERN,MUS,TEC

TELEPHONE: (205) 293-4100  
 CONTROL: PUBLIC  
 FICE: 001005  
 GRAD TUITION: \$1,155  
 BOARD: \$976 (20)

(H) AUBURN UNIVERSITY MAIN CAMPUS  
 AUBURN UNIV 36849  
 UNIT ID: 100650  
 HIGHEST OFFERING: DOCTORS DEGREE  
 (ALSO OFFERS FIRST-PROFESSIONAL)  
 ENROLLMENT: 19,363 (42% F)  
 UNDERGRAD TUITION (IN-STATE): \$1,325  
 ROOM: \$1,200  
 PROGRAMS: ACAD  
 ACCREDITATION: SOUTHERN,ARCH,ART,AUD,BUS,CLPSY-DIET,ENGT,  
 FIDER,FOR,LSAR,MPCD,MUS,MUR,PHAR,SP,SH,  
 TED,VET

TELEPHONE: (205) 826-4000  
 CONTROL: PUBLIC  
 FICE: 001009  
 GRAD TUITION: \$1,325  
 NO MEAL PLAN

PO BOX 699  
 ALEXANDER CY 35810  
 UNIT ID: 100760  
 HIGHEST OFFERING: ASSOCIATES DEGREE  
 ENROLLMENT: 1,051 (54% F)  
 TUITION (IN-DISTRICT): \$400  
 NO DORMITORY  
 PROGRAMS: OCCUP,ACAD,AD BASIC  
 ACCREDITATION: \*

TELEPHONE: (205) 234-6346  
 CONTROL: PUBLIC  
 FICE: 001007  
 NO MEAL PLAN

BAPTIST MEDICAL CENTER SCHOOL OF MEDICAL TECH  
 2105 E SOUTH BLVD  
 MONTGOMERY 36198  
 UNIT ID: 100885  
 HIGHEST OFFERING: POSTBACCALAUREATE CERTIFICATE  
 ENROLLMENT: \*

TELEPHONE: (205) 289-2100  
 CONTROL: PROTESTANT

INSTITUTIONAL DATA NOT REPORTED

(H) BESSEMER STATE TECHNICAL COLLEGE  
P.O. BOX 188  
BESSEMER 35821  
UNIT ID: 188919  
HIGHEST OFFERING: ASSOCIATES DEGREE  
ENROLLMENT: 1,765 (37% F)  
TUITION (IN-DISTRICT): \$200  
NO DORMITORY  
PROGRAMS: OCCUP  
ACCREDITATION: SOUTHERN.DA

TELEPHONE: (205) 428-6591  
CONTROL: PUBLIC  
FICE: 805784  
NO MEAL PLAN

(H) C A FREDD STATE TECHNICAL COLLEGE  
3481 M L KING JR BLVD  
TUSCALOOSA 35481  
UNIT ID: 188974  
HIGHEST OFFERING: TWO BUT LESS THAN FOUR YEARS  
ENROLLMENT: 375 (61% F)  
TUITION (IN-DISTRICT): 8809  
NO DORMITORY  
PROGRAMS: OCCUP  
ACCREDITATION: "

TELEPHONE: (205) 750-3361  
CONTROL: PUBLIC  
FICE: 805248  
NO MEAL PLAN

BIRMINGHAM SCHOOL OF LAW  
923 FRANK NELSON BLDG, 205 N 20TH  
BIRMINGHAM 35203  
UNIT ID: 188928  
HIGHEST OFFERING: BACHELORS DEGREE  
(ALSO OFFERS FIRST-PROFESSIONAL)  
ENROLLMENT: "

TELEPHONE: (999) 251-1177  
CONTROL: PROFIT MAKING

(H) CARVER STATE TECHNICAL COLLEGE  
416 STANTON STREET  
MOBILE 36617  
UNIT ID: 188991  
HIGHEST OFFERING: TWO BUT LESS THAN FOUR YEARS  
ENROLLMENT: 455 (55% F)  
TUITION (IN-DISTRICT): 8810  
NO DORMITORY  
PROGRAMS: OCCUP,ACAD,CONT PROF,AD BASIC  
ACCREDITATION: "

TELEPHONE: (205) 475-8692  
CONTROL: PUBLIC  
FICE: 805703  
NO MEAL PLAN

INSTITUTIONAL DATA NOT REPORTED

(H) BIRMINGHAM SOUTHERN COLLEGE  
988 ARKADELPHIA ROAD  
BIRMINGHAM 35254  
UNIT ID: 188917  
HIGHEST OFFERING: MASTERS DEGREE  
ENROLLMENT: 1,725 (54% F)  
UNDERGRAD TUITION: 86,980  
ROOM: \$1,080  
PROGRAMS: ACAD  
ACCREDITATION: SOUTHERN,MUS,MUR,TED

TELEPHONE: (999) 226-4600  
CONTROL: PROTESTANT  
FICE: 801812  
GRAD TUITION: 85,050  
BOARD: \$1,780 (14)

(H) CATAHOOCHEE VALLEY COMMUNITY COLLEGE  
2402 SAVAGE DRIVE  
PHENIX CITY 36867  
UNIT ID: 181828  
HIGHEST OFFERING: TWO BUT LESS THAN FOUR YEARS  
ENROLLMENT: 1,864 (61% F)  
TUITION (IN-DISTRICT): 8680  
NO DORMITORY  
PROGRAMS: OCCUP,ACAD,REC,AD BASIC  
ACCREDITATION: SOUTHERN,ADMUR,PHUR

TELEPHONE: (205) 297-4901  
CONTROL: PUBLIC  
FICE: 812182  
NO MEAL PLAN

BIRMINGHAM THEOLOGICAL SEMINARY  
PO BOX 43551  
BIRMINGHAM 35248  
UNIT ID: 188946  
HIGHEST OFFERING: "  
ENROLLMENT: "

TELEPHONE: "  
CONTROL: "

(H) CHANCEY SPARKS STATE TECHNICAL COLLEGE  
P.O. DRAKER 580  
EUFULA 36827  
UNIT ID: 181837  
HIGHEST OFFERING: ASSOCIATES DEGREE  
ENROLLMENT: 379 (48% F)  
TUITION (IN-DISTRICT): 8680  
NO DORMITORY  
PROGRAMS: OCCUP  
ACCREDITATION: "

TELEPHONE: (205) 687-3543  
CONTROL: PUBLIC  
FICE: 805736  
NO MEAL PLAN

INSTITUTIONAL DATA NOT REPORTED

(H) BOOKER T WASHINGTON BUSINESS COLLEGE  
PO BOX 697  
BIRMINGHAM 35201  
UNIT ID: 188955  
HIGHEST OFFERING: ASSOCIATES DEGREE  
ENROLLMENT: 173 (78% F)  
TUITION: 8925  
ROOM: "  
PROGRAMS: OCCUP,ACAD  
ACCREDITATION: JRCS

TELEPHONE: (205) 252-4181  
CONTROL: PROFIT MAKING  
FICE: 884461  
BOARD: "

(H) COMMUNITY COLLEGE OF THE AIR FORCE  
MAIDELL A F B  
MONTGOMERY 36112  
UNIT ID: 188656  
HIGHEST OFFERING: ASSOCIATES DEGREE  
ENROLLMENT: 34,617 (13% F)  
TUITION (IN-DISTRICT): 80  
ROOM: "  
PROGRAMS: ACAD  
ACCREDITATION: "

TELEPHONE: (205) 293-4384  
CONTROL: PUBLIC  
FICE: 812388  
BOARD: "

(H) BREWER STATE JUNIOR COLLEGE  
2431 TEMPLE AVENUE, NORTH  
FAYETTE 35555  
UNIT ID: 188964  
HIGHEST OFFERING: ASSOCIATES DEGREE  
ENROLLMENT: 680 (58% F)  
TUITION (IN-DISTRICT): 8680  
NO DORMITORY  
PROGRAMS: OCCUP,ACAD,AD BASIC  
ACCREDITATION: "

TELEPHONE: (205) 932-3221  
CONTROL: PUBLIC  
FICE: 809134  
NO MEAL PLAN

(H) CONCORDIA COLLEGE  
1804 GREEN STREET  
SELMA 36701  
UNIT ID: 188973  
HIGHEST OFFERING: ASSOCIATES DEGREE  
ENROLLMENT: 410 (78% F)  
TUITION: 83,262  
ROOM: \$1,864  
PROGRAMS: ACAD  
ACCREDITATION: "

TELEPHONE: (205) 875-1550  
CONTROL: OTHER RELIGIOUS  
FICE: 818654  
BOARD: \$1,732 (21)

DCM REGIONAL MEDICAL CENTER SCH OF RAD TECHNOLOGY  
 889 UNIVERSITY BLVD  
 TUSCALOOSA 35463 TELEPHONE: (205) 759-7312  
 UNIT ID: 101125 CONTROL: PUBLIC  
 HIGHEST OFFERING: TWO BUT LESS THAN FOUR YEARS  
 ENROLLMENT: 10 (98% F)  
 TUITION (IN-DISTRICT): \$500  
 NO DORMITORY NO MEAL PLAN  
 PROGRAMS: ACAD, CONT PROF  
 ACCREDITATION: \*

2211 WINDOLLA AVE  
 WIRTINGHAM 35205 TELEPHONE: (205) 252-7532  
 UNIT ID: 101198 CONTROL: PROTESTANT  
 HIGHEST OFFERING: ASSOCIATES DEGREE  
 ENROLLMENT: \* FICE: 901003  
 TUITION: \$3,850  
 NO DORMITORY NO MEAL PLAN  
 PROGRAMS: OCCUP, ACAD, CONT PROF  
 ACCREDITATION: \*

(M) DOUGLAS MACARTHUR STATE TECHNICAL COLLEGE  
 PO BOX 649  
 OPP 36467 TELEPHONE: (205) 493-3573  
 UNIT ID: 101107 CONTROL: PUBLIC  
 HIGHEST OFFERING: TWO BUT LESS THAN FOUR YEARS  
 ENROLLMENT: 470 (46% F) FICE: 005698  
 TUITION (IN-DISTRICT): \$600  
 NO DORMITORY NO MEAL PLAN  
 PROGRAMS: OCCUP, ACAD  
 ACCREDITATION: \*

(M) FAULKNER UNIVERSITY-FLORENCE  
 1901 FLORENCE BLVD  
 FLORENCE 35630 TELEPHONE: (205) 766-5660  
 UNIT ID: 101204 CONTROL: PROTESTANT  
 HIGHEST OFFERING: ASSOCIATES DEGREE  
 ENROLLMENT: \* FICE: 901003  
 TUITION: \$3,850  
 NO DORMITORY NO MEAL PLAN  
 PROGRAMS: OCCUP, ACAD, CONT PROF  
 ACCREDITATION: \*

(M) DRAUGHONS JUNIOR COLLEGE  
 122 COMMERCE ST  
 MONTGOMERY 36104 TELEPHONE: (205) 269-1015  
 UNIT ID: 101116 CONTROL: PROFIT MAKING  
 HIGHEST OFFERING: ASSOCIATES DEGREE  
 ENROLLMENT: 275 (85% F) FICE: 004463  
 TUITION: \$8,465  
 ROOM: \* BOARD: \*  
 PROGRAMS: OCCUP, ACAD  
 ACCREDITATION: JRCS

(M) FAULKNER UNIVERSITY-HUNTSVILLE  
 2650 JORDAN LANE  
 HUNTSVILLE 35810 TELEPHONE: (205) 830-2626  
 UNIT ID: 101213 CONTROL: PROTESTANT  
 HIGHEST OFFERING: ASSOCIATES DEGREE  
 ENROLLMENT: \* FICE: 901003  
 TUITION: \$3,850  
 NO DORMITORY NO MEAL PLAN  
 PROGRAMS: OCCUP, ACAD, CONT PROF  
 ACCREDITATION: \*

(M) ENTERPRISE STATE JUNIOR COLLEGE  
 P O BOX 1300  
 ENTERPRISE 36351 TELEPHONE: (205) 347-2623  
 UNIT ID: 101195 CONTROL: PUBLIC  
 HIGHEST OFFERING: ASSOCIATES DEGREE  
 ENROLLMENT: 2,804 (59% F) FICE: 001015  
 TUITION (IN-DISTRICT): \$600  
 NO DORMITORY NO MEAL PLAN  
 PROGRAMS: OCCUP, ACAD, CONT PROF, REC, AD BASIC  
 ACCREDITATION: \*

(M) FAULKNER UNIVERSITY-MOBILE  
 1050 GOVERNMENT ST  
 MOBILE 36689 TELEPHONE: (205) 433-9527  
 UNIT ID: 201418 CONTROL: PROTESTANT  
 HIGHEST OFFERING: ASSOCIATES DEGREE  
 ENROLLMENT: \* FICE: 901003  
 TUITION: \$3,850  
 NO DORMITORY NO MEAL PLAN  
 PROGRAMS: OCCUP, ACAD, CONT PROF  
 ACCREDITATION: \*

(M) FAULKNER STATE JUNIOR COLLEGE  
 HWY 31 SOUTH  
 BAY MINETTE 36687 TELEPHONE: (205) 927-9501  
 UNIT ID: 101191 CONTROL: PUBLIC  
 HIGHEST OFFERING: ASSOCIATES DEGREE  
 ENROLLMENT: 2,950 (63% F) FICE: 001060  
 TUITION (IN-DISTRICT): \$600  
 ROOM: \$675 BOARD: \$1,050 (15)  
 PROGRAMS: OCCUP, ACAD, CONT PROF, AD BASIC  
 ACCREDITATION: SOUTHERN, DA

(M) GADSDEN STATE COMMUNITY COLLEGE  
 1001 GEORGE WALLACE DRIVE  
 GADSDEN 36399 TELEPHONE: (205) 546-0484  
 UNIT ID: 101240 CONTROL: PUBLIC  
 HIGHEST OFFERING: TWO BUT LESS THAN FOUR YEARS  
 ENROLLMENT: 3,049 (56% F) FICE: 029459  
 TUITION (IN-DISTRICT): \$600  
 ROOM: \$600 BOARD: \$945 (15)  
 PROGRAMS: OCCUP, ACAD, CONT PROF, REC, AD BASIC  
 ACCREDITATION: SOUTHERN, ADMUR, MLTAD, RAD

(M) FAULKNER UNIVERSITY  
 5345 ATLANTA HWY  
 MONTGOMERY 36193-4601 TELEPHONE: (205) 272-5820  
 UNIT ID: 101189 CONTROL: PROTESTANT  
 HIGHEST OFFERING: BACHELORS DEGREE  
 (ALSO OFFERS FIRST-PROFESSIONAL)  
 ENROLLMENT: 1,353 (63% F) FICE: 001003  
 UNDERGRAD TUITION: \$1,680  
 ROOM: \$1,040 BOARD: \$1,460 (21)  
 PROGRAMS: OCCUP, ACAD  
 ACCREDITATION: \*

(M) GEORGE C WALLACE STATE COMMUNITY COL-HANCEVILLE  
 P O BOX 250  
 HANCEVILLE 35077 TELEPHONE: (205) 552-6403  
 UNIT ID: 101295 CONTROL: PUBLIC  
 HIGHEST OFFERING: ASSOCIATES DEGREE  
 ENROLLMENT: 2,951 (57% F) FICE: 007071  
 TUITION (IN-DISTRICT): \$600  
 ROOM: \$570 NO MEAL PLAN  
 PROGRAMS: OCCUP, ACAD, AD BASIC  
 ACCREDITATION: SOUTHERN, ADMUR, DA, ENT, MLTAD, NRT, RAD, RSTHT

(H) GEORGE C WALLACE STATE COMMUNITY COLLEGE-DOTHAN  
 DOTHAN 36303 TELEPHONE: (205) 983-3521  
 UNIT ID: 101206 CONTROL: PUBLIC  
 HIGHEST OFFERING: TWO BUT LESS THAN FOUR YEARS  
 ENROLLMENT: 3,296 (55% F) FICE: 001010  
 TUITION (IN-DISTRICT): 8800  
 NO DORMITORY NO MEAL PLAN  
 PROGRAMS: OCCUP.ACAD.CONT PROF  
 ACCREDITATION: SOUTHERN.ADMUR.MLTAD.RSTM

HUFFSTETLER COLLEGE  
 PO BOX 16724 TELEPHONE: (205) 475-8876  
 MOBILE 36616 CONTROL: PROFIT MAKING  
 UNIT ID: 101426  
 HIGHEST OFFERING: TWO BUT LESS THAN FOUR YEARS  
 ENROLLMENT: \*  
 INSTITUTIONAL DATA NOT REPORTED

(H) GEORGE CORLEY WALLACE STATE COMMUNITY COL-SELMA  
 PO DRAWER 1049  
 SELMA 36702 TELEPHONE: (205) 875-2634  
 UNIT ID: 101301 CONTROL: PUBLIC  
 HIGHEST OFFERING: ASSOCIATES DEGREE  
 ENROLLMENT: 1,426 (62% F) FICE: 009900  
 TUITION (IN-DISTRICT): 8400  
 NO DORMITORY NO MEAL PLAN  
 PROGRAMS: OCCUP.ACAD.AD BASIC  
 ACCREDITATION: SOUTHERN.ADMUR.PMUR

(H) HUNTINGDON COLLEGE  
 1500 EAST FAIRVIEW  
 MONTGOMERY 36194-6201 TELEPHONE: (205) 265-0511  
 UNIT ID: 101435 CONTROL: PROTESTANT  
 HIGHEST OFFERING: BACHELORS DEGREE  
 ENROLLMENT: 750 (59% F) FICE: 001019  
 TUITION: 84,250 BOARD: \*  
 ROOM: \*  
 PROGRAMS: ACAD  
 ACCREDITATION: \*

(H) HARRY H AYERS STATE TECHNICAL COLLEGE  
 1801 GOLDMAN RD PO BOX 1067  
 ANNISTON 36202 TELEPHONE: (204) 831-4540  
 UNIT ID: 101347 CONTROL: PUBLIC  
 HIGHEST OFFERING: TWO BUT LESS THAN FOUR YEARS  
 ENROLLMENT: 697 (99% F) FICE: 005705  
 TUITION (IN-DISTRICT): 8800  
 NO DORMITORY NO MEAL PLAN  
 PROGRAMS: OCCUP  
 ACCREDITATION: \*

MUNTSVILLE HOSPITAL SCHOOL OF RADIOLOGIC TECH  
 101 SIVLEY RD  
 MUNTSVILLE 35801 TELEPHONE: (205) 533-8928  
 UNIT ID: 101444 CONTROL: INDEP NONPROFIT  
 HIGHEST OFFERING: TWO BUT LESS THAN FOUR YEARS  
 ENROLLMENT: \*  
 TUITION: 80  
 NO DORMITORY NO MEAL PLAN  
 PROGRAMS: ACAD  
 ACCREDITATION: RAD

HIGH PINE COLLEGE OF MUSIC  
 ROUTE 1 BOX 126  
 ROANOKE 36274 TELEPHONE: \*  
 UNIT ID: 101374 CONTROL: \*  
 HIGHEST OFFERING: \*  
 ENROLLMENT: \*  
 INSTITUTIONAL DATA NOT REPORTED

(H) INTERNATIONAL BIBLE COLLEGE  
 P O BOX 13C  
 FLORENCE 36630 TELEPHONE: (205) 766-6610  
 UNIT ID: 101453 CONTROL: OTHER RELIGIOUS  
 HIGHEST OFFERING: BACHELORS DEGREE  
 ENROLLMENT: 120 (30% F) FICE: 029200  
 TUITION: 81,964  
 ROOM: 8700 NO MEAL PLAN  
 PROGRAMS: ACAD  
 ACCREDITATION: BI

(H) HOBSON STATE TECHNICAL COLLEGE  
 HWY 43 SOUTH, P.O. BOX 489  
 THOMASVILLE 36784 TELEPHONE: (205) 636-9642  
 UNIT ID: 101303 CONTROL: PUBLIC  
 HIGHEST OFFERING: TWO BUT LESS THAN FOUR YEARS  
 ENROLLMENT: 517 (54% F) FICE: 005701  
 TUITION (IN-DISTRICT): 8816  
 NO DORMITORY BOARD: 3468 (S)  
 PROGRAMS: OCCUP.ACAD  
 ACCREDITATION: \*

(H) J F DRAKE STATE TECHNICAL COLLEGE  
 842 MERIDIAN STREET, NTH  
 MUNTSVILLE 35811 TELEPHONE: (205) 539-8161  
 UNIT ID: 101462 CONTROL: PUBLIC  
 HIGHEST OFFERING: ASSOCIATES DEGREE  
 ENROLLMENT: 733 (41% F) FICE: 005260  
 TUITION (IN-DISTRICT): 8200  
 NO DORMITORY NO MEAL PLAN  
 PROGRAMS: OCCUP.ACAD  
 ACCREDITATION: \*

HOLY NAME OF JESUS HOSP SON OF NURSING  
 MORGAN PARK  
 BASSDEN 35902 TELEPHONE: (205) 843-5550  
 UNIT ID: 101400 CONTROL: CATHOLIC  
 HIGHEST OFFERING: TWO BUT LESS THAN FOUR YEARS  
 ENROLLMENT: 27 (94% F)  
 INSTITUTIONAL DATA NOT REPORTED

(H) JACKSONVILLE STATE UNIVERSITY  
 NORTH PELHAM RD  
 JACKSONVILLE 36265 TELEPHONE: (205) 231-5701  
 UNIT ID: 101400 CONTROL: PUBLIC  
 HIGHEST OFFERING: POST-MASTERS CERTIFICATE  
 ENROLLMENT: 6,014 (54% F) FICE: 001020  
 UNDERGRAD TUITION (IN-STATE): 81,000 GRAD TUITION: 81,000  
 ROOM: 9600 BOARD: 81,053 (20)  
 PROGRAMS: ACAD  
 ACCREDITATION: SOUTHERN.MUS.NUR.TED



## (N) JEFFERSON DAVIS STATE JUNIOR COLLEGE

ALCO DRIVE  
BIRMINGHAM 36426 TELEPHONE: (205) 867-4832  
UNIT ID: 101499 CONTROL: PUBLIC  
HIGHEST OFFERING: ASSOCIATES DEGREE  
ENROLLMENT: 887 (56% F) FICE: 001021  
TUITION (IN-DISTRICT): 8600  
NO DORMITORY NO MEAL PLAN  
PROGRAMS: OCCUP.ACAD,CONT PROF.REC.AD BASIC  
ACCREDITATION: SOUTHERN,ADMUR

## (N) LIVINGSTON UNIVERSITY

STATION TWO  
LIVINGSTON 36470 TELEPHONE: (205) 652-9661  
UNIT ID: 101607 CONTROL: PUBLIC  
HIGHEST OFFERING: POST-MASTERS CERTIFICATE  
ENROLLMENT: 1,445 (57% F) FICE: 001024  
UNDERGRAD TUITION (IN-STATE): \$1,299 GRAD TUITION: \$1,395  
ROOM: \$950 BOARD: \$1,062 (9)  
PROGRAMS: ACAD  
ACCREDITATION: SOUTHERN,ADMUR,JOUR

## (N) JEFFERSON STATE JUNIOR COLLEGE

2601 CARSON ROAD  
BIRMINGHAM 35215-3098 TELEPHONE: (205) 853-1200  
UNIT ID: 101505 CONTROL: PUBLIC  
HIGHEST OFFERING: ASSOCIATES DEGREE  
ENROLLMENT: 5,544 (58% F) FICE: 001022  
TUITION (IN-DISTRICT): 8625  
NO DORMITORY NO MEAL PLAN  
PROGRAMS: OCCUP,ACAD,REC,AD BASIC  
ACCREDITATION: SOUTHERN,ADMUR,ENGT,FUSER,MLTAD,RAD

## (N) LURLEEN B WALLACE STATE JUNIOR COLLEGE

P O DRAMER 1410  
ANDALUSIA 36420 TELEPHONE: (205) 222-6591  
UNIT ID: 101602 CONTROL: PUBLIC  
HIGHEST OFFERING: ASSOCIATES DEGREE  
ENROLLMENT: 7,001 (68% F) FICE: 000988  
TUITION (IN-DISTRICT): 8600  
NO DORMITORY NO MEAL PLAN  
PROGRAMS: OCCUP,ACAD,REC,AD BASIC  
ACCREDITATION: \*

## (N) JOHN C CALHOUN STATE COMMUNITY COLLEGE

P O 2216  
DECATUR 35602 TELEPHONE: (205) 353-3102  
UNIT ID: 101514 CONTROL: PUBLIC  
HIGHEST OFFERING: TWO BUT LESS THAN FOUR YEARS  
ENROLLMENT: 6,541 (49% F) FICE: 001013  
TUITION (IN-DISTRICT): 8600  
NO DORMITORY NO MEAL PLAN  
PROGRAMS: OCCUP,ACAD,CONT PROF  
ACCREDITATION: SOUTHERN,ADMUR,DA,ENT,MAC,MLTAD,MLTC,NRT,  
PMUR,PTAA,RAD,RTT

## (N) M L CUPPINS SCHOOL OF NURSING ANESTHESIA

3 E AL MED CTR PO DRAMER 6987  
DOTHAN 36392 TELEPHONE: (205) 793-8105  
UNIT ID: 101611 CONTROL: INDEP NONPROFIT  
HIGHEST OFFERING: TWO BUT LESS THAN FOUR YEARS  
ENROLLMENT: \*  
TUITION: 8600  
NO DORMITORY NO MEAL PLAN  
PROGRAMS: OCCUP,ACAD,CONT PROF  
ACCREDITATION: \*

## (N) JOHN H PATTERSON STATE TECHNICAL COLLEGE

3920 TROY HIGHWAY  
MONTGOMERY 36116 TELEPHONE: (205) 200-1000  
UNIT ID: 101523 CONTROL: PUBLIC  
HIGHEST OFFERING: ASSOCIATES DEGREE  
ENROLLMENT: 776 (57% F) FICE: 005693  
TUITION (IN-DISTRICT): 8600  
NO DORMITORY NO MEAL PLAN  
PROGRAMS: OCCUP  
ACCREDITATION: \*

## (N) MARION MILITARY INSTITUTE

WASHINGTON ST  
MARION 36756 TELEPHONE: (205) 683-6173  
UNIT ID: 101648 CONTROL: INDEP NONPROFIT  
HIGHEST OFFERING: ASSOCIATES DEGREE  
ENROLLMENT: 303 (3% F) FICE: 001026  
TUITION: \$4,640  
ROOM: \$1,000 BOARD: \$1,700 (7)  
PROGRAMS: ACAD  
ACCREDITATION: \*

## (N) JUDSON COLLEGE

5155 ST PO BOX 120  
MARION 36756 TELEPHONE: (205) 683-6161  
UNIT ID: 101541 CONTROL: PROTESTANT  
HIGHEST OFFERING: BACHELORS DEGREE  
ENROLLMENT: 346 (92% F) FICE: 001023  
TUITION: \$3,500  
ROOM: \$3,000 NO MEAL PLAN  
PROGRAMS: ACAD  
ACCREDITATION: \*

## (N) MILES COLLEGE

PO BOX 3000  
BIRMINGHAM 35208 TELEPHONE: (205) 923-2771  
UNIT ID: 101675 CONTROL: PROTESTANT  
HIGHEST OFFERING: BACHELORS DEGREE  
ENROLLMENT: 461 (55% F) FICE: 001020  
TUITION: \$3,560  
ROOM: \$800 BOARD: \$1,300 (19)  
PROGRAMS: ACAD  
ACCREDITATION: \*

## (N) LAMBSON STATE COMMUNITY COLLEGE

2040 WILSON ROAD S W  
BIRMINGHAM 35221 TELEPHONE: (205) 925-1646  
UNIT ID: 101569 CONTROL: PUBLIC  
HIGHEST OFFERING: ASSOCIATES DEGREE  
ENROLLMENT: 1,001 (68% F) FICE: 001059  
TUITION (IN-DISTRICT): 8600  
NO DORMITORY NO MEAL PLAN  
PROGRAMS: OCCUP,ACAD,AD BASIC  
ACCREDITATION: SOUTHERN,DIET,DMUR,ENT,MAC,MLTAD,NRT,OT,  
PTAA,RAD,RSTMT,RTT

## (N) MOBILE COLLEGE

P O BOX 13225  
MOBILE 36675 TELEPHONE: \*  
UNIT ID: 101693 CONTROL: PROTESTANT  
HIGHEST OFFERING: MASTERS DEGREE  
ENROLLMENT: 874 (62% F) FICE: 001029  
UNDERGRAD TUITION: \$3,750 GRAD TUITION: \$2,540  
ROOM: \$750 BOARD: \$1,600 (21)  
PROGRAMS: ACAD  
ACCREDITATION: SOUTHERN,ADMUR,NUS,NUR

## MONTGOMERY AREA CHAPTER OF AMER INST OF BANKING

PO BOX 451  
MONTGOMERY 36101 TELEPHONE: (205) 832-8054  
UNIT ID: 101710 CONTROL: INDEP NONPROFIT  
HIGHEST OFFERING: TWO BUT LESS THAN FOUR YEARS  
ENROLLMENT: \*

INSTITUTIONAL DATA NOT REPORTED

## (N) NORTHWEST ALABAMA STATE JUNIOR COLLEGE

ROUTE 3 BOX 77  
PHIL CAMPBELL 35501 TELEPHONE: (205) 921-3177  
UNIT ID: 101902 CONTROL: PUBLIC  
HIGHEST OFFERING: ASSOCIATES DEGREE  
ENROLLMENT: 1,365 (64% F) FICE: 001032

INSTITUTIONAL DATA NOT REPORTED

## (M) MUSCLE SHOALS STATE TECHNICAL COLLEGE

PO BOX 2545  
MUSCLE SHOALS 35662 TELEPHONE: (205) 801-2015  
UNIT ID: 101706 CONTROL: PUBLIC  
HIGHEST OFFERING: TWO BUT LESS THAN FOUR YEARS  
ENROLLMENT: 711 (37% F) FICE: 005697  
TUITION (IN-DISTRICT): \$205  
NO DORMITORY NO MEAL PLAN  
PROGRAMS: OCCUP  
ACCREDITATION: \*

## (N) NORTHWEST ALABAMA STATE TECHNICAL COLLEGE

P.O. BOX 9  
HAMILTON 35870 TELEPHONE: (205) 921-3177  
UNIT ID: 101704 CONTROL: PUBLIC  
HIGHEST OFFERING: TWO BUT LESS THAN FOUR YEARS  
ENROLLMENT: \* FICE: 005696  
TUITION (IN-DISTRICT): \$800  
ROOM: \$700 NO MEAL PLAN  
PROGRAMS: OCCUP, ACAD  
ACCREDITATION: \*

## (N) N F MARSHALL STATE TECHNICAL COLLEGE

P O BOX 900  
TALLADEGA 35444 TELEPHONE: (205) 370-5576  
UNIT ID: 101745 CONTROL: PUBLIC  
HIGHEST OFFERING: ASSOCIATES DEGREE  
ENROLLMENT: 496 (42% F) FICE: 005695  
TUITION (IN-DISTRICT): \$610  
NO DORMITORY NO MEAL PLAN  
PROGRAMS: OCCUP  
ACCREDITATION: \*

## (M) OAKWOOD COLLEGE

OAKWOOD ROAD N N  
MUNTSVILLE 35896 TELEPHONE: (205) 837-1430  
UNIT ID: 101912 CONTROL: PROTESTANT  
HIGHEST OFFERING: BACHELORS DEGREE  
ENROLLMENT: 947 (53% F) FICE: 001033  
TUITION: \$4,953  
ROOM: \$1,160 BOARD: \$1,740 (21)  
PROGRAMS: ACAD  
ACCREDITATION: SOUTHERN, DIET, TED

## (N) NATIONAL EDUCATION CENTER-NATIONAL INST OF BANKING

1908 20TH AVENUE SOUTH  
MONROEVILLE 35209 TELEPHONE: (205) 871-2131  
UNIT ID: 101804 CONTROL: \*  
HIGHEST OFFERING: \* FICE: 029327  
ENROLLMENT: \*

INSTITUTIONAL DATA NOT REPORTED

## (M) PATRICK HENRY STATE JUNIOR COLLEGE

POST OFFICE BOX 2000  
MONROEVILLE 35460 TELEPHONE: (205) 875-3156  
UNIT ID: 101949 CONTROL: PUBLIC  
HIGHEST OFFERING: ASSOCIATES DEGREE  
ENROLLMENT: 751 (42% F) FICE: 001034  
TUITION (IN-DISTRICT): \$600  
NO DORMITORY NO MEAL PLAN  
PROGRAMS: OCCUP, ACAD, CONT PROF  
ACCREDITATION: \*

## NORTH BIRMINGHAM COMMUNITY SCHOOL OF BUSINESS

3400 33RD ST NORTH  
BIRMINGHAM 35207 TELEPHONE: \*  
UNIT ID: 101800 CONTROL: \*  
HIGHEST OFFERING: \*  
ENROLLMENT: \*

INSTITUTIONAL DATA NOT REPORTED

## PRINCE INSTITUTE OF PROFESSIONAL STUDIES

6001 EAST SHIRLEY LANE  
MONTGOMERY 36117 TELEPHONE: (205) 271-1470  
UNIT ID: 101900 CONTROL: PROFIT MAKING  
HIGHEST OFFERING: TWO BUT LESS THAN FOUR YEARS  
ENROLLMENT: 71 (92% F)

INSTITUTIONAL DATA NOT REPORTED

## (N) NORTHEAST ALABAMA STATE JUNIOR COLLEGE

HIGHWAY 35  
RAINSVILLE 35966 TELEPHONE: (205) 630-4410  
UNIT ID: 101897 CONTROL: PUBLIC  
HIGHEST OFFERING: ASSOCIATES DEGREE  
ENROLLMENT: 1,340 (67% F) FICE: 001031  
TUITION (IN-DISTRICT): \$600  
NO DORMITORY NO MEAL PLAN  
PROGRAMS: OCCUP, ACAD  
ACCREDITATION: SOUTHERN, ADAM

## DR. R. E. S. B. BIRMINGHAM INSTITUTE

2012 15TH AVENUE NORTH  
BIRMINGHAM 35204 TELEPHONE: (205) 251-7942  
UNIT ID: 101947 CONTROL: PROFIT MAKING  
HIGHEST OFFERING: ASSOCIATES DEGREE  
ENROLLMENT: 646 (68% F) FICE: 021434

INSTITUTIONAL DATA NOT REPORTED

## (H) REID STATE TECHNICAL COLLEGE

PO BOX 588  
 EVERGREEN 36441  
 UNIT ID: 181994  
 HIGHEST OFFERING: TWO BUT LESS THAN FOUR YEARS  
 ENROLLMENT: 506 (43% F)  
 TUITION (IN-DISTRICT): 8621  
 NO DORMITORY  
 PROGRAMS: OCCUP.ACAD.CONT PROF  
 ACCREDITATION: \*

TELEPHONE: (205) 578-1313  
 CONTROL: PUBLIC  
 FICE: 805692  
 NO MEAL PLAN

## (H) SHERAS STATE JUNIOR COLLEGE

229 WALNUT STREET  
 BOAZ 35957  
 UNIT ID: 182878  
 HIGHEST OFFERING: TWO BUT LESS THAN FOUR YEARS  
 ENROLLMENT: 1,295 (60% F)  
 TUITION (IN-DISTRICT): 8600  
 ROOM: 8525  
 PROGRAMS: OCCUP.ACAD.CONT PROF.REC.AD BASIC  
 ACCREDITATION: SOUTHERN.ADVET

TELEPHONE: (205) 593-5120  
 CONTROL: PUBLIC  
 FICE: 801038  
 BOARD: 8975 (18)

## (H) S D BISHOP STATE JUNIOR COLLEGE

351 NORTH BROAD STREET  
 MOBILE 36690  
 UNIT ID: 182870  
 HIGHEST OFFERING: TWO BUT LESS THAN FOUR YEARS  
 ENROLLMENT: 1,444 (62% F)  
 TUITION (IN-DISTRICT): 8600  
 NO DORMITORY  
 PROGRAMS: OCCUP.ACAD.AD BASIC  
 ACCREDITATION: \*

TELEPHONE: (205) 690-6416  
 CONTROL: PUBLIC  
 FICE: 801038  
 NO MEAL PLAN

## (H) SOUTHEASTERN BIBLE COLLEGE

2901 PANHEE AVENUE  
 BIRMINGHAM 35205-2099  
 UNIT ID: 182261  
 HIGHEST OFFERING: MASTERS DEGREE  
 ENROLLMENT: 114 (35% F)  
 UNDERGRAD TUITION: 85,400  
 ROOM: 8490  
 PROGRAMS: ACAD  
 ACCREDITATION: \*

TELEPHONE: (205) 251-2511  
 CONTROL: INDEP NONPROFIT  
 FICE: 801839  
 GRAD TUITION: 8400  
 BOARD: 81,880 (19)

## SAINT MARGARETS HOSP SCH OF RAD TECH &amp; MEDL TECHN

PO DRAWER 311  
 MONTGOMERY 36195  
 UNIT ID: 182243  
 HIGHEST OFFERING: TWO BUT LESS THAN FOUR YEARS  
 ENROLLMENT: \*

TELEPHONE: (205) 269-8000  
 CONTROL: CATHOLIC

## SOUTHEASTERN INSTITUTE OF TECHNOLOGY

200 SPANGLAN DR. PO BOX 1485  
 HUNTSVILLE 35807  
 UNIT ID: 182119  
 HIGHEST OFFERING: DOCTORS DEGREE  
 ENROLLMENT: 224 (24% F)

TELEPHONE: (205) 837-9769  
 CONTROL: INDEP NONPROFIT

INSTITUTIONAL DATA NOT REPORTED

INSTITUTIONAL DATA NOT REPORTED

## (H) SANFORD UNIVERSITY

800 LAKESHORE DRIVE  
 BIRMINGHAM 35229-0000  
 UNIT ID: 182849  
 HIGHEST OFFERING: POST-MASTERS CERTIFICATE  
 (ALSO OFFERS FIRST-PROFESSIONAL)  
 ENROLLMENT: 3,802 (52% F)  
 UNDERGRAD TUITION: 84,004  
 ROOM: 81,238  
 PROGRAMS: ACAD  
 ACCREDITATION: \*

TELEPHONE: (205) 870-2011  
 CONTROL: PROTESTANT  
 FICE: 801836  
 GRAD TUITION: 81,800  
 BOARD: 81,390 (19)

## SOUTHERN INSTITUTE

2815 HIGHLAND AVE  
 BIRMINGHAM 35205  
 UNIT ID: 182157  
 HIGHEST OFFERING: TWO BUT LESS THAN FOUR YEARS  
 ENROLLMENT: \*  
 TUITION: 86,600  
 ROOM: \*  
 PROGRAMS: OCCUP.ACAD.CONT PROF  
 ACCREDITATION: \*

TELEPHONE: (205) 933-8242  
 CONTROL: PROFIT MAKING  
 BOARD: \*

ACCREDITATION: \*

ACCREDITATION: \*

## (H) SELMA UNIVERSITY

1501 LAPSLEY AVENUE  
 SELMA 36781  
 UNIT ID: 182058  
 HIGHEST OFFERING: BACHELORS DEGREE  
 ENROLLMENT: 207 (34% F)

TELEPHONE: (205) 872-2533  
 CONTROL: OTHER RELIGIOUS  
 FICE: 801837

## (H) SOUTHERN JC OF BUSINESS

1710 FIRST AVENUE NORTH  
 BIRMINGHAM 35203  
 UNIT ID: 182185  
 HIGHEST OFFERING: \*  
 ENROLLMENT: 1,488 (72% F)

TELEPHONE: (205) 251-2821  
 CONTROL: \*  
 FICE: 809435

INSTITUTIONAL DATA NOT REPORTED

INSTITUTIONAL DATA NOT REPORTED

## (H) SHELTON ST CNTY COLLEGE

1501 15TH STREET, EAST  
 TUSCALOOSA 35404  
 UNIT ID: 182867  
 HIGHEST OFFERING: TWO BUT LESS THAN FOUR YEARS  
 ENROLLMENT: 2,955 (58% F)  
 TUITION (IN-DISTRICT): 8208  
 NO DORMITORY  
 PROGRAMS: OCCUP.ACAD.CONT PROF.AD BASIC  
 ACCREDITATION: \*

TELEPHONE: (205) 556-1165  
 CONTROL: PUBLIC  
 FICE: 806691  
 NO MEAL PLAN

## (H) SOUTHERN COLLEGE OF BEAUTY

2815-2819 HIGHLAND AVE  
 BIRMINGHAM 35205  
 UNIT ID: 182173  
 HIGHEST OFFERING: TWO BUT LESS THAN FOUR YEARS  
 ENROLLMENT: 500

TELEPHONE: \*  
 CONTROL: PROFIT MAKING  
 FICE: 809435

INSTITUTIONAL DATA NOT REPORTED

## (H) SOUTHERN STATE COLLEGE

401 BEACON PARKWAY WEST

BIRMINGHAM 35209

UNIT ID: 102182

HIGHEST OFFERING: ASSOCIATES DEGREE

ENROLLMENT: 312 (32% F)

TUITION: 84.850

ROOM: \*

PROGRAMS: OCCUP.ACAD

ACCREDITATION: \*

TELEPHONE: (205) 942-4800

CONTROL: PROFIT MAKING

FICE: 021966

BOARD: \*

## (H) SOUTHWEST STATE TECHNICAL COLLEGE

925 DAUPHIN ISLAND PKWY

MOBILE 36608

UNIT ID: 102225

HIGHEST OFFERING: TWO BUT LESS THAN FOUR YEARS

ENROLLMENT: 786 (32% F)

TUITION (IN-DISTRICT): 8810

NO DORMITORY

PROGRAMS: OCCUP

ACCREDITATION: SOUTHERN, DNLR

TELEPHONE: (205) 479-7476

CONTROL: PUBLIC

FICE: 005247

NO NEAL PLAN

## (H) SOUTHERN TECHNICAL COLLEGE-MONTGOMERY BRANCH

4116 HARRON LANE ROAD

MONTGOMERY 36111

UNIT ID: 247755

HIGHEST OFFERING: ASSOCIATES DEGREE

ENROLLMENT: 120

TUITION: 88.675

ROOM: \*

PROGRAMS: OCCUP.ACAD

ACCREDITATION: \*

TELEPHONE: (205) 281-2100

CONTROL: PROFIT MAKING

FICE: 921966

BOARD: \*

## (H) SPRING HILL COLLEGE

4800 DAUPHIN STREET

MOBILE 36608

UNIT ID: 102234

HIGHEST OFFERING: MASTERS DEGREE

ENROLLMENT: 1,166 (52% F)

UNDERGRAD TUITION: \$7,110

ROOM: \$7,800

PROGRAMS: ACAD

ACCREDITATION: \*

TELEPHONE: (205) 460-2811

CONTROL: CATHOLIC

FICE: 001041

GRAD TUITION: \$1,560

BOARD: \$1,670 (19)

## (H) SOUTHERN UNION ST JR COL OPELIKA CAM

2900 MAVERLY PARKWAY

OPELIKA 36801

UNIT ID: 102191

HIGHEST OFFERING: ASSOCIATES DEGREE

ENROLLMENT: 2,319 (61% F)

INSTITUTIONAL DATA NOT REPORTED

TELEPHONE: (205) 745-7430

CONTROL: PUBLIC

FICE: 901040

## (H) STILLMAN COLLEGE

P O DRAMER 1460

TUSCALOOSA 35403

UNIT ID: 102270

HIGHEST OFFERING: BACHELORS DEGREE

ENROLLMENT: 791 (62% F)

TUITION: 84,910

ROOM: \$4,224

PROGRAMS: ACAD

ACCREDITATION: \*

TELEPHONE: (205) 349-4260

CONTROL: PROTESTANT

FICE: 001044

BOARD: \*

## (H) SOUTHERN UNION ST JUNIOR COLLEGE

ROBERTS ST

MADLEY 36276

UNIT ID: 251260

HIGHEST OFFERING: ASSOCIATES DEGREE

ENROLLMENT: \*

TUITION (IN-DISTRICT): 9000

ROOM: 8475

PROGRAMS: \*

ACCREDITATION: \*

TELEPHONE: (205) 395-2211

CONTROL: PUBLIC

FICE: 001040

BOARD: \$1,050 (15)

## SYLACAUSA HOSPITAL SCHOOL OF NURSING

N HICKORY STREET

SYLACAUSA 35150

UNIT ID: 102289

HIGHEST OFFERING: TWO BUT LESS THAN FOUR YEARS

ENROLLMENT: 51 (94% F)

TUITION: \$1,330

NO DORMITORY

PROGRAMS: OCCUP.ACAD

ACCREDITATION: \*

TELEPHONE: (205) 249-6921

CONTROL: INDEP NONPROFIT

NO NEAL PLAN

## (H) SOUTHERN UNION STATE JUNIOR COLLEGE

POB JAMES DRIVE

VALLEY 36854

UNIT ID: 102207

HIGHEST OFFERING: ASSOCIATES DEGREE

ENROLLMENT: \*

INSTITUTIONAL DATA NOT REPORTED

TELEPHONE: (205) 750-4151

CONTROL: PUBLIC

FICE: 901040

## (H) TALLADEGA COLLEGE

627 N BATTLE STREET

TALLADEGA 35160

UNIT ID: 102290

HIGHEST OFFERING: BACHELORS DEGREE

ENROLLMENT: 577 (65% F)

TUITION: \$5,379

ROOM: 8990

PROGRAMS: ACAD

ACCREDITATION: SOUTHERN, SM

TELEPHONE: (205) 362-0206

CONTROL: INDEP NONPROFIT

FICE: 001044

BOARD: \$1,040 (21)

## SOUTHERN VOCATIONAL COLLEGE

209 ALTHEA ST P O BOX 600

TURKEYBEE 36083

UNIT ID: 102216

HIGHEST OFFERING: \*

ENROLLMENT: \*

INSTITUTIONAL DATA NOT REPORTED

TELEPHONE: (205) 727-5220

CONTROL: \*

## (H) THE UNIVERSITY OF ALABAMA

PO BOX 6255

TUSCALOOSA 35407

UNIT ID: 300751

HIGHEST OFFERING: DOCTORS DEGREE

(ALSO OFFERS FIRST-PROFESSIONAL)

ENROLLMENT: 16,210 (49% F)

UNDERGRAD TUITION (IN-STATE): \$1,572

ROOM: \$1,380

PROGRAMS: ACAD, CONT, PROP, REC, AD, BASIC

ACCREDITATION: SOUTHERN, AID, BUS, BUR, CL, PSY, DIET, ENG, ENST,

FIDER, JOUR, LAN, LIB, MUS, PAR, SP, SM, TED, THEA

TELEPHONE: (205) 840-6010

CONTROL: PUBLIC

FICE: 001051

GRAD TUITION: \$1,572

BOARD: \$1,510 (12)

(H) TRENOLM STATE TECHNICAL COLLEGE  
1225 AIR BASE BLVD  
MONTGOMERY 36108  
UNIT ID: 102313  
HIGHEST OFFERING: ASSOCIATES DEGREE  
ENROLLMENT: 707 (57% F)  
TUITION (IN-DISTRICT): \$600  
NO DORMITORY  
PROGRAMS: OCCUP.ACAD.AD BASIC  
ACCREDITATION: \*

TELEPHONE: (205) 832-9000  
CONTROL: PUBLIC  
FICE: 005754  
BOARD: \*

(H) UNITED STATES SPORTS ACADEMY  
ONE ACADEMY DR  
DAPHNE 36526  
UNIT ID: 102396  
HIGHEST OFFERING: MASTERS DEGREE  
ENROLLMENT: 114 (29% F)  
NO DORMITORY  
PROGRAMS: ACAD  
ACCREDITATION: \*

TELEPHONE: (205) 626-3303  
CONTROL: INDEP NONPROFIT  
FICE: 029274  
GRAD TUITION: \$4,540  
NO MEAL PLAN

(H) TROY STATE UNIVERSITY - MAIN CAMPUS  
UNIVERSITY AVE  
TROY 36062  
UNIT ID: 102360  
HIGHEST OFFERING: POST-MASTERS CERTIFICATE  
ENROLLMENT: 2,953 (55% F)  
UNDERGRAD TUITION (IN-STATE): \$3,135  
ROOM: \$780  
PROGRAMS: ACAD,CONT PROF,AD BASIC  
ACCREDITATION: SOUTHERN,ACH,UR,MUR,TEC

TELEPHONE: (205) 566-3000  
CONTROL: PUBLIC  
FICE: 001047  
GRAD TUITION: \$3,090  
BOARD: \$1,200 (20)

(H) UNIVERSITY OF ALABAMA AT BIRMINGHAM  
UNIVERSITY STATION  
BIRMINGHAM 35294  
UNIT ID: 100643  
HIGHEST OFFERING: DOCTORS DEGREE  
(ALSO OFFERS FIRST-PROFESSIONAL)  
ENROLLMENT: 13,538 (54% F)  
UNDERGRAD TUITION (IN-STATE): \$1,590  
NO DORMITORY  
PROGRAMS: ACAD,CONT PROF  
ACCREDITATION: SOUTHERN,BUS,BUSA,CLPSY,CYTO,DA,DENT,DM,  
DIET,DIETI,DT,ENT,ENG,HSA,MAC,MED,MLTC,  
NRA,MRT,MT,NMT,MUR,OPT,OPTR,OT,PH,PTA,  
PTAA,RAD,RSHT,RTT,SURGA,SN,TEC

TELEPHONE: (205) 934-4011  
CONTROL: PUBLIC  
FICE: 001052  
GRAD TUITION: \$1,740  
NO MEAL PLAN

(H) TROY STATE UNIVERSITY DOTHAN-PORT RUCKER  
227 NORTH POSTER STREET  
DOTHAN 36305  
UNIT ID: 102322  
HIGHEST OFFERING: MASTERS DEGREE  
ENROLLMENT: 1,759 (51% F)  
UNDERGRAD TUITION (IN-STATE): \$280  
NO DORMITORY  
PROGRAMS: ACAD  
ACCREDITATION: \*

TELEPHONE: (205) 792-0703  
CONTROL: PUBLIC  
FICE: 001048  
GRAD TUITION: \$945  
NO MEAL PLAN

(H) UNIVERSITY OF ALABAMA GADSDEN CENTER  
PO BOX 1200  
GADSDEN 35902  
UNIT ID: 102401  
HIGHEST OFFERING: DOCTORS DEGREE  
ENROLLMENT: \*  
NO DORMITORY  
PROGRAMS: ACAD,CONT PROF  
ACCREDITATION: \*

TELEPHONE: (205) 546-2006  
CONTROL: PUBLIC  
FICE: 901051  
GRAD TUITION: \$1,809  
NO MEAL PLAN

(H) TROY STATE UNIVERSITY IN PHENIX CITY  
2605 SAVAGE DRIVE  
PHENIX CITY 36867  
UNIT ID: 102331  
HIGHEST OFFERING: POST-MASTERS CERTIFICATE  
ENROLLMENT: 450 (60% F)  
UNDERGRAD TUITION (IN-STATE): \$1,240  
NO DORMITORY  
PROGRAMS: ACAD  
ACCREDITATION: SOUTHERN,MUR,TEC

TELEPHONE: (205) 297-1007  
CONTROL: PUBLIC  
FICE: 901047  
GRAD TUITION: \$1,340  
NO MEAL PLAN

(H) UNIVERSITY OF ALABAMA IN HUNTSVILLE  
HUNTSVILLE 35899  
UNIT ID: 100704  
HIGHEST OFFERING: DOCTORS DEGREE  
(ALSO OFFERS FIRST-PROFESSIONAL)  
ENROLLMENT: 6,161 (46% F)  
UNDERGRAD TUITION (IN-STATE): \$1,505  
ROOM: \$1,455  
PROGRAMS: ACAD,CONT PROF,REC  
ACCREDITATION: SOUTHERN,ENG,MED,MUR

TELEPHONE: (205) 895-6120  
CONTROL: PUBLIC  
FICE: 001055  
GRAD TUITION: \$1,413  
NO MEAL PLAN

(H) TROY STATE UNIVERSITY MONTGOMERY  
P.O. DRAMER 4419  
MONTGOMERY 36195-8701  
UNIT ID: 102359  
HIGHEST OFFERING: MASTERS DEGREE  
ENROLLMENT: 2,292 (46% F)  
UNDERGRAD TUITION (IN-STATE): \$1,135  
NO DORMITORY  
PROGRAMS: ACAD  
ACCREDITATION: \*

TELEPHONE: (205) 200-5000  
CONTROL: PUBLIC  
FICE: 001049  
GRAD TUITION: \$850  
NO MEAL PLAN

(H) UNIVERSITY OF MONTEVALLO  
STATION 6001  
MONTEVALLO 35415  
UNIT ID: 101709  
HIGHEST OFFERING: POST-MASTERS CERTIFICATE  
ENROLLMENT: 2,542 (66% F)  
UNDERGRAD TUITION (IN-STATE): \$1,454  
ROOM: \*  
PROGRAMS: ACAD  
ACCREDITATION: SOUTHERN,ART,AUD,BUS,MUS,SP,SN,TEC

TELEPHONE: (205) 665-6560  
CONTROL: PUBLIC  
FICE: 001004  
GRAD TUITION: \$990  
BOARD: \*

(H) TUSKEGEE UNIVERSITY  
TUSKEGEE 36080  
UNIT ID: 102377  
HIGHEST OFFERING: MASTERS DEGREE  
(ALSO OFFERS FIRST-PROFESSIONAL)  
ENROLLMENT: 3,070 (50% F)  
UNDERGRAD TUITION: \$4,500  
ROOM: \$1,100  
PROGRAMS: OCCUP,ACAD  
ACCREDITATION: SOUTHERN,ARCH,DIET,ENR,ENG,OT,RAD,SN,VET

TELEPHONE: (205) 727-0011  
CONTROL: INDEP NONPROFIT  
FICE: 001050  
GRAD TUITION: \$4,500  
BOARD: \$1,070 (19)

(H) UNIVERSITY OF NORTH ALABAMA  
UNIVERSITY STATION  
FLORENCE 35632  
UNIT ID: 101079  
HIGHEST OFFERING: MASTERS DEGREE  
ENROLLMENT: 4,977 (58% F)  
UNDERGRAD TUITION (IN-STATE): \$1,050  
ROOM: \$928  
PROGRAMS: ACAD  
ACCREDITATION: SOUTHERN,MUS,MUR,SN,TEC

TELEPHONE: (205) 760-4100  
CONTROL: PUBLIC  
FICE: 001016  
GRAD TUITION: \$1,156  
BOARD: \$1,120 (20)

(H) UNIVERSITY OF SOUTH ALABAMA  
 230 ADMINISTRATION BLDG.  
 MOBILE 36688  
 UNIT ID: 102094  
 HIGHEST OFFERING: DOCTORS DEGREE  
 (ALSO OFFERS FIRST-PROFESSIONAL)  
 ENROLLMENT: 5,720 (54% F)  
 UNDERGRAD TUITION (IN-STATE): \$1,725  
 ROOM: \$1,295  
 PROGRAMS: ACAD, CONT PROF  
 ACCREDITATION: SOUTHERN, ANEST, BUS, CYTO, ENT, ENG, MUS, NUR,  
 RSTH, SP, TED

TELEPHONE: (205) 460-6011  
 CONTROL: PUBLIC  
 FICE: 001057  
 GRAD TUITION: \$1,545  
 BOARD: \$1,095 (15)

ABBOTT LOOP BIBLE SCHOOL  
 2626 ABBOTT RD  
 ANCHORAGE 99507  
 UNIT ID: 102405  
 HIGHEST OFFERING: \*  
 ENROLLMENT: \*

TELEPHONE: (907) 349-9641  
 CONTROL: \*

INSTITUTIONAL DATA NOT REPORTED

(H) UNIVERSITY OF SOUTH ALABAMA-BALDWIN  
 U.S. HIGHWAY 31 SOUTH  
 BAY MINETTE 36507  
 UNIT ID: 102100  
 HIGHEST OFFERING: MASTERS DEGREE  
 ENROLLMENT: \*  
 UNDERGRAD TUITION (IN-STATE): \$1,725  
 NO DORMITORY  
 PROGRAMS: ACAD  
 ACCREDITATION: \*

TELEPHONE: (205) 937-3709  
 CONTROL: PUBLIC  
 FICE: 901057  
 GRAD TUITION: \$1,545  
 NO MEAL PLAN

ALASKA BAPTIST NATIVE SCHOOL OF THEOLOGY  
 PO BOX 140200  
 ANCHORAGE 99514  
 UNIT ID: 102542  
 HIGHEST OFFERING: TWO BUT LESS THAN FOUR YEARS  
 ENROLLMENT: 12 (42% F)

TELEPHONE: (907) 277-3905  
 CONTROL: PROTESTANT

INSTITUTIONAL DATA NOT REPORTED

(H) WALKER COLLEGE  
 1400 BAMBLE AVENUE  
 JASPER 35507  
 UNIT ID: 102410  
 HIGHEST OFFERING: ASSOCIATES DEGREE  
 ENROLLMENT: 724 (61% F)  
 TUITION: \$1,616  
 ROOM: \*  
 PROGRAMS: ACAD  
 ACCREDITATION: SOUTHERN, ADMR

TELEPHONE: (205) 307-0511  
 CONTROL: INDEP NONPROFIT  
 FICE: 001050  
 BOARD: \$1,169 (14)

(H) ALASKA BIBLE COLLEGE  
 BOX 209  
 GLENMALLEN 99500  
 UNIT ID: 102500  
 HIGHEST OFFERING: BACHELORS DEGREE  
 ENROLLMENT: 27 (24% F)  
 TUITION: \$2,254  
 ROOM: \$1,500  
 PROGRAMS: ACAD  
 ACCREDITATION: \*

TELEPHONE: (907) 822-3201  
 CONTROL: PROTESTANT  
 FICE: 029117  
 BOARD: \$1,500 (21)

(H) WALKER STATE TECHNICAL COLLEGE  
 P.O. DRAHER  
 BURNITON 35740  
 UNIT ID: 102429  
 HIGHEST OFFERING: TWO BUT LESS THAN FOUR YEARS  
 ENROLLMENT: 1,154 (33% F)  
 TUITION (IN-DISTRICT): \$600  
 NO DORMITORY  
 PROGRAMS: OCCUP  
 ACCREDITATION: \*

TELEPHONE: (205) 640-3271  
 CONTROL: PUBLIC  
 FICE: 005733  
 NO MEAL PLAN

(H) ALASKA BUSINESS COLLEGE  
 5159 OLD EDWARD HWY #102  
 ANCHORAGE 99503  
 UNIT ID: 102400  
 HIGHEST OFFERING: ONE BUT LESS THAN TWO YEARS  
 ENROLLMENT: \*

TELEPHONE: (907) 561-1905  
 CONTROL: PROFIT MAKING  
 FICE: 009713

INSTITUTIONAL DATA NOT REPORTED

(H) ALASKA PACIFIC UNIVERSITY  
 4101 UNIVERSITY DRIVE  
 ANCHORAGE 99500  
 UNIT ID: 102400  
 HIGHEST OFFERING: MASTERS DEGREE  
 ENROLLMENT: 797 (64% F)

TELEPHONE: (907) 561-1266  
 CONTROL: PROTESTANT  
 FICE: 001061

INSTITUTIONAL DATA NOT REPORTED

ALASKA TRAVEL INSTITUTE  
 517 WEST NORTHERN LIGHTS BLVD.  
 ANCHORAGE 99503  
 UNIT ID: 102496  
 HIGHEST OFFERING: ASSOCIATES DEGREE  
 ENROLLMENT: 45 (00% F)

TELEPHONE: (907) 276-6466  
 CONTROL: PROFIT MAKING

INSTITUTIONAL DATA NOT REPORTED

DEPOT CLOSINGS

12/23/92	Depot closed early - 1/2 day - Christmas
03/15/93	Depot closed all day - Winter Storm Worst in nation's history
04/27/94	Depot closed all day - President Nixon's death

SOURCE: MER, Anniston Army Depot

LCM  
5 Jul 94

DEPOT CLOSINGS

12/23/92	Depot closed early - 1/2 day - Christmas
03/15/93	Depot closed all day - Winter Storm Worst in nation's history
04/27/94	Depot closed all day - President Nixon's death .

SOURCE: MER, Anniston Army Depot

*LCM*  
*5 Jul 94*



I. 20

Denise Davis  
DDRE -RB  
DN 711-7585

S E R V I C E T Y P E	A I R T R A C T I O N	Z I P C O D E	R C D S T A T E
DH KQ TSV	GA SYLVESTER	31791	F
DH KQ TST	GA TIFTON	31794	F
DH KQ VS	GA TIFTON	31794	F
DH KQ TST	GA TIFTON	31794	F
DH KQ TEP	GA TY TY	31795	F
DH KQ TPP	GA TY TY	31795	F
DH KQ TE	GA TYTY	31795	F
DH KQ TPW	GA WARWICK	31798	F
DH KR SRBC	AL ALEXANDRIA	38250	F
DH KR SVD	AL ALEXANDRIA	38250	F
DH KR SVB	AL ALEXANDRIA	38250	F
DH KR SVD	AL ALEXANDRIA	38250	F
DH KR SPA	AL ALEXANDRIA	38250	F
DH KR SV	AL ALEXANDRIA	38250	F
DH KR UR	AL ALEXANDRIA	38250	F
DH KR UP	AL ALEXANDRIA	38250	F
DH KR UR	AL ALEXANDRIA	38250	F
DH KR SPC	AL ALEXANDRIA	38250	F
DH KR UR	AL ALEXANDRIA	38250	F
DH KR U	AL ALEXANDRIA	38250	F
DH KR D	AL ALEXANDRIA	38250	F
DH KR SVA	AL ALEXANDRIA	38250	F
DH KR SRBC	AL ALEXANDRIA	38250	F
DH KR SVE	AL ALPINE	35014	F
DH KR SRBA	AL ALTOONA	35952	F
DH KR SVBD	AL ANNISTON	38201	F
DH KR UW	AL ANNISTON	38201	F
DH KR UR	AL ANNISTON	38201	F
DH KR SRC	AL ANNISTON	38201	F
DH KR UP	AL ANNISTON	38201	F
DH KR SRC	AL ANNISTON	38201	F
DH KR SRC	AL ANNISTON	38201	F
DH KR US	AL ANNISTON	38201	F
DH KR SRBC	AL ANNISTON	38201	F
DH KR X	AL ANNISTON	38201	F
DH KR SVBA	AL ANNISTON	38201	F
DH KR SRBB	AL ANNISTON	38201	F
DH KR SVD	AL ANNISTON	38201	F
DH KR VS	AL ANNISTON	38201	F
DH KR SVBC	AL ANNISTON	38201	F
DH KR SPA	AL ANNISTON	38201	F
DH KR SVD	AL ANNISTON	38201	F
DH KR UP	AL ANNISTON	38201	F
DH KR SVA	AL ANNISTON	38201	F
DH KR SRBD	AL ANNISTON	38201	F
DH KR SVC	AL ANNISTON	38201	F
DH KR SPD	AL ANNISTON	38201	F

DATA

DDAA TOTAL 407

1. Anniston  $126 \div 407 = 31\%$
2. Oxford  $39 \div 407 = 10\%$
3. Bynum  $26 \div 407 = 6\%$
4. Jacksonville  $24 \div 407 = 6\%$

Count  
Calhoun  
Calhoun  
Calhoun  
Calhoun

Calhoun

39

S E R V I C E T Y P E	A I R T R A N S M I T T E R	S T A T E	Z I P C O D E	R E C I T I O N
DH KR	TTB	AL	ANNISTON	38201 F
DH KR	SRBB	AL	ANNISTON	38201 F
DH KR	SRA	AL	ANNISTON	38201 F
DH KR	UP	AL	ANNISTON	38201 F
DH KR	UP	AL	ANNISTON	38201 F
DH KR	SRBA	AL	ANNISTON	38201 F
DH KR	SRBC	AL	ANNISTON	38201 F
DH KR	UP	AL	ANNISTON	38201 F
DH KR	SRA	AL	ANNISTON	38201 F
DH KR	SVE	AL	ANNISTON	38201 F
DH KR	SRA	AL	ANNISTON	38201 F
DH KR	SRBD	AL	ANNISTON	38201 F
DH KR	SPA	AL	ANNISTON	38201 F
DH KR	SRA	AL	ANNISTON	38201 F
DH KR	SVBA	AL	ANNISTON	38201 F
DH KR	SVBB	AL	ANNISTON	38201 F
DH KR	TTA	AL	ANNISTON	38201 F
DH KR	SVBB	AL	ANNISTON	38201 F
DH KR	UP	AL	ANNISTON	38201 F
DH KR	SRA	AL	ANNISTON	38201 F
DH KR	SRC	AL	ANNISTON	38201 F
DH KR	TTB	AL	ANNISTON	38201 F
DH KR	UW	AL	ANNISTON	38201 F
DH KR	UP	AL	ANNISTON	38201 F
DH KR	SRA	AL	ANNISTON	38201 F
DH KR	SRC	AL	ANNISTON	38201 F
DH KR	SRBD	AL	ANNISTON	38201 F
DH KR	UP	AL	ANNISTON	38201 F
DH KR	SVBD	AL	ANNISTON	38201 F
DH KR	SRC	AL	ANNISTON	38201 F
DH KR	VC	AL	ANNISTON	38201 F
DH KR	SRC	AL	ANNISTON	38201 F
DH KR	SRBC	AL	ANNISTON	38201 F
DH KR	SPC	AL	ANNISTON	38201 F
DH KR	SPC	AL	ANNISTON	38201 F
DH KR	SRA	AL	ANNISTON	38201 F
DH KR	VS	AL	ANNISTON	38201 F
DH KR	VS	AL	ANNISTON	38201 F
DH KR	SRB	AL	ANNISTON	38201 F
DH KR	UP	AL	ANNISTON	38201 F
DH KR	SRB	AL	ANNISTON	38201 F
DH KR	SPC	AL	ANNISTON	38201 F
DH KR	SVD	AL	ANNISTON	38201 F
DH KR	XS	AL	ANNISTON	38201 F
DH KR	SVD	AL	ANNISTON	38201 F
DH KR	SRBB	AL	ANNISTON	38201 F
DH KR	VS	AL	ANNISTON	38201 F

S A  
 E C  
 R T O  
 V I R S  
 V G T C  
 A I A I  
 C T C T T  
 T Y D E Y  
 Z R  
 I C  
 P D  
 C S  
 O T  
 D A  
 E T

DH KR SRBC	AL ANNISTON	36201 F
DH KR SVD	AL ANNISTON	36201 F
DH KR VC	AL ANNISTON	36201 F
DH KR SRA	AL ANNISTON	36201 F
DH KR SVBB	AL ANNISTON	36201 F
DH KR UR	AL ANNISTON	36201 F
DH KR UR	AL ANNISTON	36201 F
DH KR SRA	AL ANNISTON	36201 F
DH KR XR	AL ANNISTON	36201 F
DH KR SVBC	AL ANNISTON	36201 F
DH KR S	AL ANNISTON	36201 F
DH KR SPC	AL ANNISTON	36201 F
DH KR UR	AL ANNISTON	36201 F
DH KR SVBC	AL ANNISTON	36201 F
DH KR SVD	AL ANNISTON	36201 F
DH KR TTA	AL ANNISTON	36201 F
DH KR SPC	AL ANNISTON	36201 F
DH KR VS	AL ANNISTON	36201 F
DH KR UP	AL ANNISTON	36201 F
DH KR SRA	AL ANNISTON	36201 F
DH KR SPA	AL ANNISTON	36201 F
DH KR US	AL ANNISTON	36201 F
DH KR SRC	AL ANNISTON	36201 F
DH KR SPD	AL ANNISTON	36202 F
DH KR SRA	AL ANNISTON	36202 F
DH KR TP	AL ANNISTON	36202 F
DH KR SVBA	AL ANNISTON	36202 F
DH KR SRA	AL ANNISTON	36206 F
DH KR TP	AL ANNISTON	36206 F
DH KR UP	AL ANNISTON	36206 F
DH KR SRA	AL ANNISTON	36206 F
DH KR XQ	AL ANNISTON	36206 F
DH KR SRB	AL ANNISTON	36206 F
DH KR UW	AL ANNISTON	36206 F
DH KR VC	AL ANNISTON	36206 F
DH KR SPC	AL ANNISTON	36206 F
DH KR UR	AL ANNISTON	36206 F
DH KR US	AL ANNISTON	36206 F
DH KR SPC	AL ANNISTON	36206 F
DH KR SPD	AL ANNISTON	36206 F
DH KR SP	AL ANNISTON	36206 F
DH KR SRB	AL ANNISTON	36206 F
DH KR UP	AL ANNISTON	36206 F
DH KR SRBB	AL ANNISTON	36206 F
DH KR SRA	AL ANNISTON	36206 F
DH KR UW	AL ANNISTON	36206 F
DH KR TTA	AL ANNISTON	36206 F

71

S	A		Z	R
E	C		I	C
R	T	O	P	D
V	I	R		
	V	G	S	C
A	I		T	A
C	T	C	T	T
T	Y	D	E	Y

DH KR SRA	AL ANNISTON	38208	F
DH KR XS	AL ANNISTON	38207	F
DH KR UW	AL ANNISTON	38207	F
DH KR XQ	AL ANNISTON	38207	F
DH KR SRBB	AL ANNISTON	38207	F
DH KR TTB	AL ANNISTON	38207	F
DH KR XQ	AL ANNISTON	38207	F
DH KR SRA	AL ANNISTON	38207	F
DH KR S	AL ANNISTON	38207	F
DH KR XR	AL ANNISTON	38207	F
DH KR SVBC	AL ASHVILLE	35953	F
DH KR VS	AL ATTALLA	35954	F
DH KR XS	AL BIRMINGHAM	35209	F
DH KR SPA	AL BLUE MTN	38201	F
DH KR SVBC	AL BLUE MTN	38201	F
DH KR TP	AL BYNUM	38253	F
DH KR XQ	AL BYNUM	38253	F
DH KR VS	AL BYNUM	38253	F
DH KR SRA	AL BYNUM	38253	F
DH KR TS	AL BYNUM	38253	F
DH KR SRA	AL BYNUM	38253	F
DH KR SVE	AL BYNUM	38253	F
DH KR UR	AL BYNUM	38253	F
DH KR SRA	AL BYNUM	38253	F
DH KR SRC	AL BYNUM	38253	F
DH KR VC	AL BYNUM	38253	F
DH KR SRA	AL BYNUM	38253	F
DH KR SRB	AL BYNUM	38253	F
DH KR SRA	AL BYNUM	38253	F
DH KR SRBA	AL BYNUM	38253	F
DH KR SRBA	AL BYNUM	38253	F
DH KR TTA	AL BYNUM	38253	F
DH KR SPA	AL BYNUM	38253	F
DH KR SRA	AL BYNUM	38253	F
DH KR SRBA	AL BYNUM	38253	F
DH KR UW	AL BYNUM	38253	F
DH KR VS	AL BYNUM	38253	F
DH KR SRA	AL BYNUM	38253	F
DH KR SR	AL BYNUM	38253	F
DH KR UP	AL BYNUM	38253	F
DH KR XS	AL BYNUM	38253	F
DH KR SVBB	AL CROPWELL	35054	F
DH KR UP	AL DEARMANVILLE	38257	F
DH KR SVBA	AL DELTA	38258	F
DH KR XR	AL DELTA	38258	F
DH KR SPD	AL DELTA	38258	F
DH KR SRBC	AL DELTA	38258	F

16

Calhoun

26

411

S E R V A C T T Y	A R T I C L E	O R G A N I Z A T I O N	S T A T E	C I T Y	Z I P	R C D
DH	KR	SPD	AL	E GADSDEN	35903	F
DH	KR	SRA	AL	E GADSDEN	35903	F
DH	KR	SRA	AL	EASTABOGA	36280	F
DH	KR	SRBD	AL	EASTABOGA	36280	F
DH	KR	UP	AL	EASTABOGA	36280	F
DH	KR	SRBD	AL	EASTABOGA	36280	F
DH	KR	SVBD	AL	EASTABOGA	36260	F
DH	KR	XQ	AL	EASTABOGA	36280	F
DH	KR	SV	AL	EASTABOGA	36280	F
DH	KR	SVBB	AL	EASTABOGA	36280	F
DH	KR	UW	AL	EASTABOGA	36280	F
DH	KR	SRBC	AL	EASTABOGA	36280	F
DH	KR	SVD	AL	EASTABOGA	36280	F
DH	KR	VS	AL	EASTABOGA	36260	F
DH	KR	SRBA	AL	EASTABOGA	36280	F
DH	KR	SRB	AL	EASTABOGA	36280	F
DH	KR	SVBA	AL	EASTABOGA	36260	F
DH	KR	SRC	AL	EASTABOGA	36280	F
DH	KR	TTA	AL	EASTABOGA	36280	F
DH	KR	XS	AL	EASTABOGA	36280	F
DH	KR	UW	AL	ESTABOGA	36280	F
DH	KR	US	AL	FT MCCLELLAN	36205	F
DH	KR	UW	AL	FT MCCLELLAN	36205	F
DH	KR	TTB	AL	FT MCCLELLAN	36205	F
DH	KR	UP	AL	FT MCCLELLAN	36205	F
DH	KR	UW	AL	FT MCCLELLAN	36205	F
DH	KR	SRBD	AL	FT MCCLELLAN	36205	F
DH	KR	UR	AL	GADSDEN	35901	F
DH	KR	UW	AL	GADSDEN	35901	F
DH	KR	SRC	AL	GADSDEN	35901	F
DH	KR	VC	AL	GADSDEN	35901	F
DH	KR	SRA	AL	GADSDEN	35901	F
DH	KR	SRC	AL	GADSDEN	35901	F
DH	KR	SVBD	AL	GADSDEN	35901	F
DH	KR	SPA	AL	GADSDEN	35902	F
DH	KR	SPD	AL	GADSDEN	35902	F
DH	KR	UW	AL	GADSDEN	35903	F
DH	KR	SVBB	AL	GADSDEN	35903	F
DH	KR	SVBD	AL	GADSDEN	35903	F
DH	KR	SVBD	AL	GADSDEN	35903	F
DH	KR	SVA	AL	GADSDEN	35904	F
DH	KR	SVBD	AL	GLENCOE	35905	F
DH	KR	UP	AL	GLENCOE	35905	F
DH	KR	UR	AL	HARPERVILLE	35078	F
DH	KR	SRBB	AL	HEFLIN	36264	F
DH	KR	SRB	AL	HEFLIN	36264	F
DH	KR	X	AL	HEFLIN	36264	F

19

14

47

S E R V A C T T	A C T O I R G I D	S T A T E	Z I P C O D E	R C D S T A T
DH KR SVE	AL	HEFLIN	38264	F
DH KR UP	AL	HEFLIN	38264	F
DH KR SRC	AL	HEFLIN	38264	F
DH KR XR	AL	HEFLIN	38264	F
DH KR SRB	AL	HEFLIN	38264	F
DH KR UW	AL	HOBSON CITY	38201	F
DH KR SVD	AL	HOBSON CTY	38201	F
DH KR SRBA	AL	HOBSON CTY	38201	F
DH KR UP	AL	JACKSONVILLE	38265	F
DH KR XQ	AL	JACKSONVILLE	38265	F
DH KR XS	AL	JACKSONVILLE	38265	F
DH KR UP	AL	JACKSONVILLE	38265	F
DH KR SVBA	AL	JACKSONVILLE	38265	F
DH KR SVE	AL	JACKSONVILLE	38265	F
DH KR SVBA	AL	JACKSONVILLE	38265	F
DH KR SVBA	AL	JACKSONVILLE	38265	F
DH KR UP	AL	JACKSONVILLE	38265	F
DH KR SRBD	AL	JACKSONVILLE	38265	F
DH KR TTA	AL	JACKSONVILLE	38265	F
DH KR UP	AL	JACKSONVILLE	38265	F
DH KR UR	AL	JACKSONVILLE	38265	F
DH KR US	AL	JACKSONVILLE	38265	F
DH KR UP	AL	JACKSONVILLE	38265	F
DH KR SP	AL	JACKSONVILLE	38265	F
DH KR UP	AL	JACKSONVILLE	38265	F
DH KR UP	AL	JACKSONVILLE	38265	F
DH KR SVBD	AL	JACKSONVILLE	38265	F
DH KR SRBB	AL	JACKSONVILLE	38265	F
DH KR SRC	AL	JACKSONVILLE	38265	F
DH KR SRA	AL	JACKSONVILLE	38265	F
DH KR TTA	AL	JACKSONVILLE	38265	F
DH KR UW	AL	JACKSONVILLE	38265	F
DH KR TS	AL	LINCOLN	35098	F
DH KR SRA	AL	LINCOLN	35098	F
DH KR SRC	AL	LINCOLN	35098	F
DH KR SVBD	AL	LINCOLN	35098	F
DH KR SPC	AL	LINCOLN	35098	F
DH KR SPD	AL	LINCOLN	35098	F
DH KR UP	AL	LINCOLN	35098	F
DH KR SRC	AL	LINCOLN	35098	F
DH KR VS	AL	LINCOLN	35098	F
DH KR SVC	AL	LINCOLN	35098	F
DH KR SVB	AL	LINCOLN	35098	F
DH KR SRBD	AL	LINCOLN	35098	F
DH KR SRBB	AL	LINCOLN	35098	F
DH KR SVBD	AL	LINEVILLE	38266	F
DH KR UP	AL	LINEVILLE	38266	F

24

13

47

S	A		Z	R
E	C		I	C
R	T	O	P	D
V	I	R		
	V	G	S	
A	I		T	C
C	T	C	A	I
T	Y	D	T	T
		E		
		Y		

DH KR SRC	AL LINEVILLE	38268	F
DH KR SRA	AL LINEVILLE	36268	F
DH KR SRBB	FL MARY ESTHER	32589	F
DH KR SVA	AL MUNFORD	36268	F
DH KR S	AL MUNFORD	36268	F
DH KR SVB	AL MUNFORD	36268	F
DH KR SPA	AL MUNFORD	36268	F
DH KR SVBB	AL MUNFORD	36268	F
DH KR SVBC	AL MUNFORD	36268	F
DH KR SRA	AL MUNFORD	36268	F
DH KR SPA	AL MUNFORD	36268	F
DH KR SPA	AL MUNFORD	36268	F
DH KR SVBB	AL MUNFORD	36268	F
DH KR SPA	AL OHATCHEE	36271	F
DH KR SPD	AL OHATCHEE	36271	F
DH KR UR	AL OHATCHEE	36271	F
DH KR SVBA	AL OHATCHEE	36271	F
DH KR SRA	AL OHATCHEE	36271	F
DH KR SVBA	AL OHATCHEE	36271	F
DH KR SVB	AL OHATCHEE	36271	F
DH KR UP	AL OHATCHEE	36271	F
DH KR SRBB	AL OHATCHER	36271	F
DH KR UP	AL ONEONTA	35121	F
DH KR SRB	AL ONEONTA	35121	F
DH KR SRBC	AL ONEONTA	35121	F
DH KR XS	AL OXFORD	36203	F
DH KR SRBD	AL OXFORD	36203	F
DH KR XQ	AL OXFORD	36203	F
DH KR SVBB	AL OXFORD	36203	F
DH KR UR	AL OXFORD	36203	F
DH KR VS	AL OXFORD	36203	F
DH KR SPA	AL OXFORD	36203	F
DH KR SVA	AL OXFORD	36203	F
DH KR SRA	AL OXFORD	36203	F
DH KR VS	AL OXFORD	36203	F
DH KR SPA	AL OXFORD	36203	F
DH KR XR	AL OXFORD	36203	F
DH KR XR	AL OXFORD	36203	F
DH KR XS	AL OXFORD	36203	F
DH KR SRBC	AL OXFORD	36203	F
DH KR US	AL OXFORD	36203	F
DH KR U	AL OXFORD	36203	F
DH KR UR	AL OXFORD	36203	F
DH KR TTB	AL OXFORD	36203	F
DH KR UP	AL OXFORD	36203	F
DH KR SRBD	AL OXFORD	36203	F
DH KR US	AL OXFORD	36203	F

10

9

82

41

S A  
 E C  
 R T O  
 V I R S  
 V G T C  
 A I A I  
 C T C T T  
 T Y D E Y

Z R  
 I C  
 P D  
 C S  
 O T  
 D A  
 E T

DH KR SVB	AL OXFORD	38203 F
DH KR XS	AL OXFORD	38203 F
DH KR SVA	AL OXFORD	38203 F
DH KR SRC	AL OXFORD	38203 F
DH KR X	AL OXFORD	38203 F
DH KR SRBB	AL OXFORD	38203 F
DH KR US	AL OXFORD	38203 F
DH KR SRA	AL OXFORD	38203 F
DH KR TTA	AL OXFORD	38203 F
DH KR SRA	AL OXFORD	38203 F
DH KR SVBC	AL OXFORD	38203 F
DH KR SRC	AL OXFORD	38203 F
DH KR XQ	AL OXFORD	38203 F
DH KR UW	AL OXFORD	38203 F
DH KR SVBB	AL OXFORD	38203 F
DH KR UP	AL OXFORD	38203 F
DH KR SRA	AL OXFORD	38203 F
DH KR SVBD	AL PEIDMONT	38272 F
DH KR TTB	AL PELL CITY	35125 F
DH KR SVBD	AL PELL CTY	35125 F
DH KR SVBD	AL PELL CTY	35125 F
DH KR SVA	AL PELL CTY	35125 F
DH KR SV	AL PELL CTY	35125 F
DH KR SPC	AL PELL CTY	35125 F
DH KR SRA	AL PELL CTY	35125 F
DH KR SRBB	FL PENSACOLA	32514 E
DH KR SVB	AL PIEDMONT	38272 F
DH KR SVE	AL PIEDMONT	38272 F
DH KR SVE	AL PIEDMONT	38272 F
DH KR TTA	AL PIEDMONT	38272 F
DH KR SVD	AL PIEDMONT	38272 F
DH KR SVD	AL PIEDMONT	38272 F
DH KR SVBC	AL PIEDMONT	38272 F
DH KR XR	AL PIEDMONT	38272 F
DH KR SVD	AL PIEDMONT	38272 F
DH KR UP	AL PIEDMONT	38272 F
DH KR SRBB	AL PIEDMONT	38272 F
DH KR UP	AL PIEDMONT	38272 F
DH KR SPC	AL RAGLAND	35131 F
DH KR UR	AL RAGLAND	35131 F
DH KR UP	AL RAGLAND	35131 F
DH KR UW	AL RAGLAND	35131 F
DH KR XQ	AL RIVERSIDE	35135 F
DH KR XR	AL RIVERSIDE	35135 F
DH KR SVBB	AL SOUTHSIDE	35901 F
DH KR SRA	AL SOUTHSIDE	35901 F
DH KR SRC	AL TALLADEGA	35180 F

17

18



S A Z R  
 E C I C  
 R T O P D  
 V I R S  
 V V G T C  
 A I A I C S  
 C T C T T O D A  
 T Y D E Y E T

DH KR SVBB	AL TALLADEGA	35180	F
DH KR UR	AL TALLADEGA	35180	F
DH KR SRBB	AL TALLADEGA	35180	F
DH KR SP	AL TALLADEGA	35180	F
DH KR SVBB	AL TALLADEGA	35180	F
DH KR TS	AL TALLADEGA	35180	F
DH KR SVD	AL TALLADEGA	35180	F
DH KR UP	AL TALLADEGA	35180	F
DH KR TS	AL TALLADEGA	35180	F
DH KR UR	AL TALLADEGA	35180	F
DH KR SVE	AL TALLADEGA	35180	F
DH KR SRBB	AL TALLADEGA	35180	F
DH KR SRA	AL TALLADEGA	35180	F
DH KR SRBB	AL TALLADEGA	35180	F
DH KR UP	AL VANDIVER	35178	F
DH KR SRA	AL WEAVER	36277	F
DH KR SVD	AL WEAVER	36277	F
DH KR SVBC	AL WEAVER	36277	F
DH KR SPA	AL WEAVER	36277	F
DH KR SRA	AL WEAVER	36277	F
DH KR SVBB	AL WEAVER	36277	F
DH KR SRBC	AL WEAVER	36277	F
DH KR SRB	AL WEAVER	36277	F
DH KR XS	AL WEAVER	36277	F
DH KR SVA	AL WEAVER	36277	F
DH KR SVBD	AL WEAVER	36277	F
DH KR UP	AL WEAVER	36277	F
DH KR SRBB	AL WEAVER	36277	F
DH KR VC	AL WEAVER	36277	F
DH KR SRBC	AL WEAVER	36277	F
DH KR SVE	AL WEAVER	36277	F
DH KR SRC	AL WEAVER	36277	F
DH KR V	AL WEAVER	36277	F
DH KR SRA	AL WEAVER	36277	F
DH KR SVE	AL WEDOWEE	36278	F
DH KR TP	AL WELLINGTON	36279	F
DH KR SPD	AL WELLINGTON	36279	F
DH KR X	AL WELLINGTON	36279	F
DH KR SRC	AL WELLINGTON	36279	F
DH ND SA	SC GOSE CREEK	29445	F
DH ND TT	FL GREEN COVE SP	32043	F
DH ND UC	FL GREEN COVE SP	32043	F
DH ND XB	FL GREEN COVE SP	32043	F
DH ND TT	FL GREEN CV SPRG	32043	F
DH ND X	FL GREEN CV SPRG	32043	F
DH ND TE	SC HOLLYWOOD	29448	F
DH ND TE	FL JACKSONVILLE	32204	F

14 (15)

20

39 DDJF

DEMISE DAVIS  
 DDRE-RR  
 DSH 777-8595

DDJF TOTAL 145  
 JACKSONVILLE  
 ORANGE PARK  
 $69 \div 145 = 48010$   
 $43 \div 145 = 30010$   
 $\frac{30010}{17010}$   
 County  
 Duval  
 CLAY

Geography:

040 Alabama

050 Autauga County

Data Item:

MEDIAN VALUE

Universe: Specified owner-occupied housing units

Median value

Autauga County.....	59,200
Baldwin County.....	64,200
Barbour County.....	41,400
Bibb County.....	39,500
Blount County.....	46,500
Bullock County.....	32,300
Butler County.....	34,000
Calhoun County.....	51,600
Chambers County.....	37,900
Cherokee County.....	44,700
Chilton County.....	42,800
Choctaw County.....	37,200
Clarke County.....	40,300
Clay County.....	35,500
Cleburne County.....	42,600
Coffee County.....	53,300
Colbert County.....	46,300
Conecuh County.....	33,300
Coosa County.....	35,600
Covington County.....	34,800
Crenshaw County.....	31,200
Cullman County.....	48,100
Dale County.....	49,400
Dallas County.....	43,800
DeKalb County.....	39,700
Elmore County.....	58,100
Escambia County.....	41,100
Etowah County.....	42,700
Fayette County.....	36,800
Franklin County.....	38,300
Geneva County.....	35,800
Greene County.....	35,800
Hale County.....	34,900
Henry County.....	41,300
Houston County.....	52,600
Jackson County.....	43,200
Jefferson County.....	58,700
Lamar County.....	38,900
Lauderdale County.....	52,700
Lawrence County.....	44,300
Lee County.....	64,900
Limestone County.....	56,300
Lowndes County.....	34,800
Macon County.....	43,400
Madison County.....	77,900
Marengo County.....	41,800
Marion County.....	38,300
Marshall County.....	48,100

Monroe County.....	43,200
Montgomery County.....	62,600
Morgan County.....	60,900
Perry County.....	31,600
Pickens County.....	38,000
Pike County.....	43,500
Randolph County.....	36,500
Russell County.....	46,200
St. Clair County.....	53,400
Shelby County.....	88,300
Sumter County.....	34,700
Talladega County.....	44,800
Tallapoosa County.....	43,200
Tuscaloosa County.....	62,100
Walker County.....	42,100
Washington County.....	34,300
Wilcox County.....	34,000
Winston County.....	37,700

C.3.224/3 1990 CH-2-2

K-65

DO NOT DUPLICATE

1990 CH-2-2

U.S. Department of Commerce  
Economics and Statistics Administration  
BUREAU OF THE CENSUS

CENSUS '90



1990 Census of Housing  
Detailed Housing  
Characteristics  
**Alabama**

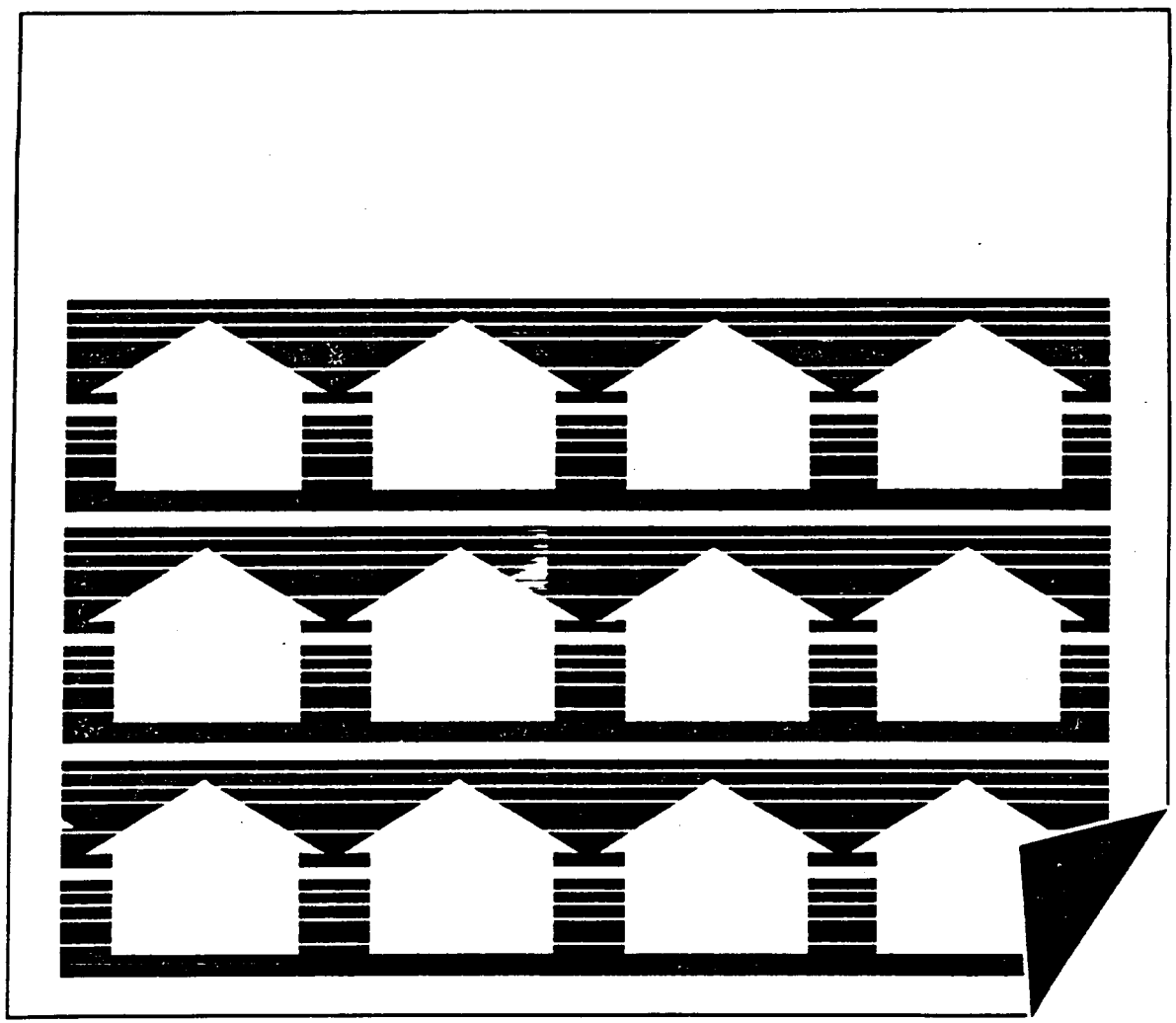


Table 68. Financial Characteristics: 1990

(Data based on sample and subject to sampling variability. see text. For definitions of terms and meanings of symbols, see text.)

County	Autauga County	Baldwin County	Barbour County	Bibb County	Blount County	Bullock County	Butler County	Calhoun County	Chambers County	Charlton County
<b>HOUSEHOLD INCOME IN 1989</b>										
Occupied housing units	11 824	37 044	9 218	5 745	34 644	3 787	7 925	42 983	13 784	7 444
Median income (dollars)	27 549	25 574	19 190	19 923	21 847	14 104	16 007	23 369	21 023	21 207
Owner-occupied	9 422	29 025	6 490	4 510	11 972	2 729	5 788	30 224	10 472	5 959
Median income (dollars)	30 468	28 032	22 687	22 577	24 953	16 763	20 000	27 155	24 049	23 155
Renter-occupied	2 404	8 019	2 728	1 235	2 672	1 058	2 147	12 759	3 314	1 507
Median income (dollars)	17 643	17 591	11 172	12 217	12 252	5 372	8 560	15 445	12 566	14 684
Specified owner-occupied housing units	6 176	19 110	4 074	3 402	3 929	1 554	3 233	22 734	7 584	3 149
<b>MORTGAGE STATUS AND SELECTED MONTHLY OWNER COSTS</b>										
With a mortgage	4 440	11 063	2 165	976	3 277	632	1 386	12 655	3 839	1 263
Less than \$200	98	199	156	20	109	81	89	243	192	49
\$200 to \$299	460	774	354	146	370	201	254	1 072	511	158
\$300 to \$399	683	1 296	298	140	590	114	275	2 089	900	214
\$400 to \$499	590	1 731	340	152	610	70	260	2 236	717	320
\$500 to \$599	694	1 899	265	197	576	32	170	1 978	504	190
\$600 to \$699	521	1 365	193	118	326	52	144	1 453	297	91
\$700 to \$799	420	1 262	187	132	295	35	47	1 445	307	81
\$800 to \$899	349	827	124	34	178	24	49	732	117	36
\$900 to \$999	205	506	54	12	79	12	42	514	78	25
\$1,000 to \$1,249	241	450	95	16	98	-	25	433	134	57
\$1,250 to \$1,499	100	236	36	7	26	11	22	141	61	24
\$1,500 to \$1,999	57	155	27	-	11	-	-	81	16	5
\$2,000 or more	22	163	16	2	9	-	9	38	5	13
Median (dollars)	548	578	476	512	494	327	425	537	446	466
Mean (dollars)	610	655	549	521	535	409	482	578	504	537
Not mortgaged	1 736	8 047	1 911	1 426	2 652	924	1 847	10 059	3 745	1 886
Less than \$100	265	1 003	337	248	383	227	446	1 472	533	296
\$100 to \$199	1 117	4 804	1 172	917	1 684	486	1 062	4 359	2 425	1 109
\$200 to \$299	318	1 754	307	220	456	164	309	1 808	637	405
\$300 to \$399	25	318	84	41	97	33	23	275	103	33
\$400 to \$499	11	106	11	-	22	6	2	86	50	33
\$500 or more	-	60	-	-	10	8	5	89	7	10
Median (dollars)	154	163	154	143	150	142	138	150	151	155
Mean (dollars)	157	174	158	150	162	158	145	161	161	166
<b>MORTGAGE STATUS AND SELECTED MONTHLY OWNER COSTS AS A PERCENTAGE OF HOUSEHOLD INCOME IN 1989</b>										
With a mortgage	4 440	11 063	2 165	976	3 277	632	1 386	12 655	3 839	1 263
Less than 10 percent	516	1 113	295	78	371	127	127	1 407	421	101
10 to 14 percent	886	2 373	453	141	723	134	198	2 429	773	249
15 to 19 percent	1 094	2 377	440	275	616	110	390	2 693	938	346
20 to 24 percent	782	1 788	277	134	498	71	225	2 339	475	238
25 to 29 percent	364	945	180	129	356	26	135	1 264	279	116
30 to 34 percent	235	574	92	49	220	38	78	657	188	90
35 percent or more	546	1 811	420	167	484	176	233	1 854	553	199
Not computed	17	64	8	3	9	15	-	42	12	4
Median	18.7	19.2	18.8	19.9	19.4	19.7	19.7	19.6	17.8	20.3
Not mortgaged	1 736	8 047	1 911	1 426	2 652	924	1 847	10 059	3 745	1 886
Less than 10 percent	830	4 243	837	587	1 312	237	754	4 920	1 469	772
10 to 14 percent	365	1 549	348	319	515	171	374	1 901	738	324
15 to 19 percent	198	744	300	176	285	142	230	978	454	174
20 to 24 percent	101	289	183	95	135	62	108	597	340	134
25 to 29 percent	51	321	105	55	100	91	139	410	142	65
30 to 34 percent	55	199	74	21	91	26	74	263	135	51
35 percent or more	110	583	150	154	171	133	157	858	416	134
Not computed	26	119	12	19	43	42	11	142	31	22
Median	10.3	10.0	11.4	11.8	10.0	15.8	12.2	10.1	12.6	10.0
Specified renter-occupied housing units	2 236	7 096	3 868	1 309	2 281	988	1 995	12 488	3 078	1 288
<b>GROSS RENT</b>										
Less than \$100	55	118	231	41	97	54	142	406	257	34
\$100 to \$149	135	295	393	152	247	246	295	738	267	179
\$150 to \$199	134	407	359	94	292	181	276	847	284	144
\$200 to \$249	181	652	270	92	273	96	245	1 539	453	132
\$250 to \$299	228	781	314	146	319	77	325	1 486	496	257
\$300 to \$349	184	954	173	121	319	38	174	1 751	386	257
\$350 to \$399	196	936	144	52	190	80	102	1 402	184	50
\$400 to \$449	161	602	116	28	119	2	35	995	143	22
\$450 to \$499	159	604	82	69	21	9	32	632	151	28
\$500 to \$549	180	315	34	23	26	-	4	440	32	17
\$550 to \$599	123	211	39	13	28	14	5	215	21	9
\$600 to \$649	77	192	8	-	13	-	17	237	7	11
\$650 to \$699	43	212	16	6	14	-	-	132	-	2
\$700 to \$749	42	121	23	4	-	-	9	49	8	-
\$750 to \$999	45	224	16	-	-	-	12	89	6	6
\$1,000 or more	25	58	12	-	-	-	9	-	-	-
No cash rent	218	1 014	351	248	423	186	332	1 261	354	229
Median (dollars)	379	357	230	259	258	172	223	311	260	253
Mean (dollars)	395	386	258	244	266	206	236	319	265	253

1990 Census Of Population And Housing Summary Tape File 1A

Geography:

040 Alabama  
050 Autauga County

Data Item:

MEDIAN CONTRACT RENT

Universe: Specified renter-occupied housing units paying cash rent

Median contract rent

Autauga County.....	257
Baldwin County.....	265
Barbour County.....	146
Bibb County.....	140
Blount County.....	164
Bullock County.....	102
Butler County.....	133
Calhoun County.....	218
Chambers County.....	154
Cherokee County.....	148
Chilton County.....	157
Choctaw County.....	99
Clarke County.....	147
Clay County.....	116
Cleburne County.....	147
Coffee County.....	234
Colbert County.....	191
Conecuh County.....	110
Coosa County.....	137
Covington County.....	147
Crenshaw County.....	118
Cullman County.....	184
Dale County.....	238
Dallas County.....	151
DeKalb County.....	161
Elmore County.....	197
Escambia County.....	153
Etowah County.....	186
Fayette County.....	132
Franklin County.....	146
Geneva County.....	130
Greene County.....	99
Hale County.....	99
Henry County.....	134
Houston County.....	215
Jackson County.....	169
Jefferson County.....	263
Lamar County.....	110
Lauderdale County.....	217
Lawrence County.....	143
Lee County.....	266
Limestone County.....	214
Lowndes County.....	99
Macon County.....	186
Madison County.....	332
Marengo County.....	117
Marion County.....	132
Marshall County.....	200

Mobile County.....	233
Monroe County.....	169
Montgomery County.....	292
Morgan County.....	261
Perry County.....	99
Pickens County.....	99
Pike County.....	177
Randolph County.....	133
Russell County.....	195
St. Clair County.....	199
Shelby County.....	379
Sumter County.....	115
Talladega County.....	163
Tallapoosa County.....	160
Tuscaloosa County.....	254
Walker County.....	175
Washington County.....	112
Wilcox County.....	99
Winston County.....	140

# Housing Units Authorized by Building Permits: Annual 1990

States,  
Metropolitan  
Statistical Areas,  
Individual  
Places

Issued June 1991



**U.S. Department of Commerce**  
Robert A. Mosbacher, Secretary  
Rockwell A. Schnabel, Deputy Secretary

**Economics and Statistics  
Administration**  
Michael R. Darby,  
Under Secretary for Economic Affairs  
and Administrator

**BUREAU OF THE CENSUS**  
Barbara Everitt Bryant, Director



**Table 3. Metropolitan Statistical Areas—New Privately Owned Housing Units Authorized in Permit-Issuing Places: 1990**


[17,000-place series. For meaning of abbreviations and symbols, see Introduction]

Metropolitan statistical area, consolidated metropolitan statistical area, and primary metropolitan statistical areas <sup>1</sup>	Number of housing units					Number of privately owned structures with 5 units or more	Valuation (thousands of dollars)				
	Total	In structures with—					Total	In structures with—			
		1 unit	2 units	3 and 4 units	5 units or more			1 unit	2 units	3 and 4 units	5 units or more
All MSA's Total.....	910 678	633 722	20 514	20 684	236 968	16 611	73 182 238	60 471 817	1 127 551	1 116 015	10 437 863
Ablene, TX MSA <sup>2</sup> .....	118	109	-	9	-	-	10 162	9 412	-	750	-
Ablene.....	62	73	-	9	-	-	6 470	7 720	-	750	-
Albany, GA MSA.....	384	334	8	28	14	2	20 833	19 925	237	372	300
Albany.....	200	159	8	28	14	2	11 341	10 432	237	372	300
Albany-Schenectady-Troy, NY MSA.....	2 924	2 121	168	115	520	44	248 303	221 422	6 553	4 595	15 734
Albany.....	162	57	74	4	27	4	10 223	5 863	2 895	100	1 775
Schenectady.....	95	27	30	4	34	3	2 814	1 245	874	120	575
Troy.....	101	55	2	8	36	4	5 134	3 275	70	225	1 564
Albuquerque, NM MSA.....	1 690	1 470	-	-	420	53	151 742	134 200	-	-	17 542
Albuquerque.....	1 555	1 135	-	-	420	53	116 785	99 244	-	-	17 542
Alexandria, LA MSA.....	60	56	4	-	-	-	4 545	4 505	40	-	-
Alexandria.....	42	40	2	-	-	-	3 727	3 702	25	-	-
Allentown-Bethlehem-Easton, PA-NJ MSA.....	2 151	1 067	34	13	237	25	183 497	173 587	1 475	380	8 086
Allentown.....	119	47	8	6	58	3	3 491	2 323	290	200	686
Bethlehem.....	88	84	4	-	20	2	4 855	3 999	178	-	680
Easton.....	29	2	-	3	24	2	987	111	-	80	796
Altoona, PA MSA.....	337	286	6	24	21	3	20 936	18 730	185	595	1 448
Altoona.....	78	50	-	6	21	3	3 057	2 409	-	200	448
Amarillo, TX MSA.....	155	149	6	-	-	-	15 124	14 819	304	-	-
Amarillo.....	121	115	6	-	-	-	13 363	13 078	304	-	-
Anchorage, AK MSA.....	399	399	-	-	-	-	62 476	62 476	-	-	-
Anchorage Borough.....	399	399	-	-	-	-	62 476	62 476	-	-	-
Anderson, IN MSA.....	221	158	54	4	5	1	16 584	13 991	2 137	300	156
Anderson.....	68	15	44	4	5	1	3 757	1 411	1 680	300	156
Anderson, SC MSA.....	915	676	36	77	129	14	53 789	47 114	906	3 081	2 688
Anderson.....	189	60	4	66	90	5	9 735	5 300	140	2 777	1 518
Anniston, AL MSA.....	231	163	6	19	43	7	10 312	9 204	80	362	656
Anniston.....	65	57	-	8	-	-	3 825	3 636	-	187	-
Appleton-Oshkosh-Neenah, WI MSA.....	2 002	1 084	240	27	651	62	118 224	95 034	9 511	963	12 716
Appleton.....	225	140	42	3	40	4	17 565	14 453	1 869	143	1 000
Neenah.....	66	50	12	-	34	2	6 009	5 029	386	-	600
Oshkosh.....	588	108	60	-	418	60	15 172	8 529	1 412	-	7 231
Ashville, NC MSA.....	616	767	22	19	6	1	72 764	70 072	1 296	1 122	304
Ashville.....	68	84	4	-	-	-	5 871	5 808	163	-	-
Athens, GA MSA.....	957	809	76	7	65	7	67 514	62 078	3 152	380	1 823
Athens.....	287	200	28	-	59	6	16 519	13 903	911	-	1 706
Atlanta, GA MSA.....	26 636	20 654	320	21	5 841	210	1 881 739	1 622 084	10 254	825	248 485
Atlanta.....	2 525	425	44	7	2 049	17	145 649	36 131	1 875	322	105 221
Marionetta.....	211	91	-	-	120	2	11 967	8 567	-	-	3 400
Atlantic City, NJ MSA.....	1 847	1 087	186	30	394	27	132 976	102 688	17 310	1 587	11 380
Atlantic City.....	52	30	22	-	-	-	11 258	6 925	4 334	-	-
Augusta, GA-SC MSA.....	2 367	2 289	6	8	64	10	179 144	177 594	126	512	912
Augusta.....	35	33	2	-	-	-	2 478	2 433	45	-	-
Austin, TX MSA.....	1 946	1 900	10	36	-	-	227 984	225 997	641	649	408
Austin.....	923	887	-	36	-	-	103 114	102 058	649	649	408
Bakersfield, CA MSA.....	4 664	4 557	58	64	255	26	445 951	427 017	3 438	3 422	11 474
Bakersfield.....	1 554	1 434	14	3	103	10	180 970	164 456	601	158	5 425
Baltimore, MD MSA.....	13 680	9 529	2	-	4 029	135	903 986	776 138	75	-	127 773
Annapolis.....	82	55	-	-	36	3	5 849	4 697	-	-	1 152
Baltimore.....	240	159	-	-	81	3	10 784	7 514	-	-	3 250
Bangor, ME MSA.....	442	258	6	78	102	19	25 180	18 784	237	2 802	3 587
Bangor.....	162	24	4	60	74	10	7 147	2 025	147	2 154	2 821
Baton Rouge, LA MSA.....	1 024	1 011	2	-	11	2	61 641	61 276	80	-	304
Baton Rouge.....	30	19	-	-	11	2	2 141	1 837	-	-	304
Battle Creek, MI MSA.....	229	182	-	-	47	2	14 239	13 023	-	-	1 217
Battle Creek.....	82	71	-	-	11	1	4 709	4 574	-	-	136
Beaumont-Port Arthur, TX MSA.....	480	486	2	-	-	-	40 883	40 577	86	-	-
Beaumont.....	154	154	-	-	-	-	17 199	17 199	-	-	-
Port Arthur.....	14	14	-	-	-	-	1 248	1 248	-	-	-
Bellingham, WA MSA.....	1 974	1 109	84	182	589	50	124 314	87 487	4 434	5 965	26 426
Bellingham.....	579	184	58	63	294	30	34 466	16 136	2 987	2 496	12 836
Benton Harbor, MI MSA.....	554	458	54	16	26	3	45 889	38 754	4 043	1 152	1 848
Benton Harbor.....	1	1	-	-	-	-	40	40	-	-	-
Billings, MT MSA.....	180	152	4	4	-	-	18 028	15 352	226	490	-
Billings.....	144	136	4	4	-	-	15 186	14 520	226	450	-
Blount-Gulfport, MS MSA.....	485	483	2	-	-	-	26 481	26 450	31	-	-
Blount.....	70	70	-	-	-	-	3 981	3 981	-	-	-
Gulfport.....	50	50	-	-	-	-	3 783	3 783	-	-	-
Binghamton, NY MSA.....	512	428	12	-	72	2	44 631	41 323	656	-	2 659
Binghamton.....	12	12	-	-	-	-	844	844	-	-	-

See footnotes at end of table.



# Housing Units Authorized by Building Permits: Annual 1991



U.S. Department of Commerce  
Economics and Statistics Administration  
BUREAU OF THE CENSUS

**Table 3. Metropolitan Areas—New Privately Owned Housing Units Authorized in Permit-Issuing Places: 1991**

[17,000-place series. For meaning of abbreviations and symbols, see Introduction]

Metropolitan statistical area, consolidated metropolitan statistical area, and primary metropolitan statistical area <sup>1</sup>	Number of housing units					Number of privately owned structures with 5 units or more	Valuation (thousands of dollars)				
	Total	In structures with—					Total	In structures with—			
		1 unit	2 units	3 and 4 units	5 units or more			1 unit	2 units	3 and 4 units	5 units or more
All MA's Total	796 635	602 648	16 286	15 542	132 136	9 692	66 263 754	69 319 254	916 693	660 633	6 116 689
Ablene, TX MSA <sup>2</sup>	147	143	-	4	-	-	14 698	14 698	-	300	-
Ablene	108	104	-	4	-	-	13 135	12 835	-	300	-
Albany, GA MSA	434	341	52	41	-	-	24 690	22 248	1 693	748	-
Albany	178	84	52	32	-	-	9 210	6 995	1 693	422	-
Albany-Schenectady-Troy, NY MSA	2 878	2 295	128	30	423	41	252 223	229 794	6 105	940	15 285
Albany	67	40	24	3	-	-	4 755	3 790	603	98	-
Schenectady	86	34	4	-	28	3	3 082	1 687	440	-	725
Troy	74	65	0	3	-	-	4 045	286	-	47	-
Albuquerque, NM MSA	1 792	1 532	2	-	258	23	157 609	145 688	78	-	11 648
Albuquerque	1 490	1 230	2	-	258	23	127 788	115 844	78	-	11 648
Alexandria, LA MSA	49	49	-	-	-	-	3 621	3 621	-	-	-
Alexandria	30	30	-	-	-	-	2 363	2 363	-	-	-
Allentown-Bethlehem-Easton, PA-NJ MSA	2 282	1 606	24	37	312	28	200 680	184 603	1 248	1 608	12 623
Allentown	54	39	4	3	8	1	2 290	1 917	108	80	175
Bethlehem	147	83	8	-	66	9	9 185	5 171	405	-	3 589
Easton	3	3	-	-	-	-	303	203	-	-	-
Altoona, PA MSA	265	230	-	11	64	3	22 689	21 289	-	145	1 556
Altoona	53	35	-	-	18	2	2 455	1 802	-	-	558
Amarillo, TX MSA	217	217	-	-	-	-	22 817	22 817	-	-	-
Amarillo	177	177	-	-	-	-	20 602	20 602	-	-	-
Anchorage, AK MSA	623	617	2	4	-	-	69 495	66 512	167	608	-
Anchorage Borough	623	617	2	4	-	-	69 495	66 512	167	608	-
Anderson, IN MSA	244	202	39	4	-	-	18 901	17 210	1 461	240	-
Anderson	71	41	26	4	-	-	5 275	3 572	1 184	240	-
Anderson, SC MSA	788	687	38	11	32	4	60 883	48 664	1 297	270	642
Anderson	60	74	16	-	-	-	6 821	5 510	711	-	-
Anniston, AL MSA	185	117	-	30	18	3	6 283	7 643	-	220	400
Anniston	53	53	-	-	-	-	3 601	3 601	-	-	-
Appleton-Oshkosh-Neenah, WI MSA	2 023	1 273	170	23	657	46	141 694	117 680	6 242	600	16 262
Appleton	206	220	18	3	127	8	28 254	22 479	662	180	3 739
Neenah	128	63	2	-	63	5	10 811	6 725	115	-	3 984
Oshkosh	311	114	18	20	169	18	16 182	6 771	638	280	2 685
Asheville, NC MSA	986	807	44	4	121	19	73 798	69 993	1 930	162	1 794
Asheville	240	84	16	4	126	17	9 418	7 039	610	182	1 578
Athens, GA MSA	1 278	722	64	18	474	27	77 371	65 807	2 280	751	16 433
Athens-Clarke County <sup>3</sup>	269	127	24	4	224	15	19 894	19 170	504	168	6 712
Atlanta, GA MSA	23 442	21 611	132	27	1 672	66	1 637 489	1 789 651	4 713	772	63 434
Atlanta	740	298	44	-	400	10	40 880	24 245	1 614	-	14 431
Maricota	112	112	-	-	-	-	10 620	10 620	-	-	-
Atlantic City, NJ MSA	1 020	741	68	12	169	13	67 145	69 501	6 461	480	6 272
Atlantic City	(NA)	(NA)	(NA)	(NA)	(NA)	(NA)	(NA)	(NA)	(NA)	(NA)	(NA)
Augusta, GA-SC MSA	2 289	2 247	4	28	108	3	167 516	166 124	130	680	1 032
Augusta	21	21	-	-	-	-	1 383	1 383	-	-	-
Austin, TX MSA	3 189	2 571	4	4	220	19	232 947	215 936	154	180	6 739
Austin	1 606	1 282	4	-	220	19	146 298	136 496	154	-	6 739
Bakersfield, CA MSA	3 400	3 108	22	184	66	6	208 745	202 667	1 122	6 710	4 047
Bakersfield	1 203	1 068	9	77	69	2	121 285	113 652	640	4 632	3 081
Baltimore, MD MSA	11 189	9 400	-	-	1 789	107	683 910	762 270	-	-	61 641
Annapolis	69	66	-	-	12	1	3 640	3 189	-	-	294
Baltimore	690	244	-	-	285	4	68 141	11 789	-	-	26 375
Bangor, ME MSA	224	197	2	-	35	6	16 027	14 525	140	-	1 262
Bangor	30	25	-	-	5	1	1 651	1 751	-	-	80
Baton Rouge, LA MSA	1 197	1 123	6	-	69	1	92 010	89 285	74	-	2 671
Baton Rouge	172	100	4	-	69	1	12 039	9 234	44	-	2 671
Battle Creek, MI MSA	229	148	2	-	69	2	13 084	11 446	60	-	1 466
Battle Creek	73	20	-	-	53	1	2 036	2 036	-	-	602
Beaumont-Port Arthur, TX MSA <sup>2</sup>	603	588	4	-	-	-	47 055	46 805	180	-	-
Beaumont	236	226	-	-	-	-	21 294	21 294	-	-	-
Port Arthur	29	29	-	-	-	-	2 379	2 379	-	-	-
Bellingham, WA MSA	1 639	929	64	48	497	23	111 696	94 545	3 575	2 022	21 614
Bellingham	468	123	56	17	202	21	20 540	13 607	3 264	613	13 466
Boston Harbor, MI MSA <sup>2</sup>	472	408	16	28	28	4	46 548	36 939	463	2 342	608
Boston Harbor	-	-	-	-	-	-	-	-	-	-	-
Buffalo, NY MSA	223	204	6	-	23	3	21 004	19 623	659	-	782
Buffalo <sup>3</sup>	220	181	6	-	29	3	20 379	19 666	626	-	782
Blacksburg, VA MSA	488	488	6	4	-	-	30 619	30 372	155	68	-
Blacksburg	80	78	2	-	-	-	5 178	5 118	68	-	-
Blacksburg	96	96	-	-	-	-	3 806	3 806	-	-	-
Binghamton, NY MSA	411	383	20	6	-	-	38 374	38 183	785	416	-
Binghamton	19	11	2	-	-	-	627	797	130	-	-


See footnotes at end of table.

DO NOT CIRCULATE

# Housing Units Authorized by Building Permits: Annual 1992



C 3 215 / 4 : C 40 / 92 - A



U.S. Department of Commerce  
Economics and Statistics Administration  
BUREAU OF THE CENSUS

Table 3. Metropolitan Areas—New Privately Owned Housing Units Authorized in Permit-Issuing Places: 1992

[17,000-place series. For meaning of abbreviations and symbols, see Introduction.]


Metropolitan statistical areas, consolidated metropolitan statistical areas, and primary metropolitan statistical areas <sup>1</sup>	Number of housing units					Number of privately owned structures with 5 units or more	Value (thousands of dollars)				
	Total	In structures with—					Total	In structures with—			
		1 unit	2 units	3 and 4 units	5 units or more			1 unit	2 units	3 and 4 units	5 units or more
All MSA's Total	688 451	737 274	17 848	15 998	118 233	8 954	80 589 180	73 374 079	971 822	873 584	5 389 902
Abilene, TX MSA	277	269	4	4	-	-	26 840	27 001	140	1 500	-
Abilene	225	217	4	4	-	-	26 195	24 555	140	1 500	-
Albany, GA MSA	566	398	152	-	16	1	32 793	27 073	5 070	-	650
Albany	225	117	92	-	16	1	13 304	9 863	2 792	-	650
Albany-Schenectady-Troy, NY MSA	3 039	2 463	106	34	436	29	292 045	265 498	4 966	3 198	18 383
Albany	87	39	30	-	18	2	4 771	2 972	1 050	-	750
Albany	42	22	20	-	-	-	1 765	1 082	673	-	-
Schenectady	55	43	4	-	8	1	3 577	3 076	110	-	391
Troy	-	-	-	-	-	-	-	-	-	-	-
Albuquerque, NM MSA	2 485	2 405	-	4	56	1	233 058	230 792	-	134	2 132
Albuquerque	1 829	1 873	-	-	56	1	178 946	176 814	-	-	2 132
Alexandria, LA MSA	86	82	-	-	24	4	6 441	5 941	-	-	500
Alexandria	49	49	-	-	-	-	4 874	4 874	-	-	-
Allentown-Bethlehem-Easton, PA-NJ MSA	2 829	2 374	18	54	385	17	266 733	247 508	595	2 638	15 992
Allentown	44	32	4	-	8	1	2 116	1 811	155	-	150
Bethlehem	150	48	2	4	86	2	10 903	3 655	70	120	7 058
Easton	62	4	-	-	58	1	1 550	181	-	-	1 389
Allentown-Bethlehem-Easton, PA-NJ MSA	369	272	34	9	54	3	26 082	22 677	1 143	407	1 855
Allentown	45	36	-	9	-	-	2 587	2 190	-	407	-
Amarillo, TX MSA	364	352	12	-	-	-	36 860	36 394	466	-	-
Amarillo	292	292	-	-	-	-	34 569	34 569	-	-	-
Anchorage, AK MSA	649	639	10	-	-	-	100 821	99 878	943	-	-
Anchorage Borough	649	639	10	-	-	-	100 821	99 878	943	-	-
Anderson, IN MSA	345	292	18	25	12	1	32 266	29 940	878	1 268	180
Anderson	94	43	14	25	12	1	8 687	4 461	778	1 268	160
Anderson, SC MSA	808	798	4	7	8	1	81 443	80 838	130	185	190
Anderson	53	51	2	-	-	-	4 069	3 989	80	-	-
Anniston, AL MSA	179	186	-	-	34	3	11 041	10 381	-	-	690
Anniston	83	83	-	-	-	-	4 478	4 478	-	-	-
Appleton-Oshkosh-Neenah, WI MSA	2 538	1 898	242	80	646	54	179 903	152 588	12 017	1 804	13 514
Appleton	345	283	54	9	19	2	32 485	27 827	2 822	570	1 148
Neenah	158	74	4	-	78	4	11 710	9 436	290	-	1 884
Oshkosh	388	132	14	25	217	18	11 694	7 805	475	704	2 811
Ashville, NC MSA	1 290	913	42	16	309	24	97 439	88 716	2 433	521	5 789
Ashville	410	83	10	8	309	24	13 335	7 228	218	120	5 789
Athens, GA MSA	1 017	836	102	3	78	8	77 057	69 535	3 708	289	3 523
Athens-Clarke County	447	286	72	3	78	8	30 977	24 283	2 801	289	3 523
Atlanta, GA MSA	28 038	27 171	130	27	708	45	2 383 873	2 357 262	4 287	1 058	31 288
Atlanta	630	485	40	4	121	4	51 000	43 770	1 803	146	5 481
Marietta	254	254	-	-	-	-	22 580	22 580	-	-	-
Atlantic City, NJ MSA	1 020	816	128	-	78	1	81 345	86 491	8 655	-	4 100
Atlantic City	2	2	-	-	-	-	70	70	-	-	-
Augusta, GA-SC MSA	2 633	2 583	10	32	28	2	218 546	218 144	228	754	420
Augusta	12	12	-	-	-	-	830	830	-	-	-
Austin, TX MSA	5 648	4 619	28	8	898	49	478 880	456 421	1 802	448	18 489
Austin	2 522	1 800	28	8	898	48	200 998	184 279	1 802	448	14 739
Bakersfield, CA MSA	4 396	3 861	52	197	299	31	387 140	341 180	2 625	9 674	13 451
Bakersfield	2 142	1 781	20	112	249	29	183 708	163 250	1 343	6 254	12 859
Baltimore, MD MSA	15 481	13 325	8	67	2 051	89	1 247 003	1 184 482	288	3 748	78 505
Annapolis	128	82	-	-	36	3	7 244	6 138	-	-	1 106
Baltimore	78	78	-	-	-	-	3 673	3 673	-	-	-
Bangor, ME MSA	214	190	4	20	-	-	15 813	14 827	165	720	-
Bangor	38	38	-	-	-	-	3 180	3 180	-	-	-
Baton Rouge, LA MSA	1 793	1 575	2	-	218	24	129 133	119 116	45	-	9 971
Baton Rouge	296	182	-	-	104	15	19 452	14 025	-	-	5 426
Battle Creek, MI MSA	395	177	2	-	218	8	18 527	14 750	200	-	3 577
Battle Creek	36	36	-	-	-	-	3 836	3 836	-	-	-
Beaumont-Port Arthur, TX MSA	781	755	8	-	-	-	62 967	62 744	223	-	-
Beaumont	279	279	-	-	-	-	26 749	26 749	-	-	-
Port Arthur	46	46	-	-	-	-	4 311	4 311	-	-	-
Bellingham, WA MSA	1 584	1 049	120	46	398	33	131 298	101 708	8 836	2 805	17 852
Bellingham	812	207	82	16	297	25	46 778	25 131	5 898	1 243	14 405
Benton Harbor, MI MSA	498	488	4	4	-	-	51 132	50 182	150	800	-
Benton Harbor	-	-	-	-	-	-	-	-	-	-	-
Billings, MT MSA	447	431	18	-	-	-	43 825	42 474	1 151	-	-
Billings	429	413	18	-	-	-	42 554	41 403	1 151	-	-
Blount-Gulfport, MS MSA	658	643	8	8	-	-	43 896	43 057	273	366	-
Blount	100	96	-	4	-	-	7 280	7 320	-	60	-
Gulfport	53	51	2	-	-	-	3 777	3 759	18	-	-
Binghamton, NY MSA	380	370	10	-	-	-	38 778	38 429	349	-	-
Binghamton	8	8	2	-	-	-	785	691	74	-	-

See footnotes at end of table.



CURRENT CONSTRUCTION REPORTS  
C40/93-A

# Housing Units Authorized by Building Permits: Annual 1993



U.S. Department of Commerce  
Economics and Statistics Administration  
BUREAU OF THE CENSUS

# Housing Units Authorized by Building Permits: Annual 1993

States,  
Metropolitan Areas,  
Individual Places

Issued June 1994



**U.S. Department of Commerce**  
**Ronald H. Brown, Secretary**  
**Economics and Statistics Administration**  
**Paul A. London, Acting Under Secretary**  
**for Economic Affairs**  
**BUREAU OF THE CENSUS**  
**Harry A. Scarr, Acting Director**

Table 3. Metropolitan Areas—New Privately Owned Housing Units Authorized in Permit-Issuing Places: 1993

[17,000-place areas. For meaning of abbreviations and symbols, see introduction.]

Metropolitan statistical area, consolidated metropolitan statistical area, and primary metropolitan statistical area <sup>1</sup>	Number of housing units					Number of privately owned structures with 5 units or more	Value (thousands of dollars)				
	Total	In structures with—					Total	In structures with—			
		1 unit	2 units	3 and 4 units	5 units or more			1 unit	2 units	3 and 4 units	5 units or more
All MA's Total	1 008 962	630 136	19 734	18 366	140 667	10 596	92 537 818	84 218 187	1 146 437	968 318	6 182 879
Abilene, TX MSA	311	293	6	12	-	-	30 463	29 083	300	1 080	-
Abilene	247	229	6	12	-	-	27 454	26 074	300	1 080	-
Albany, GA MSA	666	429	156	41	42	3	34 296	27 299	5 215	940	641
Albany	259	106	112	41	-	-	10 822	6 384	3 498	940	-
Albany-Schenectady-Troy, NY MSA	2 917	2 486	72	52	305	26	294 796	278 299	3 461	1 620	11 218
Albany	86	34	18	-	6	1	3 471	2 597	962	-	192
Saratoga Springs	64	59	-	-	5	1	8 158	7 888	-	-	170
Schenectady	48	23	19	4	12	1	2 742	1 837	430	155	950
Troy	69	53	-	-	16	2	4 256	3 468	-	-	788
Albuquerque, NM MSA	4 335	3 982	2	22	329	14	348 787	337 984	86	679	11 048
Albuquerque	2 491	2 186	-	16	309	12	214 988	203 942	-	607	10 419
Alexandria, LA MSA	145	85	-	-	60	1	10 082	8 386	-	-	1 696
Alexandria	128	66	-	-	60	1	9 014	7 318	-	-	1 696
Allentown-Bethlehem-Easton, PA MSA	2 474	2 017	14	25	418	26	238 279	220 182	788	1 486	13 631
Allentown	37	31	-	6	-	-	1 883	1 785	-	218	-
Bethlehem	47	36	4	7	-	-	4 353	3 443	180	750	-
Altoona, PA MSA	289	291	-	8	-	-	25 291	25 091	-	200	-
Altoona	39	38	-	-	-	-	2 487	2 487	-	-	-
Amarillo, TX MSA	538	525	4	8	-	-	66 618	65 999	280	310	-
Amarillo	436	436	-	-	-	-	49 718	49 718	-	-	-
Anchorage, AK MSA	1 195	994	6	80	135	7	182 519	157 817	542	7 085	17 085
Anchorage Borough	1 195	994	6	80	135	7	182 519	157 817	542	7 085	17 085
Anniston, AL MSA	189	185	-	-	34	3	12 014	11 127	-	-	886
Anniston	85	85	-	-	-	-	3 121	3 121	-	-	-
Appleton-Oshkosh-Neenah, WI MSA <sup>2</sup>	2 386	1 478	222	39	680	95	178 312	148 890	12 247	1 702	14 713
Appleton	270	179	22	3	69	2	34 578	29 457	1 304	180	2 625
Neenah	119	73	-	-	45	1	12 119	10 573	-	-	1 543
Oshkosh	412	188	14	30	212	15	14 691	10 556	808	746	3 080
Asheville, NC MSA	1 119	1 030	74	7	8	1	106 002	100 588	4 688	554	180
Asheville	108	100	8	-	-	-	11 284	11 050	234	-	-
Athens, GA MSA	608	716	79	7	113	6	71 418	64 756	2 287	281	4 115
Athens-Clarke County	439	389	86	4	108	5	29 309	23 497	1 691	186	3 785
Atlanta, GA MSA	35 673	32 091	114	34	3 444	244	3 657 976	2 913 036	3 139	986	150 715
Atlanta	878	325	16	-	639	17	80 365	28 848	684	-	21 065
Augusta-Aiken, GA-SC MSA	2 533	2 433	4	34	72	9	213 040	210 913	64	384	1 679
Aiken	150	150	-	-	-	-	16 197	16 197	-	-	-
Augusta	21	21	-	-	-	-	1 888	1 888	-	-	-
Austin-San Marcos, TX MSA	6 482	6 318	62	8	2 084	148	744 110	694 125	3 487	173	66 226
Austin	4 338	2 272	16	-	2 048	138	294 340	237 800	680	-	55 550
San Marcos	41	36	6	-	-	-	2 691	2 377	185	-	-
Bakersfield, CA MSA	3 386	3 082	26	138	142	25	312 609	295 989	2 105	7 489	7 040
Bakersfield	1 884	1 886	25	122	46	6	180 081	169 848	1 470	6 877	1 886
Bangor, ME MSA	228	198	-	-	32	2	17 602	16 802	-	-	1 000
Bangor	40	40	-	-	-	-	3 185	3 185	-	-	-
Barnstable-Yarmouth, MA MSA	1 138	1 101	8	31	-	-	129 189	122 485	710	2 656	2 336
Barnstable town	186	178	-	8	-	-	34 529	34 084	-	475	-
Yarmouth town	102	73	6	23	-	-	12 481	9 688	710	2 183	-
Baton Rouge, LA MSA	1 988	1 799	-	12	187	11	144 891	137 687	-	455	6 848
Baton Rouge	207	132	-	6	67	1	13 526	10 872	-	304	2 253
Beaumont-Port Arthur, TX MSA	1 142	1 072	14	8	46	3	61 622	58 933	689	385	1 686
Beaumont	229	221	-	8	-	-	19 809	19 445	-	385	-
Port Arthur	46	46	-	-	-	-	4 308	4 308	-	-	-
Bellingham, WA MSA <sup>2</sup>	1 669	1 098	140	202	218	30	147 119	112 983	12 312	12 402	9 842
Bellingham	642	204	114	178	146	17	57 670	29 685	10 342	11 222	6 641
Benton Harbor, MI MSA	539	495	10	27	7	1	52 654	49 685	434	1 935	800
Benton Harbor	(NA)	(NA)	(NA)	(NA)	(NA)	(NA)	(NA)	(NA)	(NA)	(NA)	(NA)
Billings, MT MSA	682	438	40	34	189	22	66 007	44 880	2 721	1 600	6 826
Billings	670	430	36	34	189	22	55 286	44 289	2 551	1 600	6 826
Blaine-Gulfport-Pascoagville, MS MSA	1 686	1 761	32	28	67	7	113 323	109 565	1 030	674	1 683
Blaine	144	136	-	8	-	-	10 820	10 820	-	100	-
Gulfport	128	81	12	4	61	5	7 862	6 039	270	99	1 455
Pascoagville	28	22	4	-	-	-	2 191	2 191	67	-	-
Binghamton, NY MSA	278	224	19	12	32	4	23 472	22 229	416	386	435
Binghamton	10	10	-	-	-	-	698	698	-	-	-
Birmingham, AL MSA	4 944	4 211	12	21	700	69	482 948	459 084	408	528	23 847
Birmingham	281	198	-	3	80	8	15 883	12 624	-	84	2 645
Bismarck, ND MSA	687	464	18	38	129	7	57 486	48 619	1 373	1 582	4 961
Bismarck	411	252	16	12	129	7	34 631	27 373	1 373	904	4 961

See footnotes at end of table.



01  
D518x  
.991/  
32

**NATIONAL CENTER FOR EDUCATION STATISTICS**

DIRECTORY  
OF  
PUBLIC  
ELEMENTARY  
AND  
SECONDARY  
EDUCATION  
AGENCIES  
1991-92

U.S. Department of Education  
Office of Educational Research and Improvement

NCES 93-329

*Section 1713/71*  
*33*  
*AB*

*TH*

NAME OF AGENCY  
REGULAR SCHOOL DISTRICTS

MAILING ADDRESS	STREET OR P.O. BOX	CITY	ZIP	TELEPHONE NUMBER	NAME OF COUNTY	METRO STATUS	SPAN MEMBERSHIP GRADES	TOTAL 1990-91	GRAB STUDENT	REG HS	SPEC ED	TEACHERS	SCHOOLS
ALBERTVILLE CITY	PO BOX 1487	ALBERTVILLE	35950	205-691-1183	MARSHALL	3	KG-12	3,084	112	388		187	8
ALEXANDER CITY	PO BOX 1205	ALEXANDER CITY	35010	205-234-5074	VALLADORA	3	KG-12	3,783	145	371		204	5
ANDALUSIA CITY	122 SIXTH AVENUE	ANDALUSIA	35420	205-227-2188	COVINGTON	3	KG-12	2,154	99	427		122	4
ANNISTON CITY	PO BOX 1507	ANNISTON	36202	205-237-9532	CALHOUN	1	KG-12	4,257	234	252		259	9
ANNISTON CITY	PO BOX 1507	ANNISTON	36202	205-237-9532	CALHOUN	1	KG-12	4,257	234	252		259	9
AUBURN CITY	PO BOX 3270	AUBURN	36821	205-887-2100	LEE	3	KG-12	3,605	77	442		203	6
AUTauga COUNTY	PO BOX 130	PRATTVILLE	36807	205-385-5708	AUTAUGA	2	KG-12	7,127	323	993		337	10
BALDWIN COUNTY	175 COURTHOUSE SQUARE	DAY MINETTIE	36507	205-937-0308	BALDWIN	2	KG-12	17,983	594	2,481		922	30
BALDWIN CITY	PO BOX 219	CLAYTON	36016	205-775-2453	BARBOUR	1	KG-12	2,255	78	391		138	7
BESSMER CITY	PO BOX 1230	BESSMER	35021	205-481-3800	JEFFERSON	1	KG-12	8,298	161	835		289	7
BIRMINGHAM CITY	PO BOX 10007	BIRMINGHAM	35202	205-583-4701	JEFFERSON	1	KG-12	42,082	1,490	5,834	2,470	85	8
BLOUNT COUNTY	PO BOX 578	ONEOTA	35121	205-825-4102	BLOUNT	2	KG-12	8,045	270	978		274	9
BLOUNT CITY	PO BOX 578	ONEOTA	35121	205-825-4102	BLOUNT	2	KG-12	8,045	270	978		274	9
BREXTON CITY	PO BOX 59	BREXTON	36427	205-967-8400	ESCAMBIA	3	KG-12	1,499	90	184		69	3
BULLOCK COUNTY	PO BOX 221	UNION SPRINGS	36089	205-328-2860	BULLOCK	3	KG-12	2,023	92	224		93	4
BULLOCK COUNTY	101 BULLOCK CTR	GREENVILLE	36027	205-382-2665	BULLOCK	3	KG-12	4,478	147	504		233	6
CALHOUN COUNTY	PO BOX 2084	ANNISTON	36202	205-328-7841	CALHOUN	2	KG-12	10,837	428	1,238		488	15
CALHOUN HILL CITY	PO BOX 370	CANBON HILL	35549	205-924-4331	MAKER	2	KG-12	1,043	42	153		54	3
CHAMBERS COUNTY	BOX 4088	LAFFETTTE	36822	205-684-9243	CHAMBERS	3	KG-12	4,505	237	580		247	11
CHEROKEE COUNTY	130 EAST MAIN STREET	CEMENT	35960	205-927-2382	CHEMUNGEE	3	KG-12	3,695	182	786		198	7
CHILTON COUNTY	1705 LAW OAK ROAD	CLAYTON	35045	205-755-3190	CHILTON	3	KG-12	8,308	287	1,182		335	9
CHOCTAWHATCHEE COUNTY	PO BOX 839	BUTLER	36904	205-459-3031	CHOCTAW	3	KG-12	3,095	145	301		178	8
CLARKE COUNTY	BOX 938	GROVE HILL	36451	205-275-2255	CLARKE	3	KG-12	4,473	201	484		234	8
CLAY COUNTY	PO BOX 278	ASHLAND	36251	205-354-5414	CLAY	3	KG-12	2,682	125	259		149	8
CLAY COUNTY	408 VINCENY STREET	HEFLIN	36284	205-483-5824	CLAYBURN	3	KG-12	2,384	125	421		119	8
COFFEE COUNTY	400 REDDOCK HILL ROAD	ELBA	36323	205-684-5878	COFFEE	2	KG-12	1,771	83	787		104	4
COFFEE COUNTY	118 WEST 13TH STREET	MUSCUMBA	35674	205-388-6865	COFFEE	2	KG-12	3,914	184	494		202	11
COMBUCH COUNTY	PO BOX 548	EVENING	36401	205-578-1752	COMBUCH	3	KG-12	2,958	93	379		145	7
COOSA COUNTY	PO BOX 37	ROXBORO	35138	205-377-4913	COOSA	3	KG-12	1,858	82	280		89	5
COVINGTON COUNTY	BOX 480	ANDALUSIA	35420	205-222-7971	COVINGTON	3	KG-12	2,938	128	541		184	8
CRENSHAW COUNTY	PO BOX 72	LIVERMERE	35049	205-724-2233	CRENSHAW	3	KG-12	2,427	140	315		142	4
CRENSHAW COUNTY	PO BOX 887	CULLMAN	35095	205-724-2233	CULLMAN	3	KG-12	2,597	91	344		142	4
CULLMAN COUNTY	PO BOX 518	CULLMAN	35058	205-724-2933	CULLMAN	3	KG-12	9,195	410	1,095		451	19
DALY CITY	PO BOX 948	OZARK	36361	205-774-2355	DALY	2	KG-12	2,831	119	417		159	8
DALLAS COUNTY	223 NORTH DALLASVILLE AVENUE	DALLASVILLE	36322	205-688-2458	DALY	2	KG-12	1,558	52	195		81	3
DALLAS COUNTY	PO BOX 1056	SELMA	36702	205-875-3440	DALLAS	2	KG-12	5,071	234	608		280	13
DALLAS COUNTY	302 8TH AVENUE NE	DECATUR	35601	205-552-3000	MORGAN	3	KG-12	8,590	379	1,106		515	18
DENALEB COUNTY	BOX 777	FRONT PAYNE	35987	205-845-6575	DE KALB	3	KG-12	7,292	291	957		387	13
DEMOPOULS CITY	PO BOX 759	DEMOPOULS	38732	205-289-1870	WANCEHO	3	KG-12	2,229	79	218		113	3
DETOHMAN CITY	500 BUSY STREET	DETOHMAN	38301	205-793-1297	HOUSTON	1	KG-12	10,044	408	1,193		515	17
ELBA CITY	LARKIN ROAD	ELBA	36323	205-697-2801	COFFEE	3	KG-12	1,151	60	180		64	2
ELMORE COUNTY	PO BOX 617	NETUMPHA	36092	205-567-2992	ELMORE	2	KG-12	7,992	328	1,248		393	10
ENTERPRISE CITY	502 EAST MATTS STREET	ENTERPRISE	36330	205-347-9531	COFFEE	3	KG-12	9,398	273	479		282	10
ESCAMBIA COUNTY	PO BOX 207	BREXTON	36427	205-967-8251	ESCAMBIA	3	KG-12	5,159	309	818		254	11
ETOWAH COUNTY	109 COURTHOUSE BOO FOREST	GADSDEN	35901	205-549-5348	ETOWAH	2	KG-12	8,761	401	1,883		437	19
ETOWAH CITY	PO BOX 110	FAIRFIELD	35064	205-780-8137	JEFFERSON	2	KG-12	2,270	103	274		122	5
ETOWAH CITY	PO BOX 110	FAIRFIELD	35064	205-780-8137	JEFFERSON	2	KG-12	2,270	103	274		122	5
ETOWAH CITY	420 SANDERS AVENUE	EUFULA	36027	205-687-1100	BARBOUR	3	KG-12	2,997	106	393		187	5
ETOWAH CITY	PO BOX 599	FALETTE	35555	205-922-4611	FALETTE	3	KG-12	2,963	87	385		152	8

TOTAL 1990-91

GRAB STUDENT 240,828  
SPAN MEMBERSHIP GRADES 187

NAME OF AGENCY REGULAR SCHOOL DISTRICTS	MAILING ADDRESS			TELEPHONE NUMBER	NAME OF COUNTY	METRO STATUS	GRAD SPAN	TOTAL 1990-91		SPEC ED IEP	TEACHERS	SCHOOLS
	STREET OR P. O. BOX	CITY	ZIP					STUDENT MEMBERSHIP	REG HS GRADS			
FLORALA CITY	PO BOX 388	FLORALA	38442	205-858-3842	COVINGTON	3	KG-08	185	---	31	14	1
FLORENCE CITY	541 RIVERVIEW DRIVE	FLORENCE	35830	205-768-3234	LAUDERDALE	1	KG-12	5,301	185	755	299	8
FORT PAYNE CITY	PO BOX 1028	FORT PAYNE	35887	205-845-0815	DE KALB	3	KG-12	2,819	74	374	124	4
FRANKLIN COUNTY	PO BOX 610	RUSSELLVILLE	35853	205-332-1360	FRANKLIN	3	KG-12	3,069	174	519	179	6
GADSDEN CITY	PO BOX 184	GADSDEN	35999	205-847-3512	ETOWAH	1	KG-12	8,111	252	1,046	372	15
GENEVA CITY	505 NORTH CHEROKEE STREET	GENEVA	38340	205-684-3256	GENEVA	3	KG-12	1,420	73	207	80	3
GENEVA COUNTY	PO BOX 250	GENEVA	38340	205-684-3888	GENEVA	3	KG-12	2,857	181	382	152	12
GREENE COUNTY	PO BOX 589	EUFAY	35482	205-372-3161	GREENE	3	KG-12	2,373	67	219	142	5
GUNTERSVILLE CITY	PO BOX 129	GUNTERSVILLE	35976	205-582-3159	MARSHALL	3	KG-12	1,721	123	190	98	4
HALE COUNTY	PO BOX 360	GREENSBORO	36744	205-824-8836	HALE	3	KG-12	3,670	129	531	196	7
HALEYVILLE CITY	2000 EAST 20TH STREET	HALEYVILLE	35565	205-488-9231	WINSTON	3	KG-12	1,654	61	216	94	2
HARTSELLE CITY	101 WEST COLLEGE STREET	HARTSELLE	35640	205-773-5419	MORGAN	3	KG-12	2,954	130	304	155	4
HENRY COUNTY	PO BOX 635	ABBEVILLE	38310	205-585-2208	HENRY	1	KG-12	2,872	121	402	169	8
HOMEROOD CITY	PO BOX 59368	HOMEROOD	35259	205-870-4203	JEFFERSON	2	KG-12	3,034	51	369	188	5
HOOVER CITY	1855 DATA DRIVE SUITE 250	HOOVER	35244	205-985-2425	JEFFERSON	2	KG-12	6,328	151	718	416	7
HOUSTON COUNTY	PO DRAWER 1888	BOTHAM	38302	205-792-8331	HOUSTON	2	KG-12	5,372	210	920	305	8
HUNTSVILLE CITY	PO BOX 1258	HUNTSVILLE	35807	205-532-4640	MADISON	1	KG-12	24,558	868	3,023	1,412	42
JACKSON COUNTY	COURTHOUSE-SUITE 20	SCOTTSBORO	35768	205-574-9200	JACKSON	3	KG-12	6,524	309	628	316	17
JACKSONVILLE CITY	PO BOX 248	JACKSONVILLE	36265	206-435-2196	CALHOUN	2	KG-12	1,599	80	196	81	2
JASPER CITY	PO BOX 900	JASPER	35501	205-384-8021	HALKER	2	KG-12	2,836	156	315	155	8
JEFFERSON COUNTY	A-400 COURTHOUSE	BIRMINGHAM	35263	205-325-5207	JEFFERSON	2	KG-12	41,043	1,607	6,183	2,234	59
LAMAR COUNTY	PO BOX 489	VERNON	35592	205-695-7815	LAMAR	3	KG-12	3,167	130	409	160	3
LANETT CITY	PO BOX 329	LANETT	36863	205-644-1308	CHAMBERS	3	KG-12	1,695	75	169	93	4
LAUDERDALE COUNTY	PO BOX 278	FLORENCE	35631	205-760-1300	LAUDERDALE	2	KG-12	8,028	378	971	437	13
LAWRENCE COUNTY	14131 MARKET STREET	MOULTON	35650	205-974-1121	LAWRENCE	3	KG-12	6,171	256	716	298	13
LEE COUNTY	BOX 120	OPELIKA	36803	205-745-8770	LEE	3	KG-12	5,708	304	840	297	7
LIMESTONE COUNTY	300 SOUTH JEFFERSON STREET	ATHENS	35611	205-232-5353	LIMESTONE	2	KG-12	6,982	325	658	359	10
LINDEN CITY	PO BOX 48068	LINDEN	36748	205-295-8802	HARENGO	3	KG-12	776	29	146	46	3
LOWNDES COUNTY	PO BOX 755	HAYNEVILLE	36040	205-548-2131	LOWNDES	3	KG-12	2,900	155	605	164	8
MACON COUNTY	PO BOX 90	TUSKEGEE	36083	205-727-1800	MACON	3	KG-12	4,122	219	307	219	7
MADISON COUNTY	PO BOX 226	HUNTSVILLE	35804	205-532-3522	MADISON	2	KG-12	14,638	459	1,937	683	18
HARENGO COUNTY	PO BOX 48039	LINDEN	36748	205-295-4123	HARENGO	3	KG-12	2,000	97	213	129	4
MARION COUNTY	PO BOX 189	HAMILTON	35570	205-921-3192	MARION	3	KG-12	4,080	209	501	232	11
MARSHALL COUNTY	12380 US HIGHWAY 431 SOUTH	GUNTERSVILLE	35976	205-582-3171	MARSHALL	3	KG-12	6,139	184	760	315	12
MIDFIELD CITY	PO DRAWER 7889	MIDFIELD	35228	205-923-2262	JEFFERSON	2	KG-12	1,824	96	371	93	3
MOBILE COUNTY	PO BOX 1327	MOBILE	36633	205-690-8250	MOBILE	1	KG-12	67,523	2,633	8,573	3,371	88
MONROE COUNTY	BOX 967	MONROEVILLE	36461	205-575-2168	MONROE	3	KG-12	5,304	249	448	291	11
MONTGOMERY COUNTY	PO BOX 1991	MONTGOMERY	36102	205-269-3031	MONTGOMERY	1	KG-12	35,318	1,300	4,094	1,964	55
MORGAN COUNTY	1325 POINT MALLARD PKWY SE	BECAHUR	35601	205-353-6442	MORGAN	3	KG-12	7,178	381	1,490	402	13
MOUNTAIN BROOK CITY	PO BOX 130040	MOUNTAIN BROOK	35213	205-871-4608	JEFFERSON	2	KG-12	3,398	55	396	244	6
MUSCLE SHOALS CITY	PO BOX 2730	MUSCLE SHOALS	35662	205-389-2600	COLBERT	2	KG-12	2,052	85	183	110	5
ONEONTA CITY	ROUTE 1 BOX 14	ONEONTA	35121	205-625-4106	BLOUNT	2	KG-12	1,105	22	108	59	1
OPELIKA CITY	PO BOX 2469	OPELIKA	36803	205-745-9700	LEE	3	KG-12	4,616	218	672	249	8
OPP CITY	PO BOX 428	OPP	36467	205-493-3173	COVINGTON	3	KG-12	1,640	88	280	100	3
OXFORD CITY	310 SECOND STREET E	OXFORD	38203	205-831-0272	CALHOUN	2	KG-12	2,754	129	251	141	3
OZARK CITY	PO BOX 786	OZARK	36361	205-774-5197	DALE	2	KG-12	3,581	211	531	201	6
PELL CITY CITY	25-12TH STREET S	PELL CITY	35125	205-884-4440	ST. CLAIR	2	KG-12	3,333	114	416	157	5
PERRY COUNTY	PO BOX 900	MARION	36756	205-683-6528	PERRY	3	KG-12	2,518	115	396	139	5
PHENIX CITY CITY	PO BOX 480	PHENIX CITY	36867	205-298-0634	RUSSELL	2	KG-12	4,800	180	508	238	8
PICKENS COUNTY	PO BOX 32	CARROLLTON	35447	205-387-2080	PICKENS	3	KG-12	4,063	167	501	216	9

UNIVERSE OF PUBLIC ELEMENTARY AND SECONDARY EDUCATION AGENCIES - FALL 1991

NAME OF AGENCY  
REGULAR SCHOOL DISTRICTS

MAILING ADDRESS

STREET OR P. O. BOX CITY ZIP TELEPHONE NUMBER NAME OF COUNTY METRO STATUS

NAME OF AGENCY	REGULAR SCHOOL DISTRICTS	MAILING ADDRESS	CITY	ZIP	TELEPHONE NUMBER	NAME OF COUNTY	METRO STATUS	GRAD SPAN	TOTAL STUDENT MEMBERSHIP	REG HS SPEC ED TEACHERS	SCHOOLS
PIEDMONT CITY		PO BOX 272	PIEDMONT	38272	205-647-8831	CALHOUN	2	KG-12	1,238	51	188
PIKE COUNTY		109 EAST CHURCH STREET	TROY	38081	205-588-1850	PIKE	3	KG-12	2,680	88	530
RAMDOLPH COUNTY		PO BOX 286	REDFREE	38278	205-357-4811	RAMDOLPH	3	KG-12	2,408	85	291
RAMDOLPH COUNTY		PO BOX 312	RAMDOLPH	38274	205-883-2628	RAMDOLPH	3	KG-12	1,531	87	170
RUSSELL COUNTY		PO BOX 400	PHENIX CITY	38688	205-298-8791	RUSSELL	2	KG-12	3,733	146	390
RUSSELLVILLE CITY		PO BOX 880	RUSSELLVILLE	35853	205-322-8640	FRANKLIN	3	KG-12	2,215	101	217
SAINT CLAIR COUNTY		PO BOX 248	ASHVILLE	35953	205-598-9893	ST. CLAIR	2	KG-12	5,908	228	789
SCOTTSDORO CITY		906 SOUTH SCOTT STREET	SCOTTSDORO	35788	205-258-4185	JACKSON	3	KG-12	2,984	147	391
SELMA CITY		PO BOX 9	SELMA	38702	205-874-1800	BALLAS	3	KG-12	5,293	181	743
SHEFFIELD CITY		300 WEST 6TH STREET	SHEFFIELD	35880	205-383-0400	COLBERT	2	KG-12	1,593	47	258
SHELBY COUNTY		410 EAST COLLEGE STREET	COLUMBIANA	35051	205-868-3800	SHELBY	2	KG-12	18,352	558	2,200
SUMNER COUNTY		PO BOX 10	LIVINGSTON	35470	205-852-9805	SUMNER	3	KG-12	2,900	138	542
SYLVESTER COUNTY		PO BOX 1127	SYLVESTER	35458	205-248-5144	TALAMONA	3	KG-12	2,812	98	281
TALLADEGA COUNTY		PO BOX 11	TALLADEGA	35444	205-586-3741	PIKE	3	KG-12	2,292	117	283
TALLAPOOSA COUNTY		COURTHOUSE	DAREVILLE	38853	205-825-1020	TALLAPOOSA	3	KG-12	3,252	138	418
TALLASSEE CITY		207 KING STREET	TALLASSEE	38078	205-283-8884	ELMORE	2	KG-12	1,700	72	138
TARRANT CITY		1318 ALABAMA STREET	TARRANT	35217	205-649-3700	JEFFERSON	2	KG-12	1,585	69	258
THOMASVILLE CITY		PO BOX 458	THOMASVILLE	38784	205-638-9955	CLARE	3	KG-12	1,648	67	171
TROY CITY		PO BOX 529	TROY	38081	205-588-3741	PIKE	3	KG-12	2,292	117	283
TUSCALOOSA COUNTY		1100 21ST STREET E	TUSCALOOSA	35405	205-759-3510	TUSCALOOSA	1	KG-12	10,448	398	1,870
TUSCALOOSA COUNTY		PO BRAMER 2588	TUSCALOOSA	35403	205-759-0411	TUSCALOOSA	2	KG-12	14,828	618	2,722
TUSCUMBIA CITY		PO BOX 149	TUSCUMBIA	35674	205-388-2900	COLBERT	2	KG-12	1,488	84	218
VESTAVIA HILLS CITY		PO BOX 20828	BIRMINGHAM	35218	205-823-0795	JEFFERSON	2	KG-12	3,898	194	478
WALKER COUNTY		PO BOX 311	JASPER	35502	205-387-0555	WALKER	2	KG-12	8,391	318	1,223
WASHINGTON COUNTY		PO BOX 1359	CHATON	38518	205-847-2401	WASHINGTON	3	KG-12	3,807	179	404
WILCOX COUNTY		PO BOX 180	CAMDEN	38728	205-887-4718	WILCOX	3	KG-12	2,841	93	434
WINFIELD CITY		PO BOX 70	WINFIELD	35594	205-687-4255	MARTIN	3	KG-12	1,292	61	151
WINSTON COUNTY		PO BOX 9	DOUBLE SPRINGS	35553	205-689-8018	WINSTON	3	KG-12	2,677	145	391

STATE-OPERATED AGENCIES

ALABAMA YOUTH SERVICES

PO BOX 88	MOUNT MEIGS	38087	205-272-9100	MONTGOMERY	2	OG-12	485	0	0	49	2
-----------	-------------	-------	--------------	------------	---	-------	-----	---	---	----	---

FEDERALLY-OPERATED AGENCIES

FORT MCCLELLAN  
FORT RUCKER  
MAXWELL AIR BASE

PO BOX 538	FORT MCCLELLAN	38205		CALHOUN	2	OG-00	---	---	0	0	0
	FORT RUCKER	38362		DALE	2	OG-00	---	---	0	0	0
	MAXWELL AIR BASE	38112		MONTGOMERY	1	OG-00	---	---	0	0	0

## VIII.N. Education: K-12

### SOURCES FOR VIII.N.26.a and VIII.N.26.b

**Anniston City System** - On July 19, 1994 talked to Ms. Sue Moore - Senior Guidance Counselor of Anniston City School System (231-5010). In Accordance with Ms Moore, of the 1993-94 Seniros - 98% graduated and 63% planned on going on to either 2 or 4 year college.

**JACKSONVILLE CITY SYSTEM** - On July 29, 1994 talked to Mrs. Treadaway - Senior Guidance Counselor of Jacksonville City School System (782-5009). In Accordance with Ms Treadaway, of the 1993-94 Seniros - 99% graduated and 85% planned on going on to either 2 or 4 year college.

**OXFORD CITY SYSTEM** - On July 18, 1994, talked to Ms. Paula Sharpe, Senior Guidance Councilor of Oxford City System. In Accordance with Ms. Sharpe, of the 1993-94 Seniros - 90% graduated and 72% planned on going on to either 2 or 4 year college.

**PIEDMONT CITY SYSTEM** - On July 19, 1994, talked to Charles Needham - Federal Program Coordinator of Piedmont City School System (447-8831). In Accordance with Mr. Needham, of the 1993-94 Seniros - 95% graduated and 40% planned on going on to either 2 or 4 year college.

**CALHOUN COUNTY SYSTEM** - On August 8, 1994, talked to Dr. Pat Irwin - Attendance Supervisor & Director of Guidance of Calhoun Count School System (236-7641). In Accordance with Dr. Irwin, of the 1993-94 Seniros - 89.5% graduated and 47% planned on going on to either 2 or 4 year college.

VIII. O. 27, 28

0-21  
0-28

AMERICAN  
BUSINESS  
CLIMATE  
& ECONOMIC  
PROFILES

*A Concise Compilation of  
Facts, Rankings, Incentives,  
and Resource Listings, for all  
319 Metropolitan Statistical  
Areas (MSAs) and the 50 States*

**Priscilla Cheng Geahigan, Editor**

Ferwick Library  
George Mason University  
Fairfax, Virginia

**Physicians, Rate Per 1,000 People—Metropolitan Areas** (Continued)

Ranking of metropolitan areas by the number of patient care physicians per 1,000 people. (a)

Metropolitan area	Total patient care physicians	Patient care physicians per 1,000 people	Rank
LONGVIEW-MARSHALL, TX (MSA)	210	1.29	267
FORT WALTON BEACH, FL (MSA)	184	1.28	268
VINELAND-MILLVILLE-BRIDGETON, NJ (PMSA)	177	1.28	268
YAKIMA, WA (MSA)	242	1.28	268
DAVENPORT-ROCK ISLAND-MOLINE, IA-IL (MSA)	446	1.27	271
YORK, PA (MSA)	530	1.27	271
BAKERSFIELD, CA (MSA)	681	1.25	273
BURLINGTON, NC (MSA)	135	1.25	273
LAS CRUCES, NM (MSA)	170	1.25	273
RICHLAND-KENNEWICK-PASCO, WA (MSA)	188	1.25	273
OCALA, FL (MSA)	241	1.24	277
SAINT CLOUD, MN (MSA)	237	1.24	277
LIMA, OH (MSA)	190	1.23	279
ODESSA, TX (MSA)	146	1.23	279
BENTON HARBOR, MI (MSA)	195	1.21	281
SHARON, PA (MSA)	146	1.21	281
BATTLE CREEK, MI (MSA)	161	1.18	283
MIDLAND, TX (MSA)	126	1.18	283
SHEBOYGAN, WI (MSA)	123	1.18	285
LAWTON, OK (MSA)	130	1.17	286
PARKERSBURG-MARIETTA, WV-OH (MSA)	174	1.17	286
MANSFIELD, OH (MSA)	145	1.15	288
JAMESTOWN-DUNKIRK, NY (MSA)	160	1.13	289
PROVO-OREM, UT (MSA)	299	1.13	290
DANVILLE, VA (MSA)	121	1.11	291
NEW BEDFORD-FALL RIVER-ATTLEBORO, MA (NECMA)	556	1.10	292
VANCOUVER, WA (PMSA)	263	1.10	292
ANNISTON, AL (MSA)	127	1.09	294
KOKOMO, IN (MSA)	106	1.09	294
LORAIN-ELYRIA, OH (PMSA)	296	1.09	294
MERCED, CA (MSA)	192	1.08	297
VISALIA-TULARE-PORTERVILLE, CA (MSA)	334	1.07	298
FAYETTEVILLE, NC (MSA)	294	1.07	298
NIAGARA FALLS, NY (PMSA)	236	1.07	298
MUSKEGON, MI (MSA)	167	1.05	301
HAMILTON-MIDDLETOWN, OH (PMSA)	307	1.05	301
CLARKSVILLE-HOPKINSVILLE, TN-KY (MSA)	178	1.05	301
KENOSHA, WI (PMSA)	135	1.05	301
ANDERSON, IN (MSA)	136	1.04	305
JOPLIN, MO (MSA)	138	1.02	306
ELKHART-GOSHEN, IN (MSA)	158	1.01	307
STEBENVILLE-WEIRTON, OH-WV (MSA)	142	1.00	308
BEAVER COUNTY, PA (PMSA)	185	0.99	309
BROWNSVILLE-HARLINGEN, TX (MSA)	255	0.98	310
HOUMA-THIBODAUX, LA (MSA)	175	0.96	311

(continued)

**Hospital Beds per 1,000 People—Metropolitan Areas** (Continued)

Ranking of metropolitan areas by the number of hospital beds per 1,000 people.

Metropolitan area	Total number of hospital beds	Hospital beds per 1,000 people	Rank
PHILADELPHIA, PA-NJ (PMSA)	20,392	4.20	128
✓ ANNISTON, AL (MSA)	486	4.19	129
FARGO-MOORHEAD, ND-MN (MSA)	643	4.19	129
BILOXI-GULFPORT, MS (MSA)	824	4.18	131
BURLINGTON, VT (NECMA)	573	4.18	131
BATTLE CREEK, MI (MSA)	566	4.16	133
PORTLAND, ME (NECMA)	1,009	4.15	133
MUSKEGON, MI (MSA)	660	4.15	133
ASHEVILLE, NC (MSA)	725	4.15	133
TULSA, OK (MSA)	2,943	4.15	133
MUNCIE, IN (MSA)	494	4.13	138
ALLENTOWN-BETHLEHEM-EASTON, PA-NJ (MSA)	2,838	4.13	138
TOPEKA, KS (MSA)	661	4.11	140
TAMPA-SAINT PETERSBURG-CLEARWATER, FL (MSA)	8,467	4.09	141
ROCHESTER, NY (MSA)	4,083	4.07	142
CINCINNATI, OH-KY-IN (PMSA)	5,910	4.07	142
NIAGARA FALLS, NY (PMSA)	893	4.05	144
SHEBOYGAN, WI (MSA)	421	4.05	144
DECATUR, AL (MSA)	532	4.04	146
BRADENTON, FL (MSA)	855	4.04	146
BOSTON-LAWRENCE-SALEM-LOWELL-BROCKTON, MA (NECMA)	15,119	4.00	148
SAINT LOUIS, MO-IL (MSA)	9,772	4.00	148
✓ HARRISBURG-LEBANON-CARLISLE, PA (MSA)	2,354	4.00	148
ALBANY-SCHENECTADY-TROY, NY (MSA)	3,486	3.99	151
HOUSTON, TX (PMSA)	13,183	3.99	151
HUNTSVILLE, AL (MSA)	933	3.91	153
CHICAGO, IL (PMSA)	23,763	3.91	153
CANTON, OH (MSA)	1,537	3.90	155
ABILENE, TX (MSA)	467	3.90	155
RENO, NV (MSA)	990	3.89	157
VINELAND-MILLVILLE-BRIDGETON, NJ (PMSA)	534	3.87	158
CHARLESTON, SC (MSA)	1,956	3.86	159
JACKSON, MI (MSA)	573	3.83	160
ATLANTIC CITY, NJ (MSA)	1,221	3.82	161
AKRON, OH (PMSA)	2,511	3.82	161
FORT WAYNE, IN (MSA)	1,380	3.79	163
PANAMA CITY, FL (MSA)	478	3.76	164
MADISON, WI (MSA)	1,382	3.76	164
SOUTH BEND - MISHAWAKA, IN (MSA)	927	3.75	166
RAPID CITY, SD (MSA)	305	3.75	166
BATON ROUGE, LA (MSA)	1,974	3.74	168

(continued)



VIII.O.29 Distance to Nearest Hospital

Source:

a & b. Distance and time measured by actual driving to sights.

Jim Birkson

20 July 94

VIII.P. 30, 31

Release Date  
Sunday  
August 11, 1991

# Uniform Crime Reports

1990

DO NOT CIRCULATE




# Crime in the United States





U.S. Department of Justice  
Federal Bureau of Investigation

FENWICK LIBRARY - CMU  
32777 006971746



# UNIFORM CRIME REPORTS

August 30, 1992

Table 6.—Index of Crime, Metropolitan Statistical Areas, 1991—Continued

Metropolitan Statistical Area	Population	Crime Index total	Modified Crime Index total <sup>1</sup>	Violent crime <sup>2</sup>	Property crime <sup>3</sup>	Murder and non-negligent manslaughter	Forcible rape	Robbery	Aggravated assault	Burglary	Larceny-theft	Motor vehicle theft	Arson
<b>Anderson, Ia. M.S.A.</b> .....	132,218												
(Includes Madison County.)													
City of Anderson .....	60,165	3,828		374	3,454	3	41	111	219	641	2,684	129	
Total area actually reporting .....	100.0%	5,625		502	5,123	8	45	118	331	1,083	3,830	210	
Rate per 100,000 inhabitants .....		4,254.3		379.7	3,874.7	6.1	34.0	89.2	250.3	819.1	2,896.7	158.8	
<b>Anderson, S.C. M.S.A.</b> .....	148,329												
(Includes Anderson County.)													
City of Anderson .....	26,734	2,229		415	1,814	3	25	57	330	624	1,039	151	
Total area actually reporting .....	100.0%	7,530		1,130	6,400	10	56	135	929	2,150	3,750	500	
Rate per 100,000 inhabitants .....		5,076.6		761.8	4,314.7	6.7	37.8	91.0	626.3	1,449.5	2,528.2	337.1	
<b>Ann Arbor, Mi. M.S.A.</b> .....	281,996												
(Includes Washtenaw County.)													
City of Ann Arbor .....	110,449	6,991		613	6,378	2	50	148	413	1,251	4,725	402	
Total area actually reporting .....	100.0%	19,143		1,957	17,186	10	254	389	1,304	3,159	12,835	1,192	
Rate per 100,000 inhabitants .....		6,788.4		694.0	6,094.4	3.5	90.1	137.9	462.4	1,120.2	4,551.5	422.7	
<b>Annisson, Al. M.S.A.</b> .....	117,421												
(Includes Calhoun County.)													
City of Anniston .....	26,941	3,043		523	2,520	5	21	96	401	859	1,545	116	
Total area actually reporting .....	100.0%	4,901		854	4,047	8	37	126	683	1,303	2,556	188	
Rate per 100,000 inhabitants .....		4,173.9		727.3	3,446.6	6.8	31.5	107.3	581.7	1,109.7	2,176.8	160.1	
<b>Appleton-Oshkosh-Neenah, Wi. M.S.A.</b> .....	317,253												
(Includes Calumet, Outagamie and Winnebago Counties.)													
City of:													
Appleton .....	66,543	2,857		25	2,832			4	20	488	2,291	53	
Oshkosh .....	55,717	3,400		98	3,302		11	15	72	387	2,828	87	
Neenah .....	23,519	961		60	901		4	2	54	137	735	29	
Total area actually reporting .....	100.0%	11,853		347	11,506		6	35	40	266	1,761	9,442	303
Rate per 100,000 inhabitants .....		3,736.1		109.4	3,626.8		1.9	11.0	12.6	83.8	555.1	2,976.2	95.5
<b>Asheville, N.C. M.S.A.</b> .....	177,676												
(Includes Buncombe County.)													
City of Asheville .....	62,614	6,642		517	6,125	13	38	213	253	1,756	3,976	393	
Total area actually reporting .....	99.2%	9,512		681	8,831	18	56	233	374	2,869	5,349	613	
Estimated total .....	100.0%	9,629		694	8,935	18	57	237	382	2,897	5,420	618	
Rate per 100,000 inhabitants .....		5,419.4		390.6	5,028.8	10.1	32.1	133.4	215.0	1,630.5	3,050.5	347.8	
<b>Athens, Clarke County, Ga. M.S.A.</b> .....	199,745												
(Includes Clarke, Jackson, Madison and Oconee Counties.)													
City of Athens—Clarke County .....	88,655	8,352		683	7,669	9	54	266	354	2,209	4,808	652	
Total area actually reporting .....	100.0%	10,779		824	9,955	16	60	286	462	2,897	6,281	777	
Rate per 100,000 inhabitants .....		6,747.6		515.8	6,231.8	10.0	37.6	179.0	289.2	1,813.5	3,931.9	486.4	
<b>Atlanta, Ga. M.S.A.</b> .....	2,897,359												
(Includes Barrow, Butts, Cherokee, Clayton, Cobb, Cowetta, De Kalb, Douglas, Fayette, Forsyth, Fulton, Gwinnett, Henry, Newton, Paulding, Rockdale, Spalding and Walton Counties.)													
City of Atlanta .....	403,085	76,398		16,289	60,109	205	638	6,479	8,967	13,861	35,237	11,011	
Total area actually reporting .....	98.3%	237,771		28,376	209,395	374	1,557	12,000	14,445	49,124	132,318	27,953	
Estimated total .....	100.0%	240,974		28,623	212,351	377	1,574	12,104	14,568	49,858	134,230	28,263	
Rate per 100,000 inhabitants .....		8,317.0		987.9	7,329.1	13.0	54.3	417.8	502.8	1,720.8	4,632.8	975.5	
<b>Atlantic City, N.J. M.S.A.</b> .....	320,632												
(Includes Atlantic and Cape May Counties.)													
City of Atlantic City .....	38,132	14,453		1,406	13,047	15	82	636	673	1,737	10,754	556	
Total area actually reporting .....	100.0%	32,840		2,819	30,021	29	220	978	1,592	5,728	22,891	1,402	
Rate per 100,000 inhabitants .....		10,242.3		879.2	9,363.1	9.0	68.6	305.0	496.5	1,786.5	7,139.3	437.3	
<b>Augusta, Ga.-S.C. M.S.A.</b> .....	405,509												
(Includes Columbia, McDuffie and Richmond Counties, Ga. and Aiken County, S.C.)													
City of Augusta, Ga. .....	45,636	5,569		579	4,990	19	43	385	132	1,842	2,615	533	
Total area actually reporting .....	100.0%	28,459		3,854	25,405	73	168	1,086	1,727	8,895	14,105	2,405	
Rate per 100,000 inhabitants .....		7,018.1		753.1	6,265.0	18.0	41.4	267.8	425.9	2,193.5	3,478.3	593.1	

See footnotes at end of table.

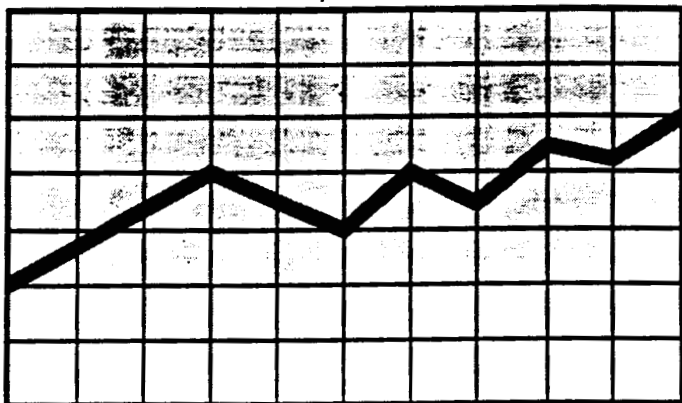
P-30 31

U.S. Department of Justice  
Federal Bureau of Investigation

5.14/7:992



Release Date  
Sunday  
October 3, 1993



# CRIME IN THE UNITED STATES 1992

## Uniform Crime Reports



Index of Crime, Metropolitan Statistical Areas, 1992

Metropolitan Statistical Area	Population	Crime index total	Modified Crime index total <sup>1</sup>	Violent crime <sup>2</sup>	Property crime <sup>3</sup>	Murder and non-negligent manslaughter	Forcible rape	Robbery	Aggravated assault	Burglary	Larceny-theft	Motor vehicle theft	Arson <sup>4</sup>
<b>Abilene, Tx. M.S.A.</b> .....	124,367												
(Includes Taylor County.)													
City of Abilene .....	110,856	5,410		859	4,551	4	89	136	630	1,439	2,946	166	
Total area actually reporting .....	100.0%	5,709		879	4,830	6	89	136	648	1,519	3,131	180	
Estimated total .....													
Rate per 100,000 inhabitants .....		4,590.4		706.8	3,883.7	4.8	71.6	109.4	521.0	1,221.4	2,517.5	144.7	
<b>Akron, Oh. M.S.A.</b> .....	662,347												
(Includes Portage and Summit Counties.)													
City of Akron .....	226,490	17,237		2,645	14,592	24	204	966	1,451	3,353	9,069	2,170	
Total area actually reporting .....	79.6%	28,632		3,444	25,188	27	280	1,171	1,966	5,056	17,378	2,754	
Estimated total .....	100.0%	32,620		3,726	28,894	30	321	1,252	2,123	5,870	19,984	3,040	
Rate per 100,000 inhabitants .....		4,924.9		562.5	4,362.4	4.5	48.5	189.0	320.5	886.2	3,017.1	459.0	
<b>Albany, Ga. M.S.A.</b> .....	117,295												
(Includes Dougherty and Lee Counties.)													
City of Albany .....	81,411	9,788		1,160	8,628	20	88	489	563	3,249	4,964	415	
Total area actually reporting .....	99.3%	10,671		1,217	9,454	21	93	503	600	3,581	5,427	446	
Estimated total .....	100.0%	10,743		1,222	9,521	21	93	505	603	3,595	5,474	452	
Rate per 100,000 inhabitants .....		9,159.0		1,041.8	8,117.1	17.9	79.3	430.5	514.1	3,064.9	4,666.9	385.4	
<b>Albuquerque, N.M. M.S.A.</b> .....	614,855												
(Includes Bernalillo, Sandoval, and Valencia Counties.)													
City of Albuquerque .....	401,529	38,014		6,168	31,846	42	294	1,460	4,372	8,705	20,236	2,905	
Total area actually reporting .....	81.0%	42,514		6,780	35,734	48	322	1,485	4,925	9,732	22,899	3,103	
Estimated total .....	100.0%	46,460		7,356	39,104	54	364	1,528	5,410	11,050	24,727	3,327	
Rate per 100,000 inhabitants .....		7,556.3		1,196.4	6,359.9	8.8	59.2	248.5	879.9	1,797.2	4,021.6	541.1	
<b>Alexandria, La. M.S.A.</b> .....	133,640												
(Includes Rapides Parish.)													
City of Alexandria .....	49,968	6,345		1,740	4,605	12	53	106	1,569	1,004	3,342	259	
Total area actually reporting .....	99.4%	9,093		2,156	6,937	13	68	126	1,949	1,816	4,785	336	
Estimated total .....	100.0%	9,148		2,163	6,985	13	68	127	1,955	1,825	4,819	341	
Rate per 100,000 inhabitants .....		6,845.3		1,618.5	5,226.7	9.7	50.9	95.0	1,462.9	1,365.6	3,606.0	255.2	
<b>Altoona, Pa. M.S.A.</b> .....	131,927												
(Includes Blair County.)													
City of Altoona .....	52,436	1,372		135	1,237		25	35	75	404	754	79	
Total area actually reporting .....	98.9%	2,778		200	2,578		45	41	114	714	1,712	152	
Estimated total .....	100.0%	2,819		204	2,615		45	42	117	720	1,739	156	
Rate per 100,000 inhabitants .....		2,136.8		154.6	1,982.2		34.1	31.8	88.7	545.8	1,318.2	118.2	
<b>Amarillo, Tx. M.S.A.</b> .....	194,935												
(Includes Potter and Randall Counties.)													
City of Amarillo .....	163,826	13,745		1,134	12,611	17	103	278	736	2,722	9,297	592	
Total area actually reporting .....	100.0%	14,673		1,216	13,457	17	109	282	808	2,986	9,832	639	
Estimated total .....		7,527.1		623.8	6,903.3	8.7	55.9	144.7	414.5	1,531.8	5,043.7	327.8	
Rate per 100,000 inhabitants .....													
<b>Anchorage, Ak. M.S.A.</b> .....	241,565												
(Includes Anchorage Borough.)													
City of Anchorage .....	241,565	17,045		1,971	15,074	17	253	484	1,217	2,650	10,813	1,611	
Total area actually reporting .....	100.0%	17,045		1,971	15,074	17	253	484	1,217	2,650	10,813	1,611	
Estimated total .....		7,056.1		815.9	6,240.1	7.0	104.7	200.4	503.8	1,097.0	4,476.2	666.9	
Rate per 100,000 inhabitants .....													
<b>Ann Arbor, MI. M.S.A.</b> .....	494,333												
(Includes Lenawee, Livingston and Washtenaw Counties.)													
City of Ann Arbor .....	111,263	6,301		596	5,705	1	50	161	384	1,164	4,256	285	
Total area actually reporting .....	98.9%	22,994		2,181	20,813	11	323	438	1,409	4,178	15,474	1,161	
Estimated total .....	100.0%	23,288		2,209	21,079	11	326	444	1,428	4,222	15,669	1,188	
Rate per 100,000 inhabitants .....		4,711.0		446.9	4,264.1	2.2	65.9	89.8	288.9	854.1	3,169.7	240.3	
<b>Annisson, AL. M.S.A.</b> .....	118,767												
(Includes Calhoun County.)													
City of Anniston .....	27,250	4,153		822	3,331	11	35	159	617	1,141	2,018	172	
Total area actually reporting .....	95.4%	6,463		1,230	5,233	13	61	195	961	1,664	3,318	251	
Estimated total .....	100.0%	6,808		1,275	5,533	14	63	204	994	1,735	3,526	272	
Rate per 100,000 inhabitants .....		5,732.2		1,073.5	4,658.7	11.8	53.0	171.8	836.9	1,460.8	2,968.8	229.0	

See footnotes at end of table.

SALARY TABLE NO. 94-RUS

INCORPORATING THE 3.09% LOCALITY PAY ADJUSTMENT  
FOR THE LOCALITY PAY AREA OF WEST OF U.S.

Effective January 1994

ANNUAL Rates by Grade and Step

	1	2	3	4	5	6	7	8	9	10
GS-1	\$12,271	\$12,680	\$13,087	\$13,494	\$13,904	\$14,144	\$14,545	\$14,951	\$14,970	\$15,351
2	13,796	14,124	14,582	14,970	15,137	15,582	16,027	16,473	16,918	17,363
3	15,054	15,556	16,058	16,560	17,062	17,564	18,067	18,569	19,071	19,573
4	16,900	17,462	18,025	18,588	19,151	19,714	20,277	20,840	21,403	21,965
5	18,907	19,537	20,166	20,796	21,426	22,056	22,686	23,316	23,946	24,576
6	21,075	21,777	22,479	23,181	23,883	24,585	25,287	25,989	26,691	27,393
7	23,419	24,199	24,980	25,760	26,541	27,321	28,101	28,882	29,662	30,442
8	25,936	26,801	27,666	28,531	29,396	30,261	31,126	31,991	32,856	33,721
9	28,648	29,602	30,557	31,512	32,466	33,421	34,375	35,330	36,285	37,239
10	31,549	32,600	33,652	34,703	35,755	36,806	37,858	38,909	39,961	41,012
11	34,662	35,818	36,973	38,129	39,285	40,440	41,596	42,751	43,907	45,063
12	41,543	42,928	44,312	45,697	47,081	48,466	49,850	51,235	52,619	54,004
13	49,401	51,047	52,693	54,340	55,986	57,632	59,279	60,925	62,572	64,218
14	58,377	60,323	62,269	64,216	66,162	68,108	70,055	72,001	73,947	75,894
15	68,667	70,956	73,244	75,533	77,822	80,110	82,399	84,687	86,976	89,265

VIII ♀

NOTE: Locality rates of pay are considered basic pay only for certain purposes--see "1994 Salary Tables" cover sheet.



AC-0001R

DEPARTMENT OF DEFENSE WAGE FIXING AUTHORITY  
ALEXANDRIA, VIRGINIA 22331-1200

ISSUE DATE: 7 JUNE 1994

SUBJECT: FEDERAL WAGE SYSTEM REGULAR AND SPECIAL PRODUCTION FACILITATING WAGE RATE SCHEDULES  
FOR THE WAGE AREA OF ANNISTON-GADSDEN, ALABAMA

TO: COMMANDING OFFICERS OF MILITARY DEPARTMENTS AND DOD COMPONENT INSTALLATIONS IN THE AREA

THE SCHEDULES SHOWN BELOW HAVE BEEN ESTABLISHED UNDER AUTHORITY OF DOD DIRECTIVE 5120.39, DATED APRIL 24, 1980, SUBJECT TO THE LIMITATIONS CONTAINED IN PUBLIC LAW 103-123, DATED 28 OCTOBER 1993, AND ARE TO BE APPLIED IN ACCORDANCE WITH THE PROVISIONS OF FPM SUPPLEMENT 532-1 TO ALL EMPLOYEES WHOSE OFFICIAL DUTY STATION IS LOCATED WITHIN THE GEOGRAPHIC BOUNDARY OF THE WAGE AREA DEFINITION SHOWN ON THE REVERSE SIDE. THIS SCHEDULE IS APPLICABLE TO DOD EMPLOYEES ONLY AND EXCLUDES ANY BENEFIT DERIVED BY IMPLEMENTATION OF 5 USC 5343(d).

WG WL-WS GRADE	WG-RATES					WL-RATES					WS-WD-WN RATES					WD-WN PAY LEVEL
	1	2	3	4	5	1	2	3	4	5	1	2	3	4	5	
1	7.59	7.90	8.22	8.53	8.86	8.35	8.71	9.06	9.39	9.75	11.36	11.85	12.33	12.78	13.27	1
2	8.14	8.48	8.81	9.17	9.51	8.96	9.33	9.71	10.10	10.47	11.92	12.41	12.93	13.43	13.93	2
3	8.70	9.06	9.43	9.79	10.15	9.58	9.98	10.37	10.78	11.17	12.48	13.00	13.51	14.03	14.57	3
4	9.24	9.61	9.99	10.39	10.77	10.16	10.59	11.01	11.45	11.86	13.02	13.57	14.12	14.66	15.20	4
5	9.80	10.22	10.61	11.02	11.45	10.78	11.24	11.70	12.14	12.61	13.57	14.15	14.71	15.29	15.85	5
6	10.34	10.81	11.23	11.64	12.08	11.39	11.85	12.34	12.82	13.27	14.16	14.73	15.33	15.93	16.51	6
7	10.91	11.36	11.82	12.29	12.72	12.01	12.51	13.00	13.51	14.00	14.68	15.30	15.94	16.53	17.14	7
8	11.47	11.94	12.39	12.89	13.38	12.62	13.13	13.65	14.20	14.71	15.25	15.89	16.51	17.14	17.78	8
9	12.02	12.51	12.99	13.51	14.00	13.21	13.78	14.31	14.88	15.43	15.78	16.47	17.12	17.77	18.44	9
10	12.59	13.09	13.62	14.17	14.67	13.86	14.44	15.00	15.60	16.16	16.38	17.05	17.74	18.43	19.11	10
11	13.14	13.67	14.22	14.78	15.31	14.46	15.06	15.65	16.25	16.85	16.94	17.66	18.35	19.06	19.77	11
12	13.66	14.24	14.82	15.38	15.96	15.07	15.69	16.34	16.95	17.58	17.68	18.42	19.15	19.88	20.65	12
13	14.23	14.83	15.42	16.01	16.61	15.68	16.35	16.99	17.66	18.30	18.60	19.39	20.15	20.94	21.69	13
14	14.82	15.42	16.04	16.67	17.29	16.27	16.97	17.65	18.32	18.99	19.70	20.53	21.34	22.16	22.97	14
15	15.36	16.00	16.66	17.30	17.96	16.91	17.64	18.33	19.03	19.76	20.96	21.84	22.70	23.58	24.45	15

7754920 07-22-94 03:43PM

*Ronald G. Bechtel*  
RONALD G. BECHTEL  
ACTING DIRECTOR  
TECHNICAL STAFF

ORDER DATE: 5 APRIL 1994  
EFFECTIVE DATE: 12 JUNE 1994  
SUPERSEDES SCHEDULE ISSUED 22 JUNE 1993

ddmt 6-19-94

DDRC-KS

Part IX

DDAA

KR

**IX. ENVIRONMENTAL**

**NOTE:**

**On August 5, 1994, Tim Garrett, Chief, Environmental Engineering Branch, DPW, (who was completing the Environmental Section IX for DDAA), contacted Mike Dobbs, DDRE, DSN 977-6950. Mr. Garrett did not realize that he was to answer only questions with an asterisk or in what manner the questions were to be answered (host vs tenant). Mr. Dobbs advised Mr. Garrett to not redo the Environmental Section but to send the package on as it was.**

---

# Data Call Questionnaire

## SECTION A

### COMPREHENSIVE ENVIRONMENTAL RESPONSE COMPENSATION AND LIABILITY ACT (CERCLA)

- IX.A.1.\*** *Is the installation in the Installation Restoration Program (IRP)?* YES
- IX.A.1.a.\*** *If YES, list the number of sites in the IRP:* 40
- IX.A.2.\*** *Is the installation on the National Priorities List (NPL)?* YES  
 The ammunition storage (ASA) is not included in the NPL, but is being investigated under (IRP) - the Southeast Industrial Area (SIA) is on NPL.
- IX.A.2.a.\*** *If YES, list the NPL status (e.g., proposed, final, deleted):* ACTIVE
- IX.A.2.b.** *List the number of operable units (OUs) on the installation:* 3
- IX.A.3.\*** *On a separate copy of the standard installation map provided for the overall data call, identify the installation's contaminated areas by site/OU and label the map CERCLA. (Tenants should only identify those areas on or adjacent to their compound.)*
- IX.A.4.** *For each site/OU, provide the following information:*

Site/ OU#	Contaminated Media	Area of Contamination (in sq. yards)	Does Contamination Extend Offsite?
001	Groundwater(SIA)	~2,000,000*	Yes
002	Soil (SIA)	~230,736	No
003	ASA-Ammunition Area	~96,000	No

\*Area of groundwater contamination is not fully known because of complicated geology.  
 NOTE: Areas of contamination is an estimate of potentially contaminated area. RI is ongoing.



**IX.A.5.** For each site/OU, list the completion date (mm/dd/yy) or planned completion date (mm/yy) for the following activities and events:  
**TIMELINE ATTACHED**

Site/OU#	PA/SI	RI/FS	ROD	IAG/FFA	RD	RA	Final RA
ASA/003	8/94	4/96	2/97	6/90	2/99	2/99	2/99
SOIL/002	2/89	4/96	2/97	6/90	2/99	2/99	2/99
GW/001	2/89	10/96	8/97	6/90	8/99	8/99	8/99

**IX.A.6.** Are there any reported or known uncontrolled (i.e., no action has been taken as of yet) or unregulated occurrences of contamination on the installation? NO

**IX.A.6.a.** If YES, briefly describe below the activity(ies) resulting in the contamination, location of contamination, type of contamination, media contaminated, and response activities to date: NOT APPLICABLE

**IX.A.7.** Are there any contaminated drinking water aquifers? NO  
 The groundwater beneath the southeast industrial area of the installation has contamination but is not a drinking water source. However, the City of Anniston's drinking water source (Coldwater springs) is two miles southeast of the installation.

**IX.A.7.a.** If NO, is there a potential for contamination? YES


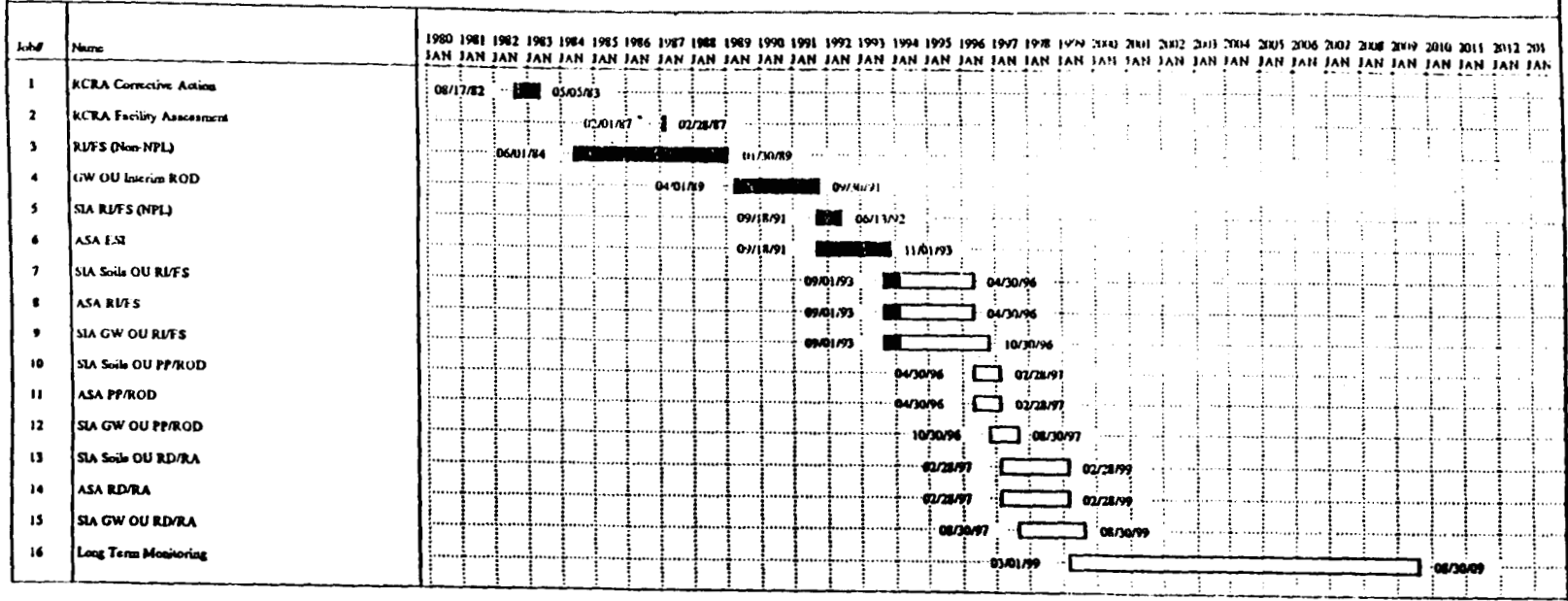
**IX.A.7.a.(1)** If a potential for contamination exists, describe:  
 Migration of contaminants from the Installation Aquifer could possibly contaminate the drinking water supply. This is supported by a recent dye trace study. Currently, the Trichloroethene levels in the drinking water supply are the maximum contaminant levels set by the Safe Drinking Water Act. The MCL is 5 mg/l.

**IX.A.8.** List all ongoing or planned projects required by CERCLA compliance that have not been previously mentioned:

See attached Project Name & Project No.  
 All CERCLA Projects - ATTACHMENT A

PROJECT: IAP IRP Schedule  
 MANAGER: James Zerkoff  
 CURRENT DATE: 01/13/94

# IAP IRP SCHEDULE



TIMELINE

IX.A.5.



**IX.A.9.** *List all CERCLA projects and class requirements since 1990:*

<b>Project</b>	<b>Class Requirement (I, II, III)</b>
SEE ATTACHMENT "CERCLA Projects"	

**IX.A.10. \*** *List any other environmental considerations at the state, municipal, or local level that have not yet been captured:* NONE

**IX.A.11.** *Refer to Section G of the questionnaire and list all CERCLA actual and planned compliance costs for fiscal years 1994 - 2001.*



## IX.A.8. &amp; IX.A.9. CERCLA Projects


Project #	Project Name	Class
A002H-	INSTALLATION RESTORATION	1
AN-SW-26	FFA IRP PROGRAM (ASA-ESI/RI/FS)	1
	FFA IRP PROGRAM (ASA-ESI/RI/FS)	1
	FFA IRP PROGRAM (ASA-ESI/RI/FS)	1
	FFA IRP PROGRAM (ASA-ESI/RI/FS)	1
	FFA IRP PROGRAM (ASA-ESI/RI/FS)	1
	FFA IRP PROGRAM (ASA-ESI/RI/FS)	1
AN-W-13	OPERATION & MAINT REQMT'S GW TMT (3 SITES)	1
	OPERATION & MAINT REQMT'S GW TMT (3 SITES)	1
	OPERATION & MAINT REQMT'S GW TMT (3 SITES)	1
	OPERATION & MAINT REQMT'S GW TMT (3 SITES)	1
	OPERATION & MAINT REQMT'S GW TMT (3 SITES)	1
	OPERATION & MAINT REQMT'S GW TMT (3 SITES)	1
	OPERATION & MAINT REQMT'S GW TMT (3 SITES)	1
	OPERATION & MAINT REQMT'S GW TMT (3 SITES)	1
	OPERATION & MAINT REQMT'S GW TMT (3 SITES)	1
	OPERATION & MAINT REQMT'S GW TMT (3 SITES)	1
	OPERATION & MAINT REQMT'S GW TMT (3 SITES)	1
	OPERATION & MAINT REQMT'S GW TMT (3 SITES)	1
	OPERATION & MAINT REQMT'S GW TMT (3 SITES)	1
	OPERATION & MAINT REQMT'S GW TMT (3 SITES)	1
	OPERATION & MAINT REQMT'S GW TMT (3 SITES)	1
AN0089F023	114 GROUNDWATER PROJECT-CHROMIUM TREATMENT	1
	114 GROUNDWATER PROJECT-CHROMIUM TREATMENT	1
	114 GROUNDWATER PROJECT-CHROMIUM TREATMENT	1
	114 GROUNDWATER PROJECT-CHROMIUM TREATMENT	1
	114 GROUNDWATER PROJECT-CHROMIUM TREATMENT	1
	114 GROUNDWATER PROJECT-CHROMIUM TREATMENT	1
	114 GROUNDWATER PROJECT-CHROMIUM TREATMENT	1
	114 GROUNDWATER PROJECT-CHROMIUM TREATMENT	1
	114 GROUNDWATER PROJECT-CHROMIUM TREATMENT	1
AN0090F039	UST-DERA-SECONDARY SITE INVEST. SITES (1,2, & 6)	1
	UST-DERA-SECONDARY SITE INVEST. SITES (1,2, & 6)	1
	UST-DERA-SECONDARY SITE INVEST. SITES (1,2, & 6)	1
	UST-DERA-SECONDARY SITE INVEST. SITES (1,2, & 6)	1
	UST-DERA-SECONDARY SITE INVEST. SITES (1,2, & 6)	1
	UST-DERA-SECONDARY SITE INVEST. SITES (1,2, & 6)	1
AN0090S028	GROUNDWATER MONITORING PROGRAM	1
	GROUNDWATER MONITORING PROGRAM	1
	GROUNDWATER MONITORING PROGRAM	1
	GROUNDWATER MONITORING PROGRAM	1
	GROUNDWATER MONITORING PROGRAM	1
	GROUNDWATER MONITORING PROGRAM	1
	GROUNDWATER MONITORING PROGRAM	1
	GROUNDWATER MONITORING PROGRAM	1
	GROUNDWATER MONITORING PROGRAM	1
	GROUNDWATER MONITORING PROGRAM	1
	GROUNDWATER MONITORING PROGRAM	1
	GROUNDWATER MONITORING PROGRAM	1
AN0090S029	OTHER OPERATION OF GWTS - IRP	1
AN0090S035	OB/OD ESCORTS & IRP PROJECT SUPPORT	3
	OB/OD ESCORTS & IRP PROJECT SUPPORT	3
	OB/OD ESCORTS & IRP PROJECT SUPPORT	3
AN0091S048	DERA IRP PROGRAM MANAGEMENT	3



## IX.B.16.b

USTs

UST NUMBER	STATUS	Installation Date	Contents	Current Volume	Tank Capacity
45	Active	1992	Diesel	10,000	
46	Active	1992	Gasoline	10,000	
47	Active	1992	Gasoline	20,000	
48	Active	1992	Gasoline	20,000	
49	Active	1992	Gasoline	20,000	
50	Active	1992	Diesel	10,000	
54	Active	1994	Gasoline	10,000	
53	Active	1994	Diesel	10,000	



**SECTION B**



SUBTITLE C: HAZARDOUS WASTE

**IX.B.1.\*** Does the installation operate as a generator or a treatment, storage, or disposal facility (TSDF)? YES

**IX.B.1.a.\*** If YES, does the installation operate as a generator? YES

**IX.B.1.b.\*** Does the installation operate as a TSDFs? YES  
(If you are a tenant, indicate whether you are the TSDF.)

DDAA is not the TSDF; the host, ANAD is the TSDF.

**IX.B.1.c.\*** On a separate copy of the standard installation map provided for the overall data call, identify the installation's RCRA operations and label the map RCRA.

**IX.B.2.\*** Has a RCRA Facility Assessment (RFA) been performed at the installation? YES  
NOTE: 38 SWMU'S identified in RFA. All but 4 are listed also as CERCLA Sites.

**IX.B.2.a.\*** If Yes, have solid waste management units (SWMUs) been identified? YES

(If you are a tenant, indicate whether any of the SWMUs within your area of operation)

REFERENCE: RCRA Map- the following are within DDAA's area of operation:

SWMU #1, #9, #12, #21, #23, #24, #40, #41.

**IX.B.2.b.\*** If YES, list the types of SWMUs:

Moved from CERCLA to RCRA: Burning Ground SWMU #16; Demolition Pit SWMU #17  
Chemical Igloos SWMU #34; CERCLA Sites with Pending RCRA Permits: #32 - HW Storage - 512;  
#33 - HW Storage - 466; #35 - Deactivation Furnace. None are in DDAA's area of operation.

**IX.B.2.c.\*** For regulated units, list contents:

Igloos GB, HD, VX - Toxic Agents HW Storage - HLO:OB/OD Explosives residue, heavy metals  
Deact. Furnace - Explosives

**IX.B.2.d.\*** On the RCRA installation map, identify the SWMUs.

#16 & #17; #32; #33; #34; #35

**IX.B.2.e.\*** Is corrective action required at the SWMU? YES  
Subject to pending RCRA Permit.

**IX.B.2.e.(1)\*** If YES, has a RCRA Facility Investigation been conducted? NO  
Will be subject to corrective action provisions of pending RCA permit #16 & #17.

**IX.B.2.e.(2)\*** Has a Corrective Measures Study been conducted? NO

*IX.B.2.e(3)\* Has a Corrective Measures Implementation been conducted?*

NO



**IX.B.3.\*** *Does the installation/tenant operate any RCRA-permitted facilities?* NO

No, ANAD operates under an interim status. ANAD is in the process of obtaining Part B Permit RCRA.

**IX.B.3.a.\*** *If YES, for each RCRA permit provide the following information:* NOT APPLICABLE

Permit Type (generator, TSDF)	Permit Status (interim, final)	Permit Restrictions	Facility Capacity

**IX.B.4.\*** *Are there any permit violations?* NO

**IX.B.4.a.\*** *If YES, who issued the consent order or enforcement order (EPA/state)?* NOT APPLICABLE

**IX.B.4.b.\*** *List violations:* NOT APPLICABLE

**IX.B.4.c.\*** *What is the compliance schedule?* NOT APPLICABLE

**IX.B.5.\*** *Has the installation/tenant been assessed any fines or penalties under the Federal Facility Compliance Act?* NO

**IX.B.5.a.\*** *If YES, explain:* NOT APPLICABLE

**IX.B.6.** *List any other environmental considerations at the state, municipal, or local level that have not yet been captured.* NONE



**IX.B.7.** Refer to Section G of the questionnaire and list all actual and planned compliance costs for RCRA hazardous waste projects for fiscal years 1994 - 2001.

**SUBTITLE D: SOLID WASTE**

**IX.B.8.\*** Does the installation/tenant dispose of solid waste in a (1) installation landfill or (2) contract to a landfill offsite? 2  
(If you answered (1), skip question 10; if you answered (2), skip question 9.)

**IX.B.9.\*** For disposal into an installation landfill, answer the following questions:

**IX.B.9.a.\*** What is the size of the landfill (in acres)? NOT APPLICABLE

**IX.B.9.b.\*** When was it established (mm/yy)? NOT APPLICABLE

**IX.B.9.c.\*** List the contents: NOT APPLICABLE

**IX.B.9.d.\*** What is the average daily volume (in tons)? NOT APPLICABLE

**IX.B.9.e.\*** What is the total landfill capacity (in tons) NOT APPLICABLE

**IX.B.9.f.\*** What is the remaining expected life of the landfill? NOT APPLICABLE

**IX.B.9.g.\*** Describe the permit status: NOT APPLICABLE

**IX.B.10.\*** For disposal into an offsite landfill, answer the following questions:

**IX.B.10.a.\*** Who is the contractor?  
BFI, Inc.

**IX.B.10.b.\*** What is the permit status of the landfill?  
RCRA Subtitle D





IX.B.10.c. *\*What is the average daily volume of solid waste transported to the landfill (in tons)?* 4

IX.B.10.d. *\*What is the remaining life expectancy of the landfill?* 20

IX.B.10.e. *\*If operations should increase due to base realignment, will there be limitations on increasing the contract quantity?* NO

IX.B.10.e.(1) *\*If YES, describe limitations:* NOT APPLICABLE

IX.B.11. *List the location and capacity (include years) of the regional facilities within a 20-mile radius of the installation:*

Location	Facility Capacity (in tons, years)
NONE	

IX.B.12. *Does the installation have any "open dumps"?* NO

IX.B.12.a. *If YES, is the installation upgrading its operations or closing the dump(s)?*  
NOT APPLICABLE



**IX.B.13.** *List all solid waste projects and class requirements since 1990:*

Project	Class Requirement (I, II, III)
Landfill closure	I

**IX.B.14.** *List any other environmental considerations at the state, municipal, or local level that have not yet been captured.* NONE

**IX.B.15.** *Refer to Section G of the questionnaire and list all actual and planned compliance costs for RCRA solid waste project for fiscal years 1994-2001*

**SUBTITLE I: UNDERGROUND STORAGE TANKS (USTs)**

**IX.B.16.\*** *Are there USTs located on the installation/tenant area?* YES

**IX.B.16.a.\*** *If YES, on the RCRA map, identify the installation's/tenant's USTs.*



**IX.B.16.b.\*** For each UST, provide the following:

UST Number	UST Status (abandoned, closed, (un)regulated)*	Installation Date	UST Contents (petroleum, chemical)	Current Volume (in gal.)	Tank Capacity (in gal.)
45-53** See attached	Active	92-94	Diesel/Gas	10,000/ 20,000	
Tka400	Active	1955	Used Oil	3,000	
Tka501	Active (DLA Owned)	1977	Used Oil	5,000	
Tka04	Active	42	Used Oil	1,000	
32	Active (DLA Owned)	Unknown	Used Diesel	10,000	
55	Active	42	Used Oil	1,000	

\*If status is closed, provide the closing date.

\*\*See attached POL Tank Compliance Status & Cross Reference Table

**IX.B.16.c.** Are all required protection controls in place? **YES**

*[If installed after 12/88, corrosion, spill and overfill, and leak protection controls should already be in place. If installed before 12/88, leak protection should already be in place. However, corrosion and spill and overfill protection controls are required by 1998.]*

**IX.B.16.c.(1)** If NO, describe corrective action status: **NOT APPLICABLE**

**IX.B.17.** Have all USTs been tested for tank tightness? **YES**

**IX.B.17.a** If NO, is some other method of leak detection in place (e.g., monitoring)? **NOT APPLICABLE**

**IX.B.17.a.(1)** If YES, identify UST(s) and list other methods used: **NOT APPLICABLE**

**IX.B.17.a.(2)** If NO, identify UST(s) and actions to date: **NOT APPLICABLE**

## IX.B.16.b

USTs

<b>UST NUMBER</b>	<b>STATUS</b>	<b>Installation Date</b>	<b>Contents</b>	<b>Current Volume</b>	<b>Tank Capacity</b>
45	Active	1992	Diesel	10,000	
46	Active	1992	Gasoline	10,000	
47	Active	1992	Gasoline	20,000	
48	Active	1992	Gasoline	20,000	
49	Active	1992	Gasoline	20,000	
50	Active	1992	Diesel	10,000	
54	Active	1994	Gasoline	10,000	
53	Active	1994	Diesel	10,000	



**IX.B.18.** *Have any leaking USTs been identified?* YES

*IX.B.18.a. If YES, list the status of corrective action:*  
Ongoing investigations to define extent of contamination. Results pending.

**IX.B.19.** *Do all USTs meet Federal standards?* YES

*IX.B.19.a. If NO, describe the corrective action status:* NOT APPLICABLE

**IX.B.20.** *Has the appropriate agency (EPA, state, or local agency) been notified of each UST's age, size, type, location, and use?* YES

**IX.B.21.** *List any other environmental considerations at the state, municipal, or local level that have not yet been captured:* NONE

**IX.B.22.** *Refer to Section G of the questionnaire and list all actual and planned compliance costs for fiscal years 1994 - 2001.*



## SECTION C

NATURAL/CULTURAL  
RESOURCES

WETLANDS AND SENSITIVE HABITATS

**IX.C.1.\*** *Are wetlands, estuaries, or other special aquatic features located on or adjacent to the installation?* YES

**IX.C.1.a.** *\*If YES, list types and approximate acreage:*

Cone Reservoir 35 AC

Lake 5 AC  
40 AC

**IX.C.1.b.** *\*Does the presence constrain current construction activities or operations?* NO

**IX.C.1.b.(1)** *\*If YES, briefly describe:* NOT APPLICABLE

**IX.C.2.** *Has the installation requested an individual or general discharge permit to fill jurisdictional wetlands to accommodate base operations or development plans?* NO

**IX.C.2.a.** *If YES, briefly explain:* NOT APPLICABLE

**IX.C.3.\*** *Has the installation/tenant been required to modify or constrain operations or development plans in any way to accommodate a jurisdictional wetland?* NO

**IX.C.3.a.** *\*If YES, briefly explain:* NOT APPLICABLE

**IX.C.4.** *Would the installation need to request a discharge permit to fill wetlands should operations increase due to base realignment?* NO

**IX.C.5.** *Does the installation have any cooperative management agreement with Federal, state, or local agencies regarding biological (e.g., plant, animal) or wetland resources?* NO



*IX.C.5.a. If YES, briefly describe agreement:* NOT APPLICABLE

*IX.C.6.\* Have any critical or sensitive habitats been identified on the installation (e.g., migratory flyway)?* NO

*IX.C.6.a.\*If YES, list type(s) of habitats:* NOT APPLICABLE

*IX.C.6.b.\*On a separate copy of the standard installation map provided for the overall data call, identify habitat locations and label the map Natural/Cultural Resources.*  
NOT APPLICABLE

*IX.C.6.c.\*Does the presence constrain current construction activities or operations?* NO

*IX.C.6.c.(1)\*If YES, briefly describe:* NOT APPLICABLE

*IX.C.7.\* Are there any listed or proposed wild, scenic, or recreational rivers on or adjacent to the installation?* NO

*IX.C.7.a.\*If YES, does the presence constrain current construction activities or operations?*  
NOT APPLICABLE

*IX.C.8.\* Is the installation located on or near a floodplain?* NO

*IX.C.8.a.\*On a separate copy of the standard installation map provided for the overall data call, identify floodplain locations and label the map Natural/Cultural Resources.*

*IX.C.9. Describe any wetlands projects currently underway or complete:*

US Forestry and Wildlife Services(USFWS) is to perform a wetland inventory through the Legacy Program sometime FY95.



**NATURAL/CULTURAL RESOURCES**  
(continued)

**THREATENED OR ENDANGERED SPECIES**

**IX.C.10.** *Has the installation been surveyed for biological (e.g., plant, animal) resources?* **YES**

**IX.C.10.a.** *If YES, provide date(s) and results of survey:*

An 18 month survey was finished in June 1994. Results 1 federally endangered plant species found at Coosa River Storage Annex (CRSA) & ANAD. Also on June 28, 1979, a survey was conducted at ANAD (except for in Chemical Limited Area).

Results: No federally listed endangered/threatened species were found (this was all they looked for).

**IX.C.11.\*** *Have any Federal or state-listed or candidate threatened or endangered species been identified on the installation?* **YES**

**IX.C.11.a.\*** *If YES, include all species currently listed as threatened or endangered species or as a candidate for inclusion on a Federal or state list. Also include how many acres of the installation have been designated by the U.S. Fish and Wildlife Service or state as Critical Habitat for each of the Species. [Note: a species is present on the installation if a portion of its life cycle occurs on the installation (e.g., nesting, feeding, resting).]*

<b>Species (plant or animal)</b>	<b>Designation (Threatened/ Endangered)</b>	<b>Federal/State Designation</b>	<b>Designated Critical Habitat (acres)</b>
Plant-Tennessee Yellow Eyed Grass (Less than 0.1 acres involved.)	Endangered	Federal	N/A

**IX.C.12.\*** *Has the installation had to modify or constrain operations in any way to accommodate an endangered species or its associated habitat?* **NO**

**IX.C.12.a.\*** *If YES, describe modifications or constraints:* **NOT APPLICABLE**

- IX.C.13.** *List any threatened or endangered species projects currently underway or completed:*  
A survey for federally listed and candidate TES and their central habitat was completed in June 1994 by Alabama Natural Heritage Program. Draft of final report being reviewed by ANAD.

FARMLANDS AND FORESTED AREAS

- IX.C.14.\*** *Does the installation possess any farmlands that are classified as prime, unique, or of state and local importance?* NO
- IX.C.14.a.\*** *If YES, does it constrain current operations?* NOT APPLICABLE
- IX.C.14.a.(1)\*** *If YES, briefly describe:* NOT APPLICABLE
- IX.C.15.\*** *Does the installation possess any economic forested areas (economically feasible to harvest-favorable local markets)?* YES
- IX.C.15.a.\*** *If YES, does it constrain current operations?* NO
- IX.C.15.a.(1)\*** *If YES, briefly describe:* NOT APPLICABLE

HISTORICAL AND CULTURAL RESOURCES

- IX.C.16.\*** *Is the installation on or adjacent to state or Federal land that is managed primarily for Historical or Cultural Resources?* NO
- IX.C.17.\*** *Has a historical building survey been completed for the installation?* YES  
In July 1984, "Historic Properties Report" by HABS
- IX.C.17.a.\*** *If YES, how many buildings were surveyed?* 1,750-ANAD  
136-CRSA
- (1,771 total minus 11 buildings at Lance - and the following 10 buildings:  
Bldg #389, 390, 391, 392, 179, 179A, 179B, 179C, 179D, 179E.)
- IX.C.17.b.\*** *How many buildings will be more than 50 years old in 2002?* 234



**IX.C.17.c.\*** Identify buildings that are either listed, eligible, or potentially eligible for the National Register: NONE

Building	National Register Status

**IX.C.17.d.\*** Identify historic buildings on the Natural/Cultural Resources map.

**IX.C.18.\*** Has an archeological survey of the installation been completed? NO  
 Currently using working draft of HPP. Completion is expected in June, 95.

**IX.C.18.a.** How many acres have been surveyed to date? 14,515 AC  
 (=95% of 15,279 acres at ANAD).

**IX.C.18.b.\*** List sites that are either listed, eligible, or potentially eligible for inclusion into the National Register:

Archeological Site	National Register Status
Cave in S.W. corner of ANAD	Potentially eligible.
Bynum Cemetery: a cemetery associated w/community of Bynum which was absorbed by ANAD	Potentially eligible
Burns cemetery: A cemetery in Igloo area. Probably associated w/ extended family or community.	Potentially eligible
Wilbank Cemetery: Cemetery in NW corner of ANAD. Is associated w/archaeological remains of a church & several residences.	Potentially eligible
Wilbanks Com.Complex: Complex associated w/Wilbanks Cemetery. Minimally composed of 2 historic house sites & historic church site. Terracing presently indicates a historic landscape worthy of preservation.	Potentially eligible

**IX.C.18.c.\*** Identify archeological sites on the Natural/Cultural Resources map.

*IX.C.19. \* Are any areas on or near the installation used or identified as sacred areas by Native Americans?* NO

*IX.C.19.a. \* If YES, identify on the Natural cultural Resources map.* NOT APPLICABLE

**NATURAL/CULTURAL RESOURCES**  
(Continued)

**IX.C.20.\*** *Are there any historical trails on or adjacent to the installation?* NO

**IX.C.20.a.** *\*If YES, identify on Natural/Cultural Resources map.* NOT APPLICABLE

**IX.C.21.\*** *Has a memorandum of agreement been signed with the state historic preservation office?* NO  
But we do have a draft HPP.

**IX.C.21.a.** *\*If YES, are there any restrictions to development or installation operation?* YES

**IX.C.21.a. (1)** *\*If YES, describe restrictions:*  
All activities having potential for adverse impact on archeological sites must be coordinated w/the Depot Env Mgr. No timber cuts or ground disturbing activities are allowed w/in 984 ft. of potentially eligible sites.

**IX.C.22.** *List all Historical and Cultural resource projects and the class requirements since 1990:*

Project	Class Requirement (I, II, III)
Preparing a Historic Preservation Plan (HPP) Completion expected FY95.	III

**MINERALS & ENERGY**

**IX.C.23.\*** *Does the installation encompass any known economic resource areas?* NO

**IX.C.23.a.** *\*If YES, list the areas:* NOT APPLICABLE



*IX.C.23.b. \*Does the presence of those resources constrain current operations?* NOT APPLICABLE

*IX.C.23.b.(1) \*If YES, describe:* NOT APPLICABLE

**IX.C.24.** *Are areas on the installation used/previously used for mineral or energy recovery?*  
NO

*IX.C.24.a. If YES, explain :* NOT APPLICABLE

**IX.C.25.\*** *Does the installation encompass a known Geothermal Resource Area?* NO

*IX.C.25.a. \*If YES, describe area and identify on Natural/Cultural Resources map.*  
NOT APPLICABLE


**IX.C.26.\*** *Does the installation encompass oil or gas lease lands?* NO

*IX.C.26.a. \*If YES, identify lands on Natural/Cultural Resources map.*  
NOT APPLICABLE

**IX.C.27.\*** *If YES to either question 25, 26, or both, does the presence of those resources constrain current operations?* NO

*IX.C.27.a. \*If YES, describe:* NOT APPLICABLE

**IX.C.28.** *Refer to Section G and list all actual and planned cleanup costs for Natural/Cultural Resources for fiscal years 1994 - 2001.*



## SECTION D



### ASBESTOS

**IX.D.1.\*** *Has an installation-wide asbestos survey been conducted?* **YES**

**IX.D.1.a.** *\*If NO, how many facilities/structures were surveyed?* **NOT APPLICABLE**

**IX.D.1.a. (1)** *\*List facilities/structures:* **NOT APPLICABLE**

**IX.D.2.\*** *Has the installation/tenant facilities been identified as having structures/buildings containing asbestos?* **YES**

**IX.D.1.a.** *\*If YES, list structures/buildings containing asbestos, friable/non friable percentages, and area of contamination below (tenants should only list their structures/buildings containing asbestos):*

Structures Containing Asbestos	% Friable	% Non- Friable	Estimated Area of Friable Contamination	Estimated Area of Non-Friable Contamination
SEE ATTACHMENT				

**IX.D.3.** *Has the installation entered into a Memorandum of Understanding (MOU) with EPA for the management of asbestos-containing products?* **NO**

**IX.D.3.a.** *If YES, what exemptions were identified?* **NOT APPLICABLE**

**IX.D.3.b.** *Attach MOU.* **NOT APPLICABLE**



## IX.D.1.a. ASBESTOS

<b>Structures Containing Asbestos (Tile)</b>	<b>% Friable</b>	<b>% Non-Friable</b>	<b>Estimated Area of Friable Contamination</b>	<b>Estimated Area of Non-Friable Contamination (Square Feet)</b>
17		100%		150
24		100%		200
27		100%		360
102		100%		6800
127		100%		1280
134		100%		300
360		100%		225
361		100%		225
362		100%		17122
422		100%		60
501		100%		1000
502 Tile in Offices Gasket Mat.		100%		4000 3 linear ft
503		100%		60



**IX.D.3.c.**      *If NO, does the installation have an asbestos management plan?*      NOT APPLICABLE

**IX.D.3.c.(1)**    *If YES, attach management plan.*      NOT APPLICABLE

**IX.D.4.**      *Is the installation undergoing an abatement action?*      NO

**IX.D.4.a.**      *If YES, has the installation received any notices of violations?*      NOT APPLICABLE

**IX.D.4.b.** *Are removal and disposal procedures complying with the National Emission Standards for Hazardous Air Pollutants?*      NOT APPLICABLE

**IX.D.5.**      *List all asbestos projects and class requirements since 1990:*

Project	Class Requirement (I, II, III)
Misc. nonfriable removals.	III

**IX.D.6.**      *Refer to Section G and list all actual and planned cleanup costs for Asbestos for fiscal years 1994 - 2001.*

**POLYCHLORINATED BIPHENOLS (PCBs)**

**IX.D.7.\***    *Has an installation/tenant-wide PCB inventory been conducted?*      YES  
Results not received for ~ 90 transformer samples

**IX.D.7.a.** *\*If NO, what percentage was surveyed?*      NOT APPLICABLE

**IX.D.7.b.** *\*What is the targeted completion date (mm/yy)?*      8/94  
This is targeted date for receiving analytical results.



**IX.D.8.\*** Does the installation contain equipment that uses PCBs or that are PCB-contaminated? YES

**IX.D.8.a.\*** If YES, list the types of equipment (e.g., transformers, capacitors, circuit breakers), concentration levels (ppm), location, and schedule for removal:

(If you are a tenant, only list for tenant areas)

Equipment	Concentration Levels (ppm)	Location	Schedule for Removal
See attached.			

**IX.D.8.b.\*** Are they located in or near any food or feed area? NO

**IX.D.8.c.\*** Are all equipment properly marked? YES

**IX.D.8.d.\*** Are PCB-contaminated equipment in permitted storage facilities? NO

But meets TSCA requirements for PCB storage. ANAD is not aware of any permit required.

**IX.D.9.** Has the installation entered into a Memorandum of Understanding (MOU) with EPA for the management of asbestos-containing products? NO

**IX.D.9.a.** If YES, what exemptions were identified? NOT APPLICABLE

**IX.D.9.b.** Attach MOU: NOT APPLICABLE

**IX.D.10.\*** Does the installation/tenant have a PCB elimination plan? YES

**IX.D.10.a.\*** If YES, attach plan.

**IX.D.8.a. Attachment PCB List.**

<b>EQUIPMENT-TRANSFORMER SERIAL NUMBER</b>	<b>CONCENTRATION LEVELS (P.P.M.)</b>	<b>LOCATION BLDG #</b>	<b>SCHEDULE FOR REMOVAL</b>
59A3665	100.0	27	**
57F2407	230.0	29	**
57F2421	160.0	29	**
57D24227	600.0	29	**
59A3261	110.0	36	**
57K12201	200.0	121	**
C251269	130.0	122	**
C250459	140.0	122	**
7147053	170.0	127	**
7146232	220.0	127	**
7147615	490.0	127	**
58A4990	47.9	131	**
58A487	51.1	136	**
57G9585	61.0	291	**
B34401	160.0	360	**
B342108	76.0	360	**
B343212	81.0	360	**
343720	150.0	360	**
343607	540.0	360	**
342135	410.0	360	**
57G9588	250.0	362	**
57G9589	240.0	362	**
57J5753	318.0	362	**

\*\*No set schedule for removal. Will be replaced when have problems.

Polychlorinated Biphenols (PCBs) Elimination Plan

As of July 14, 1994 PCBs status at Anniston Army Depot (ANAD) is as follows: 1040 transformers on depot in use, 950 transformers surveyed and analyzed to date, 90 transformers surveyed but awaiting analytical results, 70 PCB bearing transformers and 27 of these have been turned in, 43 PCB transformers still in service, two PCB bearing transformers have been turned in to Defense Reutilization Marketing Office (DRMO) and are waiting to be taken by the disposal contractor.

Transformers are in clusters of three so when one goes bad all three are taken down and replaced.



**IX.D.11.** List all PCB projects and class requirements since 1990:

Project	Class Requirement (I, II, III)
Construction of Storage Bldg	III

**IX.D.12.** Refer to Section G and list all actual and planned cleanup costs for PCBs for fiscal years 1994 - 2001.

None are planned. ~\$1000 for cleanup of a spill in FY94.

**RADON**

**IX.D.13.\*** Has/does the installation monitor for radon gas? YES

**IX.D.13.a.\*** If YES, how many and what percentage of buildings were surveyed? 22 - 4%

**IX.D.13.b.\*** Are additional surveys underway or planned? YES

**IX.D.13.c.\*** Have radon levels been identified above 4 picocuries per liter? YES

**IX.D.13.c.(1)\*** If YES, briefly describe remedial plans or corrective actions taken:  
Radon gas exhaust system, sub-slab surface venting. Completed successfully.

**IX.D.13.d.\*** What is the highest level recorded? 18 picocuries/liter

**IX.D.14.\*** Has the installation/tenant instituted a radon reduction management plan? YES

**IX.D.15.** Refer to Section G and list all actual and planned cleanup costs for Radon for fiscal years 1994 - 2001.



LEAD-BASED PAINT

**IX.D.16.\*** *Has an installation/tenant facility lead-based paint survey been conducted?* YES

**IX.D.16.a.\*** *If YES, how many and what percentage of facilities were surveyed?*

IAW HUD regulations, only family housing was surveyed which consists of 5 buildings.

**IX.D.16.a. (1)\*** *How many and what percentage were identified as having lead-based paint?* 100%

**IX.D.16.a. (2)\*** *On a separate copy of the standard installation map provided for the overall data call, identify lead-based paint facilities by number and label the map Lead-based Paint.*


**IX.D.16.a. (3)\*** *For each facility identified above, provide the estimated area of lead based paint (in sq. ft.):* Draft report received which did not include sq.ft; only concentrations associated with areas of lead based paint.

**IX.D.16.b.\*** *If NO, is an installation-wide lead-based paint survey in progress?* NOT APPLICABLE

**IX.D.17.** *List all lead-based paint projects currently underway and their estimated completion date:*

Project	Estimated Completion (mm/yy)
None at this time.	

**IX.D.18.** *Refer to Section G and list all actual and planned cleanup costs for lead-based paint for fiscal years 1994 - 2001.*





## SECTION E

## AIR QUALITY

**IX.E.1.\*** Identify the air quality control region (AQCR) in which the installation is located: East Alabama Intrastate

**IX.E.2.\*** Indicate whether the installation is in an area designated by EPA as an attainment (PSD), nonattainment, or unclassified area for each of the following criteria air pollutants:

Ozone	Attainment
Nitrogen dioxide (NO <sub>x</sub> )	Attainment
Carbon Monoxide (CO)	Attainment
Particulate Matter (PM-10)	Attainment
Sulfur Dioxide	Attainment
Lead	Attainment

**IX.E.3.\*** Is the installation in an area that is currently being proposed by EPA to be nonattainment for any of the above pollutants? NO

**IX.E.3.a.\*** If YES, list pollutants:

NOT APPLICABLE

**IX.E.4.\*** List the air pollution sources that contribute to nonattainment on the installation (e.g., stationary, mobile) [tenants should only list those in their area]: NOT APPLICABLE

**IX.E.4.a.\*** On a separate copy of the standard installation map provided for the overall data call, identify the location of stationary air pollution sources and label the map Air Quality.

**IX.E.5.\*** Has the installation been required to implement special actions to comply with the State Implementation Plan (SIP) (e.g., carpooling, emission reduction credits)? NO

**IX.E.5.a.\*** If YES, define actions:

NOT APPLICABLE



**IX.E.6.\*** *Have restrictions or delays on operations occurred on the installation due to air quality considerations?* **NO**

**IX.E.6.a.\*** *If YES, describe restrictions:* **NOT APPLICABLE**

**IX.E.7.\*** *If the installation is in an area that is designated as nonattainment for ozone, place an X under the appropriate EPA-designated severity of nonattainment:* **NOT APPLICABLE**

	<b>Marginal</b>	<b>Moderate</b>	<b>Serious</b>	<b>Severe-15</b>	<b>Severe-17</b>	<b>Extreme</b>
<i>Design Value:</i>	0.121 up to 0.138	0.138 up to 0.160	0.160 up to 0.180	0.180 up to 0.280	0.190 up to 0.280	0.280 and above
<i>(ppm)</i>						1988 Value

**IX.E.7.a.\*** *Is the installation part of an EPA-designated multi-state ozone transport region?* **NO**

**IX.E.7.b.\*** *If YES, list the region:* **NOT APPLICABLE**

**IX.E.7.c.\*** *Is the installation located in a rural transport area?* **NO**

**IX.E.8.** *If the installation is in an area designated as marginal for ozone nonattainment:* **NOT APPLICABLE**

**IX.E.8.a.** *Has the state requested an extension to the ozone attainment deadline of 1993?* **NOT APPLICABLE**

**IX.E.8.b.** *Has EPA concluded that the state has fulfilled the 1993 attainment date?* **NOT APPLICABLE**

**IX.E.8.c.** *If NO to a and b, does the state expect EPA to redesignate the area to a worse classification (e.g., moderate)?* **NOT APPLICABLE**

**IX.E.9.** *If the installation is in an area designated as moderate, serious, severe-15, severe-17, or extreme nonattainment for ozone:* **NOT APPLICABLE**

**IX.E.9.a.** *List the baseline level of emissions (baseline is assumed to be 1990 data or other year specified):* **NOT APPLICABLE**

**AIR QUALITY**  
(Continued)

**IX.E.9.b.** List the amount of reduced average annual emissions of volatile organic compounds (VOCs) and NOx, by tons/year, for the installation resulting from permanent reductions in installation activity levels, process changes, or other measures implemented since November 15, 1990:

Source	Average Annual Reduction (tons/year)
1. Mobile source VOCs	0
2. Stationary or area source VOCs	0
3. Mobile source NOx	0
4. Stationary or area source NOx	0

**IX.E.9.c.** List the amount of increased average annual emissions of VOCs and NOx, by tons/year for the installation resulting from increased activity levels, facility expansion, process changes, or other measures implemented since November 15, 1990:

Source	Average Annual Reduction (tons/year)
1. Mobile source VOCs	0
2. Stationary or area source VOCs	0
3. Mobile source NOx	0
4. Stationary or area source NOx	0

**IX.E.10.\*** If the installation is in an area that is designated as nonattainment for CO, place an X under the appropriate EPA-designated severity of nonattainment:

NOT APPLICABLE

	Moderate	Serious
Design Value (ppm):	9.1 - 16.4	16.5 and above

**IX.E.11.\*** If the state has vehicle miles traveled (VMT) forecasts as part of its reasonable further progress or attainment plans, try to obtain a determination from the state of how many more VMTs above the 1990 baseline are allowed in the VMT attainment year forecast for the main road leading into and out of the base:

NOT APPLICABLE

Allowable Increase in VMT = \_\_\_\_\_

**AIR QUALITY**  
(continued)

**IX.E.12.\*** *If the installation is in an area that is nonattainment for PM-10, place an X under the appropriate EPA designated severity of nonattainment:* NOT APPLICABLE

**Moderate      Serious**

**IX.E.13.\*** *Does the installation have operations/activities that require air emissions permits?* **YES**

**IX.E.13.a.\*** *If YES, describe operation/activities, permit conditions and status, and permit violations (since 1990):* 5 coal fired boilers; 1 gas/oil fired; 3 gas-oil dispensing locations. Coal boilers limited on coal sulfur content. Gas/oil limited on fuel quantities. Zero violations since 1990. Permits are currently active

**IX.E.13.b.\*** *When was the most recent inspection (mm/dd/yy)?* AUG 1993

**IX.E.14.** *Do any installation activities require continuous emissions monitoring systems?* NO

**IX.E.14.a.** *If YES, identify:* NOT APPLICABLE

**IX.E.15.\*** *If operations/activities were increased due to base realignment, would the installation require permit modification?* NO

**IX.E.15.a.\*** *If YES, at what percent increase would the installation require modification?* NOT APPLICABLE

**IX.E.16.\*** *Do air pollution considerations present any potential restrictions to expansion or modification to existing facilities (e.g., conforming determination by the state, new source performance standards)?* NO


**IX.E.16.a.\*** *If YES, describe:* NOT APPLICABLE

**IX.E.17.\*** *Does the installation have any air emission reduction credits (ERCs)?* NO

**IX.E.17.a.\*** *If YES, how many?* NOT APPLICABLE.

**AIR QUALITY**  
(continued)

- IX.E.17.b.\*** *If NO, is there any potential for getting ERCs?* YES
- IX.E.18.\*** *Is the installation subject to any emission offset requirements?* NO
- IX.E.18.a.\*** *If YES, describe:* NOT APPLICABLE
- IX.E.19.\*** *Does the installation have a PSD program?* NO
- IX.E.20.** *Does the installation have a pollution abatement plan?* YES
- IX.E.21.** *Refer to Section G and list all actual and planned compliance costs for Air Quality for fiscal years 1994 - 2001.*



## SECTION F

## WATER QUALITY

GROUNDWATER/POTABLE WATER

- IX.F.1.\*** *Is the drinking water treatment system operated by the installation?* NO
- IX.F.1.a.\*** *If YES, when was the system constructed (mm/yy)?* NOT APPLICABLE
- IX.F.1.b.** *Describe the operating history, permit status, and permit violations or exceeded maximum contaminant levels (MCLs) from fiscal year 1990:*  
Not applicable.
- **IX.F.1.c.\*** *What is the remaining life expectancy of the system (in years)?* NOT APPLICABLE
- IX.F.1.c.(1)\*** *Explain any suspected problems with the remaining life expectancy of the system:*  
NOT APPLICABLE
- IX.F.1.d.** *Does the system currently meet regulatory requirements (e.g., SDWA)?* YES
- IX.F.1.d.(1)** *If NO, explain:*
- IX.F.1.e.** *Has the system been upgraded or replaced?* ANAD purchases Potable water from the City of Anniston, AL. Anniston Water works pumps this water from Coldwater Spring which requires virtually no treatment.
- IX.F.1.e.(1)** *If NO, are there plans to upgrade or replace?* The system meets regulatory requirements.
- IX.F.1.f.\*** *If operations increased due to base realignment, would the system need to be upgraded or replaced to meet increased demand?* NO
- IX.F.1.f.(1)\*** *If YES, at what percent increase would the system need to be upgraded or replaced?* NOT APPLICABLE
- IX.F.1.f.(2)\*** *Would the system require a new permit or modification to an existing permit?* NO
- IX.F.2.\*** *What is water supply source (groundwater, surface water) for the installation or municipal system?* Coldwater Spring.



**IX.F.3.\*** *Are there any constraints to the water system (consider the quality and quantity of water, seasonal shortages, and storage)?* NO

*IX.F.3.a. \*If YES, describe constraints:* NOT APPLICABLE

**IX.F.4.** *If the source is groundwater, how many wells exist at the installation?* ZERO

**IX.F.5.** *List all groundwater projects and class requirements since 1990:*

Project	Class Requirement (I, II, III)
No projects concerning potable water supply (groundwater used for)	

**IX.F.6.\*** *Is the installation subject to any limitations on water rights?* NO

*IX.F.6.a. \* If YES, describe:* NOT APPLICABLE

**IX.F.7.** *Refer to Section G and list all actual and planned groundwater compliance costs for fiscal years 1994 - 2001.*

**SURFACE WATER**

**IX.F.8.** *Are there any water bodies located on or adjacent to the installation?* YES

**IX.F.8.a.** *If YES, on a separate copy of the standard installation map provided for the overall data call, identify the location and size of the water bodies and label the map Water Quality. Cone reservoir, location 3-L, 35 acre; Lake, location 5-N, 5 acres.*



**WATER QUALITY  
(Continued)**

**IX.F.9.** Do those water bodies receive storm or treated water discharge from the installation? YES

**IX.F.9.a.** If YES, describe the nature and volume of discharge:  
Cone reservoir only receives storm water from the ammunition area and the volume depends on rainfall. The ammo area is a wooded area with under-ground igloos used for storage.

**IX.F.10.** Does the installation currently discharge water onto the surface or subsurface? YES

**IX.F.10.a.** If YES, is discharge onsite, offsite, or both? BOTH

**IX.F.11.** Are there any installation National Pollutant Discharge Elimination System permits in effect for discharge to the water bodies? YES

**IX.F.11.a.** If YES, describe permit parameters: SEE ATTACHMENT

**IX.F.11.b.** If NO, has the installation applied, or plan to apply, for a permit? NOT APPLICABLE

**IX.F.12.** List all surface water projects and class requirements since 1990:

Project	Class Requirement (I, II, III)
NONE	

**IX.F.13.** Refer to Section G and list all actual and planned surface water compliance costs for fiscal years 1994 - 2001.

## TABLE OF CONTENTS

PART I	<b>DISCHARGE LIMITATIONS, CONDITIONS, AND REQUIREMENTS</b>
	A. Discharge Limitations and Monitoring Requirements
	B. Discharge Monitoring and Record Keeping Requirements <ol style="list-style-type: none"> <li>1. Representative Sampling</li> <li>2. Test Procedures</li> <li>3. Recording of Results</li> <li>4. Records Retention and Production</li> <li>5. Monitoring Equipment and Instrumentation</li> </ol>
	C. Discharge Reporting Requirements <ol style="list-style-type: none"> <li>1. Reporting of Monitoring Requirements</li> <li>2. Noncompliance Notification</li> </ol>
	D. Other Reporting and Notification Requirements <ol style="list-style-type: none"> <li>1. Anticipated Noncompliance</li> <li>2. Termination of Discharge</li> <li>3. Updating Information</li> <li>4. Duty to Provide Information</li> <li>5. Cooling Water Additives</li> <li>6. Permit Issued Based On Estimated Characteristics</li> </ol>
	E. Schedule of Compliance
PART II	<b>OTHER REQUIREMENTS, RESPONSIBILITIES, AND DUTIES</b>
	A. Operational and Management Requirements <ol style="list-style-type: none"> <li>1. Facilities Operation and Maintenance</li> <li>2. Best Management Practices</li> <li>3. Spill Prevention, Control, and Management</li> </ol>
	B. Other Responsibilities <ol style="list-style-type: none"> <li>1. Duty To Mitigate Adverse Impact</li> <li>2. Right of Entry and Inspection</li> </ol>
	C. Bypass and Upset <ol style="list-style-type: none"> <li>1. Bypass</li> <li>2. Upset</li> </ol>
	D. Duty to Comply with Permit, Rules, and Statutes <ol style="list-style-type: none"> <li>1. Duty to Comply</li> <li>2. Removed Substances</li> <li>3. Loss or Failure of Treatment Facilities</li> <li>4. Compliance with Statutes and Rules</li> </ol>
	E. Permit Transfer, Modification, Suspension, Revocation, and Reissuance <ol style="list-style-type: none"> <li>1. Duty to Reapply or Notify of Intent</li> <li>2. Change in Discharge</li> <li>3. Transfer of Permit</li> <li>4. Permit Modification and Revocation</li> <li>5. Permit Termination</li> <li>6. Permit Suspension</li> <li>7. Request for Permit Action Does Not Stay Any Permit Requirement</li> </ol>
	F. Compliance with Toxic Pollutant Standard or Prohibition
	G. Discharge of Wastewater Generated by Others
PART III	<b>OTHER PERMIT CONDITIONS</b>
	A. Civil and Criminal Liability
	B. Oil and Hazardous Substance Liability
	C. Property and Other Rights
	D. Availability of Reports
	E. Expiration of Permits For New or Increased Discharges
	F. Compliance With Water Quality Standards
	G. Groundwater
	H. Definitions
	I. Severability
PART IV	<b>ADDITIONAL REQUIREMENTS, CONDITIONS, AND LIMITATIONS</b>
	A. Other Requirements

# ADEM

ALABAMA  
DEPARTMENT OF ENVIRONMENTAL MANAGEMENT

## NATIONAL POLLUTANT DISCHARGE ELIMINATION SYSTEM PERMIT

PERMITTEE: U S ARMY - ANNISTON ARMY DEPOT

FACILITY LOCATION: ANNISTON, ALABAMA  
(CALHOUN COUNTY)

PERMIT NUMBER: AL0002658

RECEIVING WATERS: CHOCCOLOCCO CREEK & DRY CREEK  
UNNAMED TRIBUTARY TO CANE CREEK

*In accordance with and subject to the provisions of the Federal Water Pollution Control Act, as amended, 33 U.S.C. §§1251-1378 (the "FWPCA"), the Alabama Water Pollution Control Act, as amended, Code of Alabama 1975, §§ 22-22-1 to 22-22-14 (the "AWPCA"), the Alabama Environmental Management Act, as amended, Code of Alabama 1975, §§22-22A-1 to 22-22A-15, and rules and regulations adopted thereunder, and subject further to the terms and conditions set forth in this permit, the Permittee is hereby authorized to discharge into the above-named receiving waters.*

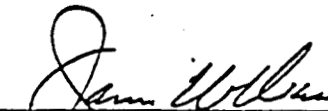
ISSUANCE DATE: SEPTEMBER 25, 1991

EFFECTIVE DATE: OCTOBER 1, 1991

EXPIRATION DATE: SEPTEMBER 30, 1996

MODIFICATION ISSUED: SEPTEMBER 30, 1993

MODIFICATION EFFECTIVE: OCTOBER 1, 1993



Alabama Department of Environmental Management

## PART I

## A. DISCHARGE LIMITATIONS AND MONITORING REQUIREMENTS

During the period beginning on the effective date of this permit and lasting through the expiration date of this permit, the permittee is authorized to discharge from the following point source(s) outfall(s)), described more fully in the permittee's application:

DSN001: Wastewater from East Area Wastewater Treatment System.

Such discharge shall be limited and monitored by the permittee as specified below:

EFFLUENT CHARACTERISTIC	UNITS	DISCHARGE LIMITATIONS			MONITORING REQUIREMENTS 1/	
		Daily Minimum	Daily Maximum	Monthly Average 2/	Measurement Frequency	Sample Type
Flow	MGD	-	Monitor	0.62	Continuous	Totalized
pH	s.u.	6.0	8.5	-	Daily	Grab
Biochemical Oxygen Demand, 5-Day	mg/l	-	45.0	30.0	1/week	Composite 3/
Total Suspended Solids (TSS)	mg/l	-	45.0	30.0	1/week	Composite 3/
Ammonia as Nitrogen (NH <sub>3</sub> -N)	mg/l	-	15.0	10.0	1/week	Composite 3/
Fecal Coliform (FEC)	#/100 ml	-	200	Monitor	1/week	Grab
Chronic Toxicity Biomonitoring 4/		-	No Difference	-	1/quarter	Composite

- 1/ Samples collected to comply with the monitoring requirements specified above shall be collected at the following location: At the nearest accessible location just prior to discharge and after final treatment. Unless otherwise specified, composite samples shall be time composite samples collected using automatic sampling equipment or a minimum of eight (8) equal volume grab samples collected over equal time intervals. All composite samples shall be collected for the total period of discharge not to exceed 24 hours.
- 2/ Monthly average limits apply only when a parameter is monitored more than once in a month.
- 3/ Composites shall be 24-hr flow proportioned composite samples.
- 4/ There will be no statistically significant difference between the control and the test at the 95% confidence level. See Part IV.; for other requirements.

## PART I

## A. DISCHARGE LIMITATIONS AND MONITORING REQUIREMENTS

During the period beginning on the effective date of this permit and lasting through the expiration date of this permit, the permittee is authorized to discharge from the following point source(s) outfall(s)), described more fully in the permittee's application:

DSN001A: Industrial wastewater treatment facility which discharges through DSN001.

Such discharge shall be limited and monitored by the permittee as specified below:

EFFLUENT CHARACTERISTIC	UNITS	DISCHARGE LIMITATIONS			MONITORING REQUIREMENTS 1/	
		Daily Minimum	Daily Maximum	Monthly Average 2/	Measurement Frequency	Sample Type
Flow	(MGD)	-	Monitor	Monitor	Continuous	Totalized
Copper, Total (Cu,T)	ppd	-	3.33	1.67	1/week	Composite 3/
Chromium, Total (Cr,T)	ppd	-	4.62	2.85	1/week	Composite 3/
Iron, Total (Fe,T)	ppd	-	33.36	16.68	1/week	Composite 3/
Lead, Total (Pb,T)	ppd	-	1.15	0.62	1/week	Composite 3/
Nickel, Total (Ni,T)	ppd	-	2.45	1.23	1/week	Composite 3/
Zinc, Total (Zn,T)	ppd	-	4.35	2.47	1/week	Composite 3/
Silver, Total (Ag,T)	ppd	-	0.72	0.40	1/week	Composite 3/
Cyanide, (A) (Cn)	ppd	-	0.54	0.27	1/week	Grab
Cadmium, Total (Cd,T)	ppd	-	0.50	0.25	1/week	Composite 3/
Chromium, Hexavalent (CR+6)	ppd	-	0.50	0.25	1/week	Composite 3/
Oil and Grease (O&G)	mg/l	-	100.0	50.0	1/week	Grab

1/ Samples collected to comply with the monitoring requirements specified above shall be collected at the following location: At the nearest accessible location just prior to discharge and after final treatment. Unless otherwise specified, composite samples shall be time composite samples collected using automatic sampling equipment or a minimum of eight (8) equal volume grab samples collected over equal time intervals. All composite samples shall be collected for the total period of discharge not to exceed 24 hours.

2/ Monthly average limits apply only when a parameter is monitored more than once in a month.

3/ Composites shall be 24-hr flow proportioned composite samples.

## PART I

## A. DISCHARGE LIMITATIONS AND MONITORING REQUIREMENTS

During the period beginning on the effective date of this permit and lasting through the expiration date of this permit, the permittee is authorized to discharge from the following point source(s) outfall(s), described more fully in the permittee's application:

DSN002: Groundwater from metal finishing facility:

Such discharge shall be limited and monitored by the permittee as specified below:

EFFLUENT CHARACTERISTIC	UNITS	DISCHARGE LIMITATIONS		MONITORING REQUIREMENTS 1/	
		Daily Minimum	Daily Maximum	Measurement Frequency	Sample Type
Flow	(MGD)				Totalized
pH	s.u.	6.0	8.5	Daily	Grab
Chromium, Total (Cr,T)	µg/l	-	500	Daily	Grab
Chromium, Hexavalent (Cr+6)	µg/l	-	150	1/week	Grab
Benzene (Benzene)	µg/l	-	Monitor	1/week	Grab
Trichloroethylene (TCETHY)	µg/l	-	27	1/week	Grab
Methylene Chloride (MTHYCL)	µg/l	-	19	1/week	Grab
Cis & Trans-1,2-Dichloroethylene	µg/l	-	Monitor	1/week	Grab
					Grab

1/ Samples collected to comply with the monitoring requirements specified above shall be collected at the following location: At the nearest accessible location just prior to discharge and after final treatment. Unless otherwise specified, composite samples shall be time composite samples collected using automatic sampling equipment or a minimum of eight (8) equal volume grab samples collected over equal time intervals. All composite samples shall be collected for the total period of discharge not to exceed 24 hours.

2/ Monthly average limits apply only when a parameter is monitored more than once in a month.

**PART I**

**A. DISCHARGE LIMITATIONS AND MONITORING REQUIREMENTS**

During the period beginning on the effective date of this permit and lasting through the expiration date of this permit, the permittee is authorized to discharge from the following point source(s) outfall(s)), described more fully in the permittee's application:

DSN003: Treated groundwater to Choccolocco Creek.

Such discharge shall be limited and monitored by the permittee as specified below:

<u>EFFLUENT CHARACTERISTIC</u>	<u>UNITS</u>	<u>DISCHARGE LIMITATIONS</u>			<u>MONITORING REQUIREMENTS 1/</u>	
		Daily Minimum	Daily Maximum	Monthly Average 2/	Measurement Frequency	Sample Type
Flow	(MGD)	-	Monitor	Monitor	Continuous	Totalized
pH	s.u.	6.0	8.5	-	Daily	Grab
Trichloroethylene	µg/l	-	Monitor	Monitor	1/week	Grab
Cis & Trans Dichloroethylene	µg/l	-	Monitor	Monitor	1/week	Grab
Methylene Chloride	µg/l	-	Monitor	Monitor	1/week	Grab
1,1,1-Trichloroethane	µg/l	-	Monitor	Monitor	1/week	Grab
Pbenols	µg/l	-	Monitor	Monitor	1/week	Grab

1/ Samples collected to comply with the monitoring requirements specified above shall be collected at the following location: At the nearest accessible location just prior to discharge and after final treatment. Unless otherwise specified, composite samples shall be time composite samples collected using automatic sampling equipment or a minimum of eight (8) equal volume grab samples collected over equal time intervals. All composite samples shall be collected for the total period of discharge not to exceed 24 hours.

2/ Monthly average limits apply only when a parameter is monitored more than once in a month.

**PART I**

**A. DISCHARGE LIMITATIONS AND MONITORING REQUIREMENTS**

During the period beginning on the effective date of this permit and lasting through the expiration date of this permit, the permittee is authorized to discharge from the following point source(s) outfall(s), described more fully in the permittee's application:

DSN004: Land application of wastewaters from the Lance Missile fueling facility.

Such discharge shall be limited and monitored by the permittee as specified below:

EFFLUENT CHARACTERISTIC	UNITS	DISCHARGE LIMITATIONS			MONITORING REQUIREMENTS 1/	
		Daily Minimum	Daily Maximum	Monthly Average 2/	Measurement Frequency	Sample Type
Flow	(MGD)	-	Monitor	-	1/discharge	Recorded
pH	s.u.	6.0	8.5	-	1/discharge	Grab
Nitrate as Nitrogen	mg/l	-	Monitor	Monitor	1/discharge	Grab 3/
Sodium	mg/l	-	Monitor	Monitor	1/discharge	Grab 3/
Fluoride	mg/l	-	Monitor	Monitor	1/discharge	Grab 3/
Lead, Total	mg/l	-	Monitor	Monitor	1/discharge	Grab 3/
Zinc, Total	mg/l	-	Monitor	Monitor	1/discharge	Grab 3/

THERE SHALL BE NO RUNOFF FROM SITE DURING APPLICATION OF WASTEWATER.

THERE SHALL BE NO APPLICATION OF WASTEWATER DURING RAIN EVENTS.

- 1/ Samples collected to comply with the monitoring requirements specified above shall be collected at the following location: At the nearest accessible location just prior to discharge and after final treatment. Unless otherwise specified, composite samples shall be time composite samples collected using automatic sampling equipment or a minimum of eight (8) equal volume grab samples collected over equal time intervals. All composite samples shall be collected for the total period of discharge not to exceed 24 hours.
- 2/ Monthly average limits apply only when a parameter is monitored more than once in a month.
- 3/ Representative samples shall be collected prior to discharge.



PART I

A DISCHARGE LIMITATIONS AND MONITORING REQUIREMENTS

During the period beginning on the effective date of this permit and lasting through the expiration date of this permit, the permittee is authorized to discharge from the following point source(s) outfall(s), described more fully in the permittee's application:

DSN005 - 009: Stormwater vehicle and equipment parking and maintenance areas and noncontact cooling water.

Such discharge shall be limited and monitored by the permittee as specified below:

EFFLUENT CHARACTERISTIC	UNITS	DISCHARGE LIMITATIONS		MONITORING REQUIREMENTS 1/	
		Daily Minimum	Daily Maximum	Measurement Frequency	Sample Type
Flow	MGD				
PH	s.u.				
BETX 2/	µg/l			1/6 months	3/ Grab
Naphthalene	µg/l			1/6 months	Grab
Oil and Grease	mg/l			1/6 months	Grab
Total Phosphates as P	mg/l		15	1/6 months	Grab
Total Recoverable Lead	mg/l			1/6 months	Grab
Total Suspended Solids	mg/l			1/year	Grab
				1/6 months	Grab

THE DISCHARGE SHALL HAVE NO SHEEN, AND THERE SHALL BE NO DISCHARGE OF VISIBLE OIL, FLOATING SOLIDS OR VISIBLE FOAM IN OTHER THAN TRACE AMOUNTS

- 1/ Samples collected to comply with the monitoring requirements specified above shall be collected at the following location: At the nearest accessible location just prior to discharge and after final treatment.
- 2/ Monthly average limits apply only when a parameter is monitored more than once in a month.
- 3/ See Part IV C.
- 4/ BETX shall be measured as the sum of benzene, ethylbenzene, toluene, and xylenes.

**PART I**

**A. DISCHARGE LIMITATIONS AND MONITORING REQUIREMENTS**

During the period beginning on the effective date of this permit and lasting through the expiration date of this permit, the permittee is authorized to discharge from the following point source(s) outfall(s), described more fully in the permittee's application:

**DSN010: Stormwater from sewage treatment plant.**

Such discharge shall be limited and monitored by the permittee as specified below:

<u>EFFLUENT CHARACTERISTIC</u>	<u>UNITS</u>	<u>DISCHARGE LIMITATIONS</u>			<u>MONITORING REQUIREMENTS 1/</u>	
		<u>Daily Minimum</u>	<u>Daily Maximum</u>	<u>Monthly Average 2/</u>	<u>Measurement Frequency</u>	<u>Sample Type</u>
Flow	MGD	-	MONITOR	MONITOR	1/year	3/
pH	s.u.	MONITOR	MONITOR	-	1/year	Grab
Biochemical Oxygen Demand	mg/l	-	MONITOR	MONITOR	1/year	Grab
Total Suspended Solids	mg/l	-	MONITOR	MONITOR	1/year	Grab
Ammonia-Nitrogen	mg/l	-	MONITOR	MONITOR	1/year	Grab

**THE DISCHARGE SHALL HAVE NO SHEEN, AND THERE SHALL BE NO DISCHARGE OF VISIBLE OIL, FLOATING SOLIDS OR VISIBLE FOAM IN OTHER THAN TRACE AMOUNTS**

- 1/ Samples collected to comply with the monitoring requirements specified above shall be collected at the following location: At the nearest accessible location just prior to discharge and after final treatment.
- 2/ Monthly average limits apply only when a parameter is monitored more than once in a month.
- 3/ See Part IV.C.

PART I

A. DISCHARGE LIMITATIONS AND MONITORING REQUIREMENTS

During the period beginning on the effective date of this permit and lasting through the expiration date of this permit, the permittee is authorized to discharge from the following point source(s) outfall(s), described more fully in the permittee's application:

DSN011 - 012: Storm water from storage of inoperable military vehicles.

Such discharge shall be limited and monitored by the permittee as specified below:

EFFLUENT CHARACTERISTIC	UNITS	DISCHARGE LIMITATIONS			MONITORING REQUIREMENTS 1/	
		Daily Minimum	Daily Maximum	Monthly Average 2/	Measurement Frequency	Sample Type
Flow	MGD	-	MONITOR	MONITOR	1/year	3/
pH	s.u.	MONITOR	MONITOR	-	1/year	Grab
BETX 4/	µg/l	-	MONITOR	MONITOR	1/year	Grab
Naphthalene	µg/l	-	MONITOR	MONITOR	1/year	Grab
Oil and Grease	mg/l	-	15	15	1/6 months	Grab
Total Recoverable Cadmium	mg/l	-	MONITOR	MONITOR	1/year	Grab
Total Recoverable Copper	mg/l	-	MONITOR	MONITOR	1/year	Grab
Total Recoverable Lead	mg/l	-	MONITOR	MONITOR	1/6 months	Grab
Total Recoverable Zinc	mg/l	-	MONITOR	MONITOR	1/year	Grab
Total Suspended Solids	mg/l	-	MONITOR	MONITOR	1/6 months	Grab
Total Recoverable Iron	mg/l	-	MONITOR	MONITOR	1/year	Grab

THE DISCHARGE SHALL HAVE NO SHEEN, AND THERE SHALL BE NO DISCHARGE OF VISIBLE OIL, FLOATING SOLIDS OR VISIBLE FOAM IN OTHER THAN TRACE AMOUNTS

- 1/ Samples collected to comply with the monitoring requirements specified above shall be collected at the following location: At the nearest accessible location just prior to discharge and after final treatment.
- 2/ Monthly average limits apply only when a parameter is monitored more than once in a month.
- 3/ See Part IV.B.
- 4/ BETX shall be measured as the sum of benzene, ethylbenzene, toluene, and xylenes.

PART I

A. DISCHARGE LIMITATIONS AND MONITORING REQUIREMENTS

During the period beginning on the effective date of this permit and lasting through the expiration date of this permit, the permittee is authorized to discharge from the following point source(s) outfall(s), described more fully in the permittee's application:

DSN013: Storm water discharges which do not contain leachate from the sanitary landfill.

Such discharge shall be limited and monitored by the permittee as specified below:

EFFLUENT CHARACTERISTIC	UNITS	DISCHARGE LIMITATIONS			MONITORING REQUIREMENTS 1/	
		Daily Minimum	Daily Maximum	Monthly Average 2/	Measurement Frequency	Sample Type
Flow	MGD	-	MONITOR	-	1/6 months	3/
pH	s.u.	MONITOR	MONITOR	-	1/6 months	Grab
Biochemical Oxygen Demand, 5-Day	mg/l	-	MONITOR	-	1/6 months	Grab
Total Recoverable Lead	mg/l	-	MONITOR	-	1/6 months	Grab
Chemical Oxygen Demand	mg/l	-	MONITOR	-	1/6 months	Grab
Total Recoverable Zinc	mg/l	-	MONITOR	-	1/6 months	Grab
Total Recoverable Iron	mg/l	-	MONITOR	-	1/6 months	Grab
Oil and Grease	mg/l	-	15	-	1/6 months	Grab
Total Dissolved Solids	mg/l	-	MONITOR	-	1/6 months	Grab
Total Organic Carbon	mg/l	-	MONITOR	-	1/6 months	Grab
Total Suspended Solids	mg/l	-	70	-	1/6 months	Grab

THERE SHALL BE NO DISCHARGE OF A VISIBLE OIL SHEEN, FLOATING SOLIDS OR VISIBLE FOAM IN OTHER THAN TRACE AMOUNTS

1/ Samples collected to comply with the monitoring requirements specified above shall be collected at the following location: At the nearest accessible location just prior to discharge and after final treatment. Unless otherwise specified, composite samples shall be time composite samples collected using automatic sampling equipment or a minimum of eight (8) equal volume grab samples collected over equal time intervals. All composite samples shall be collected for the total period of discharge not to exceed 24 hours.

2/ Monthly average limits apply only when a parameter is monitored more than once in a month.

3/ See Part IV C.

PART I

A. DISCHARGE LIMITATIONS AND MONITORING REQUIREMENTS

During the period beginning on the effective date of this permit and lasting through the expiration date of this permit, the permittee is authorized to discharge from the following point source(s) outfall(s), described more fully in the permittee's application:

DSN014 - 016: Storm water from industrial sites related to military activities.

Such discharge shall be limited and monitored by the permittee as specified below:

EFFLUENT CHARACTERISTIC	UNITS	DISCHARGE LIMITATIONS			MONITORING REQUIREMENTS 1/	
		Daily Minimum	Daily Maximum	Monthly Average 2/	Measurement Frequency	Sample Type
Flow	MGD	-	MONITOR	MONITOR	1/year	3/
pH	s.u.	MONITOR	MONITOR	-	1/year	Grab
Total Suspended Solids	mg/l	-	MONITOR	MONITOR	1/year	Grab
Total Recoverable Lead	mg/l	-	MONITOR	MONITOR	1/year	Grab
Oil & Grease	mg/l	-	15	MONITOR	1/year	Grab
Total Recoverable Zinc	mg/l	-	MONITOR	MONITOR	1/year	Grab
Total Organic Nitrogen	mg/l	-	MONITOR	MONITOR	1/year	Grab

1/ Samples collected to comply with the monitoring requirements specified above shall be collected at the following location: At the nearest accessible location just prior to discharge and after final treatment. Unless otherwise specified, composite samples shall be time composite samples collected using automatic sampling equipment or a minimum of eight (8) equal volume grab samples collected over equal time intervals. All composite samples shall be collected for the total period of discharge not to exceed 24 hours.

2/ Monthly average limits apply only when a parameter is monitored more than once in a month.

3/ See Part IV.C.

## PART I

## A. DISCHARGE LIMITATIONS AND MONITORING REQUIREMENTS

During the period beginning on the effective date of this permit and lasting through the expiration date of this permit, the permittee is authorized to discharge from the following point source(s) outfall(s), described more fully in the permittee's application:

DSN017: Storm water land application site for the Lance Missile fueling facility 4/.

Such discharge shall be limited and monitored by the permittee as specified below:

EFFLUENT CHARACTERISTIC	UNITS	DISCHARGE LIMITATIONS			MONITORING REQUIREMENTS 1/	
		Daily Minimum	Daily Maximum	Monthly Average 2/	Measurement Frequency	Sample Type
Flow	MGD	-	MONITOR	-	1/year	3/
pH	s.u.	MONITOR	MONITOR	-	1/year	Grab
Nitrate as Nitrogen	mg/l	-	MONITOR	MONITOR	1/year	Grab
Sodium	mg/l	-	MONITOR	MONITOR	1/year	Grab
Fluoride	mg/l	-	MONITOR	MONITOR	1/year	Grab
Lead, Total	mg/l	-	MONITOR	MONITOR	1/year	Grab
Zinc, Total	mg/l	-	MONITOR	MONITOR	1/year	Grab

THERE SHALL BE NO RUNOFF FROM SITE DURING APPLICATION OF WASTEWATER.

THERE SHALL BE NO APPLICATION OF WASTEWATER DURING RAIN EVENTS.

- 1/ Samples collected to comply with the monitoring requirements specified above shall be collected at the following location: At the nearest accessible location just prior to discharge and after final treatment. Unless otherwise specified, composite samples shall be time composite samples collected using automatic sampling equipment or a minimum of eight (8) equal volume grab samples collected over equal time intervals. All composite samples shall be collected for the total period of discharge not to exceed 24 hours.
- 2/ Monthly average limits apply only when a parameter is monitored more than once in a month.
- 3/ See Part IV.C.
- 3/ To be monitored only in years during which the land application system is used. Samples must be taken during the first acceptable storm event following land application of wastewater.

**B. DISCHARGE MONITORING AND RECORD KEEPING REQUIREMENTS**

1. Representative Sampling

Samples and measurements taken as required herein shall be representative of the volume and nature of the monitored discharge and shall be in accordance with the provisions of this permit.

2. Test Procedures

Test procedures for the analysis of pollutants shall conform to 40 CFR Part 136 and guidelines published pursuant to Section 304(h) of the FWPCA, 33 U.S.C. Section 1314(h). If more than one method for analysis of a substance is approved for use, a method having a detection limit lower than the permit limit shall be used. If the detection limit of all methods is higher than the permit limit the method having the lowest detection limit shall be used and a report of less than detection limit shall constitute compliance, however should EPA approve a method with a lower detection limit during the term of this permit the permittee shall use the newly approved method.

When an EPA approved test procedure for analysis of a pollutant does not exist, the Director shall approve the procedure to be used.

3. Recording of Results

For each measurement or sample taken pursuant to the requirements of this permit, the permittee shall record the following information:

- a. The facility name and location, point source number, date, time and exact place of sampling;
- b. The name(s) of person(s) who obtained the samples or measurements;
- c. The dates and times the analyses were performed;
- d. The name(s) of the person(s) who performed the analyses;
- e. The analytical techniques or methods used, including source of method and method number; and
- f. The results of all required analyses.

4. Records Retention and Production

- a. The permittee shall retain records of all monitoring information, including all calibration and maintenance records and all original strip chart recordings for continuous monitoring instrumentation, copies of all reports required by the permit, and records of all data used to complete the above reports or the application for this permit, for a period of at least three years from the date of the sample measurement, report or application. This period may be extended by request of the Director at any time. If litigation or other enforcement action, under the AWPCA and/or the FWPCA, is ongoing which involves any of the above records, the records shall be kept until the litigation is resolved. Upon the written request of the Director or his designee, the permittee shall provide the Director with a copy of any record required to be retained by this paragraph. Copies of these records shall not be submitted unless requested.
- b. All records required to be kept for a period of three years shall be kept at the permitted facility or an alternate location approved by the Department in writing and shall be available for inspection.

5. Monitoring Equipment and Instrumentation

All equipment and instrumentation used to determine compliance with the requirements of this permit shall be installed, maintained, and calibrated in accordance with the manufacturer's instructions or, in the absence of manufacturer's instructions, in accordance with accepted practices. At a minimum, flow measurement devices shall be calibrated at least once every 12 months.

## C. DISCHARGE REPORTING REQUIREMENTS

### 1. Reporting of Monitoring Requirements

- a. Monitoring results obtained during the previous [monthly] reporting period shall be summarized on a Discharge Monitoring Report (DMR) Form approved by the Department, and received by the Director or Designee no later than the 28th day of the month following this monitoring period. The DMR must be legible and bear an original signature, photo and electronic copies of the signature are not acceptable and shall not satisfy the reporting requirements of this permit. The first report is due **November 28, 1991**. If the permittee, using approved analytical methods as specified in Provision I. B. 2. monitors any discharge from a point source for a limited substance identified in Provision I. A. of this permit more frequently than required by this permit, the results of such monitoring shall be included in the calculation and reporting of values on the DMR Form and the increased frequency shall be indicated on the DMR Form. In the event no discharge from a point source identified in Provision I. A of this permit and described more fully in the permittee's application occurs during a monitoring period, the permittee shall report "No Discharge" for such period on the appropriate DMR Form.
- b. The permittee may certify in writing that a discharge will not occur for an extended period of time and after such certification shall not be required to submit monitoring reports. Written notification of a planned resumption of discharge shall be submitted at least 30 days prior to resumption of the discharge. If an unplanned resumption of discharge occurs, written notification shall be submitted within 7 days of the resumption. In any case, all discharges shall comply with all provisions of this permit.
- c. All reports and forms required to be submitted by this permit, the AWPCA and the Department's Rules and regulations, shall be signed by a "responsible official" of the permittee as defined in ADEM Administrative Code Rule 335-6-6-.09 or a "duly authorized representative" of such official as defined in ADEM Administrative Code Rule 335-6-6-.09 and shall bear the following certification:

*"I certify under penalty of law that this document and all attachments were prepared under my direction or supervision in accordance with a system designed to assure that qualified personnel properly gather and evaluate the information submitted. Based on my inquiry of the person or persons who manage the system, or those persons directly responsible for gathering information, the information submitted is, to the best of my knowledge and belief, true, accurate, and complete. I am aware that there are significant penalties for submitting false information, including the possibility of fine and imprisonment for knowing violations."*

- d. All reports and forms required to be submitted by this permit, the AWPCA and the Department's Rules, shall be addressed to:

Director or Designee  
Alabama Department of Environmental Management  
1751 Congressman Dickison Drive  
Montgomery, Alabama 36130  
Attention: Industrial Branch, Water Division



2. Noncompliance Notification

- a. If for any reason, the permittee's discharge (1) does not comply with any daily minimum or maximum discharge limitation for an effluent characteristic specified in Provision I. A. of this permit which is denoted by an "(X)", (2) threatens human health or welfare, fish or aquatic life, or water quality standards, (3) does not comply with an applicable toxic pollutant effluent standard or prohibition established under Section 307(a) of the FWPCA, 33 U.S.C. Section 1317(a), (4) contains a quantity of a hazardous substance which has been determined may be harmful to public health or welfare under Section 311(b)(4) of the FWPCA, 33 U.S.C. Section 1321(b)(4), (5) exceeds any discharge limitation for an effluent characteristic as a result of an unanticipated bypass or upset, or (6) is an unpermitted direct or indirect discharge of a pollutant to a water of the state (unpermitted discharges properly reported to the Department under any other requirement are not required to be reported under this provision), the permittee shall orally report the occurrence and circumstances of such discharge to the Director within 24-hours after the permittee becomes aware of the occurrence of such discharge. In addition to the oral report, the permittee shall submit to the Director a written report as provided in Provision I. C. 2. c. no later than five (5) days after becoming aware of the occurrence of such discharge.
- b. If for any reason, the permittee's discharge does not comply with any limitation of this permit, the permittee shall submit to the Director a written report as provided in Provision I. C. 2. c. below, such report shall be submitted with the next Discharge Monitoring Report required to be submitted by Provision I. C. 1. of this permit after becoming aware of the occurrence of such noncompliance.
- c. Any written report required to be submitted to the Director by Provision I. C. 2. a. or b. shall be submitted using a copy of the Noncompliance Notification Form provided with this permit and shall include the following information:
  - (1) A description of the discharge and cause of noncompliance;
  - (2) The period of noncompliance, including exact dates and times or, if not corrected, the anticipated time the noncompliance is expected to continue; and
  - (3) A description of the steps taken and/or being taken to reduce or eliminate the noncomplying discharge and to prevent its recurrence.

D. OTHER REPORTING AND NOTIFICATION REQUIREMENTS

1. Anticipated Noncompliance

The permittee shall give the Director written advance notice of any planned changes or other circumstances regarding a facility which may result in noncompliance with permit requirements.

2. Termination of Discharge

The permittee shall notify the Director, in writing, when all discharges from any point source(s) identified in Provision I. A. of this permit have permanently ceased. This notification shall serve as sufficient cause for instituting procedures for modification or termination of the permit.

3. Updating Information

- a. The permittee shall inform the Director of any change in the permittee's mailing address or telephone number or in the permittee's designation of a facility contact or office having the authority and responsibility to prevent and abate violations of the AWPCA, the Department's Rules and the terms and conditions of this permit, in writing, no later than ten (10) days after such change. Upon request of the Director or his designee, the permittee shall furnish the Director with an update of any information provided in the permit application.
- b. If the permittee becomes aware that it failed to submit any relevant facts in a permit application, or submitted incorrect information in a permit application or in any report to the Director, it shall promptly submit such facts or information with a written explanation for the mistake and/or omission.

4. Duty to Provide Information

The permittee shall furnish to the Director, within a reasonable time, any information which the Director or his designee may request to determine whether cause exists for modifying, suspending, or revoking this permit, in whole or in part, or to determine compliance with this permit.

5. Cooling Water and Boiler Water Additives

a. The permittee shall notify the Director in writing not later than sixty (60) days prior to instituting the use of any biocide corrosion inhibitor or chemical additive in a cooling or boiler system, not identified in the application for this permit, from which discharge is allowed by this permit. Notification is not required for additives that do not contain a heavy metal(s) as an active ingredient and that pass through a wastewater treatment system prior to discharge nor is notification required for additives that should not reasonably be expected to cause the cooling water or boiler water to exhibit toxicity as determined by analysis of manufacturer's data or testing by the permittee. Such notification shall include:

- (1) name and general composition of biocide or chemical,
- (2) 96-hour median tolerance limit data for organisms representative of the biota of the waterway into which the discharge will ultimately reach,
- (3) quantities to be used,
- (4) frequencies of use,
- (5) proposed discharge concentrations, and
- (6) EPA registration number, if applicable.

b. The use of a biocide or additive containing tributyl tin, tributyl tin oxide, zinc, chromium or related compounds in a cooling or boiler system(s), from which a discharge regulated by this permit occurs, is prohibited. Zinc and chromium may be used in special circumstances if the permit contains limits for these substances. The use of any additive, not identified in this permit or in the application for this permit or not exempted from notification under this permit, prior to a determination by the Department that permit modification to control discharge of the additive is not required or prior to issuance of a permit modification controlling discharge of the additive is prohibited.

6. Permit Issued Based On Estimated Characteristics

a. If this permit was issued based on estimates of the characteristics of a process discharge reported on an EPA NPDES Application Form 2D (EPA Form 3510-2D), the permittee shall complete and submit an EPA NPDES Application Form 2C (EPA Form 3510-2C) no later than two years after the date that discharge begins. Sampling required for completion of the Form 2C shall occur when a discharge(s) from the process(s) causing the new or increased discharge is occurring. If this permit was issued based on estimates concerning the composition of a storm water discharge(s), the permittee shall perform the sampling required by EPA NPDES Application Form 2F (EPA Form 3510-2F) no later than one year after the industrial activity generating the storm water discharge has been fully initiated.

b. This permit shall be reopened if required to address any new information resulting from the completion and submittal of the Form 2C and or 2F.

**E. SCHEDULE OF COMPLIANCE**

1. The permittee shall achieve compliance with the discharge limitations specified in Provision I. A. in accordance with the following schedule:

**COMPLIANCE SHALL BE ATTAINED ON THE EFFECTIVE DATE OF THIS PERMIT**

2. No later than 14 calendar days following a date identified in the above schedule of compliance, the permittee shall submit either a report of progress or, in the case of specific actions being required by identified dates, a written notice of compliance or noncompliance. In the latter case, the notice shall include the cause of noncompliance, any remedial actions taken, and the probability of meeting the next scheduled requirement.

## PART II

### A. OPERATIONAL AND MANAGEMENT REQUIREMENTS

#### 1. Facilities Operation and Maintenance

The permittee shall at all times properly operate and maintain all facilities and systems of treatment and control (and related appurtenances) which are installed or used by the permittee to achieve compliance with the conditions of the permit. Proper operation and maintenance includes effective performance, adequate funding, adequate operator staffing and training, and adequate laboratory and process controls, including appropriate quality assurance procedures. This provision requires the operation of backup or auxiliary facilities only when necessary to achieve compliance with the conditions of the permit.

#### 2. Best Management Practices

- a. Dilution water shall not be added to achieve compliance with discharge limitations except when the Director or his designee has granted prior written authorization for dilution to meet water quality requirements.
- b. The permittee shall prepare, implement, and maintain a Spill Prevention, Control and Countermeasures (SPCC) Plan in accordance with 40 C.F.R. Section 112 if required thereby.
- c. The permittee shall prepare, submit for approval and implement a Best Management Practices (BMP) Plan for containment of any or all process liquids or solids, in a manner such that these materials do not present a significant potential for discharge, if so required by the Director or his designee. When submitted and approved, the BMP Plan shall become a part of this permit and all requirements of the BMP Plan shall become requirements of this permit.

#### 3. Spill Prevention, Control, and Management

The permittee shall provide spill prevention, control, and/or management sufficient to prevent any spills of pollutants from entering a water of the state or a publicly or privately owned treatment works. Any containment system used to implement this requirement shall be constructed of materials compatible with the substance(s) contained and which shall prevent the contamination of groundwater and such containment system shall be capable of retaining a volume equal to 110 percent of the capacity of the largest tank for which containment is provided.

### B. OTHER RESPONSIBILITIES

#### 1. Duty to Mitigate Adverse Impacts

The permittee shall promptly take all reasonable steps to mitigate and minimize or prevent any adverse impact on human health or the environment resulting from noncompliance with any discharge limitation specified in Provision I. A. of this permit, including such accelerated or additional monitoring of the discharge and/or the receiving waterbody as necessary to determine the nature and impact of the noncomplying discharge.

#### 2. Right of Entry and Inspection

The permittee shall allow the Director, or an authorized representative, upon the presentation of proper identification to:

- a. enter upon the permittee's premises where a regulated facility or activity is located or conducted, or where records must be kept under the conditions of the permit;

- b. have access to and copy, at reasonable times, any records that must be kept under the conditions of the permit;
- c. inspect at reasonable times any facilities, equipment (including monitoring and control equipment), practices, or operations regulated or required under the permit; and
- d. sample or monitor at reasonable times, for the purposes of assuring permit compliance or as otherwise authorized by the AWPCA, any substances or parameters at any location.

**C. BYPASS AND UPSUT**

**1. Bypass**

- a. Any bypass is prohibited except as provided in b. and c. below:
- b. A bypass is not prohibited if:
  - (1) It does not cause any discharge limitation specified in Provision I. A. of this permit to be exceeded; and
  - (2) It is necessary for essential maintenance of a treatment or control facility or system to assure efficient operation of such facility or system.
- c. A bypass is not prohibited and need not meet the discharge limitations specified in Provision I. A. of this permit if:
  - (1) It is unavoidable to prevent loss of life, personal injury, or severe property damage;
  - (2) There are no feasible alternatives to the bypass, such as the use of auxiliary treatment facilities, retention of untreated wastes, or maintenance during normal periods of equipment downtime (this condition is not satisfied if adequate back-up equipment should have been installed in the exercise of reasonable engineering judgement to prevent a bypass which occurred during normal periods of equipment downtime or preventive maintenance); and
  - (3) The permittee submits a written request for authorization to bypass to the Director at least ten (10) days prior to the anticipated bypass (if possible), the permittee is granted such authorization, and the permittee complies with any conditions imposed by the Director to minimize any adverse impact on human health or the environment resulting from the bypass.
- d. The permittee has the burden of establishing that each of the conditions of Provision II. C. 1. b. or c. have been met to qualify for an exception to the general prohibition against bypassing contained in a. and an exemption, where applicable, from the discharge limitations specified in Provision I. A. of this permit.

**2. Upset**

- a. A discharge which results from an upset need not meet the discharge limitations specified in Provision I. A. of this permit if:
  - (1) No later than 24-hours after becoming aware of the occurrence of the upset, the permittee orally reports the occurrence and circumstances of the upset to the Director or his designee; and
  - (2) No later than five (5) days after becoming aware of the occurrence of the upset, the permittee furnishes the Director with evidence, including properly signed, contemporaneous operating logs, or other relevant evidence, demonstrating that (i) an upset occurred; (ii) the permittee can identify the specific cause(s) of the upset; (iii) the permittee's facility was being properly operated at the time of the upset; and (iv) the permittee promptly took all reasonable steps to minimize any adverse impact on human health or the environment resulting from the upset.

- b. The permittee has the burden of establishing that each of the conditions of Provision II C. 2. a. of this permit have been met to qualify for an exemption from the discharge limitations specified in Provision I. A. of this permit.

**D. DUTY TO COMPLY WITH PERMIT, RULES, AND STATUTES**

1. Duty to Comply

- a. The permittee must comply with all conditions of this permit. Any permit noncompliance constitutes a violation of the AWPCA and the FWPCA and is grounds for enforcement action, for permit termination, revocation and reissuance, suspension, modification; or denial of a permit renewal application.
- b. The necessity to halt or reduce production or other activities in order to maintain compliance with the conditions of the permit shall not be a defense for a permittee in an enforcement action.
- c. The discharge of a pollutant from a source not specifically identified in the permit application for this permit and not specifically included in the description of an outfall in this permit is not authorized and shall constitute noncompliance with this permit.
- d. The permittee shall take all reasonable steps, including cessation of production or other activities, to minimize or prevent any violation of this permit or to minimize or prevent any adverse impact of any permit violation.

2. Removed Substances

Solids, sludges, filter backwash, or any other pollutant or other waste removed in the course of treatment or control of wastewaters shall be disposed of in a manner that complies with all applicable Department Rules.

3. Loss or Failure of Treatment Facilities

Upon the loss or failure of any treatment facility, including but not limited to the loss or failure of the primary source of power of the treatment facility, the permittee shall, where necessary to maintain compliance with the discharge limitations specified in Provision I. A. of this permit, or any other terms or conditions of this permit, cease, reduce, or otherwise control production and/or all discharges until treatment is restored.

4. Compliance With Statutes and Rules

- a. This permit has been issued under ADEM Administrative Code, Chapter 335-6-6. All provisions of this chapter, that are applicable to this permit, are hereby made a part of this permit. A copy of this chapter may be obtained for a small charge from the Office of General Counsel, Alabama Department of Environmental Management, 1751 Congressman Dickinson Drive, Montgomery, AL 36130.
- b. This permit does not authorize the noncompliance with or violation of any Laws of the State of Alabama or the United States of America or any regulations or rules implementing such laws, FWPCA, 33 U.S.C. Section 1319, and Code of Alabama 1975, Section 22-22-14.

**II. PERMIT TRANSFER, MODIFICATION, SUSPENSION, REVOCATION, AND REISSUANCE**

1. Duty to Reapply or Notify of Intent to Cease Discharge

- a. If the permittee intends to continue to discharge beyond the expiration-date of this permit, the permittee shall file a complete permit application for reissuance of this permit at least 180 days prior to its expiration. If the permittee does not intend to continue discharge beyond the expiration of this permit, the permittee shall submit written notification of this intent which shall be signed by an individual meeting the signatory requirements for a permit application as set forth in ADEM Administrative Code Rule 335-6-6-.09.
- b. Failure of the permittee to apply for reissuance at least 180 days prior to permit expiration will void the automatic continuation of the expiring permit provided by ADEM Administrative Code Rule 335-6-6-.06 and should the permit not be reissued for any reason any discharge after expiration of this permit will be an unpermitted discharge.

2. Change in Discharge

- a. The permittee shall apply for a permit modification at least 180 days in advance of any facility expansion, production increase, process change, or other action that could result in the discharge of additional pollutants or increase the quantity of a discharged pollutant such that existing permit limitations would be exceeded or that could result in an additional discharge point. This requirement applies to pollutants that are or that are not subject to discharge limitations in this permit. No new or increased discharge may begin until the Director has authorized it by issuance of a permit modification or a reissued permit.
- b. The permittee shall notify the Director as soon as it is known or there is reason to believe:
- (1) That any activity has occurred or will occur which would result in the discharge on a routine or frequent basis, of any toxic pollutant which is not limited in this permit, if that discharge will exceed the highest of the following notification levels:
    - (a) one hundred micrograms per liter;
    - (b) two hundred micrograms per liter for acrolein and acrylonitrile; five hundred micrograms per liter for 2,4-dinitrophenol and for 2-methyl-4,6-dinitrophenol; and one milligram per liter for anionomy;
    - (c) five times the maximum concentration value reported for that pollutant in the permit application; or
  - (2) That any activity has occurred or will occur which would result in any discharge, on a non-routine or infrequent basis, of a toxic pollutant which is not limited in the permit, if that discharge will exceed the highest of the following notification levels:
    - (a) five hundred micrograms per liter;
    - (b) one milligram per liter for anionomy;
    - (c) ten times the maximum concentration value reported for that pollutant in the permit application.

3. Transfer of Permit

This permit may not be transferred or the name of the permittee changed without notice to the Director and subsequent modification or revocation and reissuance of the permit to identify the new permittee and to incorporate any other changes as may be required under the FWPCA or AWPCA. In the case of a change in name, ownership or control of the permittee's premises only, a request for permit modification in a format acceptable to the Director is required at least 30 days prior to the change. In the case of a change in name, ownership or control of the permittee's premises accompanied by a change or proposed change in effluent characteristics, a complete permit application is required to be submitted to the Director at least 180 days prior to the change. Whenever the Director is notified of a change in name, ownership or control, he may decide not to modify the existing permit and require the submission of a new permit application.

4. Permit Modification and Revocation

- a. This permit may be modified or revoked and reissued, in whole or in part, during its term for cause, including but not limited to, the following:
- (1) If cause for termination under Provision II, E. 5. of this permit exists, the Director may choose to revoke and reissue this permit instead of terminating the permit;
  - (2) If a request to transfer this permit has been received, the Director may decide to revoke and reissue or to modify the permit; or
  - (3) If modification or revocation and reissuance is requested by the permittee and cause exists, the Director may grant the request.
- b. This permit may be modified during its term for cause, including but not limited to, the following:
- (1) If cause for termination under Provision II, E. 5. of this permit exists, the Director may choose to modify this permit instead of terminating this permit;

- 2 (2) There are material and substantial alterations or additions to the facility or activity generating wastewater which occurred after permit issuance which justify the application of permit conditions that are different or absent in the existing permit;
- (3) The Director has received new information that was not available at the time of permit issuance and that would have justified the application of different permit conditions at the time of issuance;
- (4) A new or revised requirement(s) of any applicable standard or limitation is promulgated under Sections 301(b)(2)(C), (D), (E), and (F), and 307(a)(2) of the FWPCA;
- (5) Errors in calculation of discharge limitations or typographical or clerical errors were made;
- (6) To the extent allowed by ADEM Administrative Code, Rule 335-6-6-.17, when the standards or regulations on which the permit was based have been changed by promulgation of amended standards or regulations or by judicial decision after the permit was issued;
- (7) To the extent allowed by ADEM Administrative Code, Rule 335-6-6-.17, permits may be modified to change compliance schedules;
- (8) To agree with a granted variance under 301(c), 301(g), 301(h), 301(k), or 316(a) of the FWPCA or for fundamentally different factors;
- (9) To incorporate an applicable 307(a) FWPCA toxic effluent standard or prohibition;
- (10) When required by the reopener conditions in this permit;
- (11) When required under 40 CFR 403.8(e) (compliance schedule for development of pretreatment program);
- (12) Upon failure of the state to notify, as required by Section 402(b)(3) of the FWPCA, another state whose waters may be affected by a discharge permitted by this permit;
- (13) When required to correct technical mistakes, such as errors in calculation, or mistaken interpretations of law made in determining permit conditions; or
- (14) When requested by the permittee and the Director determines that the modification has cause and will not result in a violation of federal or state law, regulations or rules; or

5. This permit may be terminated during its term for cause, including but not limited to, the following:

- a. Violation of any term or condition of this permit;
- b. The permittee's misrepresentation or failure to disclose fully all relevant facts in the permit application or during the permit issuance process or the permittee's misrepresentation of any relevant facts at any time;
- c. Materially false or inaccurate statements or information in the permit application or the permit;
- d. A change in any condition that requires either a temporary or permanent reduction or elimination of the permitted discharge;
- e. The permittee's discharge threatens human life or welfare or the maintenance of water quality standards;
- f. Permanent closure of the facility generating the wastewater permitted to be discharged by this permit or permanent cessation of wastewater discharge;
- g. New or revised requirements of any applicable standard or limitation that is promulgated under Sections 301(b)(2)(C), (D), (E), and (F), and 307(a)(2) of the FWPCA that the Director determines cannot be complied with by the permittee.
- h. Any other cause allowed by the ADEM Administrative Code, Chapter 335-6-6.

6. This permit may be suspended during its term for noncompliance until the permittee has taken action(s) necessary to achieve compliance.
7. The filing of a request by the permittee for modification, suspension or revocation of this permit, in whole or in part, does not stay any permit term or condition.

**F. COMPLIANCE WITH TOXIC POLLUTANT STANDARD OR PROHIBITION**

If any applicable effluent standard or prohibition (including any schedule of compliance specified in such effluent standard or prohibition) is established under Section 307(a) of the FWPCA, 33 U.S.C. Section 1317(a), for a toxic pollutant discharged by the permittee and such standard or prohibition is more stringent than any discharge limitation on the pollutant specified in Provision I. A. of this permit, or controls a pollutant not limited in Provision I. A. of this permit, this permit shall be modified to conform to the toxic pollutant effluent standard or prohibition and the permittee shall be notified of such modification. If this permit has not been modified to conform to the toxic pollutant effluent standard or prohibition before the effective date of such standard or prohibition, the permittee shall attain compliance with the requirements of the standard or prohibition within the time period required by the standard or prohibition and shall continue to comply with the standard or prohibition until this permit is modified or reissued.

**G. DISCHARGE OF WASTEWATER GENERATED BY OTHERS**

The discharge of wastewater, generated by any process, facility, or by any other means not under the operational control of the permittee or not identified in the application for this permit or not identified specifically in the description of an outfall in this permit is not authorized by this permit.

**PART III**

**A. CIVIL AND CRIMINAL LIABILITY**

**1. Tampering**

Any person who falsifies, tampers with, or knowingly renders inaccurate any monitoring device or method required to be maintained or performed under the permit shall, upon conviction, be subject to penalties as provided by the AWPCA.

**2. False Statements**

Any person who knowingly makes any false statement, representation, or certification in any record or other document submitted or required to be maintained under this permit, including monitoring reports or reports of compliance or noncompliance shall, upon conviction, be subject to penalties as provided by the AWPCA.

**3. Permit Enforcement**

a. Any NPDES permit issued or reissued by the Department is a permit for the purpose of the AWPCA and the FWPCA and as such any terms, conditions, or limitations of the permit are enforceable under state and federal law.

b. Any person required to have a NPDES permit pursuant to ADEM Administrative Code Chapter 335-6-6 and who discharges pollutants without said permit, who violates the conditions of said permit, who discharges pollutants in a manner not authorized by the permit, or who violates applicable orders of the Department or any applicable rule or standard of the Department, is subject to any one or combination of the following enforcement actions under applicable state statutes.

- (1) An administrative order requiring abatement, compliance, mitigation, cessation, clean-up, and/or penalties;
- (2) An action for damages;
- (3) An action for injunctive relief; or
- (4) An action for penalties.



4. Relief From Liability

Except as provided in Provision II. C. 1. (Bypass) and Provision II. C. 2. (Upset), nothing in this permit shall be construed to relieve the permittee of civil or criminal liability under the AWPCA or FWPCA for noncompliance with any term or condition of this permit.

**B. OIL AND HAZARDOUS SUBSTANCE LIABILITY**

Nothing in this permit shall be construed to preclude the institution of any legal action or relieve the permittee from any responsibilities, liabilities or penalties to which the permittee is or may be subject under Section 311 of the FWPCA, 33 U.S.C. Section 1321.

**C. PROPERTY AND OTHER RIGHTS**

This permit does not convey any property rights in either real or personal property, or any exclusive privileges, nor does it authorize any injury to persons or property or invasion of other private rights, or any infringement of federal, state, or local laws or regulations, nor does it authorize or approve the construction of any physical structures or facilities or the undertaking of any work in any waters of the state or of the United States.

**D. AVAILABILITY OF REPORTS**

Except for data determined to be confidential under Code of Alabama 1975, Section 22-22-9(c), all reports prepared in accordance with the terms of this permit shall be available for public inspection at the offices of the Department. Effluent data shall not be considered confidential.

**II. EXPIRATION OF PERMITS FOR NEW OR INCREASED DISCHARGES**

1. If this permit was issued for a new discharger or new source, this permit shall expire eighteen months after the issuance date if construction of the facility has not begun during the eighteen month period.
2. If this permit was issued or modified to allow the discharge of increased quantities of pollutants to accommodate the modification of an existing facility and if construction of this modification has not begun during the eighteen month period after issuance of this permit or permit modification, this permit shall be modified to reduce the quantities of pollutants allowed to be discharged to those levels that would have been allowed if the modification of the facility had not been planned.
3. Construction has begun when the owner or operator has:
  - a. begun, or caused to begin as part of a continuous on-site construction program:
    - (1) any placement, assembly, or installation of facilities or equipment; or
    - (2) significant site preparation work including clearing, excavation, or removal of existing buildings, structures, or facilities which is necessary for the placement, assembly, or installation of new source facilities or equipment; or
  - b. entered into a binding contractual obligation for the purpose of placement, assembly, or installation of facilities or equipment which are intended to be used in its operation within a reasonable time. Options to purchase or contracts which can be terminated or modified without substantial loss, and contracts for feasibility, engineering, and design studies do not constitute a contractual obligation under the paragraph. The entering into a lease with the State of Alabama for exploration and production of hydrocarbons shall also be considered beginning construction.

**P. COMPLIANCE WITH WATER QUALITY STANDARDS**

1. On the basis of the permittee's application, plans, or other available information, the Department has determined that compliance with the terms and conditions of this permit should assure compliance with the applicable water quality standards.
2. Compliance with permit terms and conditions notwithstanding, if the permittee's discharge(s) from point sources identified in Provision I. A. of this permit cause or contribute to a condition in contravention of state water quality standards, the Department may require abatement action to be taken by the permittee in emergency situations or modify the permit pursuant to the Department's Rules, or both.

3. If the Department determines, on the basis of a notice provided pursuant to this permit or any investigation, inspection or sampling, that a modification of this permit is necessary to assure maintenance of water quality standards or compliance with other provisions of the AWPCA or FWPCA, the Department may require such modification and, in cases of emergency, the Director may prohibit the discharge until the permit has been modified.

#### G. GROUNDWATER

Unless specifically authorized by a permit issued by the Department, the discharge of pollutants to groundwater is prohibited. Should a threat of groundwater contamination occur, the Director may require groundwater monitoring to properly assess the degree of the problem and the Director may require that the permittee undertake measures to abate any such discharge and/or contamination.

#### H. DEFINITIONS

1. Average monthly discharge limitation - means the highest allowable average of "daily discharges" over a calendar month, calculated as the sum of all "daily discharges" measured during a calendar month divided by the number of "daily discharges" measured during that month (zero discharge days shall not be included in the number of "daily discharges" measured and a less than detectable test result shall be treated as a concentration of zero if the most sensitive EPA approved method was used).
2. Average weekly discharge limitation - means the highest allowable average of "daily discharges" over a calendar week, calculated as the sum of all "daily discharges" measured during a calendar week divided by the number of "daily discharges" measured during that week (zero discharge days shall not be included in the number of "daily discharges" measured and a less than detectable test result shall be treated as a concentration of zero if the most sensitive EPA approved method was used).
3. AWPCA - means the Alabama Water Pollution Control Act.
4. Bypass - means the intentional diversion of waste streams from any portion of a treatment facility.
5. Daily discharge - means the discharge of a pollutant measured during any consecutive 24 hour period in accordance with the sample type and analytical methodology specified by the discharge permit.
6. Daily maximum - means the highest value of any individual sample result obtained during a day.
7. Daily minimum - means the lowest value of any individual sample result obtained during a day.
8. Day - means any consecutive 24-hour period.
9. Department - means the Alabama Department of Environmental Management.
10. Director - means the Director of the Department.
11. Discharge - means "[t]he addition, introduction, leaking, spilling or emitting of any sewage, industrial waste, pollutant or other waste into waters of the state". Code of Alabama 1975, Section 22-22-1(b)(9).
12. Discharge monitoring report (DMR) - means the form approved by the Director to accomplish reporting requirements of an NPDES permit.
13. EPA - means the United States Environmental Protection Agency.
14. FWPCA - means the Federal Water Pollution Control Act.
15. Permit application - means forms and additional information that is required by ADEM Administrative Code Rule 335-6-6-.08 and applicable permit fees.
16. Point source - means "any discernible, confined and discrete conveyance, including but not limited to any pipe, channel, ditch, tunnel, conduit, well, discrete fissure, container, rolling stock, concentrated animal feeding operation, or vessel or other floating craft, . . . from which pollutants are or may be discharged." Section 502(14) of the FWPCA, 33 U.S.C. Section 1362(14).

17. Pollutant - includes for purposes of this permit, but is not limited to, those pollutants specified in Code of Alabama 1975, Section 22-22-1(b)(3) and those effluent characteristics specified in Provision I. A. of this permit.
18. Severe property damage - means substantial physical damage to property, damage to the treatment facilities which causes them to become inoperable, or substantial and permanent loss of natural resources which can reasonably be expected to occur in the absence of a bypass. Severe property damage does not mean economic loss caused by delays in production.
19. Upset - means an exceptional incident in which there is an unintentional and temporary noncompliance with technology-based permit discharge limitations because of factors beyond the reasonable control of the permittee. An upset does not include noncompliance to the extent caused by operational error, improperly designed treatment facilities, inadequate treatment facilities, lack of preventive maintenance, or careless or improper operation.
20. Waters - means "[a]ll waters of any river, stream, watercourse, pond, lake, coastal, ground or surface water, wholly or partially within the state, natural or artificial. This does not include waters which are entirely confined and retained completely upon the property of a single individual, partnership or corporation unless such waters are used in interstate commerce." Code of Alabama 1975, Section 22-22-1(b)(2). Waters "include all navigable waters" as defined in Section 502(7) of the FWPCA, 22 U.S.C. Section 1362(7), which are within the State of Alabama.
21. Week - means the period beginning at twelve midnight Saturday and ending at twelve midnight the following Saturday.

#### I. SEVERABILITY

The provisions of this permit are severable, and if any provision of this permit or the application of any provision of this permit to any circumstance is held invalid, the application of such provision to other circumstances, and the remainder of this permit, shall not be affected thereby.

A. EFFLUENT TOXICITY LIMITATIONS AND BIOMONITORING REQUIREMENTS

1. The permittee shall perform short-term chronic toxicity screening tests on the wastewater discharges required to be tested for chronic toxicity by Part I of this permit. The tests shall be performed in accordance with the latest edition of the "EPA Short-Term Methods for Estimating the Chronic Toxicity of Effluents and Receiving Waters to Freshwater Organisms." The Larval Survival and Growth Test Method 1000.0, Section 11, shall be used for the fathead minnow (*Pimephales promelas*) test and the Survival and Reproduction Test Method 1002.0, Section 13 shall be used for the *Ceriodaphnia* test.
2. Biomonitoring test results obtained during each monitoring period shall be summarized and reported using the appropriate report form approved by the Department and shall be submitted so that the report is received by the Department no later than 28 days following the last day of the monitoring period.
3. A minimum of three (3) 24 hour composite samples shall be obtained for use in each of the above biomonitoring tests. The holding time for each composite sample shall not exceed 36 hours. [The samples shall be diluted, using an appropriate control water, to the Instream Waste Concentration (IWC) which is 2.8 percent effluent. The IWC is the actual concentration of effluent, after mixing, in the receiving stream during a 7-day 10-year low flow period.] "or" [The tests shall be performed using undiluted effluent.] The control water shall be a water prepared in the laboratory in accordance with the EPA procedure referenced above or another control water selected by the permittee and approved by the Department.
4. Effluent toxicity tests in which the control survival is less than 80% or in which the other requirements of the EPA Test Procedure are not met shall be unacceptable and the permittee shall not report the test results and shall rerun the test, except when the test results indicate no significant difference between the control and test, the test may be reported and not rerun.
5. Any test results that show a statistically significant difference between the control and the test at the 95% confidence level indicate chronic toxicity and constitute noncompliance with this permit. To determine the extent and duration of the toxic condition, the permittee shall perform two additional chronic toxicity tests in accordance with these procedures. The toxicity tests shall be performed once per week and shall be performed during the first two calendar weeks following the date on which the permittee became aware of the permit noncompliance and the results of these tests shall be submitted no later than 28 days following the month in which the tests were performed.
6. After evaluation of the results of the follow-up tests, the Department will determine if additional action is appropriate and may require additional testing and/or toxicity reduction measures.
7. The following information in the format shown shall be submitted with each discharge monitoring report. The Department may at any time suspend or reinstate this requirement or may decrease or increase the frequency of submittals.

Introduction

1. Facility name and location
2. Permit number
3. Toxicity testing requirements of permit
4. Name of receiving water body

Plant Operations

1. Raw materials and end product(s)
2. Operating schedule
3. Description of waste treatment
4. Retention time (if applicable)
5. Design flow of treatment facility at time of sampling

Source of Effluent and Dilution Water

1. Effluent samples
  - a. Sampling point
  - b. Collection dates and times
  - c. Sample collection method
  - d. Physical and chemical data  
(volume of waste flow, dissolved oxygen, water temperature, pH, alkalinity, hardness, specific conductance)

2. Dilution Water

- a. Source
- b. Collection/preparation date(s) and time(s)
- c. Pretreatment (if applicable)
- d. Physical and chemical characteristics (dissolved oxygen, water temperature, pH, alkalinity, hardness, specific conductance)

Test Methods

1. Toxicity test method utilized
2. End point(s) of test
3. Deviations from referenced method, if any, and reasons
4. Date and time test started
5. Date and time test terminated
6. Type and volume of test chambers
7. Volume of solution per chamber
8. Number of organisms per test chamber
9. Number of replicate test chambers per treatment
10. Test temperature (mean and range)

Test Organisms

1. Scientific name
2. Life stage and age
3. Source
4. Disease treatment (if applicable)

Quality Assurance

1. Standard toxicant utilized and source
2. Date and time of most recent test
3. Dilution water utilized in test
4. Results (LC50, NOEC, etc.)
5. Physical and chemical methods utilized

Results

1. Provide copies of laboratory bench sheets of all raw data
  - a. Physical/chemical data for test concentrations
  - b. Biological data - daily records on organisms
2. Indicate statistical methods utilized to calculate endpoints and provide copies of calculations.
3. Provide summary tables of calculations (LC50, NOEC, etc.) and physical/chemical data.

Adapted from "Short-Term Methods for Estimating the Chronic Toxicity of Effluents and Receiving Waters to Freshwater Organisms", Second Edition, Weber, C.L., et al., March 1989 (EPA/600/4-89/001), Section 9, Report Preparation

## PART IV

## B. BEST MANAGEMENT PRACTICES (BMP) PLAN

1. **Plan Content.** The permittee shall prepare and implement a best management practices plan (BMP) which shall:
  - a. Provide sediment control sufficient to prevent or control pollution of storm water by particles to the degree required to maintain compliance with this permit;
  - b. Prevent the spillage or loss of fluids, oil, grease, gasoline, etc. from vehicle and equipment maintenance and repair activities and thereby prevent the contamination of storm water from these substances;
  - c. Prevent or minimize the storm water contact with residual washdown water;
  - d. Prevent or minimize storm water contact with any other pollutants present at the permittees facility;
  - e. Designate by position or name the person or persons responsible for the day to day implementation of the BMP;
  - f. Provide for daily inspection, on workdays, of any structures that function to prevent storm water pollution or to remove pollutants from storm water and of the facility in general to ensure that the BMP is continually implemented and effective;
  - g. Include a diagram of the facility showing the locations where storm water exits the facility, the locations of any structures or other mechanisms intended to prevent pollution of storm water or to remove pollutants from storm water; and
  - h. Include measures to drain vehicles of all fluids, lubricants, and coolants and provide proper containment for these so as to prevent their contamination of runoff from the site.
  - i. Prevent storm water from flowing onto the active portion of the landfill from adjacent areas;
  - j. Prevent or minimize the storm water contact with wastes being disposed of in the landfill;
  - k. If leachate is produced at the landfill, provide for prevention of the mixing of leachate with discharged storm water;
  - l. Provide for the use and disposal of any material used to absorb spilled fluids that could contaminate storm water;
  - m. Prohibit the washing of interior of tank truck trailers, or railroad tank cars;
  - n. Permittees using solvents must develop a solvent management plan. The solvent management plan shall include as a minimum lists of the total organic compounds used; the method of disposal used instead of dumping, such as reclamation, contract hauling; and the procedures for assuring that toxic organics are not discharged into waters of the state in toxic amounts.
  - o. Provide for the proper disposal of all used oils, hydraulic fluids, solvent degreasing material, etc. in accordance with good management practices and any applicable state or federal regulations;
2. **Compliance Schedule.** The permittee shall prepare and fully implement the BMP no later than 180 days from the effective date of this modification.
3. **Department Review**
  - a. When requested by the Director or his designee, the permittee shall make the BMP available for Department review.
  - b. The Director or his designee may notify the permittee at any time that the BMP is deficient and require correction of the deficiency.
  - c. The permittee shall correct any BMP deficiency identified by the Director or his designee within 30 days of receipt of notification and shall certify to the Department that the correction has been made and implemented.
4. **Administrative Procedures**
  - a. A copy of the BMP shall be maintained at the facility and shall be available for inspection by representatives of the Department.

- b. A log of the daily inspections required by Part IV.A. of this Permit shall be maintained at the facility and shall be available for inspection by representatives of the Department. The log shall contain records of all inspections performed for the last three years and each daily entry shall be signed by the person performing the inspection.
- c. The permittee shall provide training for any personnel required to implement the BMP and shall retain documentation of such training at the facility. This documentation shall be available for inspection by representatives of the Department. Training shall be performed prior to the date that implementation of the BMP is required.

#### PART IV

### C. STORM WATER FLOW MEASUREMENT AND SAMPLING

#### 1. STORM WATER FLOW MEASUREMENT

- a. All storm water samples shall be collected from the discharge resulting from a storm event that is greater than 0.1 inches.
- b. The total volume of storm water discharged for the event must be monitored, including the date and duration (in hours) and rainfall (in inches) for the storm event(s) sampled. The duration between the storm event sampled and the end of the previous measurable (greater than 0.1 inch rainfall) storm event must be a minimum of 72 hours. This information must be recorded as part of the sampling procedure and records retained according to Part I.B.4.b. of this permit.
- c. The volume may be measured using flow measuring devices, or estimated based on a modification of the Rational Method using total depth of rainfall, the size of the drainage area serving a storm water outfall, and an estimate of the runoff coefficient of the drainage area. This information must be recorded as part of the sampling procedure and records retained according to Part I.B.4.b. of this permit.

#### 3. STORM WATER SAMPLING

- a. A grab sample, if required by this permit, shall be taken during the first thirty minutes of the discharge (or as soon thereafter as practicable); and a flow-weighted composite sample, if required by this permit, shall be taken for the entire event or for the first three hours of the event.
- b. All test procedures will be in accordance with Part I.B.2. of this permit.

ALABAMA DEPARTMENT OF ENVIRONMENTAL MANAGEMENT  
WATER DIVISION - INDUSTRIAL BRANCH  
NONCOMPLIANCE NOTIFICATION FORM

PERMITTEE NAME: \_\_\_\_\_

PERMIT NUMBER: \_\_\_\_\_

FACILITY LOCATION: \_\_\_\_\_

DMR REPORTING PERIOD: \_\_\_\_\_

1. DESCRIPTION OF DISCHARGE:

NONCOMPLIANCE PARAMETER(S):

CAUSE OF NONCOMPLIANCE: (Attach additional pages if necessary)

2. PERIOD OF NONCOMPLIANCE: (Include exact date(s) and time(s) or, if not corrected, the anticipated time the noncompliance is expected to continue):

3. DESCRIPTION OF STEPS TAKEN AND/OR BEING TAKEN TO REDUCE OR ELIMINATE THE NONCOMPLYING DISCHARGE AND TO PREVENT ITS RECURRENCE (attach additional pages if necessary):

\_\_\_\_\_  
NAME AND TITLE OF RESPONSIBLE OFFICIAL (type or print)

\_\_\_\_\_  
SIGNATURE OF RESPONSIBLE OFFICIAL

\_\_\_\_\_  
DATE SIGNED





Leigh Pegues, Director

Jim Folsom  
Governor

Mailing Address:  
PO BOX 301463  
MONTGOMERY AL  
36130-1463

Physical Address:  
1751 Cong. W. L.  
Dickinson Drive  
Montgomery, AL  
36109-2608

(205) 271-7700  
FAX 271-7950  
270-5612

Field Offices:

110 Vulcan Road  
Birmingham, AL  
35209-4702  
(205) 942-6168  
FAX 941-1603

400 Well Street  
P. O. Box 953  
Decatur, AL  
35602-0953  
(205) 353-1713  
FAX 340-9359

2204 Perimeter Road  
Mobile, AL  
36615-1131  
(205) 450-3400  
FAX 479-2593

FACT SHEET

APPLICATION FOR  
NATIONAL POLLUTANT DISCHARGE ELIMINATION SYSTEM  
PERMIT TO DISCHARGE TREATED WASTEWATERS  
TO WATERS OF THE STATE OF ALABAMA

Date: August 30, 1993

Prepared By: Phillip D. Davis

NPDES Permit No. AL0002658

1. SYNOPSIS OF APPLICATION

- a. Name and Address of Applicant and Location if Different From Mailing Address

COLONEL PATRICK KIRBY, COMMANDER  
ANNISTON ARMY DEPOT  
ATTN: RONALD GRANT  
SDSAN - DEL - EMD  
ANNISTON, ALABAMA 36201-5080

- b. Description of Applicant's Facility or Activity Generating the Discharge

INDUSTRIAL MILITARY INSTALLATION

- c. Applicant's Receiving Waters

Receiving Waters

Classification

CHOCOLOCCO CREEK

Fish and Wildlife

DRY CREEK

Fish and Wildlife

UNNAMED TRIBUTARY CANE CREEK

Fish and Wildlife

- d. Quantitative Description of Proposed Discharges

See attached draft permit and permit application

2. PROPOSED DISCHARGE LIMITATIONS

See attached draft permit

3. STATEMENT OF BASIS FOR PERMIT LIMITATIONS

See attached permit rationale

4. **PROCEDURES FOR THE FORMULATION OF FINAL DETERMINATIONS**

a. **Comment Period**

The Alabama Department of Environmental Management proposed to issue an NPDES permit to this applicant subject to the effluent limitations and special conditions outlined above. These determinations are tentative.

Interested persons are invited to submit written comments on the permit application or on proposed determinations to the following address:

Alabama Department of Environmental Management  
1751 Dickinson Drive  
Montgomery, Alabama 36130  
205/271-7700

All comments received prior to the closure of the public notice period (see attached public notice) will be considered in the formulation of final determinations with regard to this application.

b. **Public Hearing**

The Director will hold a public hearing if there is a significant degree of public interest in a proposed permit or group of permits. The Director may hold a public hearing if he determines that useful information and data may be obtained thereby. Public notice of such a hearing will be published at least 30 days prior to the hearing in a newspaper having general circulation in the geographical area of the discharge and will be mailed to those on the ADEM mailing list at least thirty days prior to the hearing.

c. **Issuance of the Permit**

Upon the expiration of the comment period and, if applicable, completion of the public hearing process a response to all significant comments will be prepared. After consideration of all comments received during the notice period or as the result of a public hearing, the response to comments, and of the requirements of the Alabama Water Pollution Control Act and appropriate regulations, the Director will make a final decision regarding permit issuance. The permit record, including the response to comments, will be available to the public and an appointment to review the record may be made by writing the Industrial Branch Chief.

Unless a request for a stay of a permit or permit provision is granted, the proposed permit contained in the Director's determination shall be issued and effective and will be the final action of the Alabama Department of Environmental Management.

d. **Appeal Procedures**

Any person adversely affected by the Director's final decision may submit an appeal or a request for a stay of the permit or one or more provisions of the permit within 15 days of the notice described above to the Alabama Environmental Management Commission. Such requests must be received by the Chairperson, Alabama Environmental Management Commission, 1751 Dickinson Drive, Montgomery, AL 36130 within the 15 day period. All requests must:

- (i) State the name and address of the person making such request;
- (ii) Identify the interest of the appellant which is affected by the proposed issuance, denial or modification of the permit contained in the determination of the Director, and explain how and to what extent that interest would be directly and adversely affected by such determination;
- (iii) Identify any persons whom the request represents;
- (iv) State with particularity the issues proposed to be considered at the hearing; and
- (v) Include any terms and conditions with which the appellant proposes to revise or replace the determinations of the Director.

The Commission may rule on the appeal or may hold an appeals hearing prior to making a ruling.

ADEM PERMIT RATIONALE

DATE: August 30, 1993

PREPARED BY: Phillip D. Davis

NAME:

U S ARMY - ANNISTON ARMY DEPOT

LOCATION:

Anniston, Alabama

PERMIT NUMBER:

AL0002658

PERMIT IS A MODIFICATION

*Discharge Serial Numbers & Descriptions:*

- DSN001: Wastewater from East Area Wastewater Treatment System*
- DSN001a: Industrial wastewater treatment facility which discharges through DSN001.*
- DSN002: Groundwater from metal finishing facility.*
- DSN003: Treated groundwater to Choccolocco Creek.*
- DSN004: Land application of wastewaters from the Lance Missile fueling facility.*
- DSN005-009: Stormwater vehicle and equipment parking and maintenance areas and noncontact cooling water.*
- DSN010: Stormwater from sewage treatment plant.*
- DSN011-012: Storage of inoperable military vehicles.*
- DSN013: Stormwater discharges which do not contain leachate from the sanitary landfill.*
- DSN014-016: Stormwater from industrial sites related to military activities.*
- DSN017: Stormwater from land application site for the Lance Missile fueling facility.*

*Discussion:*

*DSN001B:*

*This outfall is being deleted at the request of the permittee due to the discontinuation of the discharge from the phenols treatment system.*

*DSN003:*

*This outfall was previously permitted as DSN004, which with DSN003 and DSN005 discharged treated groundwater to Dry Creek. As a result of recent problems in maintaining compliance with the water quality based limitations imposed on these outfalls, the permittee has requested a permit modification to relocate the three outfalls to a single discharge to Choccolocco Creek. By doing so, the groundwater could be centrally treated and the discharge would be given the benefit of a greater dilution flow in the receiving stream. The proposed modification would replace the previous permit limits with once per week monitoring of the treated groundwater for trichloroethylene, Cis & transdichloroethylene, methylene chloride, 1,1,1 - trichloroethane and phenols. Best engineering judgement dictates that this monitoring should sufficiently protect Choccolocco Creek from water quality impacts since dilution of the effluent is much more prevalent.*

DSN005 - DSN009:

*These outfalls include the discharge of stormwater from vehicle maintenance areas and noncontact cooling waters from equipment located in several industrial buildings. The permit proposes once per six months monitoring of the stormwater for flow, pH, BETX, naphthalene, total phosphates, total suspended solids and oil and grease. Additional, annual monitoring for total recoverable lead is proposed.*

*A best management practices (BMP) plan is required to minimize the potential for pollutants coming in contact with stormwater runoff. A daily maximum oil & grease limit of 15 mg/l is proposed for these outfalls to determine the effectiveness of the BMP.*

DSN010: =

*This outfalls authorizes the discharge of stormwater from the sewage treatment plant. Yearly monitoring for flow, pH, biochemical oxygen demand, total suspended solids, and ammonia-nitrogen should sufficiently quantify any stormwater impacts.*

DSN011 - DSN012:

*The outfalls address stormwater discharges from the storage of inoperable military vehicles. Annual monitoring for flow, pH, BETX, naphthalene, cadmium, copper, lead, zinc, and iron is proposed along with semi-annual sampling for oil & grease and suspended solids. A maximum oil & grease limit of 15 mg/l should gauge the effectiveness vehicles be drained of fluids and lubricants prior to moth balling.*

DSN013:

*The discharge of stormwater from the Depot's sanitary landfill is include in this outfall. The discharge of landfill leachate is not authorized under this permit, which requires once per six months monitoring for lead, zinc, iron, chemical oxygen demand and total organic carbon as leachate indicators. Additionally, the permit requires stormwater sampling for flow, pH, biochemical oxygen demand, oil & grease, dissolved solids and suspended solids. Limits on oil & grease and suspended solids of 15 mg/l and 70 mg/l, respectively, should determine the effectiveness of BMP on the landfill operations.*

DSN014 - DSN016:

*These outfalls are for the discharges of stormwater form the hazardous waste storage area, propellant burning grounds, and ammunition deactivation areas. Baseline stormwater sampling results submitted with the application indicates these outfalls are similar. As such, identical annual monitoring for flow, pH, suspended solids, lead, zinc, oil & grease, and organic nitrogen is proposed for each outfall. An oil & Grease limit of 15 mg/l should determine the effectiveness of the BMP.*

Page Three  
U S Army - Anniston Army Depot  
Rationale

DSN0017:

*This outfall covers the discharge of stormwater from the land application site for the Lance missile fueling facility. This outfall will only be sampled in years during which the land application system is operational. Samples must be taken during the first acceptable storm event following the land application of wastewaters. Monitoring shall be for the same parameters of concern in the sprayfield outfall: flow, pH, nitrate nitrogen, sodium, fluoride, lead, and zinc.*

*The requirements imposed under this modification are BEJ and are considered equivalent to BAT/BCT.*

*The permit requires the BMP plan be fully implemented with 180 days of the effective date of the modification.*

WATER QUALITY  
(continued)

WASTEWATER

- IX.F.14.\*** *Is the sewage treatment plant operated by the installation?* YES
- IX.F.14.a.** *If YES, describe the operating history (e.g., permit status, violations, enforcement actions) since 1990:*  
 Currently ANAD is in compliance with Ala NPDES permit # AL0002658. Concerning just the Domestic Sewage Treatment Plant, in 1990 we had 12 violations; in 1991 we had 11 violations; in 1992 we had 3 violations; in 1993 we had 1 violation and so far in 1994 we have had no violations. Were no enforcement actions.
- IX.F.14.b.\*** *What is the remaining life expectancy of the plant?*  
 Evaluation study being done now to determine life expectancy. Report expected Dec 94.
- IX.F.14.c.\*** *Are there any suspected problems?* NO
- IX.F.14.c.(1)\*** *If YES, describe:* NOT APPLICABLE
- IX.F.14.d.** *Has the plant been upgraded?* YES
- IX.F.14.d.(1)** *If YES, list date (mm/yy):* 1981; 1985; 1988; 1993
- IX.F.14.d.(2)** *Describe upgrade:*  
 1) Sludge drying bed cover installed: 2) Additional drying beds added: 3) Complete upgrade  
 4) Chlorinator
- IX.F.14.e.\*** *Are there plans to upgrade or replace the facility?* YES
- IX.F.14.e.(1)\*** *If YES, describe scope of plans and expected start and complete dates:*  
 1) Install U.V. treatment system in 1995: 2) At this time we are also evaluating the situation with US Army Corps of Engineers, contract NO. DACA01-94-D-005
- IX.F.14.f.\*** *Does the installation provide sewage treatment for the local community?* NO
- IX.F.14.f.(1)\*** *If YES, if the installation's operations increased due to base realignment, would the influent from the community need to be reduced?*  
NOT APPLICABLE

**WATER QUALITY**  
(continued)

**IX.F.14.f.(1)(a)\*** *If YES, what percent increase would require a reduction of influent from the community?* NOT APPLICABLE

**IX.F.14.f.(1)(b)\*** *Does the community have an alternate sewage treatment system?* YES

**IX.F.15.\*** *Does the installation operate an industrial wastewater treatment plant?* YES

**IX.F.15.a.\*** *If YES, describe the operating history (e.g., permit status, violations, enforcement actions) since 1990:*

Currently ANAD IWTP is in compliance with AL NPDES permit # AL0002658. In 1990 we had 17 violations; in 1991 we had 29 violations; in 1992 we had 1 violation; in 1993 we had no violations; in 1994 so far we have had no violations.

**IX.F.15.b.\*** *What is the remaining life expectancy of the plant?*

Evaluation study being done now to determine life expectancy. Report expected Dec 94.

**IX.F.15.c.\*** *Are there any suspected problems?* NO

**IX.F.15.c.(1)\*** *If YES, describe:* NOT APPLICABLE

**IX.F.15.d.** *Has the plant been upgraded?* YES

**IX.F.15.d.(1)** *If YES, list date (mm/yy):*

1) 1988; 2) 1981; 3) 1988; 4) 1989; 5) 1993

**IX.F.15.d.(2)** *Describe upgrade:*

1) Chrome treatment reactors replaced: 2) Complete upgrade: 3) New sludge tanks: 4) Larox  
5) Sodium Hydroxide Tank

**IX.F.15.e.\*** *Are there plans to upgrade or replace the facility?* YES

**IX.F.15.e.(1)\*** *If YES, describe scope of plans and expected start and complete dates:*

At this time we are evaluating the situation with the US Army Corps of Engineers, contract No. DACA01-99-D-005, Wastewater Treatment Plant Study.

**IX.F.15.f.\*** *Does the installation provide industrial wastewater treatment for the local community?* NO



**IX.F.15. f.(1)\*** *If YES, if the installation's operations increased due to base realignment, would the influent from the community need to be reduced?*

NOT APPLICABLE

**IX.F.15.f.(1)(a)\*** *If YES, what percent increase would require a reduction of influent from the community?*

NOT APPLICABLE

**IX.F.15.f.(1)(b)\*** *Does the community have an alternate industrial wastewater treatment system?*

NO

**IX.F.16.** *Refer to Section G and list all actual and planned wastewater compliance costs for fiscal years 1994 - 2001.*





## SECTION G

## COMPLIANCE AND CLEANUP COSTS

IX.G.1. Provide compliance cost data for each of the following program areas for fiscal years 1994 - 2001:

Project	Actual 1994	Fiscal Year of Review Planned						
		1995	1996	1997	1998	1999	2000	2001
Air Quality	8604							
RCRA								
Hazardous Waste	220000	1617000	1625000	1650000	1675000	1700000	1725000	1750000
Solid Waste	200000	240000	245000	250000	255000	260000	265000	265000
USTs	1751000	1446000	617000	16	1	1	1	1
Water Quality								
Groundwater/Potable								
Surface Water								
Wastewater								
Management Cost								

IX.G.2. Provide cleanup cost data for each of the following program areas for fiscal years 1994 - 2001: Costs from Installation Action Plan

Project	Actual 1994	Fiscal Year of Review Planned						
		1995	1996	1997	1998	1999	2000	2001
DERA Restoration (CERCLA)	6065	7210	2120	2405	5915	16500	2400	
Asbestos E12	2708							
Radon	0							
Lead-Based Paint	0							
Management Cost								

**IX.G.3.\*Provide compliance and cost data for any projects not listed above for fiscal years 1994 - 2001:**

NOTE: IRP DERA Project costs from 1383's attached.  
PCB cleanup cost for FY94 was ~\$1000.



Part X



KR

X1. LOGICAL: BUS  
PHYSICAL: STAR  
802.3/10BT/UNSHIELDED TWISTED PAIR  
802.3/ETHERNET/FIBER/BACKBONE

X2. ITEM	MODEL	QUANTITY
SYNOPTICS CONCENTRATOR	MODEL 3800	1
SYNOPTICS 10BT MODULE	MODEL 3308	3
SYNOPTICS 10BF MODULE	MODEL 3304	1
SYNOPTICS 10BT HUB	MODEL 2814	1
SYNOPTICS 10BF HUB	MODEL 2804	1
SYNOPTICS NETWORK MGMT	MODEL 3313A	1
EVEREX FILE SERVER INTEL DXR	MODEL 486VL/E100	1
TRANSCEIVERS CABLETRON	MODEL TMS-3	2
SYNOPTICS ROUTER	MODEL 3800-03	1
RACAL DSU/CSU	MODEL 9600	2

X3. YES

X4. 60

X5. NETWORK OPERATING SYSTEM:	PLATFORM:
BANYAN VINES 5.3	EVEREX 486 VL
TCP/IP	
IPX/SPX	

X6. AIS, DSS, EMACS, BOSS, DBMS (APCAPS); WORD PROCESSING  
CCMAIL, ELM EMAIL, MIS, SDS, LINK, ARMS, DAMPS.

SOURCE: Purchase orders and site surveys completed during 3rd/4th  
QTR 94.





Part XI

---



ACTIVITY: KR

PART XI: COBRA DATA CALL QUESTIONS

XI.1. 27.5 Tons (Estimated) - Books, files, microfiche, computer software and regulations.

XI.2.

<b>COSTS</b>	<b>EXPLANATION</b>
\$13,200	60 days @ \$110/day for 2 employees for calibration of TMDE
\$500,000	Disassembly(\$250,000) and re-assembly(\$250,000) of 75 Ton gantry crane.
\$500,000	Cleaning/grubbing/grading construction for Railroad and dock for installation and use of 75 Ton crane. *
\$170,000	Cleaning System Installation - vapor degreaser, cranes (2-one ton bridge cranes), drying ovens, paint booth and 12 vats.
\$100,000	Disassemble / reassemble modular furniture.
\$300,000	Disassemble(\$150,000) / reassemble and install (\$150,000) 3 each bridge cranes.*
\$215,473	Replace communication equipment owned by ANAD (host) ,i.e., BIUs, modems, IBM 7171s, fileservers, communication hubs, and installation hardware.**
\$6,000	Install communication equipment and installation hardware. **
\$8,407	Installation of phone systems. **
\$450,000	Fiber-optics costs for DDAA.
\$155,825	One-time movement costs of 6,700.4 tons of mission and support equipment. (Includes 27.5 tons from XI.1) ***
\$365,000	Replacement cost for hand tools currently supplied to DDAA by ANAD (host) in accordance with ISSA.
<b>\$2,783,905</b>	<b>TOTAL ONE TIME COST</b>
	*Installation costs estimates are for an area that is similar physically and geologically. Different soils, i.e. sandy and marshy, would increase installation costs for Gantry crane system and bridge cranes.
	**Non-availability of like-communication networks would also increase installation costs.
	*** Movement costs - estimated for a distance of 300 miles.

XI.3 \$278,390.50 Miscellaneous Contingency for costs unknown (10% of Total Costs)



# PART II



II.A.1., II.A.2., II.A.3., II.A.4.

Activity: Defense Distribution Depot Warner Robins Georgia (DDWG)  
Duty Station: 450 5th Street  
 Robins AFB, GA 31098

<u>Organization</u>	<u>Number of Employees</u>	<u>Military</u>		<u>Civilians</u>	
		<u>Auth</u>	<u>Asqd</u>	<u>Perm</u>	<u>Temp</u>
Defense Distribution Depot (DDWG) Warner Robins Georgia	820				
Office of Commander (D)	2				
1 Mil 0-6 (M)		1	1		
1 GS-318-7					1
Deputy (DD)	5				
1 GM-2030-14 (M)					1
4 GS-2030-11					4
Product Receipt and Evaluation Division (E)	2				
0 Mil 0-4 Deputy (S)		1	0		
1 GM-2030-13 (S)					1
1 GS-318-5					1
Documentation Branch (ED)	27				
1 GS-2005-9 (S)					1
2 GS-2005-7					2
5 GS-2005-5					5
19 GS-2005-4					19
Receipt/Inspection Branch (ER)	74				
1 GS-318-4					1
1 WS-7004-10 (S)					1
5 WS-6912-7 (S)					5
52 WG-6912-7					52
10 WG-6907-6					10
1 WG-5704-5					1
3 WG-6907-5					3
1 WG-3502-2					1
3 WG-6907-5					1

Activity: NL (DDWG)

<u>Organization</u>	<u>Number of Employees</u>	<u>Military</u>		<u>Civilians</u>	
		<u>Auth</u>	<u>Asgd</u>	<u>Perm</u>	<u>Temp</u>
Stock Readiness Branch (ES)	69				
2 GS-2005-7				2	
1 GS-318-4				1	
1 GS-2005-4				1	
1 GS-318-3				1	
1 WS-7004-10 (S)				1	
3 WG-6910-7				3	
13 WG-7004-7				13	
5 WS-7004-6 (S)				5	
40 WG-7004-6				40	
1 WG-7004-5				1	
1 WG-3502-3				1	
Warehousing Division I (S)	2				
1 GM-2030-13 (M)				1	
1 GS-318-5				1	
Automated Warehousing System (SA) Storage Branch	4				
1 GS-2030-11 (S)				1	
1 GS-2003-9				1	
1 GS-344-7				1	
1 GS-2005-4				1	
Automated Warehousing System (SAA) Storage Team A	64				
4 WS-6912-7 (S)				4	
16 WG-6912-7				16	
19 WG-6907-6				19	
1 WG-5704-5				1	
24 WG-6907-5				24	
Automated Warehousing System (SAB) Storage Team B	24				
2 WS-6912-7 (S)				2	
3 WG-6912-7				3	
7 WG-6907-6				7	
12 WG-6907-5				12	



Activity: NL (DDWG)

<u>Organization</u>	<u>Number of Employees</u>	<u>Military</u>		<u>Civilians</u>	
		<u>Auth</u>	<u>Asgd</u>	<u>Perm</u>	<u>Temp</u>
Material Transport Branch (ST)	59				
1 GS-2005-4				1	
1 WS-5703-8 (S)				1	
9 WG-5703-8				9	
4 WS-6910-7 (S)				4	
23 WG-6910-7				23	
6 WG-6912-7				6	
2 WG-6907-6				2	
1 WS-6910-6 (S)				1	
4 WG-6190-6				4	
2 WG-6907-5				2	
6 WG-6910-5				6	
Warehouse Inventory Control (SW)	3				
System Storage Branch					
1 GS-2030-12 (S)				1	
1 GS-318-4				1	
1 GS-303-3				1	
Warehouse Inventory Control (SWA)	49				
System Storage Branch					
1 GS-303-3				1	
1 GS-303-2				1	
3 WS-6912-7 (S)				3	
13 WG-6912-7				13	
13 WG-6907-6				13	
18 WG-6907-5				18	
Material Support Team (SWB)	9				
1 GS-2005-5				1	
1 GS-2005-4				1	
1 WS-6912-7 (S)				1	
2 WG-6912-7				2	
4 WG-6907-6				4	
Transportation Division (T)	3				
1 Mil O-5 Chief (M)		1	1		
1 GS-2150-12 (S)				1	
1 GS-318-5				1	
Freight Terminal Branch (TF)	28				
1 GS-2005-4				1	
1 WS-6907-10 (S)				1	
4 WG-4602-7				4	
1 WS-4602-6 (S)				1	
19 WG-6907-6				19	
1 WS-6907-5 (S)				1	
1 WG-3502-2				1	

Activity: NL (DDWG)

<u>Organization</u>	<u>Number of Employees</u>	<u>Military</u>		<u>Civilians</u>	
		<u>Auth</u>	<u>Asqd</u>	<u>Perm</u>	<u>Temp</u>
Packing Branch (TP)	56				
1 GS-318-4				1	
1 WS-7002-10 (S)				1	
1 WS-4604-7 (S)				1	
4 WG-4604-7				4	
2 WG-7002-7				2	
3 WS-7002-6 (S)				3	
42 WG-7002-6				42	
1 WG-5704-5				1	
1 WG-3502-2				1	
Freight Routing and Billing (TSA)	13				
1 GS-2101-11				1	
1 GS-2131-9				1	
2 GS-2144-8				2	
1 GS-2101-7				1	
3 GS-2131-7				3	
1 GS-2131-6				1	
4 GS-2134-4				4	
Customer Service/ (TSB) Overages, Shortages, and Damages	12				
1 GS-2131-8				1	
2 GS-2135-6				2	
4 GS-2134-5				4	
2 GS-2135-5				2	
1 GS-2144-5				1	
2 GS-2134-4				2	
Planning and Data Management (TSC)	17				
1 GS-2101-11 (S)				1	
1 GS-2101-9				1	
1 GS-2130-9				1	
8 GS-2131-8				8	
4 GS-2131-7				4	
1 GS-318-4				1	
1 GS-2134-4				1	
Packaging and Labeling System (TSD) Team	4				
1 GS-2102-8 (S)				1	
2 GS-2134-4				2	
1 GS-2134-3				1	
Warehousing Division II (U)	3				
1 Mil 0-5 Chief (M)		1	1		
1 GM-2030-13 (S)				1	
1 GS-318-5				1	

Activity: NL (DDWG)

<u>Organization</u>	<u>Number of Employees</u>	<u>Military</u>		<u>Civilians</u>	
		<u>Auth</u>	<u>Asgd</u>	<u>Perm</u>	<u>Temp</u>
Bulk Storage Branch (UB)	2				
1 GS-2030-11				1	
1 GS-326-4				1	
Bulk Storage Team A (UBA)	13				
1 GS-2005-5				1	
1 WS-6912-7				1	
5 WG-6912-7				5	
4 WG-6907-6				4	
2 WG-6907-5				2	
Bulk Storage Team B (UBB)	11				
1 WS-6912-7 (S)				1	
2 WG-6912-7				2	
3 WG-6907-6				3	
5 WG-6907-5				5	
Bulk Storage Team C (UBC)	13				
1 GS-2005-6 (S)				1	
1 GS-2005-4				1	
7 WG-6912-7				7	
3 WG-6907-6				3	
1 WG-6907-5				1	
Bulk Storage Team D (UBD)	11				
1 WS-5725-8 (S)				1	
4 WG-5725-8				4	
4 WG-6912-7				4	
2 WG-6907-6				2	
Bulk Storage Team E (UBE)	12				
2 GS-2005-4				2	
1 WG-6902-7				1	
1 WS-6912-7 (S)				1	
2 WG-6912-7				2	
3 WG-6907-6				3	
2 WG-6907-5				2	
1 WG-6907-3				1	
Kit Assembly Team (UBF)	17				
3 GS-2005-5				3	
1 WS-6912-7				1	
2 WG-6912-7				2	
7 WG-6907-6				7	
4 WG-6907-5				4	
Classified Weapon Branch (UC)	3				
1 GS-2030-11 (S)				1	
1 GS-2003-9				1	
1 GS-318-4				1	

Activity: NL (DDWG)

<u>Organization</u>	<u>Number of Employees</u>	<u>Military</u>		<u>Civilians</u>	
		<u>Auth</u>	<u>Asgd</u>	<u>Perm</u>	<u>Temp</u>
Classified Storage Team (UCA)	12			5	
5 WG-6912-7				3	
3 WG-6907-6				3	
3 GS-2005-4				1	
1 GS-303-3					
Pilferage/FX2065 Storage Team (UCB)	10				
1 GS-2005-4				1	
1 WS-6912-7 (S)				1	
3 WG-6912-7				3	
1 WG-7002-7				1	
2 WG-7002-6				2	
1 WG-6907-6				1	
1 WG-6907-5				1	
Weapon Storage Team (UCC)	12				
1 GS-2005-5				1	
2 GS-2005-4				2	
1 WS-6912-7 (S)				1	
3 WG-6912-7				3	
4 WG-6907-6				4	
1 WG-6907-5				1	
Container Management Branch (UF)	2				
1 WS-4604-11 (S)				1	
1 GS-318-4				1	
Fiber Line Team 1 (UFA)	10				
1 WS-4604-7 (S)				1	
6 WG-4604-7				6	
2 WG-4604-5				2	
1 WG-5704-5				1	
Box Line Team 2 (UFB)	12				
1 WS-4604-7 (S)				1	
7 WG-4604-7				7	
3 WG-4604-5				3	
1 WG-5704-5				1	
Crating Line Team 3 (UFC)	12				
2 WG-4604-8				2	
6 WG-4604-7				6	
4 WG-4604-5				4	

Activity: NL (DDWG)

<u>Organization</u>	<u>Number of Employees</u>	<u>Military Auth</u>	<u>Asgd</u>	<u>Civilians Perm</u>	<u>Temp</u>
Inventory Integrity Division (V)	2				
1 GS-2030-12 (S)				1	
1 GS-318-5				1	
Suspended Assets (VA)	11				
1 GS-343-9				1	
3 GS-1910-9				3	
1 GS-2001-9 (S)				1	
1 GS-344-7				1	
1 GS-1910-7				1	
1 GS-2030-7				1	
1 GS-344-5				1	
2 GS-2005-5				2	
Denial Branch (VD)	11				
1 GS-2005-9 (S)				1	
1 GS-344-7				1	
2 GS-2005-7				2	
5 GS-2005-5				5	
2 GS-2005-4				2	
Installation Services Division (W)	2				
1 GS-2003-13 (S)				1	
1 GS-326-4				1	
Systems and Engineering Branch (WA)	14				
1 GS-830-12				1	
1 GS-2003-12 (S)				1	
2 GS-2003-11				2	
1 GS-895-9				1	
5 GS-2003-9				5	
2 GS-332-7				2	
1 GS-335-7				1	
1 GS-318-4				1	
Automated Warehousing Systems Services Section (WAA)	10				
1 GS-2003-9 (S)				1	
8 GS-332-7				8	
1 GS-332-4				1	
Warehousing Inventory Control Systems Services Section (WAW)	12				
1 GS-2003-9 (S)				1	
11 GS-332-7				11	
MMHS Support Branch (WB)	2				
1 GS-1670-7				1	
1 WS-2608-12 (S)				1	

Activity: NL (DDWG)

<u>Organization</u>	<u>Number of Employees</u>	<u>Military</u>		<u>Civilians</u>	
		<u>Auth</u>	<u>Asgd</u>	<u>Perm</u>	<u>Temp</u>
Automated Warehousing (WBA) Support Team	17				
7 WG-2608-12				7	
2 WG-2606-10				2	
4 WG-5352-10				4	
1 WG-2606-8				1	
1 WG-5352-8				1	
1 WG-3725-7				1	
1 WG-6904-6				1	
Warehousing Inventory (WBW) Control System/Other Support Team	15				
4 WG-2608-12				4	
3 WG-2606-10				3	
4 WG-5352-10				4	
1 WG-5352-8				1	
1 WG-3725-7				1	
2 WG-6904-6				2	
Support Office (X)	2				
1 GM-2003-13 (S)				1	
1 GS-318-5				1	
Administrative Support (XA)	2				
1 GS-343-12 (S)				1	
1 GS-326-4				1	
Resources management (XAA) Team	9				
2 GS-343-11				2	
2 GS-343-9				2	
3 GS-344-7				3	
2 GS-344-5				2	
Support Team (XAB)	10				
1 GS-018-11				1	
1 GS-343-11 (S)				1	
1 GS-080-9				1	
2 GS-343-9				2	
1 GS-344-7				1	
2 GS-344-5				2	
2 GS-2005-4				2	

Activity: NL (DDWG)

Organization

	<u>Number of</u>	<u>Military</u>		<u>Civilians</u>	
	<u>Employees</u>	<u>Auth</u>	<u>Asqd</u>	<u>Perm</u>	<u>Temp</u>
Production Planning (XB)	20				
Control Branch					
1 GS-1910-12 (S)				1	
3 GS-343-11				3	
1 GS-2030-11				1	
1 GS-2032-11				1	
3 GS-343-9				3	
4 GS-1910-9				4	
3 GS-2030-9				3	
2 GS-2032-9				2	
1 GS-326-4				1	
1 GS-2005-4				1	

II.A.5.

Activity: (NL) Defense Distribution Depot Warner Robins Georgia (DDWG)  
Duty Station: 450 5th Street  
 Robins AFB, GA 31098

<u>Organization</u>	<u>Personnel (Total)</u>	<u>Military</u>				<u>Civilians</u>	
		<u>Ofcr</u>		<u>Enl</u>		<u>Perm</u>	<u>Temp</u>
		<u>Auth</u>	<u>Asgd</u>	<u>Auth</u>	<u>Asgd</u>		
D Office of Commander	7	1	1	0	0	6	0
E Product Receipt and Evaluation Division	172	1	0	0	0	172	0
S Warehousing Division I	214	0	0	0	0	214	0
T Transportation Division	133	1	1	0	0	132	0
U Warehousing Division II	155	1	1	0	0	154	0
V Inventory Integrity Division	24	0	0	0	0	24	0
W Installation Services Division	72	0	0	0	0	72	0
X Support Office	43	0	0	0	0	43	0
	<u>      </u>	<u>      </u>	<u>      </u>	<u>      </u>	<u>      </u>	<u>      </u>	<u>      </u>
Total Military Authorized:	4	4		0			
Total Military Assigned:	3		3		0		
Total Civilians:	817					817	0
Total Military Assigned & Civilians	820						



II.B.6.

Activity: (NL) Defense Distribution Depot Warner Robins Georgia  
Duty Station: 450 5th Street  
Robins AFB, GA 31098

Total number of civilian employees.	817
Less: Type of Appointment Code 3, 8, and 9 employees	- 0
Total Number of permanent civilian employees	<u>817</u>
Permanent civilian employees who are	
Reemployed annuitants	0
Type of Appointment Code 4 employees	0
Type of Appointment Code 5 employees	0
Type of Appointment Code 7 or 0 employees who do not have personal career or career conditional status, who are not serving under a permanent VRA, or who are not serving under a Schedule A, 213.3102 (u) appointment	<u>19</u>
	19

Total number of permanent civilian employees who are not eligible to be registered in the DoD Priority Placement Program

$$19 / 817 = .0232558$$
$$= 2.3\%$$

II.B.7.

Activity: (NL) Defense Distribution Depot Warner Robins Georgia  
Duty Station: 450 5th Street  
 Robins AFB, GA 31098

<u>Age Range</u>	<u>Number of Permanent Civilian Employees</u>	X	<u>Factor</u>	=	<u>Number of Nonmovers</u>
20-24	1	X	.602	=	1
25-29	26	X	.654	=	17
30-34	80	X	.753	=	60
35-39	148	X	.815	=	121
40-44	176	X	.849	=	149
45-49	190	X	.879	=	167
50-54	104	X	.897	=	93
55-59	65	X	.909	=	59
60-64	24	X	.931	=	22
	<hr/>				<hr/>
Total	814				689

689 / 814 = .8464373 or 84.6% nonmovers

II.A.1., II.A.2., II.A.3., II.A.4., II.A.5., II.B.6., II.B.7.

Activity: NL (DDWG)

Sources Used to Derive Numbers:

DBMS Listings

Loss/Gain Reports from DBMS and manual strength reports

Organizational Modeling Report

RPGs listed in source requirements



JQ= DDRE

II.B.8

Response to II.B.8 Per Diem Rate.

Required Source: DoD Joint Travel Regulation, Vol II, Appendix E

Defense Distribution Region East, Headquarters	\$89
Defense Distribution Depot Susquehanna New Cumberland Facility	\$89
Mechanicsburg Facility	\$83
Defense Distribution Depot Richmond	\$93
Defense Distribution Depot Cherry Point	\$66
Defense Distribution Depot Columbus	\$103
Defense Distribution Depot Charleston	\$89
Defense Distribution Depot Letterkenny	\$66
Defense Distribution Depot Tobyhanna	\$73
Defense Distribution Depot Norfolk	
1 May - 30 Sep	\$117
1 Oct - 30 Apr	\$ 95
Defense Distribution Depot Memphis	\$87
Defense Distribution Depot Albany	\$77
Defense Distribution Depot Anniston	\$67
Defense Distribution Depot Jacksonville	\$80
Defense Distribution Depot Pensacola	\$87
Defense Distribution Depot Warner Robins	\$69



OFFICERS

GRADE	MARITAL STATUS	BASE PAY	BAQ QUARTERS	BAS SUBSISTENCE	VHA VARIABLE HOUSING ALLOWANCES	OTHER	TOTAL MONTHLY SALARY
0-6	S	5,536.80	670.20	142.46	0	0	6,349.46
0-5	M	4,203.90	780.30	142.46	80.82	0	5,207.48
0-5	S	4,203.90	780.30	142.46	8.16	0	5,134.82
TOTALS	2-S, 1-M	13,944.60	2,230.80	427.38	88.98	0	16,691.76
AVERAGE	33%	4,648.20	743.60	142.46	29.66	0	5,563.92

ACTIVITY TITLE: Defense Distribution Depot Warner Robins  
 DUTY STATION: Robins AFB, GA  
 SOURCE: Survey of officers

II.C.10. Percent of Assigned Military Families Living On Base

Activity: Defense Distribution Depot Warner Robins GA  
 Duty Station: Robins AFB, GA

Military officer families (total)	3
Military enlisted families (total)	0
<b>Total military families</b>	<b>3</b>
Military officer families living on base	0
Military enlisted families living on base	0
<b>Total military families living on base</b>	<b>0</b>

0 / 3 = 0% of assigned military families live on base.

Source: Survey of military personnel.



PART III



ION ACTIVITY	DEPOT ACTIVITY	CAC	OC	TYPE	OCT-JUL	PROJ AUG-SEP	PROJ FY94
ND	94101	1235	G+A		\$450	\$04	\$544
ND	94101	1245	G+A		\$998	\$208	\$1,206
ND	94101	1255	G+A		\$255	\$44	\$254
ND	94301	1115	IND		\$90,870	\$18,931	\$109,801
ND	94301	1155	IND		\$1,216	\$253	\$1,470
ND	94301	1225	IND		\$178	\$37	\$215
ND	94301	1235	IND		\$8,807	\$1,835	\$10,641
ND	94301	1245	IND		\$7,200	\$1,500	\$8,700
ND	94301	1255	IND		\$2,207	\$460	\$2,667
ND	94301	1285	IND		\$708	\$148	\$856
ND	95301	1113	G+A		\$24,670	\$5,140	\$29,810
ND	95301	1153	G+A		\$499	\$104	\$603
ND	95301	1223	G+A		\$75	\$12	\$69
ND	95301	1233	G+A		\$1,796	\$374	\$2,170
ND	95301	1243	G+A		\$1,722	\$359	\$2,081
ND	95301	1253	G+A		\$364	\$76	\$440
NL	31101	1112	IND		\$198,176	\$41,287	\$239,463
NL	31101	1113	IND		\$1,915,739	\$399,112	\$2,314,851
NL	31101	1115	IND		\$37,066	\$7,722	\$44,789
NL	31101	1119	IND		\$4,810	\$1,002	\$5,813
NL	31101	1123	IND		\$55,096	\$11,478	\$66,575
NL	31101	1133	IND		\$75	\$16	\$91
NL	31101	1143	IND		\$10,773	\$2,244	\$13,018
NL	31101	1153	IND		\$20,751	\$4,323	\$25,074
NL	31101	1155	IND		\$31	\$6	\$38
NL	31101	1163	IND		\$29,620	\$6,171	\$35,791
NL	31101	1222	IND		\$445	\$93	\$537
NL	31101	1223	IND		\$4,506	\$939	\$5,445
NL	31101	1225	IND		\$81	\$17	\$98
NL	31101	1232	IND		\$8,392	\$1,748	\$10,140
NL	31101	1233	IND		\$140,830	\$29,340	\$170,169
NL	31101	1235	IND		\$3,414	\$711	\$4,126
NL	31101	1242	IND		\$13,872	\$2,890	\$16,762
NL	31101	1243	IND		\$182,801	\$38,083	\$220,884
NL	31101	1245	IND		\$3,625	\$755	\$4,380
NL	31101	1252	IND		\$2,857	\$595	\$3,452
NL	31101	1253	IND		\$82,525	\$17,193	\$99,718
NL	31101	1255	IND		\$1,717	\$358	\$2,075
NL	31101	1283	IND		\$27,358	\$5,700	\$33,058
NL	31101	1285	IND		\$881	\$184	\$1,065
NL	31103	1113	IND		\$72,750	\$38,067	\$110,817
NL	31103	1223	IND		\$169	\$88	\$257
NL	31103	1233	IND		\$6,363	\$3,330	\$9,693
NL	31103	1243	IND		\$5,628	\$2,945	\$8,573
NL	31103	1253	IND		\$1,635	\$855	\$2,490
NL	31103	1283	IND		\$88	\$46	\$134
NL	31201	1112	IND		\$178	\$37	\$215
NL	31201	1113	IND		\$16,957	\$3,533	\$20,489
NL	31201	1115	IND		\$47,607	\$9,918	\$57,526
NL	31201	1123	IND		\$365	\$76	\$442
NL	31201	1125	IND		\$442	\$92	\$534
NL	31201	1155	IND		\$160	\$33	\$193
NL	31201	1222	IND		\$0	\$0	\$1
NL	31201	1223	IND		\$45	\$9	\$55
NL	31201	1225	IND		\$109	\$23	\$132
NL	31201	1232	IND		\$10	\$2	\$12
NL	31201	1233	IND		\$1,850	\$385	\$2,235
NL	31201	1235	IND		\$4,666	\$972	\$5,638

DDW6

ION ACTIVITY	DEPOT ACTIVITY	CAC	OC	TYPE	OCT-JUL	PROJ AUG-SEP	PROJ FY94
	NL	31201	1242	IND	\$12	\$3	\$15
	NL	31201	1243	IND	\$1,966	\$410	\$2,375
	NL	31201	1245	IND	\$4,326	\$901	\$5,228
	NL	31201	1252	IND	\$3	\$1	\$3
	NL	31201	1253	IND	\$931	\$194	\$1,125
	NL	31201	1255	IND	\$1,743	\$363	\$2,107
	NL	31201	1283	IND	\$234	\$49	\$283
	NL	31201	1285	IND	\$520	\$108	\$628
	NL	31202	1113	IND	\$8,123	\$1,692	\$9,815
	NL	31202	1163	IND	\$23	\$5	\$28
	NL	31202	1223	IND	\$20	\$4	\$24
	NL	31202	1233	IND	\$594	\$124	\$717
	NL	31202	1243	IND	\$1,071	\$223	\$1,294
	NL	31202	1253	IND	\$637	\$133	\$769
	NL	31202	1283	IND	\$84	\$17	\$101
	NL	31203	1112	IND	\$2,807	\$585	\$3,392
	NL	31203	1113	IND	\$15,450	\$3,219	\$18,669
	NL	31203	1115	IND	\$68,696	\$14,312	\$83,007
	NL	31203	1222	IND	\$7	\$1	\$8
	NL	31203	1223	IND	\$30	\$6	\$37
	NL	31203	1225	IND	\$151	\$31	\$182
	NL	31203	1232	IND	\$101	\$21	\$122
	NL	31203	1233	IND	\$1,341	\$279	\$1,620
	NL	31203	1235	IND	\$6,547	\$1,364	\$7,911
	NL	31203	1242	IND	\$198	\$41	\$239
	NL	31203	1243	IND	\$1,497	\$312	\$1,809
	NL	31203	1245	IND	\$6,262	\$1,305	\$7,567
	NL	31203	1252	IND	\$41	\$9	\$50
	NL	31203	1253	IND	\$732	\$153	\$885
	NL	31203	1255	IND	\$2,600	\$542	\$3,141
	NL	31203	1283	IND	\$196	\$41	\$236
	NL	31203	1285	IND	\$820	\$171	\$990
	NL	31204	1113	IND	\$1,449	\$302	\$1,751
	NL	31204	1115	IND	\$276	\$58	\$334
	NL	31204	1223	IND	\$3	\$1	\$4
	NL	31204	1225	IND	\$1	\$0	\$1
	NL	31204	1233	IND	\$170	\$35	\$205
	NL	31204	1235	IND	\$28	\$6	\$34
	NL	31204	1243	IND	\$190	\$40	\$230
	NL	31204	1245	IND	\$19	\$4	\$23
	NL	31204	1253	IND	\$113	\$23	\$136
	NL	31204	1255	IND	\$4	\$1	\$5
	NL	31204	1283	IND	\$15	\$3	\$18
	NL	31301	1113	IND	\$93,483	\$0	\$93,483
	NL	31301	1223	IND	\$219	\$0	\$219
	NL	31301	1233	IND	\$8,196	\$0	\$8,196
	NL	31301	1243	IND	\$7,030	\$0	\$7,030
	NL	31301	1253	IND	\$1,871	\$0	\$1,871
	NL	31301	1283	IND	\$83	\$0	\$83
	NL	31503	1113	IND	\$1,609	\$335	\$1,945
	NL	31503	1223	IND	\$4	\$1	\$4
	NL	31503	1233	IND	\$113	\$24	\$137
	NL	31503	1243	IND	\$105	\$22	\$127
	NL	31503	1253	IND	\$22	\$5	\$26
	NL	32101	1113	DIR	\$230,078	\$47,933	\$278,011
	NL	32101	1115	DIR	\$1,711,687	\$356,601	\$2,068,288
	NL	32101	1119	DIR	\$16,263	\$8,084	\$24,347
	NL	32101	1133	DIR	\$25	\$5	\$30
	NL	32101	1135	DIR	\$1,558	\$325	\$1,883
	NL	32101	1143	DIR	\$444	\$92	\$536

ION ACTIVITY	DEPOT ACTIVITY	CAC	OC	TYPE	OCT-JUL	PROJ AUG-SEP	PROJ FY94
NL	32101	1145	DIR		\$9,228	\$1,923	\$11,151
NL	32101	1153	DIR		\$800	\$167	\$967
NL	32101	1155	DIR		\$16,624	\$3,463	\$20,087
NL	32101	1163	DIR		\$18	\$4	\$21
NL	32101	1165	DIR		\$402	\$84	\$485
NL	32101	1223	DIR		\$519	\$108	\$627
NL	32101	1225	DIR		\$3,749	\$781	\$4,530
NL	32101	1233	DIR		\$25,905	\$5,397	\$31,302
NL	32101	1235	DIR		\$155,216	\$32,337	\$187,552
NL	32101	1243	DIR		\$22,434	\$4,674	\$27,108
NL	32101	1245	DIR		\$145,540	\$30,321	\$175,860
NL	32101	1253	DIR		\$11,695	\$2,436	\$14,131
NL	32101	1255	DIR		\$58,467	\$12,181	\$70,647
NL	32101	1283	DIR		\$3,228	\$673	\$3,901
NL	32101	1285	DIR		\$16,225	\$3,380	\$19,605
NL	32201	1113	DIR		\$222,956	\$46,449	\$269,405
NL	32201	1115	DIR		\$1,143,072	\$238,140	\$1,381,212
NL	32201	1119	DIR		\$11,854	\$2,470	\$14,324
NL	32201	1135	DIR		\$14,900	\$3,104	\$18,004
NL	32201	1143	DIR		\$929	\$193	\$1,122
NL	32201	1145	DIR		\$7,977	\$1,662	\$9,639
NL	32201	1153	DIR		\$2,189	\$456	\$2,645
NL	32201	1155	DIR		\$28,632	\$5,965	\$34,597
NL	32201	1163	DIR		\$365	\$76	\$441
NL	32201	1223	DIR		\$501	\$104	\$605
NL	32201	1225	DIR		\$2,573	\$536	\$3,109
NL	32201	1233	DIR		\$24,928	\$5,193	\$30,121
NL	32201	1235	DIR		\$114,169	\$23,785	\$137,954
NL	32201	1243	DIR		\$24,321	\$5,067	\$29,388
NL	32201	1245	DIR		\$100,910	\$21,023	\$121,933
NL	32201	1253	DIR		\$12,979	\$2,704	\$15,683
NL	32201	1255	DIR		\$40,559	\$8,450	\$49,008
NL	32201	1283	DIR		\$3,186	\$664	\$3,850
NL	32201	1285	DIR		\$10,952	\$2,282	\$13,233
NL	32202	1113	DIR		\$4,909	\$2,569	\$7,477
NL	32202	1115	DIR		\$28,924	\$15,135	\$44,059
NL	32202	1145	DIR		\$107	\$56	\$162
NL	32202	1155	DIR		\$3,493	\$1,828	\$5,320
NL	32202	1223	DIR		\$12	\$6	\$18
NL	32202	1225	DIR		\$67	\$35	\$102
NL	32202	1233	DIR		\$729	\$382	\$1,111
NL	32202	1235	DIR		\$1,190	\$623	\$1,812
NL	32202	1243	DIR		\$343	\$180	\$523
NL	32202	1245	DIR		\$2,012	\$1,053	\$3,065
NL	32202	1253	DIR		\$71	\$37	\$108
NL	32202	1255	DIR		\$470	\$246	\$715
NL	32203	1113	DIR		\$1,052	\$551	\$1,603
NL	32203	1115	DIR		\$154,605	\$80,898	\$235,503
NL	32203	1145	DIR		\$396	\$207	\$604
NL	32203	1155	DIR		\$6,385	\$3,341	\$9,726
NL	32203	1223	DIR		\$1	\$1	\$2
NL	32203	1225	DIR		\$360	\$188	\$548
NL	32203	1235	DIR		\$16,508	\$8,638	\$25,146
NL	32203	1243	DIR		\$63	\$33	\$96
NL	32203	1245	DIR		\$14,845	\$7,768	\$22,613
NL	32203	1253	DIR		\$13	\$7	\$20
NL	32203	1255	DIR		\$6,873	\$3,596	\$10,469
NL	32203	1285	DIR		\$2,796	\$1,463	\$4,258
NL	33101	1113	DIR		\$197,051	\$41,052	\$238,103
NL	33101	1115	DIR		\$2,428,164	\$505,868	\$2,934,032

ION ACTIVITY	DEPOT ACTIVITY	CAC	OC	TYPE	OCT-JUL	PROJ AUG-SEP	PROJ FY94
NL	33101	1119	DIR		\$1,599	\$6,822	\$8,421
NL	33101	1133	DIR		\$207	\$43	\$250
NL	33101	1135	DIR		\$1,214	\$253	\$1,467
NL	33101	1143	DIR		\$1,363	\$284	\$1,647
NL	33101	1145	DIR		\$21,536	\$4,487	\$26,022
NL	33101	1153	DIR		\$1,603	\$334	\$1,937
NL	33101	1155	DIR		\$17,671	\$3,681	\$21,352
NL	33101	1165	DIR		\$378	\$79	\$457
NL	33101	1223	DIR		\$474	\$99	\$573
NL	33101	1225	DIR		\$5,433	\$1,132	\$6,565
NL	33101	1233	DIR		\$22,440	\$4,675	\$27,115
NL	33101	1235	DIR		\$230,729	\$48,069	\$278,798
NL	33101	1243	DIR		\$19,684	\$4,101	\$23,785
NL	33101	1245	DIR		\$225,117	\$46,899	\$272,017
NL	33101	1253	DIR		\$9,154	\$1,907	\$11,061
NL	33101	1253	99999		\$128	\$0	\$128
NL	33101	1255	DIR		\$98,515	\$20,524	\$119,039
NL	33101	1283	DIR		\$4,358	\$908	\$5,266
NL	33101	1285	DIR		\$33,446	\$6,968	\$40,414
NL	33101	1310	DIR		(\$13)	\$0	(\$13)
NL	33101	1310	99999		\$1,679	\$0	\$1,679
NL	33201	1113	DIR		\$52,761	\$10,992	\$63,753
NL	33201	1115	DIR		\$2,198,673	\$458,057	\$2,656,730
NL	33201	1119	DIR		\$5,318	\$3,327	\$8,645
NL	33201	1125	DIR		\$132,023	\$27,505	\$159,527
NL	33201	1135	DIR		\$83	\$17	\$100
NL	33201	1143	DIR		\$213	\$44	\$258
NL	33201	1145	DIR		\$22,672	\$4,723	\$27,395
NL	33201	1153	DIR		\$148	\$31	\$179
NL	33201	1155	DIR		\$53,586	\$11,164	\$64,750
NL	33201	1223	DIR		\$203	\$42	\$245
NL	33201	1225	DIR		\$5,317	\$1,108	\$6,424
NL	33201	1233	DIR		\$5,709	\$1,189	\$6,899
NL	33201	1235	DIR		\$235,025	\$48,964	\$283,989
NL	33201	1243	DIR		\$5,596	\$1,166	\$6,762
NL	33201	1245	DIR		\$225,009	\$46,877	\$271,886
NL	33201	1253	DIR		\$2,853	\$594	\$3,447
NL	33201	1255	DIR		\$102,377	\$21,329	\$123,706
NL	33201	1283	DIR		\$1,186	\$247	\$1,433
NL	33201	1285	DIR		\$34,121	\$7,108	\$41,229
NL	33202	1115	DIR		\$484	\$101	\$585
NL	33202	1225	DIR		\$1	\$0	\$1
NL	33202	1235	DIR		\$46	\$10	\$56
NL	33202	1245	DIR		\$37	\$8	\$45
NL	33202	1255	DIR		\$8	\$2	\$9
NL	33203	1113	DIR		\$4,174	\$2,184	\$6,358
NL	33203	1115	DIR		\$81,010	\$42,389	\$123,399
NL	33203	1119	DIR		\$0	\$4,190	\$4,190
NL	33203	1145	DIR		\$206	\$108	\$313
NL	33203	1153	DIR		\$107	\$56	\$163
NL	33203	1155	DIR		\$11,258	\$5,891	\$17,149
NL	33203	1223	DIR		\$11	\$6	\$17
NL	33203	1225	DIR		\$188	\$98	\$286
NL	33203	1233	DIR		\$443	\$232	\$675
NL	33203	1235	DIR		\$9,157	\$4,791	\$13,948
NL	33203	1243	DIR		\$537	\$281	\$818
NL	33203	1245	DIR		\$7,766	\$4,063	\$11,829
NL	33203	1253	DIR		\$327	\$171	\$498
NL	33203	1255	DIR		\$4,260	\$2,229	\$6,490
NL	33203	1283	DIR		\$70	\$37	\$106

ION ACTIVITY	DEPOT ACTIVITY	CAC	OC	TYPE	OCT-JUL	PROJ AUG-SEP	PROJ FY94
NL	33203	1285	DIR		\$1,112	\$582	\$1,694
NL	33204	1113	DIR		\$1,512	\$791	\$2,303
NL	33204	1115	DIR		\$369,775	\$193,487	\$563,262
NL	33204	1125	DIR		\$21,108	\$11,045	\$32,154
NL	33204	1135	DIR		\$343	\$179	\$522
NL	33204	1145	DIR		\$971	\$508	\$1,478
NL	33204	1153	DIR		\$107	\$56	\$163
NL	33204	1155	DIR		\$15,768	\$8,251	\$24,019
NL	33204	1223	DIR		\$4	\$2	\$6
NL	33204	1225	DIR		\$894	\$468	\$1,362
NL	33204	1235	DIR		\$40,209	\$21,040	\$61,249
NL	33204	1243	DIR		\$173	\$91	\$264
NL	33204	1245	DIR		\$37,429	\$19,585	\$57,014
NL	33204	1253	DIR		\$103	\$54	\$157
NL	33204	1255	DIR		\$18,803	\$9,839	\$28,642
NL	33204	1283	DIR		\$67	\$35	\$102
NL	33204	1285	DIR		\$4,300	\$2,250	\$6,549
NL	34101	1113	IND		\$88,387	\$18,414	\$106,801
NL	34101	1119	IND		\$7,070	\$1,473	\$8,543
NL	34101	1143	IND		\$186	\$39	\$224
NL	34101	1153	IND		\$3,720	\$775	\$4,495
NL	34101	1223	IND		\$207	\$43	\$250
NL	34101	1233	IND		\$5,385	\$1,122	\$6,507
NL	34101	1243	IND		\$6,177	\$1,287	\$7,464
NL	34101	1253	IND		\$1,802	\$375	\$2,177
NL	34201	1113	DIR		\$960,387	\$200,081	\$1,160,467
NL	34201	1115	DIR		\$2,686	\$560	\$3,245
NL	34201	1119	DIR		\$10,818	\$2,254	\$13,071
NL	34201	1143	DIR		\$5,015	\$1,046	\$6,060
NL	34201	1163	DIR		\$12,599	\$2,625	\$15,224
NL	34201	1155	DIR		\$63	\$13	\$76
NL	34201	1223	DIR		\$2,238	\$466	\$2,704
NL	34201	1225	DIR		(\$3)	\$0	(\$3)
NL	34201	1233	DIR		\$79,892	\$16,644	\$96,536
NL	34201	1235	DIR		\$209	\$44	\$253
NL	34201	1243	DIR		\$78,764	\$16,409	\$95,174
NL	34201	1245	DIR		\$156	\$33	\$189
NL	34201	1253	DIR		\$29,633	\$6,174	\$35,807
NL	34201	1255	DIR		(\$20)	\$0	(\$20)
NL	34201	1283	DIR		\$4,693	\$978	\$5,671
NL	35201	1113	IND		\$6,140	\$1,279	\$7,420
NL	35201	1115	IND		\$92,300	\$19,229	\$111,529
NL	35201	1145	IND		\$490	\$102	\$592
NL	35201	1155	IND		\$3,071	\$640	\$3,711
NL	35201	1163	IND		\$392	\$82	\$474
NL	35201	1165	IND		\$48	\$10	\$58
NL	35201	1223	IND		\$15	\$3	\$18
NL	35201	1225	IND		\$216	\$45	\$261
NL	35201	1233	IND		\$562	\$117	\$679
NL	35201	1235	IND		\$10,536	\$2,195	\$12,731
NL	35201	1243	IND		\$433	\$90	\$524
NL	35201	1245	IND		\$9,978	\$2,079	\$12,056
NL	35201	1253	IND		\$95	\$20	\$115
NL	35201	1255	IND		\$5,261	\$1,096	\$6,357
NL	35201	1285	IND		\$1,887	\$393	\$2,280
NL	35301	1115	IND		\$92,836	\$19,341	\$112,176
NL	35301	1145	IND		\$99	\$21	\$119
NL	35301	1155	IND		\$12,700	\$2,646	\$15,345
NL	35301	1225	IND		\$220	\$46	\$266
NL	35301	1235	IND		\$10,006	\$2,085	\$12,091

UUUO

ION ACTIVITY	DEPOT ACTIVITY	CAC	QC	TYPE	OCT-JUL	PROJ AUG-SEP	PROJ FY94
	NL	35301	1245	IND	\$9,680	\$2,017	\$11,697
	NL	35301	1255	IND	\$5,390	\$1,123	\$6,513
	NL	35301	1285	IND	\$1,769	\$369	\$2,138
	NL	35401	1113	IND	\$448,915	\$93,524	\$542,439
	NL	35401	1115	IND	\$27,868	\$5,806	\$33,674
	NL	35401	1119	IND	\$10,535	\$2,195	\$12,730
	NL	35401	1143	IND	\$234	\$49	\$283
	NL	35401	1153	IND	\$658	\$137	\$796
	NL	35401	1223	IND	\$991	\$207	\$1,198
	NL	35401	1225	IND	\$62	\$13	\$75
	NL	35401	1233	IND	\$35,474	\$7,391	\$42,865
	NL	35401	1235	IND	\$3,209	\$669	\$3,877
	NL	35401	1243	IND	\$38,168	\$7,952	\$46,120
	NL	35401	1245	IND	\$2,736	\$570	\$3,306
	NL	35401	1253	IND	\$16,124	\$3,359	\$19,483
	NL	35401	1255	IND	\$1,277	\$266	\$1,544
	NL	35401	1283	IND	\$3,995	\$832	\$4,828
	NL	35401	1285	IND	\$657	\$137	\$794
	NL	35402	1113	IND	\$1,018	\$212	\$1,231
	NL	35402	1115	IND	\$15,740	\$3,279	\$19,019
	NL	35402	1155	IND	\$220	\$46	\$266
	NL	35402	1223	IND	\$3	\$1	\$3
	NL	35402	1225	IND	\$36	\$8	\$44
	NL	35402	1233	IND	\$140	\$29	\$169
	NL	35402	1235	IND	\$1,525	\$318	\$1,842
	NL	35402	1243	IND	\$90	\$19	\$109
	NL	35402	1245	IND	\$1,549	\$323	\$1,872
	NL	35402	1253	IND	\$33	\$7	\$40
	NL	35402	1255	IND	\$708	\$147	\$855
	NL	35402	1283	IND	\$3	\$1	\$4
	NL	35402	1285	IND	\$256	\$53	\$310
	NL	35501	1113	DIR	\$24,657	\$12,902	\$37,559
	NL	35501	1115	DIR	\$134,537	\$70,397	\$204,934
	NL	35501	1119	DIR	\$10,182	\$5,328	\$15,509
	NL	35501	1143	DIR	\$188	\$99	\$287
	NL	35501	1145	DIR	\$411	\$215	\$626
	NL	35501	1153	DIR	\$2,472	\$1,293	\$3,765
	NL	35501	1155	DIR	\$7,522	\$3,936	\$11,459
	NL	35501	1223	DIR	\$58	\$30	\$89
	NL	35501	1225	DIR	\$218	\$114	\$333
	NL	35501	1233	DIR	\$2,439	\$1,276	\$3,715
	NL	35501	1235	DIR	\$11,609	\$6,074	\$17,683
	NL	35501	1243	DIR	\$2,210	\$1,156	\$3,366
	NL	35501	1245	DIR	\$8,109	\$4,243	\$12,352
	NL	35501	1253	DIR	\$911	\$477	\$1,388
	NL	35501	1255	DIR	\$6,846	\$3,582	\$10,429
	NL	35501	1283	DIR	\$412	\$216	\$627
	NL	35501	1285	DIR	\$1,242	\$650	\$1,891
	NL	35801	1112	IND	\$63,996	\$13,332	\$77,328
	NL	35801	1113	IND	\$674,837	\$140,591	\$815,428
	NL	35801	1115	IND	\$1,806,331	\$376,319	\$2,182,650
	NL	35801	1119	IND	\$24,474	\$19,646	\$44,120
	NL	35801	1125	IND	\$2,641	\$550	\$3,191
	NL	35801	1133	IND	\$100	\$21	\$121
	NL	35801	1135	IND	\$2,631	\$548	\$3,179
	NL	35801	1143	IND	\$734	\$153	\$887
	NL	35801	1145	IND	\$11,727	\$2,443	\$14,170
	NL	35801	1153	IND	\$3,571	\$744	\$4,315
	NL	35801	1155	IND	\$46,613	\$9,711	\$56,324
	NL	35801	1163	IND	\$644	\$134	\$779



ION ACTIVITY	DEPOT ACTIVITY	CAC	OC	TYPE	OCT-JUL	PROJ AUG-SEP	PROJ FY94
NL	35801	1165	IND		\$2,126	\$443	\$2,569
NL	35801	1222	IND		\$144	\$30	\$174
NL	35801	1223	IND		\$1,625	\$339	\$1,964
NL	35801	1225	IND		\$4,174	\$870	\$5,044
NL	35801	1232	IND		\$2,938	\$612	\$3,550
NL	35801	1233	IND		\$63,695	\$13,270	\$76,965
NL	35801	1235	IND		\$178,082	\$37,100	\$215,182
NL	35801	1242	IND		\$4,479	\$933	\$5,412
NL	35801	1243	IND		\$63,862	\$13,305	\$77,167
NL	35801	1245	IND		\$155,024	\$32,297	\$187,321
NL	35801	1252	IND		\$928	\$193	\$1,121
NL	35801	1253	IND		\$30,257	\$6,304	\$36,561
NL	35801	1255	IND		\$61,342	\$12,779	\$74,121
NL	35801	1283	IND		\$7,863	\$1,638	\$9,501
NL	35801	1285	IND		\$18,975	\$3,953	\$22,929
NL	36502	1113	DIR		\$16,035	\$0	\$16,035
NL	36502	1115	DIR		\$48,942	\$0	\$48,942
NL	36502	1145	DIR		\$511	\$0	\$511
NL	36502	1155	DIR		\$19	\$0	\$19
NL	36502	1223	DIR		\$37	\$0	\$37
NL	36502	1225	DIR		\$210	\$0	\$210
NL	36502	1233	DIR		\$617	\$0	\$617
NL	36502	1235	DIR		\$9,745	\$0	\$9,745
NL	36502	1243	DIR		\$1,789	\$0	\$1,789
NL	36502	1245	DIR		\$7,672	\$0	\$7,672
NL	36502	1253	DIR		\$937	\$0	\$937
NL	36502	1255	DIR		\$2,885	\$0	\$2,885
NL	36502	1283	DIR		\$569	\$0	\$569
NL	36502	1285	DIR		\$1,136	\$0	\$1,136
NL	36801	1115	DIR		\$1,354,047	\$282,093	\$1,636,140
NL	36801	1119	DIR		\$5,321	\$5,094	\$10,415
NL	36801	1125	DIR		\$39,616	\$8,253	\$47,869
NL	36801	1135	DIR		\$505	\$105	\$610
NL	36801	1145	DIR		\$7,695	\$1,603	\$9,298
NL	36801	1155	DIR		\$45,007	\$9,377	\$54,384
NL	36801	1225	DIR		\$3,146	\$655	\$3,801
NL	36801	1235	DIR		\$142,626	\$29,714	\$172,339
NL	36801	1245	DIR		\$134,033	\$27,924	\$161,957
NL	36801	1255	DIR		\$66,455	\$13,845	\$80,300
NL	36801	1285	DIR		\$22,472	\$4,682	\$27,153
NL	36901	1115	DIR		\$17,142	\$3,571	\$20,713
NL	36901	1225	DIR		\$40	\$8	\$48
NL	36901	1235	DIR		\$1,797	\$374	\$2,172
NL	36901	1245	DIR		\$1,250	\$260	\$1,510
NL	36901	1255	DIR		\$1,199	\$250	\$1,449
NL	36901	1285	DIR		\$35	\$7	\$43
NL	36905	1113	DIR		\$22,246	\$0	\$22,246
NL	36905	1115	DIR		\$127,583	\$0	\$127,583
NL	36905	1119	DIR		\$1,460	\$0	\$1,460
NL	36905	1135	DIR		\$249	\$0	\$249
NL	36905	1145	DIR		\$1,767	\$0	\$1,767
NL	36905	1153	DIR		\$726	\$0	\$726
NL	36905	1155	DIR		\$31,668	\$0	\$31,668
NL	36905	1223	DIR		\$51	\$0	\$51
NL	36905	1225	DIR		\$297	\$0	\$297
NL	36905	1233	DIR		\$1,108	\$0	\$1,108
NL	36905	1235	DIR		\$10,553	\$0	\$10,553
NL	36905	1243	DIR		\$1,879	\$0	\$1,879
NL	36905	1245	DIR		\$11,314	\$0	\$11,314
NL	36905	1253	DIR		\$760	\$0	\$760

ION ACTIVITY	DEPOT ACTIVITY	CAC	OC	TYPE	OCT-JUL	PROJ AUG-SEP	PROJ FY94
NL	36905	1255	DIR		\$5,832	\$0	\$5,832
NL	36905	1283	DIR		\$362	\$0	\$362
NL	36905	1285	DIR		\$1,812	\$0	\$1,812
NL	37304	1113	DIR		\$597	\$0	\$597
NL	37304	1115	DIR		\$1,147	\$0	\$1,147
NL	37304	1155	DIR		\$92	\$0	\$92
NL	37304	1223	DIR		\$2	\$0	\$2
NL	37304	1225	DIR		\$3	\$0	\$3
NL	37304	1233	DIR		\$51	\$0	\$51
NL	37304	1235	DIR		\$136	\$0	\$136
NL	37304	1243	DIR		\$69	\$0	\$69
NL	37304	1245	DIR		\$85	\$0	\$85
NL	37304	1253	DIR		\$29	\$0	\$29
NL	37304	1255	DIR		\$19	\$4	\$23
NL	37304	1283	DIR		\$11	\$2	\$14
NL	37601	1113	DIR		\$56,065	\$11,680	\$67,745
NL	37601	1115	DIR		\$459,937	\$95,820	\$555,757
NL	37601	1125	DIR		\$6,831	\$1,423	\$8,254
NL	37601	1143	DIR		\$465	\$97	\$562
NL	37601	1145	DIR		\$1,806	\$334	\$1,940
NL	37601	1153	DIR		\$1,050	\$219	\$1,269
NL	37601	1155	DIR		\$11,057	\$2,304	\$13,361
NL	37601	1223	DIR		\$133	\$28	\$161
NL	37601	1225	DIR		\$999	\$208	\$1,207
NL	37601	1233	DIR		\$2,170	\$452	\$2,622
NL	37601	1235	DIR		\$42,355	\$8,824	\$51,179
NL	37601	1243	DIR		\$4,407	\$918	\$5,325
NL	37601	1245	DIR		\$41,123	\$8,567	\$49,690
NL	37601	1253	DIR		\$1,350	\$281	\$1,631
NL	37601	1255	DIR		\$17,615	\$3,670	\$21,284
NL	37601	1283	DIR		\$416	\$87	\$502
NL	37601	1285	DIR		\$5,518	\$1,150	\$6,668
NL	37602	1115	DIR		\$3,840	\$800	\$4,640
NL	37602	1225	DIR		\$9	\$2	\$11
NL	37602	1235	DIR		\$578	\$120	\$699
NL	37602	1245	DIR		\$374	\$78	\$452
NL	37602	1255	DIR		\$167	\$35	\$201
NL	37602	1285	DIR		\$53	\$11	\$64
NL	37605	1113	DIR		\$1,183	\$619	\$1,802
NL	37605	1115	DIR		\$4,411	\$2,308	\$6,719
NL	37605	1153	DIR		\$63	\$33	\$96
NL	37605	1155	DIR		\$840	\$439	\$1,279
NL	37605	1223	DIR		\$3	\$1	\$4
NL	37605	1225	DIR		\$10	\$5	\$15
NL	37605	1233	DIR		\$98	\$51	\$150
NL	37605	1235	DIR		\$411	\$215	\$626
NL	37605	1243	DIR		\$126	\$66	\$191
NL	37605	1245	DIR		\$347	\$182	\$529
NL	37605	1253	DIR		\$66	\$34	\$100
NL	37605	1255	DIR		\$137	\$72	\$209
NL	37605	1283	DIR		\$18	\$9	\$27
NL	37605	1285	DIR		\$26	\$14	\$40
NL	91111	1133	DIR		\$277,429	\$38,909	\$316,338
NL	91111	1135	DIR		\$529,941	\$337,428	\$867,369
NL	92402	1113	G+A		\$11,428	\$2,381	\$13,808
NL	92402	1133	G+A		\$50	\$10	\$60
NL	92402	1223	G+A		\$26	\$5	\$32
NL	92402	1243	G+A		\$800	\$167	\$966
NL	92402	1253	G+A		\$166	\$35	\$201
NL	92901	1113	G+A		\$6,859	\$1,429	\$8,288

ION ACTIVITY	DEPOT ACTIVITY	CAC	OC	TYPE	OCT-JUL	PROJ AUG-SEP	PROJ FY94
NL	92901	1115		G+A			
NL	92901	1153		G+A	\$7,724	\$1,609	\$9,333
NL	92901	1155		G+A	\$126	\$26	\$153
NL	92901	1223		G+A	\$72	\$15	\$86
NL	92901	1225		G+A	\$16	\$3	\$20
NL	92901	1233		G+A	\$18	\$4	\$22
NL	92901	1243		G+A	\$1,051	\$219	\$1,270
NL	92901	1245		G+A	\$480	\$100	\$580
NL	92901	1253		G+A	\$996	\$208	\$1,204
NL	92901	1255		G+A	\$101	\$21	\$123
NL	92901	1285		G+A	\$596	\$124	\$721
NL	92902	1113		G+A	\$386	\$80	\$466
NL	92902	1115		G+A	\$2,262	\$0	\$2,262
NL	92902	1145		G+A	\$3,814	\$0	\$3,814
NL	92902	1155		G+A	\$95	\$0	\$95
NL	92902	1223		G+A	\$143	\$0	\$143
NL	92902	1225		G+A	\$6	\$0	\$6
NL	92902	1233		G+A	\$9	\$0	\$9
NL	92902	1243		G+A	\$356	\$0	\$356
NL	92902	1245		G+A	\$163	\$0	\$163
NL	92902	1253		G+A	\$492	\$0	\$492
NL	92902	1255		G+A	\$34	\$0	\$34
NL	92902	1285		G+A	\$310	\$0	\$310
NL	93810	1113		G+A	\$191	\$0	\$191
NL	93810	1115		G+A	\$94,777	\$19,745	\$114,523
NL	93810	1119		G+A	\$12,023	\$2,505	\$14,527
NL	93810	1138		G+A	\$5,979	\$1,246	\$7,224
NL	93810	1143		G+A	\$25	\$5	\$30
NL	93810	1153		G+A	\$287	\$60	\$346
NL	93810	1155		G+A	\$6,360	\$1,325	\$7,685
NL	93810	1223		G+A	\$2,296	\$478	\$2,774
NL	93810	1225		G+A	\$219	\$46	\$265
NL	93810	1233		G+A	\$27	\$6	\$32
NL	93810	1235		G+A	\$6,056	\$1,262	\$7,317
NL	93810	1243		G+A	\$1,522	\$317	\$1,839
NL	93810	1245		G+A	\$12,112	\$2,523	\$14,636
NL	93810	1253		G+A	\$1,515	\$316	\$1,831
NL	93810	1255		G+A	\$8,453	\$1,761	\$10,214
NL	93810	1283		G+A	\$1,071	\$223	\$1,294
NL	93810	1285		G+A	\$4,459	\$929	\$5,388
NL	94101	1113		G+A	\$116	\$24	\$140
NL	94101	1115		G+A	\$22,703	\$4,730	\$27,433
NL	94101	1119		G+A	\$93,600	\$19,500	\$113,100
NL	94101	1133		G+A	\$0	\$6,095	\$6,095
NL	94101	1143		G+A	\$60	\$10	\$60
NL	94101	1155		G+A	\$90	\$19	\$108
NL	94101	1223		G+A	\$296	\$62	\$357
NL	94101	1225		G+A	\$54	\$11	\$66
NL	94101	1233		G+A	\$217	\$45	\$262
NL	94101	1235		G+A	\$3,718	\$775	\$4,493
NL	94101	1243		G+A	\$8,950	\$1,865	\$10,815
NL	94101	1245		G+A	\$2,926	\$609	\$3,535
NL	94101	1253		G+A	\$6,580	\$1,371	\$7,951
NL	94101	1255		G+A	\$1,746	\$364	\$2,110
NL	94101	1283		G+A	\$1,367	\$285	\$1,652
NL	94301	1115		G+A	\$473	\$99	\$571
NL	94301	1119	IND		\$738,169	\$153,785	\$891,954
NL	94301	1135	IND		\$276	\$67	\$333
NL	94301	1145	IND		\$5,423	\$1,130	\$6,553
NL	94301	1155	IND		\$266	\$55	\$321
					\$8,355	\$1,741	\$10,095

ION ACTIVITY	DEPOT ACTIVITY	CAC	OC	TYPE	OCT-JUL	PROJ AUG-SEP	PROJ FY94
NL	94301	1225	IND		\$1,620	\$337	\$1,957
NL	94301	1235	IND		\$70,052	\$14,594	\$84,646
NL	94301	1245	IND		\$67,353	\$14,032	\$81,385
NL	94301	1255	IND		\$27,843	\$5,801	\$33,643
NL	94301	1285	IND		\$8,442	\$1,759	\$10,201
NL	94302	1115	IND		\$4,723	\$0	\$4,723
NL	94302	1155	IND		\$576	\$0	\$576
NL	94302	1225	IND		\$11	\$0	\$11
NL	94302	1235	IND		\$561	\$0	\$561
NL	94302	1245	IND		\$609	\$0	\$609
NL	94302	1255	IND		\$405	\$0	\$405
NL	94302	1285	IND		\$47	\$0	\$47
NL	94501	1115	G+A		\$15,091	\$0	\$15,091
NL	94501	1155	G+A		\$707	\$0	\$707
NL	94501	1225	G+A		\$17	\$0	\$17
NL	94501	1235	G+A		\$841	\$0	\$841
NL	94501	1245	G+A		\$1,056	\$0	\$1,056
NL	94501	1255	G+A		\$229	\$0	\$229
NL	94601	1115	IND		\$48,048	\$10,010	\$58,055
NL	94601	1119	IND		\$4,442	\$925	\$5,367
NL	94601	1155	IND		\$1,144	\$238	\$1,382
NL	94601	1225	IND		\$95	\$20	\$115
NL	94601	1235	IND		\$4,917	\$1,024	\$5,941
NL	94601	1245	IND		\$3,788	\$789	\$4,577
NL	94601	1255	IND		\$1,890	\$394	\$2,284
NL	94601	1285	IND		\$360	\$75	\$435
NL	96101	1112	IND		\$18,546	\$3,864	\$22,409
NL	96101	1113	IND		\$5,988	\$1,247	\$7,235
NL	96101	1222	IND		\$41	\$9	\$50
NL	96101	1223	IND		\$15	\$3	\$18
NL	96101	1232	IND		\$1,062	\$221	\$1,283
NL	96101	1233	IND		\$770	\$160	\$930
NL	96101	1242	IND		\$1,298	\$270	\$1,569
NL	96101	1243	IND		\$788	\$160	\$928
NL	96101	1252	IND		\$269	\$56	\$325
NL	96101	1253	IND		\$455	\$95	\$550
NL	96101	1283	IND		\$59	\$12	\$72
NL	96104	1115	IND		(\$56)	\$0	(\$56)
NL	96104	1225	IND		\$0	\$0	\$0
NL	96104	1235	IND		(\$7)	\$0	(\$7)
NL	96104	1245	IND		(\$7)	\$0	(\$7)
NL	96104	1255	IND		(\$4)	\$0	(\$4)
NL	96104	1285	IND		(\$3)	\$0	(\$3)
NL	96203	1163	IND		(\$8)	\$0	(\$8)
NL	98420	0011	IND		\$130,471	\$60,665	\$191,136
CD	31101	2112	IND		\$2,075	\$441	\$2,516
CD	31101	2113	IND		\$19,361	\$4,115	\$23,476
CD	31101	2115	IND		\$2,827	\$0	\$3,428
CD	31101	2119	IND		(\$159)	\$0	(\$159)
CD	31101	2121	IND		\$15,006	\$3,190	\$18,196
CD	31101	2122	IND		\$3,480	\$740	\$4,220
CD	31101	2123	IND		\$14,100	\$2,997	\$17,097
CD	31101	2125	IND		\$3,839	\$816	\$4,655
CD	31101	2139	IND		\$33	\$7	\$40
CD	31101	2521	IND		(\$81)	\$0	(\$81)
CD	31101	2527	IND		\$3,550	\$542	\$3,092
CD	31101	2651	IND		\$36,454	\$7,749	\$44,203
CD	31103	2651	IND		\$115	\$24	\$139
CD	31103	2652	IND		\$0,567	\$0	\$0,567

ION ACTIVITY	DEPOT ACTIVITY	CAC	OC	TYPE	OCT-JUL	PROJ AUG-SEP	PROJ FY94
NL	31101	2111	IND		\$3,667	\$779	\$4,446
NL	31101	2112	IND		\$10,175	\$2,163	\$12,338
NL	31101	2113	IND		\$2,589	\$550	\$3,139
NL	31101	2115	IND		\$1,256	\$267	\$1,523
NL	31101	2118	IND		\$1,015	\$216	\$1,231
NL	31101	2119	IND		\$1,009	\$214	\$1,223
NL	31101	2121	IND		\$5,234	\$1,113	\$6,347
NL	31101	2122	IND		\$12,930	\$2,748	\$15,678
NL	31101	2123	IND		\$2,016	\$429	\$2,445
NL	31101	2125	IND		\$2,194	\$466	\$2,660
NL	31101	2128	IND		\$646	\$137	\$783
NL	31101	2129	IND		\$665	\$141	\$806
NL	31101	2131	IND		\$60	\$13	\$73
NL	31101	2132	IND		\$119	\$25	\$144
NL	31101	2133	IND		\$121	\$26	\$147
NL	31101	2139	IND		(\$515)	\$0	(\$515)
NL	31101	2140	IND		\$4,936	\$1,049	\$5,985
NL	31101	2516	IND		(\$71,852)	\$0	(\$71,852)
NL	31101	2521	IND		\$14,224	\$3,023	\$17,247
NL	31101	2526	IND		\$417	\$89	\$506
NL	31101	2527	IND		\$74,433	\$15,822	\$90,255
NL	31103	2112	IND		\$193	\$41	\$234
NL	31103	2122	IND		\$447	\$95	\$542
NL	31103	2140	IND		\$90	\$19	\$109
NL	31202	2527	IND		\$232	\$49	\$281
NL	31203	2113	IND		\$11,716	\$2,490	\$14,206
NL	31203	2123	IND		\$7,910	\$1,681	\$9,591
NL	31203	2133	IND		\$413	\$88	\$501
NL	31203	2140	IND		\$1,202	\$255	\$1,457
NL	31203	2515	IND		\$4,220	\$897	\$5,117
NL	31203	2516	IND		\$2,625	\$558	\$3,183
NL	31203	2527	IND		\$21,382	\$4,545	\$25,927
NL	31301	2651	IND		\$450	\$0	\$450
NL	31301	3123	IND		\$40	\$0	\$40
NL	31301	3124	IND		\$2,387	\$0	\$2,387
NL	32101	2113	DIR		\$294	\$62	\$356
NL	32101	2123	DIR		\$422	\$90	\$512
NL	32101	2631	DIR		\$1,219	\$259	\$1,478
NL	32101	2641	DIR		\$21,708	\$4,614	\$26,322
NL	32101	2651	DIR		\$12,324	\$2,620	\$14,944
NL	32101	3124	DIR		\$771	\$164	\$935
NL	32201	2112	DIR		\$1,680	\$357	\$2,037
NL	32201	2122	DIR		\$366	\$78	\$444
NL	32201	2212	DIR		\$1,701	\$362	\$2,063
NL	33101	2113	DIR		\$317	\$67	\$384
NL	33101	2123	DIR		\$422	\$90	\$512
NL	33101	2621	DIR		(\$104,688)	\$0	(\$104,688)
NL	33101	2631	DIR		\$4,652	\$989	\$5,641
NL	33101	2641	DIR		\$44,480	\$9,455	\$53,935
NL	33101	2651	DIR		\$55,338	\$11,763	\$67,101
NL	33101	3124	DIR		\$3,539	\$752	\$4,291
NL	33101	3141	DIR		\$2,250	\$478	\$2,728
NL	33201	2111	DIR		\$332	\$71	\$403
NL	33201	2121	DIR		\$844	\$179	\$1,023
NL	33201	2140	DIR		\$240	\$51	\$291
NL	33201	2515	DIR		\$305,803	\$91,697	\$397,500
NL	33201	2527	DIR		\$487	\$104	\$591
NL	33201	2621	DIR		(\$34,718)	\$0	(\$34,718)
NL	33201	2641	DIR		\$73,470	\$15,617	\$89,087

ION ACTIVITY	DEPOT ACTIVITY	CAC	OC	TYPE	OCT-JUL	PROJ AUG-SEP	PROJ FY94
NL	33201	2651	2651	DIR	\$20,653	\$4,390	\$25,043
NL	33204	2641	2641	DIR	\$670	\$351	\$1,021
NL	34101	2112	2112	IND	\$132	\$28	\$160
NL	34101	2122	2122	IND	\$746	\$159	\$905
NL	34101	2139	2139	IND	\$104	\$22	\$126
NL	34201	2112	2112	DIR	\$2,487	\$529	\$3,016
NL	34201	2113	2113	DIR	\$407	\$87	\$494
NL	34201	2122	2122	DIR	\$1,331	\$283	\$1,614
NL	34201	2123	2123	DIR	\$447	\$95	\$542
NL	34201	2133	2133	DIR	\$184	\$39	\$223
NL	34201	2140	2140	DIR	\$204	\$43	\$247
NL	34201	2631	2631	DIR	\$356	\$76	\$432
NL	34201	2641	2641	DIR	\$2,947	\$626	\$3,573
NL	34201	2651	2651	DIR	\$3,191	\$678	\$3,869
NL	34201	3124	3124	DIR	\$7,989	\$1,698	\$9,687
NL	34201	3141	3141	DIR	\$43,684	\$9,285	\$52,969
NL	34911	2221	2221	DIR	\$3,091,240	\$644,008	\$3,735,248
NL	34912	2221	2221	DIR	\$17,364	\$3,691	\$21,055
NL	35201	2515	2515	IND	\$84,000	\$0	\$84,000
NL	35401	2112	2112	IND	\$619	\$132	\$751
NL	35401	2122	2122	IND	\$873	\$186	\$1,059
NL	35501	2515	2515	DIR	\$17,750	\$9,288	\$27,038
NL	35601	2621	2621	IND	(\$121,005)	\$0	(\$121,005)
NL	35601	2631	2631	IND	\$3,712	\$789	\$4,501
NL	35601	2641	2641	IND	\$108,881	\$23,144	\$132,025
NL	35601	2651	2651	IND	\$25,795	\$5,483	\$31,278
NL	35601	3123	3123	IND	\$1,890	\$402	\$2,292
NL	35601	3124	3124	IND	\$3,243	\$689	\$3,932
NL	35801	2112	2112	IND	\$799	\$170	\$969
NL	35801	2113	2113	IND	\$865	\$184	\$1,049
NL	35801	2122	2122	IND	\$1,175	\$250	\$1,425
NL	35801	2123	2123	IND	\$25	\$5	\$30
NL	35801	2133	2133	IND	\$490	\$104	\$594
NL	35801	2140	2140	IND	\$241	\$51	\$292
NL	35801	2621	2621	IND	(\$14)	\$0	(\$14)
NL	35801	2631	2631	IND	\$216	\$46	\$262
NL	35801	2641	2641	IND	\$34,606	\$7,356	\$41,962
NL	35801	2651	2651	IND	\$6,769	\$1,439	\$8,208
NL	35801	3113	3113	IND	\$1,312	\$279	\$1,591
NL	35801	3114	3114	IND	\$2,274	\$483	\$2,757
NL	35801	3123	3123	IND	\$917	\$195	\$1,112
NL	35801	3124	3124	IND	\$2,270	\$483	\$2,753
NL	35801	3141	3141	IND	\$2,742	\$583	\$3,325
NL	36502	2515	2515	DIR	(\$214,611)	(\$107,305)	(\$321,916)
NL	36801	2515	2515	DIR	\$59,845	\$12,721	\$72,566
NL	36801	2621	2621	DIR	\$122,918	\$26,127	\$149,045
NL	36801	2641	2641	DIR	\$85,183	\$18,107	\$103,290
NL	36801	2651	2651	DIR	\$7,540	\$1,603	\$9,143
NL	37601	2515	2515	DIR	\$12,605	\$2,679	\$15,284
NL	37601	2621	2621	DIR	\$139,082	\$29,563	\$168,645
NL	91101	2115	2115	G+A	\$372	\$79	\$451
NL	91101	2125	2125	G+A	\$128	\$27	\$155
NL	91101	2515	2515	G+A	\$1,226,000	\$3,800,000	\$5,026,000
NL	91101	2527	2527	G+A	\$7,225	\$0	\$7,225
NL	91101	2641	2641	G+A	\$283	\$60	\$343
NL	91101	2651	2651	G+A	\$529	\$112	\$641
NL	92303	2651	2651	G+A	(\$5)	\$0	(\$5)
NL	92401	2651	2651	G+A	\$134	\$28	\$162
NL	92401	2671	2671	G+A	\$1,899	\$404	\$2,303
NL	92402	2515	2515	G+A	\$1,200	\$255	\$1,455

ION ACTIVITY	DEPOT ACTIVITY	CAC	OC	TYPE	OCT-JUL	PROJ AUG-SEP	PROJ FY94
NL		92402	2641	G+A	\$344	\$73	\$417
NL		92402	2651	G+A	\$32,512	\$6,911	\$39,423
NL		92501	2527	G+A	\$2,346	\$499	\$2,845
NL		92501	2621	G+A	(\$320)	\$0	(\$320)
NL		92501	2631	G+A	\$1,038	\$221	\$1,259
NL		92501	2641	G+A	\$1,799	\$382	\$2,181
NL		92501	2651	G+A	\$9,617	\$2,044	\$11,661
NL		92501	2671	G+A	\$1,624	\$345	\$1,969
NL		92501	3113	G+A	\$1,752	\$372	\$2,124
NL		92501	3114	G+A	\$21,541	\$4,579	\$26,120
NL		92501	3124	G+A	\$67	\$14	\$81
NL		92501	3141	G+A	\$2,123	\$451	\$2,574
NL		92601	2515	IND	\$70,000	(\$35,000)	\$35,000
NL		92602	2621	IND	(\$1,256)	\$0	(\$1,256)
NL		92602	2641	IND	\$9,654	\$2,052	\$11,706
NL		92602	2651	IND	\$2,042	\$434	\$2,476
NL		92603	2557	IND	\$274,618	\$85,470	\$360,088
NL		92901	2315	G+A	\$889	\$189	\$1,078
NL		92902	2315	G+A	\$156,569	\$45,087	\$201,656
NL		92904	2515	G+A	\$22,500	\$7,200	\$29,700
NL		93101	2641	IND	\$6	\$1	\$7
NL		93101	2651	IND	\$2,179	\$463	\$2,642
NL		93164	2515	IND	\$14,000	\$0	\$14,000
NL		93166	2513	IND	\$2,377	\$0	\$2,377
NL		93264	2651	DIR	\$342	\$73	\$415
NL		93610	2641	CAP	\$688	\$146	\$834
NL		93610	2651	CAP	\$758	\$161	\$919
NL		93610	3124	CAP	\$2,069	\$440	\$2,509
NL		93620	2651	IND	\$1,289	\$274	\$1,563
NL		93702	2651	IND	\$35	\$7	\$42
NL		93810	2113	G+A	\$277	\$59	\$336
NL		93810	2123	G+A	\$591	\$128	\$717
NL		93810	2140	G+A	\$120	\$26	\$146
NL		94101	2112	G+A	\$337	\$72	\$409
NL		94101	2122	G+A	\$305	\$65	\$370
NL		94101	2123	G+A	\$25	\$5	\$30
NL		94101	2132	G+A	\$50	\$11	\$61
NL		94101	2140	G+A	\$154	\$33	\$187
NL		94101	2651	G+A	\$854	\$182	\$1,036
NL		94101	3123	G+A	\$1,112	\$236	\$1,348
NL		94201	2617	IND	\$3,847	\$818	\$4,665
NL		94201	2651	IND	\$432	\$92	\$524
NL		94201	3141	IND	\$240	\$51	\$291
NL		94202	3124	IND	\$2,112	\$0	\$2,112
NL		94301	2631	IND	\$4,811	\$1,023	\$5,834
NL		94301	2641	IND	\$7,270	\$1,545	\$8,815
NL		94301	2651	IND	\$35,388	\$7,522	\$42,910
NL		94301	3111	IND	\$138	\$29	\$167
NL		94301	3112	IND	\$242	\$51	\$293
NL		94301	3122	IND	\$88	\$19	\$107
NL		94301	3123	IND	\$775	\$165	\$940
NL		94301	3124	IND	\$537	\$114	\$651
NL		94301	3141	IND	\$160	\$34	\$194
NL		94302	3124	IND	\$2,367	\$0	\$2,367
NL		94401	2521	IND	\$155,108	\$0	\$155,108
NL		94401	2527	IND	\$182,176	\$0	\$182,176
NL		94401	2651	IND	\$8,045	\$1,710	\$9,755
NL		94501	2521	G+A	\$288	\$0	\$288
NL		94601	2521	IND	\$370	\$79	\$449
NL		94601	2527	IND	\$6,320	\$1,343	\$7,663

ION ACTIVITY	DEPOT ACTIVITY	CAC	OC	TYPE	OCT-JUL	PROJ AUG-SEP	PROJ FY94
NL	94602	2515	IND		\$7,000	\$0	\$7,000
NL	95101	2315	G+A		\$32,770	\$6,966	\$39,736
NL	95101	2420	G+A		\$30,000	\$0	\$30,000
NL	95101	2631	G+A		\$12	\$3	\$15
NL	95201	2651	G+A		\$58	\$12	\$70
NL	95301	2651	G+A		\$48	\$10	\$58
NL	95301	3114	G+A		\$260	\$55	\$315
NL	95501	2527	G+A		\$1,726	\$367	\$2,093
NL	95501	2651	G+A		\$3,590	\$763	\$4,353
NL	95501	3113	G+A		\$10,661	\$2,266	\$12,927
NL	96203	2515	IND		\$79,314	\$16,859	\$96,173
NL	96203	2557	IND		\$91,070	\$19,358	\$110,428
NL	96203	2559	IND		\$1,964	\$417	\$2,381
NL	96203	2651	IND		\$3,456	\$735	\$4,191
NL	96203	2675	IND		\$5,399	\$1,148	\$6,547
NL	96203	3121	IND		\$35,520	\$7,550	\$43,070
NL	96203	3144	IND		\$168,404	\$35,796	\$204,200
NL	97201	2515	G+A		\$14,920	\$0	\$14,920
NL	97601	2515	G+A		\$1,600	\$12,600	\$14,200
NL	97601	3114	G+A		\$393	\$84	\$477
NL	97601	3124	G+A		\$51,872	\$11,026	\$62,898
NL	98211	6111	G+A		\$29,833	\$0	\$29,833
NL	98211	6199	G+A		\$1,365,875	\$0	\$1,365,875
NL	98555	2516	IND		(\$26,332)	\$0	(\$26,332)
NL	98580	2527	G+A		\$30	\$6	\$36
NL	98580	2651	IND		\$4,525	\$0	\$4,525
PV	92101	2112	G+A		\$553	\$0	\$553
PV	92101	2122	G+A		\$1,150	\$0	\$1,150
PV	92101	2140	G+A		\$103	\$0	\$103
PV	92101	2216	G+A		\$12	\$0	\$12
PV	92203	2113	G+A		\$410	\$0	\$410
PV	92203	2123	G+A		\$685	\$0	\$685
PV	92203	2133	G+A		\$166	\$0	\$166
PV	92203	2651	G+A		\$2,450	\$0	\$2,450
PV	92402	2527	G+A		\$7	\$0	\$7
PV	92402	2651	G+A		(\$15)	\$0	(\$15)
PV	92501	2527	G+A		\$6	\$0	\$6
PV	92501	2641	G+A		(\$3)	\$0	(\$3)
PV	92901	2614	G+A		\$23	\$0	\$23
PV	92901	2614	G+A		(\$5,250)	\$0	(\$5,250)
PV	92902	2315	G+A		(\$14,546)	\$0	(\$14,546)
PV	93111	2651	IND		\$7	\$0	\$7
PV	93111	3124	IND		\$63	\$0	\$63
PV	93131	2651	IND		\$208	\$0	\$208
PV	93141	2651	IND		\$1,431	\$0	\$1,431
PV	93142	2641	IND		(\$3)	\$0	(\$3)
PV	93142	2651	IND		\$26	\$0	\$26
PV	93164	2612	IND		\$17	\$0	\$17
PV	93164	2631	IND		\$2	\$0	\$2
PV	93164	2641	IND		(\$53)	\$0	(\$53)
PV	93164	2651	IND		\$480	\$0	\$480
PV	93166	2112	IND		\$17	\$0	\$17
PV	93166	2651	IND		\$134	\$0	\$134
PV	93181	2641	IND		(\$74)	\$0	(\$74)
PV	93181	2651	IND		(\$899)	\$0	(\$899)
PV	93191	2651	IND		\$10	\$0	\$10
PV	93401	2527	G+A		(\$200)	\$0	(\$200)
PV	93401	2651	G+A		\$133	\$0	\$133
PV	93522	2641	IND		\$171	\$0	\$171
PV	93522	2651	IND		\$19	\$0	\$19



# PART IV



PART V



PART V-B  
DDWG

**DATA CALL FOR DEFENSE DISTRIBUTION DEPOTS**

**Section V**

Depot Name?

(Use 4-letter abbreviation e.g. DDOU)

Ques #

Item

Y/N

V.1. "Unique" operational facilities?

If yes, complete table below

list/describe facilities	NSF	TCF	ACF	OCF	replacement cost
WEAPONS STORAGE	11508	218614	201355	171152	
CONTAINER FABRICATION	50900	(NOT APPLICABLE)			
CLASSIFIED STORAGE	30355	576745	531213	493753	
HAZARDOUS	23715	279564	259284	169978	4630000

V.2. Any "one of a kind" facilities?

Y/N

V.3. Describe facilities, explain why "one of a kind" & "unique" facilities are at your depot

(Use a separate sheet of paper - Clearly identify the question number with your answer)

**Please Return to the Top of the Screen and Go To the RIGHT**

**Section V - DEPOT QUESTIONS (continued)**

**Ques #                      ITEM**

V.4.      **Distance in miles from depot to**

	miles
rail?	<b>ON BASE</b>
water?	167
surface?	28
air?	0

V.5.      **Any collected activities that directly benefit from the depot's current location?**

Y/N

**Y**

*If yes, list and describe benefits*

activities	benefits
<b>AIR LOGISTICS CENTER</b>	<b>DEPOT MAINTENANCE</b>
	<b>FOR C141, C130 AND F16</b>
<b>MAINTENANCE</b>	<b>IMMEDIATE MATERIAL</b>
	<b>SUPPORT</b>
<b>ITEM MANAGERS AND</b>	<b>HANDS ON INSPECTIONS</b>
<b>EQUIPMENT SPECIALISTS</b>	
<b>V.5 Continued on Addendum Sheet</b>	

V.6.      **List MAJOR depot customers within 100 miles**

MAJOR customers	MAJOR customers
<b>ROBINS AFB GA-8 MILES</b>	

V.7.      **List MAJOR depot customers within 300 miles (101 to 300 miles)**

MAJOR customers	MAJOR customers
<b>MOODY AFB GA-125 MILES</b>	
<b>HURLBERT FIELD FL-289</b>	
<b>EGLN AFB FL-378</b>	
<b>TYNDALL AFB FL-282</b>	

**PLEASE Go To the Top of the Screen and to the RIGHT**

**Section V - DEPOT QUESTIONS (continued)**

**Ques #**                      **ITEM**

V.8.      **Commodities stored require  
any particular type of trans.  
for stock movement?**

Y/N

**Y**

If yes, list commodity &  
type of transportation needed

commodity	trans needed
WINGS FOR C-141	SPECIAL DOD RAILCAR
STABILIZERS	RAIL

V.9.      **Distance in miles from depot  
to nearest**

miles

aerial P.O.E.	<b>0</b>
water P.O.E.	<b>167</b>

**PLEASE Go To the Top of the Screen and to the RIGHT**



Section V - DEPOT Questions (continued)

Ques #	ITEM	DDWG			
		NSF	TCF	ACF	OCF
V.10	Total covered storage capacity				
V.12	general purpose				
	classified				
	hazardous				
	freeze				
	chill				
	shed				
V.11.	Total NSF & OCF of all open storage	NSF			OCF
V.12.	hardstand				
	improved outside	186852			
V.13.	Total NSF of marshalling area	1948			
V.14.	NSF, TCF, ACF of storage space dedicated to reimburseable missions (provide breakout by mission on separate sheet of paper)		NSF	TCF	ACF
	covered				
	uncovered				
V.15.	NSF/ACF of bulk storage available	NSF		ACF	
V.16.	NSF/ACF bulk storage occupied				
V.17.	# of bin locations	20683			
V.18.	# of bin locations occupied	14563			
V.19.	# of rack locations	454178			
V.20.	# of rack locations occupied	312186			
V.21.	Current excess capacity dedicated to stow materiel moving from a former BRAC'd depot	NSF		ACF	
		0		0	
V.22.	Average daily thruput per 8 hr day, etc.		Issues	Receipts	Eaches
	bin		2078	1342	
	bulk		666	512	
	hazardous		44	25	
	chill				
	CCP				
	TOTAL		2788	1879	0
V.23.	Average daily thruput		Issues	Receipts	Eaches
	bin	Question	Eliminated	by DLA	
	bulk	Question	Eliminated	by DLA	
	hazardous	Question	Eliminated	by DLA	
	chill	Question	Eliminated	by DLA	
	CCP	Question	Eliminated	by DLA	

**Section V - DEPOT Questions (continued)**

Ques #	ITEM	DDWG
V.24.	<b>% of total workload that supports</b>	% ex.
	collocated maintenance activity	45.70% enter 80% as .80
	other on-base customers	
	local delivery (100 miles)	6.40%
	all others	47.90%

V.25.	Number of average daily issues	# of issues
	bin	Question
	medium bulk	Eliminated
	bulk	by DLA
	hazardous	
	PEI:	
	combat vehicles	Question
	trailors	Eliminated
	tactical vehicles	by DLA
	small arms	Question
	towed artillery	Eliminated
	aircraft	by DLA
	other	

V.26.	Project workload for FY95	lines in	lines out
	FY95	433882	643786

V.27.	Total # of lines shipped in FY94	696892
V.28.	Total # of lines received in FY94	468897
V.29.	Total # of tons shipped in FY94	44837
V.30.	Total # of tons received in FY94	82882

**PLEASE Go To the Top of the Screen and to the RIGHT**

**Section V - DEPOT Questions (continued)**

Ques #	ITEM	DDWG										
V.31.	<b>ID each mechanized/automated warehouse system.....</b> (Answer on a separate sheet of paper, clearly ID question number)											
V.32.	<b>Capital investment programmed for new or replacement equipment for FY96-FY99</b>	<table border="1"> <thead> <tr> <th colspan="2" data-bbox="1025 310 1174 331">capital investment</th> </tr> </thead> <tbody> <tr> <td data-bbox="863 342 921 368">FY96</td> <td data-bbox="1186 342 1268 368"><b>\$581,000</b></td> </tr> <tr> <td data-bbox="863 374 921 400">FY97</td> <td data-bbox="1202 374 1268 400"><b>128,000</b></td> </tr> <tr> <td data-bbox="863 406 921 431">FY98</td> <td data-bbox="1210 406 1268 431"><b>48,000</b></td> </tr> <tr> <td data-bbox="863 438 921 463">FY99</td> <td data-bbox="1202 438 1268 463"><b>219,000</b></td> </tr> </tbody> </table>	capital investment		FY96	<b>\$581,000</b>	FY97	<b>128,000</b>	FY98	<b>48,000</b>	FY99	<b>219,000</b>
capital investment												
FY96	<b>\$581,000</b>											
FY97	<b>128,000</b>											
FY98	<b>48,000</b>											
FY99	<b>219,000</b>											
V.33.	<b>Any unique ADP systems which must be maintained after DSS deployed?</b>	<table border="1"> <thead> <tr> <th data-bbox="802 544 835 566">Y/N</th> </tr> </thead> <tbody> <tr> <td data-bbox="712 572 992 602"><b>DDRE WILL COMPLETE</b></td> </tr> </tbody> </table>	Y/N	<b>DDRE WILL COMPLETE</b>								
Y/N												
<b>DDRE WILL COMPLETE</b>												
	If yes, ID by Name	<table border="1"> <thead> <tr> <th data-bbox="1045 612 1158 634">system name</th> </tr> </thead> <tbody> <tr> <td data-bbox="930 640 1280 666"><b>HQ DLA TO ANSWER</b></td> </tr> <tr> <td> </td> </tr> <tr> <td> </td> </tr> <tr> <td> </td> </tr> </tbody> </table>	system name	<b>HQ DLA TO ANSWER</b>								
system name												
<b>HQ DLA TO ANSWER</b>												
V.34.	<b>Total tons of mission equipment</b> <b>Total tons of support equipment</b>	<table border="1"> <tbody> <tr> <td data-bbox="712 800 935 829"><b>See Addend VB34</b></td> </tr> <tr> <td data-bbox="764 836 844 861"><b>284 Ton</b></td> </tr> </tbody> </table>	<b>See Addend VB34</b>	<b>284 Ton</b>								
<b>See Addend VB34</b>												
<b>284 Ton</b>												
V.35.	<b>Total # of light military vehicles</b> <b>Total # of heavy/special vehicles</b>	<table border="1"> <tbody> <tr> <td data-bbox="913 917 935 942"><b>4</b></td> </tr> <tr> <td data-bbox="897 949 935 974"><b>288</b></td> </tr> </tbody> </table>	<b>4</b>	<b>288</b>								
<b>4</b>												
<b>288</b>												
V.36.	<b>GSF of storage space for vehicles</b> (shelters & trailers included)	<table border="1"> <thead> <tr> <th colspan="2" data-bbox="802 1087 844 1108">GSF</th> </tr> </thead> <tbody> <tr> <td data-bbox="607 1115 695 1140">covered</td> <td> </td> </tr> <tr> <td data-bbox="579 1146 695 1172">uncovered</td> <td data-bbox="877 1146 935 1172"><b>38128</b></td> </tr> </tbody> </table>	GSF		covered		uncovered	<b>38128</b>				
GSF												
covered												
uncovered	<b>38128</b>											

**PLEASE Go To the Top of the Screen and to the RIGHT**



**Section V - DEPOT Questions (continued)**

**Ques**                      **ITEM**    **DDWG**

V.44. MILCON funded or in process  
that increases storage capacity?  
If yes, ID # of NSF,TCF,ACF

Y/N

	NSF	TCF	ACF
FY 1994			
FY 1995			
FY 1996			
FY 1997			
FY 1998			

V.45. MILCON funded or in process  
that increases thruput capacity?

Y/N

If yes, describe & explain how much on a separate sheet, ID projects separately  
for fiscal years 94, 95, 96, 97, & 98. CLEARLY ID QUESTION NUMBER.

V.46. Capability to expand in cube?

Y/N

If yes, provide method & TCF,ACF

method
Reconfigure aisles in current facilities to 8' rather than 10',
Utilize nesting stacking frames in bulk areas.

TCF		ACF	
Current	Projected	Current	Projected
21480000	21480000	18360000	21296280

V.47. Maximum rated thruput

	lines in	lines out
bin		
bulk		
hazardous		
chill		
CCP		
<b>TOTAL</b>	<b>0</b>	<b>0</b>

V.48. Max surge thruput capacity avail to accomodate contingency mobilization?

	FIRST 8 HR SHIFT		additional capacity with 2nd 8 HR SHIFT	
	lines in	lines out	lines in	lines out
bin				
bulk				
hazardous				
chill				
CCP				
<b>TOTAL</b>	<b>0</b>	<b>0</b>	<b>0</b>	<b>0</b>

**PLEASE Go To the Top of the Screen and to the RIGHT**

Section V - DEPOT Questions (continued)

NL - DDWG

Ques ITEM

V.49 Ops constrained to accomodate requests of local communities? Y/N  
N

V.50. ID leased space from a private contractor/ company

location/purpose/type	SF	CF	ACF	OCF	cost	exp.date
NONE						

PLEASE Go To the Top of the Screen and to the RIGHT

**Section V - DEPOT Questions (continued)**

**Ques #**

**ITEM**

**DDWG**

V.51. **If unique ADP systems must be maintained, provide annual costs to maintain (by system)**

system name	cost
DDRE WILL COMPLETE	

V.52. **Cost for bulk movement of mission stock per ton per mile**

# of tons	cost
81,170	\$0.97

V.53. **Packaging/packing costs per ton for bulk movement of assets**

# of tons	cost
17532.63	\$239.41

**END OF AUTOMATED PORTION OF SECTION V.  
Comments field available;**

COMMENTS:

V.6. Any collocated activities that directly benefit from the depot's current location?

Activities:

Benefits:

DRMO Reduced transportation cost for disposals

19 Air Refueling Wing/Immediate support of SBSS

9th Space Warning Sq (PAVE PAWS)/Receiving point for mark-fors

5th Combat Communications Group/Receiving point for mark-fors

NOTE: In FY96, additional collocated activities to increase DDWG workload include Joint Stars (10 aircraft) and B-1B (8-10 aircraft).

V.27. Unique missions: None

V.46. Reconfigure aisles in current facilities to 8' width rather than 10' utilize nesting stacking frames in bulk areas. Current ACF is 10,268,000; projected increase is 10%, which brings ACF to 21,398,290. Overall TC F remains 27,000,000.



7.B.31.

<u>Name of Mech/Auto Sys</u>	<u>Age(yrs)</u>	<u>Est Maintenance Cost w/ Labor</u>
1. Receiving Conveyor System Bldg 376 Note: Material cost low due to conveyor being new and not requiring many parts	0-5	\$ 1,000 - Materials <u>\$ 40,550 - Labor</u> \$ 41,550 - Total
2. Automated Warehouse System (AWS) (This includes maintenance of conveyors, Auto Vehicles, Computer Terminals, battery repair, floor systems, misc. components)	5-10	\$ 40,373 - Materials <u>\$439,296 - Labor</u> \$479,669 - Total
3. Warehouse Inventory Control System (WICS) (This includes maintenance of conveyors, Auto Vehicles, Computer Terminals, battery repair, floor systems, misc. components)	0-5	\$ 21,269 - Materials <u>\$270,336 - Labor</u> \$291,605 - Total
4. Shipping Conveyor System Bldg 376 Note: Material costs were low due to recycling of conveyor parts	10-20	\$ 2,000 - Materials <u>\$ 94,617 - Labor</u> \$ 96,617 - Total

DDWG

V.B.31 Answer is divided into two separate parts  
Suggested source does not provide equipment data.

1. Age of equipment, was retrieved from EMACS Program Inquire Equipment Identification.
2. Maintenance and repair cost was retrieved from EMACS program Inquire Maintenance Cost.
  - A. EMACS collects maintenance cost on a calendar year cycle, 1 January thru 31 December. When the maintenance cost report was retrieved from EMACS, seven months of data was available. To provide an estimated annual maintenance and repair cost a calculation is required.

CALCULATION:

(total accumulated maintenance cost) divided by (seven months) multiplied by (twelve months) equals estimated annual maintenance cost.

DDWG

(NL)

V.B.3.1. CALCULATIONS:

1. Age of each mechanized/automated warehouse system.

0-5 yr.	5-10 yr.	10-20 yr.	>20 yr.
383 pcs.	522 pcs.	349 pcs.	0 pcs.

2. Estimated annual maintenance and repair cost per year:

$\$100,698 \text{ divide by } 7 \text{ months} \times 12 = \$172,625 \text{ est.}$   
average year cost.

DDWG

V.B.32 The suggested source, does not provide enough data to answer this question.

1. EMACS program, Inquire Replacement Requirements was used to provide material handling and mobile equipment for capital investment replacements.
  - A. EMACS use life expectancy to project replacement of material handling and mobile capital investment equipment.
  
2. DDRE Modernization Mechanization 5 year plan, (FY96 thru FY2001) was used to provide mechanized and automated warehouse systems for capital investment replacements.
  - A. The Modernization Mechanization 5 year plan establishes DDRE as a modern, flexible, and completely integrated logistics organization with required facilities, equipment and systems to meet customer demands, increase productivity and effectiveness through use of modern materials handling technology, and maintain the lowest possible unit cost.

DDWG NL

V B 33 DDRE-Z deferred response to HQ BRAC Office for coordination with HQ DDSC/DSS Implementation Office.

DDWG

V.B.34 EMACS program, Inquire Equipment Identification was used as the source for mission equipment. The DDRE Manpower status report for the month ending 31 July 94 was used for support equipment.

1. DDRE BRAC office provided calculations for mission and support equipment.

CALCULATIONS:

Mission Equipment..

Host Activity: 5.38T x EMACS Inventory

Support Equipment..

.35 Tons x Staff

Mission Equipment..

Tenant Activity: 3.31T x EMACS Inventory

Support Equipment..

.35 Tons x Staff

DDWG

V.B.35 EMACS programs, Availability Activity Summary Report and Inquire Equipment Identification were used as the source to identify the total number of light vehicles and heavy/special vehicles currently in the inventory to perform the mission.

ASSUMPTIONS:

Any piece of mobile equipment that can be driven over the road or by rail, either with or without a permit, was considered to be driveable. All other equipment was considered to be shipped.

DDWG NL

V B 51 DDRE-Z deferred response to HQ BRAC Office for coordination with HQ DDSC/DSS Implementation Office.



# PART VI




PART VI: PROVIDING SERVICES

ACTIVITY CODE: NL-DDWG

<u>VI.A.1</u> <u>CATEGORY OF SUPPORT</u>	<u>VI.A.2.</u> <u>RECEIVER OF SUPPORT</u> <u>(Full Name of Org.)</u>	<u>VI.A.3.</u> <u>PROVIDING ORG</u>	<u>VI.A.4.</u> <u>WORK YEARS</u> <u>(2088 hrs=work yrs)</u>
B10 EDUCATION SERVICES	653RD SUPPORT GROUP	DEFENSE DISTRIBUTION REGION EAST	0 (CASE-BY-CASE BASIS)
B12 EQUIPMENT MANAGEMENT & REPAIR	653RD SUPPORT GROUP	DEFENSE DISTRIBUTION REGION EAST	0 (CASE-BY-CASE BASIS)
B21 INSTALLATION RETAIL SUPPLY AND STORAGE OPS	653RD SUPPORT GROUP	DEFENSE DISTRIBUTION REGION EAST	111.99
B25 MOBILIZATION SUPPORT	653RD SUPPORT GROUP	DEFENSE DISTRIBUTION REGION EAST	1.38

Source of Data: DRAFT ISA  
Reference: DODI 4000.19

POC for this information is: 

filename: ddwgsupb.wpf

PART VI: RECEIVING SERVICES

ACTIVITY CODE: NL - DDWG

PAGE 1

VI.A.5.  
CATEGORY OF SUPPORTVI.A.6.  
PROVIDER OF SUPPORT  
(Full Name of Org.)VI.A.7.  
WORK YEARS  
(2088 hrs=work yrs)

A1 CHAPEL & CHAPLAIN SERVICES	653rd AIR BASE GROUP	.01
A2 COMMAND ELEMENT	"	5.72
/		
A3 COMMON USE FAC OPS/MAINT/REP/CON	"	16.79
A4 DISASTER PREPAREDNESS	"	.10
A5 ENVIRONMENTAL COMPLIANCE	"	3.96
A6 FIRE PROTECTION	"	33.00
A7 LIBRARIES	"	.30
A8 MORALE & FITNESS SUPPORT	"	1.82
A9 POLICE SERVICES	"	9.43
A10 SAFETY	"	1.42
A11 SHUTTLE SERVICES	"	.20
B1 ADMINISTRATIVE SERVICES	"	3.28
B2 AUDIOVISUAL SERVICES	"	1.18
B3 AUTOMATED DATA PROCESSING	"	20.61
B5 CLUBS	"	NONE
B6 COMMUNICATION SERVICES	"	8.10
B7 COMMUNITY SUPPORT SERVICES	"	2.42
B9 CUSTODIAL SERVICES	"	3.78

PART VI: RECEIVING SERVICES

ACTIVITY CODE: NL- DDWG

PAGE 2

VI.A.5.

CATEGORY OF SUPPORT

VI.A.6.

PROVIDER OF SUPPORT  
(Full Name of Org.)

VI.A.7.

WORK YEARS  
(2088 hrs=work yrs)

B10 EDUCATION SERVICES	653rd AIR BASE GROUP	2.29	
B11 ENGINEERING SUPPORT	"	16.32	
B12 EQUIPMENT OPS/MAINT/REPAIR	"	5.28	
B14 FACILITIES & REAL PROPERTY SUPPORT	"	.37	
B15 FACILITY MAINTENANCE & REPAIR	"	.00	(CASE-BY-CASE)
B16 FINANCE AND ACCOUNTING	"	8.25	
B18 HEALTH SERVICES	"	6.10	
B19 HOUSING & LODGING SERVICES	"	.27	
B21 INSTALLATION RETAIL SUP & STOR OPS	"	.0022	
B24 MILITARY PERSONNEL SUPPORT	"	1.10	
B28 PURCHASING & CONTRACTING SERVICES	"	.06	
B29 REFUSE COLLECTION & DISPOSAL	"	5.21	
B31 TRAINING SERVICES	"	6.18	
B32 TRANSPORTATION SERVICES	"	-0-	
		.20	

Source of Data: ISA § DRAFT  
Reference DODI 4000.19

POC for this information is:

filename: DDWGBRAC

ACTIVITY CODE: DDWG

BRAC 95 DATA CALL

QUESTIONS VI.A.8. and VI.A.9.

NAME OF INSTALLATION: DDWG-D

NO OF CONTRACTOR PERSONNEL: Not tracked by the host, therefore information cannot be provided

CONTRACT NO: DOC# 75402601 F0965093D00225011

CONTRACTOR'S NAME: Pitney Bowes

CONTRACT VALUE: \$ 5,580.00

SOURCE OF DATA: Actual contracts

POC FOR THIS INFORMATION IS: Kay Williams, DDWG-XAB, DSN 468-6450

NAME OF INSTALLATION: DDWG-D

NO OF CONTRACTOR PERSONNEL: Not tracked by the host, therefore information cannot be provided

CONTRACT NO: DOC # 75402602 F3360088D04810612

CONTRACTOR'S NAME: Pitney Bowes

CONTRACT VALUE: \$ 7,500.00

SOURCE OF DATA: Actual contracts

POC FOR THIS INFORMATION IS: Kay Williams, DDWG-XAB, DSN 468-6450

NAME OF INSTALLATION: DDWG-D

NO OF CONTRACTOR PERSONNEL: Not tracked by the host, therefore information cannot be provided

CONTRACT NO: DOC# 75402602 F3360094D00750675

CONTRACTOR'S NAME: Pitney Bowes

CONTRACT VALUE: \$ 22,500.00

SOURCE OF DATA: Actual contracts

POC FOR THIS INFORMATION IS: 

ACTIVITY CODE: NL - DDWG

BRAC 95 DATA CALL

QUESTIONS VI.A.8. and VI.A.9.

NAME OF INSTALLATION: DDWG-D

NO OF CONTRACTOR PERSONNEL: Not tracked by the host, therefore information cannot be provided

CONTRACT NO: DOC # 75402703 F09650-92-C0001

CONTRACTOR'S NAME: K & M Maintenance

CONTRACT VALUE: \$ 155,107.77

SOURCE OF DATA: Actual contracts

POC FOR THIS INFORMATION IS: Kay Williams, DDWG-XAB, DSN 468-6450

NAME OF INSTALLATION: DDWG-D

NO OF CONTRACTOR PERSONNEL: Not tracked by the host, therefore information cannot be provided

CONTRACT NO: DOC # 75402702 F09650-91-C0001

CONTRACTOR'S NAME: Data General

CONTRACT VALUE: \$ 75,275.64

SOURCE OF DATA: Actual contracts

POC FOR THIS INFORMATION IS: Kay Williams, DDWG-XAB, DSN 468-6450

NAME OF INSTALLATION: DDWG-D


NO OF CONTRACTOR PERSONNEL: Not tracked by the host, therefore information cannot be provided

CONTRACT NO: DOC # 75402701 F09650-90-C0200

CONTRACTOR'S NAME: Intel Com Support Services

CONTRACT VALUE: \$ 182,176.00

SOURCE OF DATA: Actual contracts

POC FOR THIS INFORMATION IS: 

ACTIVITY CODE: NL - DDWG

BRAC 95 DATA CALL

QUESTIONS VI.A.8. and VI.A.9.

NAME OF INSTALLATION: DDWG-D

NO OF CONTRACTOR PERSONNEL: Not tracked by the host, therefore information cannot be provided

CONTRACT NO: DOC # 75330901 F09650-91-C0066

CONTRACTOR'S NAME: Unisys

CONTRACT VALUE: \$ 220,260.00

SOURCE OF DATA: Actual contracts

POC FOR THIS INFORMATION IS: Kay Williams, DDWG-XAB, DSN 468-6450

NAME OF INSTALLATION: DDWG-D

NO OF CONTRACTOR PERSONNEL: Not tracked by the host, therefore information cannot be provided

CONTRACT NO: DOC # F6DDWG32152000 F09650-93-MR229

CONTRACTOR'S NAME: Watson Cable Co

CONTRACT VALUE: \$ 190.40

SOURCE OF DATA: Actual contracts

POC FOR THIS INFORMATION IS: Kay Williams, DDWG-XAB, DSN 468-6450

NAME OF INSTALLATION: DDWG-D

NO OF CONTRACTOR PERSONNEL: Not tracked by the host, therefore information cannot be provided

CONTRACT NO: DOC # DD282

CONTRACTOR'S NAME: Defense Printing Service

CONTRACT VALUE: \$ 30,000.00

SOURCE OF DATA: Actual contracts

POC FOR THIS INFORMATION IS: 



ACTIVITY CODE: NL-DDWG

BRAC 95 DATA CALL

QUESTIONS VI.A.8. and VI.A.9.

NAME OF INSTALLATION: DDWG-D

NO OF CONTRACTOR PERSONNEL: Not tracked by the host, therefore information cannot be provided

CONTRACT NO: DOC # NL 94002 F09650-94-M0154

CONTRACTOR'S NAME: Perry Paint Center (653 CES)

CONTRACT VALUE: \$ 2,376.50

SOURCE OF DATA: Actual contracts

POC FOR THIS INFORMATION IS: Kay Williams, DDWG-XAB, DSN 468-6450

NAME OF INSTALLATION: DDWG-D

NO OF CONTRACTOR PERSONNEL: Not tracked by the host, therefore information cannot be provided

CONTRACT NO: DOC # NL940003

CONTRACTOR'S NAME: 653 CES

CONTRACT VALUE: \$ 84,000

SOURCE OF DATA: Actual contracts

POC FOR THIS INFORMATION IS: Kay Williams, DDWG-XAB, DSN 468-6450

NAME OF INSTALLATION: DDWG-D

NO OF CONTRACTOR PERSONNEL: Not tracked by the host, therefore information cannot be provided

CONTRACT NO: DOC # NL940004

CONTRACTOR'S NAME: WRO-ALC/FMFAAR

CONTRACT VALUE: \$ 800.00

SOURCE OF DATA: Actual contracts

POC FOR THIS INFORMATION IS 

ACTIVITY CODE: NL - DDWG

BRAC 95 DATA CALL

QUESTIONS VI.A.8. and VI.A.9.

NAME OF INSTALLATION: DDWG-D

NO OF CONTRACTOR PERSONNEL: Not tracked by the host, therefore information cannot be provided

CONTRACT NO: DOC # NL94012

CONTRACTOR'S NAME: 653 CCSG

CONTRACT VALUE: \$ 12,820.00

SOURCE OF DATA: Actual contracts

POC FOR THIS INFORMATION IS: Kay Williams, DDWG-XAB, DSN 468-6450

NAME OF INSTALLATION: DDWG-D

NO OF CONTRACTOR PERSONNEL: Not tracked by the host, therefore information cannot be provided

CONTRACT NO: DOC # NL94005

CONTRACTOR'S NAME: 653 CES

CONTRACT VALUE: \$ 397,500.00

SOURCE OF DATA: Actual contracts

POC FOR THIS INFORMATION IS: Kay Williams, DDWG-XAB, DSN 468-6450

NAME OF INSTALLATION: DDWG-D


NO OF CONTRACTOR PERSONNEL: Not tracked by the host, therefore information cannot be provided

CONTRACT NO: DOC # NL94005

CONTRACTOR'S NAME: 653 CES

CONTRACT VALUE: \$ 70,000.00

SOURCE OF DATA: Actual contracts

POC FOR THIS INFORMATION IS: 

ACTIVITY CODE: NL - DDWG

BRAC 95 DATA CALL

QUESTIONS VI.A.8. and VI.A.9.

NAME OF INSTALLATION: DDWG-D

NO OF CONTRACTOR PERSONNEL: Not tracked by the host, therefore information cannot be provided

CONTRACT NO: DOC # NL94005

CONTRACTOR'S NAME: 653 CES

CONTRACT VALUE: \$ 22,500.00

SOURCE OF DATA: Actual contracts

POC FOR THIS INFORMATION IS: Kay Williams, DDWG-XAB, DSN 468-6450

NAME OF INSTALLATION: DDWG-D

NO OF CONTRACTOR PERSONNEL: Not tracked by the host, therefore information cannot be provided

CONTRACT NO: DOC # NL94006

CONTRACTOR'S NAME: WR-ALC/FMFAAR

CONTRACT VALUE: \$ 1,226.00

SOURCE OF DATA: Actual contracts

POC FOR THIS INFORMATION IS: Kay Williams, DDWG-XAB, DSN 468-6450

NAME OF INSTALLATION: DDWG-D


NO OF CONTRACTOR PERSONNEL: Not tracked by the host, therefore information cannot be provided

CONTRACT NO: DOC # NL94007

CONTRACTOR'S NAME: 653 CCSG

CONTRACT VALUE: \$ 30,278.00

SOURCE OF DATA: Actual contracts

POC FOR THIS INFORMATION IS: 

ACTIVITY CODE: NL - DDWG

BRAC 95 DATA CALL

QUESTIONS VI.A.8. and VI.A.9.

NAME OF INSTALLATION: DDWG-D

NO OF CONTRACTOR PERSONNEL: Not tracked by the host, therefore information cannot be provided

CONTRACT NO: DOC # 94009

CONTRACTOR'S NAME: Wright-Patterson (MSC/SHP)

CONTRACT VALUE: \$ 49,036.00

SOURCE OF DATA: Actual contracts

POC FOR THIS INFORMATION IS: Kay Williams, DDWG-XAB, DSN 468-6450

NAME OF INSTALLATION: DDWG-D

NO OF CONTRACTOR PERSONNEL: Not tracked by the host, therefore information cannot be provided

CONTRACT NO: DOC \$ 94010

CONTRACTOR'S NAME: WR-ALC/FMFAB

CONTRACT VALUE: \$ 12,000.00

SOURCE OF DATA: Actual contracts

POC FOR THIS INFORMATION IS: Kay Williams, DDWG-XAB, DSN 468-6450

NAME OF INSTALLATION: DDWG-D

NO OF CONTRACTOR PERSONNEL: Not tracked by the host, therefore information cannot be provided

CONTRACT NO: DOC # NL94011

CONTRACTOR'S NAME: 653 CES

CONTRACT VALUE: \$ 14,000.00

SOURCE OF DATA: Actual contracts

POC FOR THIS INFORMATION IS: 

PART VIII

•

PART VIII: COMMUNITY INFORMATION DATA CALL QUESTIONS

Name of Activity: DDWG Activity Code: NL

Duty Station: Warner Robins, GA

VIII.A. General Obligation Bond Rating

VIII.A.1. Rating: Aaa

VIII.A.1. Date of Rating: June 1, 1994

VIII.A.1. If used, "nearest municipality" name:  
Not applicable.

Source (identify and provide as an enclosure):

Moody's Bond Record, July 1994, Pg 494.

VIII.B Local Area Public Transportation

VIII.B.2. Public Transportation to Installation (circle):

Yes / (No)

VIII.B.3. If Yes, List Public Transportation Systems:

1. \_\_\_\_\_
2. \_\_\_\_\_
3. \_\_\_\_\_
4. \_\_\_\_\_
5. \_\_\_\_\_

Source(s): 1995 Air Force BRAC data, page 85

Activity Code:     NL    

VIII.C. Airport

Distance from the Installation

VIII.C.4.a Number of Miles:     7.3 from the main gate    

VIII.C.4.b Approximate Driving Time (minutes):

    11    

VIII.C.5. Hub Classification (circle): Large Hub  
Medium Hub  
Small Hub  
(Non-Hub)

VIII.C.6. Name and Street Address of Airport:

    Middle Georgia Regional Airport    

    1000 Terminal Drive    

    Macon, GA 31297    

Source(s):     Ms. Emily Minshew, Administrative    

    Assistant, Middle Georgia Regional    

    Airport, (912) 788-3760    

VIII.D. Road Systems

VIII.D.7. Number of Main Interstate Highways:     1 (I75)    

VIII.D.8. Number of Spur Interstate Highways:     0    

VIII.D.9. Number of four lane U.S. Highways:     1 (Hwy 129)    

VIII.D.10. Number of two lane U.S. Highways:     2 (Hwys 41 & 341)    

Source(s):     Rand McNally 1993 Road Atlas, pgs 24-25



VIII.E.

Activity: NL (DDWG)  
ADDITIONAL INFORMATION MAY BE FORTHCOMING BY 30 OCT 94  
VIII.E.11.

A 25% increase would raise the number of employees by 131 in the populated series. The major functions would be:

Shipment, supply clerical: 20  
Quality specialist: 2  
Supply Specialist: 8  
Driver/operator: 4  
Material Handler/Packer: 97

The estimated time to fill would be 5 weeks.

VIII.E.12.

A 50% increase would raise the number of employees by 263 in the populated series. The major functions would be:

Shipment, supply clerical: 40  
Quality specialist: 5  
Supply Specialist: 16  
Driver/operator: 8  
Material Handler/Packer: 194

The estimated time to fill would be 8 weeks.

VIII.E.13.

A 100% increase would raise the number of employees by 526 in the populated series. The major functions would be:

Shipment, supply clerical: 81  
Quality specialist: 9  
Supply Specialist: 33  
Driver/operator: 15  
Material Handler/Packer: 388

The estimated time to fill would be 10 weeks.

\*\*\*\*\*

Positions were determined by taking an employee count by series and multiplying by the increased amounts.

Historical records were reviewed (where available), interviewing experienced staffing specialists for time estimates.

Determination was based on the following factors: availability of skills, employment situation, and time to fill similar positions.

VIII.E.

Activity: NL (DDWG)

Don Bradshaw, Robins AFB Personnel, advised they have an applicant supply available for DLA use. It is limited to applicants for warehousing and packing type positions, plus disabled veterans.

Terry Putnam, OPM Hunstville, advised they will be able to provide GS-4 clerical listings within 24 hours, quality and supply specialists within 4 to 6 weeks, and provide direct hire authority for drivers, forklift operators, material handlers, and packers. The time frames would not change with the numbers under recruitment.

Activity Code:     NL    

VIII.E Work Force Availability

Provide a separate Submission. Be sure the submission is titled: "VIII.E. Work Force Availability." Be sure the submission identifies the name of the activity and the duty station.

(Not applicable)

VIII.F. Vocational and Technical Education and Training

VIII.F.14.

<u>Type of Training/Instruction</u>	<u>Number of Voc/Tech Institutions Offering the Type of Training/Instruction</u>
<u>Electronics, data processing, and secretarial</u>	<u>                    1</u>
<u>Mechanics and secretarial</u>	<u>                    1</u>

VIII.F.15. Name & Address

Middle Georgia Technical Institute  
1311 Corder Road  
Warner Robins, GA 31088

Macon Technical Institute  
3300 Macon Tech Drive  
Macon, GA 31206

Source(s): American Trade School Directory  
Southern Bell Yellow Pages (May 1994-95)

Activity code:     NL    

VIII.G. Colleges and Universities

VIII.G.16. Number of Two-year Colleges:     4    

VIII.G.17. Colleges and Universities (Bachelor Degrees):

Name & Address of School

1. Mercer University  
1400 Coleman Ave.  
Macon, GA 31207
2. Wesleyan College  
4760 Forsyth Road  
Macon, GA 31297
3. Georgia College  
231 W. Hancock Street  
Milledgeville, GA 31061
4. Fort Valley State College  
805 State College Drive  
Fort Valley, GA 31030
5. Georgia Southwestern College  
Wheatley Street  
Americus, GA 31706

Source(s): 1987-88 Directory of Postsecondary Institutions  
pgs. 114, 115, 117, and 120  
Southern Bell Yellow Pages, pg. 327

VIII.H. Closure, Delayed Opening or Early Dismissal Caused by Adverse Climate Conditions

VIII.H.18.a.; VIII.H.18.b.; VIII.H.19.a.; VIII.H.19.b.  
List for 1992, 1993, and 1994:

	<u>Date</u>	<u>Type of Action</u>	<u>Cause</u>
1.	<u>1992</u>	<u>No closures</u>	<u>          </u>
2.	<u>1993</u>	<u>No closures</u>	<u>          </u>
3.	<u>1994</u>	<u>No closures</u>	<u>          </u>
4.	<u>          </u>	<u>          </u>	<u>          </u>
5.	<u>          </u>	<u>          </u>	<u>          </u>

Source(s): Local records

DDWG (NL)

VIII.I. Area of Residence: Civilian Employees

VIII.I.20.	<u>City/Town</u>	<u>County</u>	<u>State</u>	<u>% of Total</u>
1.	<u>Warner Robins</u>	<u>Houston</u>	<u>GA</u>	<u>35%</u>
2.	<u>Macon</u>	<u>Bibb</u>	<u>GA</u>	<u>28%</u>
3.	_____	_____	_____	_____
4.	_____	_____	_____	_____
5.	_____	_____	_____	_____

Source(s): Cities/Towns and Zip Code listing  
DBMS Civilian Personnel Data Bank  
DDWG (NL) 94208, Rand McNally Road Atlas  
(1991)

VIII.J. Housing: Median Value of Owner Occupied Homes

VIII.J.21.	<u>County/City</u>	<u>Median Value</u>
1.	<u>Houston, Warner Robins</u>	<u>\$62,100</u>
2.	<u>Bibb, Macon</u>	<u>\$57,900</u>
3.	_____	_____
4.	_____	_____
5.	_____	_____

Sources(s): 1990 Census of Population and Housing  
Summary Tape File 1A, GA  
\_\_\_\_\_

DDWG (NL)

VIII.K. Housing: Monthly Owner Costs

VIII.K.22.	<u>County/City</u>	<u>Monthly Costs</u>
1.	<u>Houston, Warner Robins</u>	<u>\$624</u>
2.	<u>Bibb, Macon</u>	<u>\$639</u>
3.	<u>_____</u>	<u>_____</u>
4.	<u>_____</u>	<u>_____</u>
5.	<u>_____</u>	<u>_____</u>

Source(s): Bureau of the Census. 1990 Census  
of Housing. Detailed Housing  
Characteristics. Table 68  
Financial Characteristics: 1990  
Motage Status and Selected Monthly  
Owner Costs - County - GA

VIII.L. Housing: Median Rent

VIII.L.23.	<u>County/City</u>	<u>Median Rent</u>
1.	<u>Houston, Warner Robins</u>	<u>\$315</u>
2.	<u>Bibb, Macon</u>	<u>\$253</u>
3.	<u>_____</u>	<u>_____</u>
4.	<u>_____</u>	<u>_____</u>
5.	<u>_____</u>	<u>_____</u>

Source(s): 1990 Census of Population and Housing  
Summary Tape File 1A Median Contract Rent  
County - GA

DDWG (NL)

VIII.M. New Housing Starts

VIII.M.24.	County/City	# of Housing Units/Permits			
		1990	1991	1992	1993
1.	<u>Houston, Warner</u> <u>Robbins</u>	<u>1166</u>	<u>1103</u>	<u>1474</u>	<u>1627</u>
2.	<u>Bibb, Macon</u>	<u>1166</u>	<u>1103</u>	<u>1474</u>	<u>1627</u>
3.	_____	_____	_____	_____	_____
4.	_____	_____	_____	_____	_____
5.	_____	_____	_____	_____	_____

Source(s): U. S. Bureau of the Census,  
Construction Report C40/90-93-A,  
Housing Units Authorized by Building  
Permits: Annual 1990 - 1993 Table 3

	VIII.N.25	VIII.N.26.a.	VIII.N.26.b.
<u>County/City</u>	<u>Ratio</u>	<u>% Graduate</u>	<u>% College</u>
1. <u>Houston/Warner Robins</u>	<u>1/24</u>	<u>90%</u>	<u>75-80%</u>
2. <u>Bibb/Macon</u>	<u>1/25</u>	<u>95%</u>	<u>52%</u>
3. _____	_____	_____	_____
4. _____	_____	_____	_____
5. _____	_____	_____	_____

Source(s): Houston County Board of Education, Mr. Robert Sipe,  
Director of Secondary Education for Houston County,  
(912) 988-6200  
Bibb County Board of Education, Mr. William Bell,  
Assistant Superintendent of Secondary Education,  
(912) 741-8560



Activity Code: NL

VIII.O. Health Care

VIII.O.27. Rate of Patient Care Physicians/1,000: 1.91

VIII.O.28. Number of Hospital Beds/1,000: 4.68

VIII.O.29. Distance to Nearest Hospital:

VIII.O.29.a. Number of Miles: 2.4 miles

VIII.O.29.b. Approximate Driving Time: 6 minutes

VIII.O.29.c. Name & Address:

Houston Medical Center

1601 Watson Blvd.

Warner Robins, GA

Source(s): American Business Climate and Economic Profiles Vehicle odometer and stop watch

VIII.P. Crime Rates

	<u>1990</u>	<u>1991</u>	<u>1992</u>
VIII.P.30. Violent Crime Rate	<u>598.7</u>	<u>574.9</u>	<u>635.3</u>
VIII.P.31. Property Crime Rate	<u>6886.4</u>	<u>5643.1</u>	<u>5717.1</u>

Source(s): Crime in the United States, Uniform Crime Reports for 1990, 1991, and 1992

VIII.Q. Federal Salary Rates - NL (DDWG)

		<u>GS-9, step 4</u>	<u>WG-5, step 2</u>
VIII.Q.32.a.	Per hour	<u>15.10</u>	<u>11.04</u>
VIII.Q.32.b.	Per Annum	<u>31,512</u>	<u>23,040</u>

		<u>PP-G-S</u>	<u>PP-G-S</u>	<u>PP-G-S</u>	<u>PP-G-S</u>
VIII.Q.33.		<u>GS-6/5</u>	<u>WG-6/4</u>	<u>          </u>	<u>          </u>
VIII.Q.33.a.	Per hour	<u>11.44</u>	<u>12.39</u>	<u>          </u>	<u>          </u>
VIII.Q.33.b.	Per Annum	<u>23,883</u>	<u>25,858</u>	<u>          </u>	<u>          </u>

Source (s) :

\_\_\_\_\_

\_\_\_\_\_


\_\_\_\_\_



1905  
77775  
**ADVISOR'S BOND RECORD**

CORPORATES  
CONVERTIBLES  
GOVERNMENTS  
MUNICIPALS

STANDARD & POOR'S



JULY 1994

STANDARD & POOR'S

## MOODY'S BOND RATINGS

Purpose: The system of rating securities was originated by John Moody in 1909.

The purpose of Moody's Ratings is to provide the investors with a simple system of gradation by which the relative investment qualities of bonds may be noted.

Rating Symbols: Gradations of investment quality are indicated by rating symbols, each symbol representing a group in which the quality characteristics are broadly the same. There are nine symbols as shown below, from that used to designate least investment risk (i.e., highest investment quality) to that denoting greatest investment risk (i.e., lowest investment quality):

Aaa Aa A Baa Ba B Caa Ca C

For explanation of municipal rating symbols, in particular the A 1 and Baa 1 groups see page 426.

Absence of Rating: Where no rating has been assigned or where a rating has been suspended or withdrawn, it may be for reasons unrelated to the quality of the issue.

Should no rating be assigned, the reason may be one of the following:

1. An application for rating was not received or accepted.
2. The issue or issuer belongs to a group of securities or companies that are not rated as a matter of policy.
3. There is a lack of essential data pertaining to the issue or issuer.
4. The issue was privately placed, in which case the rating is not published in Moody's publications.

Suspension or withdrawal may occur if new and material circumstances arise, the effects of which preclude satisfactory analysis; if there is no longer available reasonable up-to-date data to permit a judgment to be formed; if a bond is called for redemption; or for other reasons.

Changes in Rating: The quality of most bonds is not fixed and steady over a period of time, but tends to undergo change. For this reason changes in ratings occur so as to reflect these variations in the intrinsic position of individual bonds.

A change in rating may thus occur at any time in the case of an individual issue. Such rating change should serve notice that Moody's observes some alteration in the investment risks of the bond or that the previous rating did not fully reflect the quality of the bond as now seen. While because of their very nature, changes are to be expected more frequently among bonds of lower ratings than among bonds of higher ratings, nevertheless the user of bond ratings should keep close and constant check on all ratings—both high and low ratings—thereby to be able to note promptly any signs of change in investment status which may occur.

Limitations to Uses of Ratings: Bonds carrying the same rating are not claimed to be of absolutely equal quality. In a broad sense they are alike in position, but since there are a limited number of rating classes used in grading thousands of bonds, the symbols cannot reflect the fine shadings of risks which actually exist. Therefore, it should be evident to the user of ratings that two bonds identically rated are unlikely to be precisely the same in investment quality.

As ratings are designed exclusively for the purpose of grading bonds according to their investment qualities, they should not be used alone as a basis for investment operations. For example, they have no value in forecasting the direction of future trends of market price. Market price movements in bonds are influenced not only by the quality of individual issues but also by changes in money rates and general economic trends, as well as by the length of maturity, etc. During its life even the best quality bond may have wide price movements, while its high investment status remains unchanged.

The matter of market price has no bearing whatsoever on the determination of ratings which are not to be construed as recommendations with respect to "attractiveness." The attractiveness of a given bond may depend on its yield, its maturity date or other factors for which the investor may search, as well as on its investment quality, the only characteristic to which the rating refers.

Since ratings involve judgments about the future, on the one hand, and since they are used by investors as a means of protection, on the other, the effort is made when assigning ratings to look at "worst" potentialities in the "visible" future, rather than solely at the past record and the status of the present. Therefore, investors using the rating should not expect to find in them a reflection of statistical factors alone, since they are an appraisal of long term risks, including the recognition of many non-statistical factors.

Though ratings may be used by the banking authorities to classify bonds in their bank examination procedure, Moody's Ratings are not made with these bank regulations in view. Moody's Investors Service's own judgment as to desirability or non-desirability of a bond for bank investment purposes is not indicated by Moody's Ratings.

Moody's Ratings represent the mature opinion of Moody's Investors Service, Inc., as to the relative investment classification of bonds. As such, they should be used in conjunction with the description and statistics appearing in Moody's Manuals. Reference should be made to these statements for information regarding the issuer. Moody's Ratings are not commercial credit ratings. In no case is default or receivership to be imputed unless expressly so stated in the Manual.

## KEY TO MOODY'S CORPORATE RATINGS

### Aaa

Bonds which are rated Aaa are judged to be of the best quality. They carry the smallest degree of investment risk and are generally referred to as "preferred." Interest payments are protected by a large or by an exceptionally stable margin and principal is secure. While the various protective elements are likely to change, such changes as can be visualized are most unlikely to impair the fundamentally strong position of such issues.

### Aa

Bonds which are rated Aa are judged to be of high quality by all standards. Together with the Aaa group they compose what are generally known as high grade bonds. They are rated lower than the best bonds because margins of protection may not be as large as in Aaa securities or fluctuation of protective elements may be of greater amplitude or there may be other elements present which make the long-term risk appear somewhat larger than the Aaa securities.

### A

Bonds which are rated A possess many favorable investment attributes and are to be considered as upper-medium-grade obligations. Factors giving security to principal and interest are considered adequate, but elements may be present which suggest a susceptibility to impairment some time in the future.

### Baa

Bonds which are rated Baa are considered as medium-grade obligations. (i.e., they are neither highly protected nor poorly secured). Interest payments and principal security appear adequate for the present but certain protective elements may be lacking or may be characteristically unreliable over any great length of time. Such bonds lack outstanding investment characteristics and in fact have speculative characteristics as well.

### Ba

Bonds which are rated Ba are judged to have speculative elements; their future cannot be considered as well-secured. Often the protection of interest and principal payments may be very moderate, and thereby not well safeguarded during both good and bad times over the future. Uncertainty of position characterizes bonds in this class.

### B

Bonds which are rated B generally lack characteristics of the desirable investment. Assurance of interest and principal payments or of maintenance of other terms of the contract over any long period of time may be small.

### Caa

Bonds which are rated Caa are of poor standing. Such issues may be in default or there may be present elements of danger with respect to principal or interest.

### Ca

Bonds which are rated Ca represent obligations which are speculative in a high degree. Such issues are often in default or have other marked shortcomings.

### C

Bonds which are rated C are the lowest rated class of bonds, and issues so rated can be regarded as having extremely poor prospects of ever attaining any real investment standing.

Note: Moody's applies numerical modifiers, 1, 2 and 3 in each generic rating classification from Aa to B. The modifier 1 indicates that the company ranks in the higher end of its generic rating category; the modifier 2 indicates a mid-range ranking; and the modifier 3 indicates that the company ranks in the lower end of its generic rating category.

Moody's bond ratings, where specified, are applied to senior bank obligations and insurance company senior policyholder and claims obligations with an original maturity in excess of one year. Obligations relying upon support mechanisms such as letters-of-credit and bonds of indemnity are excluded unless explicitly rated. Obligations of a branch of a bank are considered to be domiciled in the country in which the branch is located. Unless noted as an exception, Moody's rating on a bank's ability to repay senior obligations extends only to branches located in countries which carry a Moody's Sovereign Rating for Bank Deposits. Such branch obligations are rated at the lower of the bank's rating or Moody's Sovereign Rating for the Bank Deposits for the country in which the branch is located. When the currency in which an obligation is denominated is not the same as the currency of the country in which the obligation is domiciled, Moody's ratings do not incorporate an opinion as to whether payment of the obligation will be affected by the actions of the government controlling the currency of denomination. In addition, risk associated with bilateral conflicts between an investor's home country and either the issuer's home country or the country where an issuer branch is located are not incorporated into Moody's ratings. Moody's makes no representation that rated bank obligations or insurance company obligations are exempt from registration under the U.S. Securities Act of 1933 or issued in conformity with any other applicable law or regulation. Nor does Moody's represent any specific bank or insurance company obligation is legally enforceable or a valid senior obligation of a rated issuer.

FLORIDA (cont'd)		Yulee County (cont'd)		West Palm Beach Comm. Redevelopment Agency (cont'd)		Georgia, State of (cont'd)	
Temple Terrace Utility tax ref. rev. ser. '78	A	Referunding dtd. 3-1-93 (MBIA Corp.)	Aaa	Agency (cont'd)		Series '95F dtd. 7-1-85 due	Aaa
Water & sewer rev.		Water & sewer rev.		Series '91A dtd. 4-1-92 (MBIA Corp.)		7-1-95-97 (escrowed to 7-1-95)	
Bonds dtd. 1-1-92 (FGIC)	Aaa	Bonds dtd. 12-1-93 (FGIC)	Aaa	Series '91B dtd. 7-1-92 (MBIA Corp.)	Aaa	Series '95G dtd. 8-1-85 due	Aaa
Series '87 (MBIA Corp.)	Aaa	Yulee Co. Ed. Fac. Auth. Educational fac. rev. (Stenson Univ. Proj.) dtd. 3-1-92	Aaa	West Yulee Lib. Dist.	AAA	5-1-95-04 (escrowed to 5-1-96)	
Deerfield Village Capital imp. rev. dtd. 10-1-79	Aaa	University Proj. dtd. 3-1-92	Aaa	Westgate/Bancomer Homes Community Redevelopment Agency		Series '87C dtd. 5-1-87 due	Aaa
MBIA		Emergency-Roads & Mechanical Univ. dtd. 8-1-89 (AMBAC)	Aaa	Recruitment rev. ser. '92	A	5-1-90-03 (escrowed to 5-1-97)	
Special cong. ser. '78A dtd. 7-1-78	Aaa	Yulee Co. Health Fac. Auth. Memorial Health Sys. hosp. rev.	Aaa	Wilwood Water & sewer rev. dtd. 11-1-90		Series '87E dtd. 7-1-87 due	Aaa
Water rev.		Bonds dtd. 3-1-94 (AMBAC)	Aaa	AMBC		7-1-90-05 (escrowed to 7-1-97)	
Bonds dtd. 4-1-78 (escrowed to maturity)	Aaa	Yulee Co. Hsg. Finance Auth. Coll. loans to lenders ser. '82A rev.	A1	Wilton Manors Bonds dtd. 4-1-68 (escrowed to maturity)		Series '88B dtd. 4-1-88 due	Aaa
Refunding dtd. 7-1-67 & 7-1-76	Aaa	Multi-family hsg. rev. Series '85H (Sun Pointe Apts.) (LOC-Citibank, N.A. arising 12-1-95, conversion, or earlier termination of LOC)	A1/YMIG 1	Water & sewer rev.		4-1-91-08 (escrowed to 4-1-95)	
Refunding dtd. 1-1-83 (MBIA)	Aaa	Yulee Co. Ind. Devel. Auth. Evangelical Lutheran Good Samaritan Society rev. dtd. 9-1-91 (AMBAC)	Aaa	Bonds dtd. 8-1-92 (MBIA Corp.)	Aaa	Series '88C dtd. 5-1-88 due	Aaa
Titusville Capital imp. rev.		Yulee Co. Sch. Bd. Cmts. of part. (Master Lease Prog.) dtd. 8-1-91 (FSA)	Aaa	Series '89 (MBIA Corp.)	Aaa	5-1-91-25 (escrowed to 6-1-96)	
Bonds dtd. 11-1-85 (AMBAC)	Aaa	Wakulla County Sales tax rev.	Aaa	Winter Garden Franchise tax ref. rev. ser. '77	AAA1	Series '99A dtd. 4-1-89 due	Aaa
Bonds dtd. 11-1-91 (AMBAC)	Aaa	Wakulla Co. S.D. Bonds dtd. 12-1-92 (FSA)	Aaa	Special rev. ser. '77A & B, dtd. 9-1-77 (escrowed to maturity)	Aaa	4-1-92-09 (escrowed to 4-1-99)	
Treasure Island Causeway imp. rev.		Bonds dtd. 8-1-83 (MBIA)	Aaa	Utility rev. dtd. 9-1-71 (escrowed to maturity)	Aaa	Series '99B, dtd. 7-1-89 due	Aaa
Bonds dtd. 3-1-85 (AMBAC)	Aaa	Series '85 (FGIC)	Aaa	Water & sewer rev.	AAA	7-1-03-09 (escrowed to 7-1-99)	
Refunding dtd. 3-1-85 (AMBAC)	Aaa	Yulee Co. School Bd. Cmts. of part. (Master Lease Prog.) dtd. 8-1-91 (FSA)	Aaa	Winter Haven Improvement rev. cmts.		Series '90B, dtd. 11-1-90 due	Aaa
Refunding dtd. 6-1-92 (AMBAC)	Aaa	Wakulla County Sales tax rev.	Aaa	1-1-72 (escrowed to maturity)		11-1-04-10 (escrowed to 11-1-00)	
Trust Receipts SAVR-TRs & RI-TRs Series '93-17 (relating to Jacksonville Elec. Auth. St. John's River Power Park Sys. ref. rev. issue two ser. 10, due 10-1-08 & 10-1-09)	Aa1	Wakulla Co. S.D. Special tax rev. dtd. 8-1-91 (AMBAC)	Aaa	Winter Haven 1-1-72 (escrowed to maturity)		Custodial Receipts ACES & Inverse Floaters ser. '93A (relating to Municipal Elec. Auth. of Georgia power rev. ser. AA, due 1-1-23)	A
Turkey Run Comm. Devel. Dist. Adjustable rate water mgmt. benefit tax ref. ser. '93 (LOC-Fuji Bank, existing 5-1-98, or earlier termination of LOC)	A1	Wakulla Co. Sch. Bd. Series A, dtd. 9-1-80 (AMBAC)	Aaa	Series '87 & '70, dtd. 7-1-70 (escrowed to maturity)	Aaa	Series BT-139 (relating to the State of Georgia G.O. ref. ser. '92A, due 3-1-04) (Tender Agreement-Bankers Trust Co.)	Aaa/YMIG 1
Union Co. Bd. of Pub. Instruction (now Union Co. S.D.) Cmts. of indemt. dtd. 11-1-63 race track rev.	A	Wakulla Co. S.D. Special tax rev. dtd. 8-1-91 (AMBAC)	Aaa	Series '87 & '70, dtd. 7-1-70 (escrowed to maturity)	Aaa	Series BT-145 (relating to the State of Georgia G.O. 1993C, due 7-1-06) (Tender Agreement-Bankers Trust Co.)	Aaa/YMIG 1
Venice Capital imp. rev.		Wakulla Co. S.D. Special tax rev. dtd. 8-1-91 (AMBAC)	Aaa	Series '87 & '70, dtd. 7-1-70 (escrowed to maturity)	Aaa	Series BT-146 (relating to the State of Georgia G.O. 1993C, due 7-1-06) (Tender Agreement-Bankers Trust Co.)	Aaa/YMIG 1
Bonds dtd. 3-1-92 (MBIA Corp.)	Aaa	Wakulla Co. Sch. Bd. Series A, dtd. 9-1-80 (AMBAC)	Aaa	Public imp. rev. Bonds dtd. 1-1-78 (escrowed to maturity)	Aaa	Series BT-147 (relating to the State of Georgia G.O. 1993C, due 7-1-07) (Tender Agreement-Bankers Trust Co.)	Aaa/YMIG 1
Bonds dtd. 6-1-88 (MBIA Corp.)	Aaa	Walton County Bonds dtd. 4-1-88 (MBIA Corp.)	Aaa	Water & sewer rev. Bonds dtd. 1-1-78 (escrowed to maturity)		Series BT-148 (relating to the State of Georgia G.O. 1993C, due 7-1-07) (Tender Agreement-Bankers Trust Co.)	Aaa/YMIG 1
Utility rev.		Walton County Bonds dtd. 4-1-88 (MBIA Corp.)	Aaa	Water & sewer rev. Bonds dtd. 1-1-78 (escrowed to maturity)		Series BT-149 (relating to the State of Georgia G.O. 1993C, due 7-1-08) (Tender Agreement-Bankers Trust Co.)	Aaa/YMIG 1
Bonds dtd. 1-1-89 (MBIA Corp.)	Aaa	Walton Co. Bd. of Pub. Instruction Cmts. of '69 MVL tax rev.	A	Winter Haven Hsg. Dept., Corp. Mortgage rev. (Abbey Lane Apts.) dtd. 1-1-83 (MBIA)	Aaa	Series BT-150 (relating to the State of Georgia G.O. 1993C, due 7-1-08) (Tender Agreement-Bankers Trust Co.)	Aaa/YMIG 1
Bonds dtd. 1-15-93 (MBIA Corp.)	Aaa	Walton Co. Sch. Bd. Bonds dtd. 4-1-74 (AMBAC)	Aaa	Winter Palm Beach Sewer rev.		Series MGT-40 (relating to the State of Georgia G.O. '93C, due 7-1-00) (Tender Agreement-Morgan Guaranty Trust Co.; YMIG express 12-23-98, or earlier termination of tender agreement)	Aaa/YMIG 1
Bonds dtd. 1-31-91 (MBIA Corp.)	Aaa	Walton Co. Sch. Bd. Cmts. of indemt. (race track & jet ski rev.)	A	Water & sewer rev. Bonds dtd. 1-1-92 (AMBAC)	Aaa	Series MGT-43 (relating to the State of Georgia G.O. ref. '93E, due 7-1-04) (Tender Option-Morgan Guaranty Trust Company of N.Y.; YMIG express 6-25-01, or earlier termination of tender option agreement)	Aaa/YMIG 1
Refunding dtd. 12-1-85 (MBIA)	Aaa	Wausau Electric & water rev. cmts. ser. '62, '63 & '66		Series '81, dtd. 6-1-83 (AMBAC)	Aaa	Series MGT-53 (relating to the State of Georgia G.O. ref. '93E, due 7-1-01) (Tender Option-Morgan Guaranty Trust Company of N.Y.; YMIG express 6-24-99, or earlier termination of tender option agreement)	Aaa/YMIG 1
Series '62 & '74	A	Utility rev.		Series '88, dtd. 3-1-88 (AMBAC)	Aaa	Series MGT-64 (relating to State of Georgia G.O. ser. '93F, due 12-1-00) (Tender Option-Morgan Guaranty Trust Company of N.Y.; YMIG express 6-25-99, or earlier termination of tender option agreement)	Aaa/YMIG 1
Venice Hospital rev.	A	West Coast Reg. Wtr. Supply Auth. Capital imp. dtd. 12-1-83 (MBIA)	Aaa	Series '88, dtd. 3-1-88 (AMBAC)	Aaa	Series MGT-77 (relating to the Municipal Electric Auth. of Georgia general power rev. ser. '92B, 6 3/8% due 1-1-16) (Tender Option-Morgan Guaranty Trust Company of N.Y.; YMIG express 12-31-02, or earlier termination of tender option agreement)	Aaa/YMIG 1
Water & sewer rev. ser. '80-1, dtd. 11-1-83 (escrowed to 7-1-05)	Aaa	Capital imp. dtd. 8-1-79 (term due 2010) (MBIA)	Aaa	Winter Springs Investment rev.		Series MGT-84 (relating to State of Georgia G.O. ser. '93F, due 12-1-00) (Tender Option-Morgan Guaranty Trust Company of N.Y.; YMIG express 6-25-99, or earlier termination of tender option agreement)	Aaa/YMIG 1
Vero Beach Electric rev.		Capital imp. rev. ser. '79	A1	Bonds dtd. 5-1-84 (MBIA)	Aaa	Series MGT-87 (relating to the State of Georgia G.O. ref. '93E, due 7-1-01) (Tender Option-Morgan Guaranty Trust Company of N.Y.; YMIG express 6-24-99, or earlier termination of tender option agreement)	Aaa/YMIG 1
Bonds dtd. 2-1-92 (MBIA Corp.)	Aaa	Capital imp. rev. ser. '88 (MBIA Corp.)	Aaa	Refunding dtd. 5-1-89 (AMBAC)	Aaa	Series MGT-88 (relating to State of Georgia G.O. ref. '93E, due 7-1-01) (Tender Option-Morgan Guaranty Trust Company of N.Y.; YMIG express 6-24-99, or earlier termination of tender option agreement)	Aaa/YMIG 1
Bonds dtd. 7-1-86 (MBIA)	Aaa	Hillsborough Co. Proj. Capital imp. rev. dtd. 9-1-84 (AMBAC) (escrowed to 10-1-10)	Aaa	Improvement rev. & improvement ref. rev.		Series MGT-90 (relating to State of Georgia G.O. ser. '93F, due 12-1-00) (Tender Option-Morgan Guaranty Trust Company of N.Y.; YMIG express 6-25-99, or earlier termination of tender option agreement)	Aaa/YMIG 1
Bonds dtd. 8-1-78 (MBIA)	Aaa	Revenue Bonds dtd. 10-1-85 (AMBAC)	Aaa	Bonds dtd. 6-1-93 (AMBAC)	Aaa	Series MGT-93 (relating to State of Georgia G.O. ser. '93F, due 12-1-00) (Tender Option-Morgan Guaranty Trust Company of N.Y.; YMIG express 6-25-99, or earlier termination of tender option agreement)	Aaa/YMIG 1
Cmts. dtd. 6-1-62, 12-1-68, 6-1-71 & '72A, dtd. 6-1-72 (escrowed to maturity)	Aaa	Series '89A, dtd. 10-1-89 (AMBAC)	Aaa	Water & sewer rev. Bonds dtd. 10-1-84 (MBIA)	Aaa	Series MGT-95 (relating to State of Georgia G.O. ser. '93F, due 12-1-00) (Tender Option-Morgan Guaranty Trust Company of N.Y.; YMIG express 6-25-99, or earlier termination of tender option agreement)	Aaa/YMIG 1
Junior lien dtd. 6-1-74 (escrowed to maturity)	Aaa	Series '89B, dtd. 12-1-89 (AMBAC)	Aaa	Bonds dtd. 10-1-92 (MBIA Corp.)	Aaa	Series MGT-96 (relating to State of Georgia G.O. ser. '93F, due 12-1-00) (Tender Option-Morgan Guaranty Trust Company of N.Y.; YMIG express 6-25-99, or earlier termination of tender option agreement)	Aaa/YMIG 1
Refunding ser. '85A, dtd. 11-15-85 (MBIA)	Aaa	Refunding rev. (New Port Richery/Plasco Co. Proj.) ser. '92A, dtd. 12-1-92 (MBIA Corp.)	Aaa	Bonds dtd. 4-1-90 (MBIA Corp.)	Aaa	Series MGT-97 (relating to State of Georgia G.O. ser. '93F, due 12-1-00) (Tender Option-Morgan Guaranty Trust Company of N.Y.; YMIG express 6-25-99, or earlier termination of tender option agreement)	Aaa/YMIG 1
Series '91A, dtd. 9-1-91 (FGIC)	Aaa	West Melbourne Water & sewer rev. dtd. 4-1-91 (MBIA Corp.)	Aaa	Bonds dtd. 4-1-90 (MBIA Corp.)	Aaa	Series MGT-98 (relating to State of Georgia G.O. ser. '93F, due 12-1-00) (Tender Option-Morgan Guaranty Trust Company of N.Y.; YMIG express 6-25-99, or earlier termination of tender option agreement)	Aaa/YMIG 1
Series '93A, dtd. 6-1-93 (MBIA Corp.)	Aaa	West Orange Hospital Dist. West Orange Memorial Hosp. rev. ser. '91A (LOC-Santora Garage, existing 6-10-96, or earlier termination of LOC; YMIG express upon conversion of all bds.)	Aa1/YMIG 1	Bonds dtd. 4-1-90 (MBIA Corp.)	Aaa	Series MGT-99 (relating to State of Georgia G.O. ser. '93F, due 12-1-00) (Tender Option-Morgan Guaranty Trust Company of N.Y.; YMIG express 6-25-99, or earlier termination of tender option agreement)	Aaa/YMIG 1
Series '93B, dtd. 8-1-93 (MBIA Corp.)	Aaa	Revolving rev. (New Port Richery/Plasco Co. Proj.) ser. '92A, dtd. 12-1-92 (MBIA Corp.)	Aaa	Bonds dtd. 5-1-91 (MBIA Corp.)	Aaa	Series MGT-100 (relating to State of Georgia G.O. ser. '93F, due 12-1-00) (Tender Option-Morgan Guaranty Trust Company of N.Y.; YMIG express 6-25-99, or earlier termination of tender option agreement)	Aaa/YMIG 1
Escape taxi rev.		West Palm Beach Water & sewer rev. dtd. 4-1-91 (MBIA Corp.)	Aaa	Bonds dtd. 6-1-85 (MBIA)	Aaa	Series MGT-101 (relating to State of Georgia G.O. ser. '93F, due 12-1-00) (Tender Option-Morgan Guaranty Trust Company of N.Y.; YMIG express 6-25-99, or earlier termination of tender option agreement)	Aaa/YMIG 1
Bonds dtd. 11-1-82 (MBIA)	Aaa	West Orange Hospital Dist. West Orange Memorial Hosp. rev. ser. '91A (LOC-Santora Garage, existing 6-10-96, or earlier termination of LOC; YMIG express upon conversion of all bds.)	Aa1/YMIG 1	Refunding rev. ser. '85A, dtd. 11-15-85 (MBIA)	Aaa	Series MGT-102 (relating to State of Georgia G.O. ser. '93F, due 12-1-00) (Tender Option-Morgan Guaranty Trust Company of N.Y.; YMIG express 6-25-99, or earlier termination of tender option agreement)	Aaa/YMIG 1
Refunding dtd. 12-1-85 (MBIA)	Aaa	West Palm Beach Water & sewer rev. dtd. 4-1-91 (MBIA Corp.)	Aaa	Series '93A, dtd. 6-1-93 (MBIA Corp.)	Aaa	Series MGT-103 (relating to State of Georgia G.O. ser. '93F, due 12-1-00) (Tender Option-Morgan Guaranty Trust Company of N.Y.; YMIG express 6-25-99, or earlier termination of tender option agreement)	Aaa/YMIG 1
Special cong. ser. '78A, dtd. 8-1-78 (escrowed to maturity)	Aaa	West Orange Hospital Dist. West Orange Memorial Hosp. rev. ser. '91A (LOC-Santora Garage, existing 6-10-96, or earlier termination of LOC; YMIG express upon conversion of all bds.)	Aa1/YMIG 1	Refunding ser. '85A, dtd. 11-15-85 (MBIA)	Aaa	Series MGT-104 (relating to State of Georgia G.O. ser. '93F, due 12-1-00) (Tender Option-Morgan Guaranty Trust Company of N.Y.; YMIG express 6-25-99, or earlier termination of tender option agreement)	Aaa/YMIG 1
Water & sewer rev.		West Palm Beach Water & sewer rev. dtd. 4-1-91 (MBIA Corp.)	Aaa	Series '93B, dtd. 8-1-93 (MBIA Corp.)	Aaa	Series MGT-105 (relating to State of Georgia G.O. ser. '93F, due 12-1-00) (Tender Option-Morgan Guaranty Trust Company of N.Y.; YMIG express 6-25-99, or earlier termination of tender option agreement)	Aaa/YMIG 1
Bonds dtd. 11-1-82 (MBIA)	Aaa	West Orange Hospital Dist. West Orange Memorial Hosp. rev. ser. '91A (LOC-Santora Garage, existing 6-10-96, or earlier termination of LOC; YMIG express upon conversion of all bds.)	Aa1/YMIG 1	Refunding ser. '85A, dtd. 11-15-85 (MBIA)	Aaa	Series MGT-106 (relating to State of Georgia G.O. ser. '93F, due 12-1-00) (Tender Option-Morgan Guaranty Trust Company of N.Y.; YMIG express 6-25-99, or earlier termination of tender option agreement)	Aaa/YMIG 1
Bonds dtd. 8-1-78 (MBIA)	Aaa	West Palm Beach Water & sewer rev. dtd. 4-1-91 (MBIA Corp.)	Aaa	Series '93A & B, dtd. 6-1-91 (AMBAC)	Aaa	Series MGT-107 (relating to State of Georgia G.O. ser. '93F, due 12-1-00) (Tender Option-Morgan Guaranty Trust Company of N.Y.; YMIG express 6-25-99, or earlier termination of tender option agreement)	Aaa/YMIG 1
Bonds dtd. 8-1-78 (MBIA)	Aaa	West Orange Hospital Dist. West Orange Memorial Hosp. rev. ser. '91A (LOC-Santora Garage, existing 6-10-96, or earlier termination of LOC; YMIG express upon conversion of all bds.)	Aa1/YMIG 1	Public service tax Bonds dtd. 10-1-92 (MBIA Corp.)	Aaa	Series MGT-108 (relating to State of Georgia G.O. ser. '93F, due 12-1-00) (Tender Option-Morgan Guaranty Trust Company of N.Y.; YMIG express 6-25-99, or earlier termination of tender option agreement)	Aaa/YMIG 1
Cmts. dtd. 6-1-62, 12-1-68, 6-1-71 & '72A, dtd. 6-1-72 (escrowed to maturity)	Aaa	West Palm Beach Water & sewer rev. dtd. 4-1-91 (MBIA Corp.)	Aaa	Bonds dtd. 12-1-93 (AMBAC)	Aaa	Series MGT-109 (relating to State of Georgia G.O. ser. '93F, due 12-1-00) (Tender Option-Morgan Guaranty Trust Company of N.Y.; YMIG express 6-25-99, or earlier termination of tender option agreement)	Aaa/YMIG 1
Junior lien dtd. 6-1-74 (escrowed to maturity)	Aaa	West Orange Hospital Dist. West Orange Memorial Hosp. rev. ser. '91A (LOC-Santora Garage, existing 6-10-96, or earlier termination of LOC; YMIG express upon conversion of all bds.)	Aa1/YMIG 1	Utility tax ser. '85 & '87	A	Series MGT-110 (relating to State of Georgia G.O. ser. '93F, due 12-1-00) (Tender Option-Morgan Guaranty Trust Company of N.Y.; YMIG express 6-25-99, or earlier termination of tender option agreement)	Aaa/YMIG 1
Refunding ser. '85A, dtd. 11-15-85 (MBIA)	Aaa	West Palm Beach Water & sewer rev. dtd. 4-1-91 (MBIA Corp.)	Aaa	Ward F. Ltd. Pres. rev. dtd. 6-1-81 (AMBAC)	Aaa	Series MGT-111 (relating to State of Georgia G.O. ser. '93F, due 12-1-00) (Tender Option-Morgan Guaranty Trust Company of N.Y.; YMIG express 6-25-99, or earlier termination of tender option agreement)	Aaa/YMIG 1
Series '91A, dtd. 9-1-91 (FGIC)	Aaa	West Orange Hospital Dist. West Orange Memorial Hosp. rev. ser. '91A (LOC-Santora Garage, existing 6-10-96, or earlier termination of LOC; YMIG express upon conversion of all bds.)	Aa1/YMIG 1	Water & sewer rev. Series '71C & '74D, dtd. 1-1-74 (escrowed to 7-1-96)	A1	Series MGT-112 (relating to State of Georgia G.O. ser. '93F, due 12-1-00) (Tender Option-Morgan Guaranty Trust Company of N.Y.; YMIG express 6-25-99, or earlier termination of tender option agreement)	Aaa/YMIG 1
Series '93A, dtd. 6-1-93 (MBIA Corp.)	Aaa	West Palm Beach Water & sewer rev. dtd. 4-1-91 (MBIA Corp.)	Aaa	Series '93A & B, dtd. 6-1-91 (AMBAC)	Aaa	Series MGT-113 (relating to State of Georgia G.O. ser. '93F, due 12-1-00) (Tender Option-Morgan Guaranty Trust Company of N.Y.; YMIG express 6-25-99, or earlier termination of tender option agreement)	Aaa/YMIG 1
Escape taxi rev.		West Orange Hospital Dist. West Orange Memorial Hosp. rev. ser. '91A (LOC-Santora Garage, existing 6-10-96, or earlier termination of LOC; YMIG express upon conversion of all bds.)	Aa1/YMIG 1	Refunding rev. ser. '85A, dtd. 11-15-85 (MBIA)	Aaa	Series MGT-114 (relating to State of Georgia G.O. ser. '93F, due 12-1-00) (Tender Option-Morgan Guaranty Trust Company of N.Y.; YMIG express 6-25-99, or earlier termination of tender option agreement)	Aaa/YMIG 1
Bonds dtd. 11-1-82 (MBIA)	Aaa	West Palm Beach Water & sewer rev. dtd. 4-1-91 (MBIA Corp.)	Aaa	Series '93A & B, dtd. 6-1-91 (AMBAC)	Aaa	Series MGT-115 (relating to State of Georgia G.O. ser. '93F, due 12-1-00) (Tender Option-Morgan Guaranty Trust Company of N.Y.; YMIG express 6-25-99, or earlier termination of tender option agreement)	Aaa/YMIG 1
Refunding dtd. 12-1-85 (MBIA)	Aaa	West Orange Hospital Dist. West Orange Memorial Hosp. rev. ser. '91A (LOC-Santora Garage, existing 6-10-96, or earlier termination of LOC; YMIG express upon conversion of all bds.)	Aa1/YMIG 1	Public service tax Bonds dtd. 10-1-92 (MBIA Corp.)	Aaa	Series MGT-116 (relating to State of Georgia G.O. ser. '93F, due 12-1-00) (Tender Option-Morgan Guaranty Trust Company of N.Y.; YMIG express 6-25-99, or earlier termination of tender option agreement)	Aaa/YMIG 1
Special cong. ser. '78A, dtd. 8-1-78 (escrowed to maturity)	Aaa	West Palm Beach Water & sewer rev. dtd. 4-1-91 (MBIA Corp.)	Aaa	Bonds dtd. 12-1-93 (AMBAC)	Aaa	Series MGT-117 (relating to State of Georgia G.O. ser. '93F, due 12-1-00) (Tender Option-Morgan Guaranty Trust Company of N.Y.; YMIG express 6-25-99, or earlier termination of tender option agreement)	Aaa/YMIG 1
Water & sewer rev.		West Orange Hospital Dist. West Orange Memorial Hosp. rev. ser. '91A (LOC-Santora Garage, existing 6-10-96, or earlier termination of LOC; YMIG express upon conversion of all bds.)	Aa1/YMIG 1	Utility tax ser. '85 & '87	A	Series MGT-118 (relating to State of Georgia G.O. ser. '93F, due 12-1-00) (Tender Option-Morgan Guaranty Trust Company of N.Y.; YMIG express 6-25-99, or earlier termination of tender option agreement)	Aaa/YMIG 1
Bonds dtd. 11-1-82 (MBIA)	Aaa	West Palm Beach Water & sewer rev. dtd. 4-1-91 (MBIA Corp.)	Aaa	Ward F. Ltd. Pres. rev. dtd. 6-1-81 (AMBAC)	Aaa	Series MGT-119 (relating to State of Georgia G.O. ser. '93F, due 12-1-00) (Tender Option-Morgan Guaranty Trust Company of N.Y.; YMIG express 6-25-99, or earlier termination of tender option agreement)	Aaa/YMIG 1
Bonds dtd. 8-1-78 (MBIA)	Aaa	West Orange Hospital Dist. West Orange Memorial Hosp. rev. ser. '91A (LOC-Santora Garage, existing 6-10-96, or earlier termination of LOC; YMIG express upon conversion of all bds.)	Aa1/YMIG 1	Water & sewer rev. Series '71C & '74D, dtd. 1-1-74 (escrowed to 7-1-96)	A1	Series MGT-120 (relating to State of Georgia G.O. ser. '93F, due 12-1-00) (Tender Option-Morgan Guaranty Trust Company of N.Y.; YMIG express 6-25-99, or earlier termination of tender option agreement)	Aaa/YMIG 1
Bonds dtd. 8-1-78 (MBIA)	Aaa	West Palm Beach Water & sewer rev. dtd. 4-1-91 (MBIA Corp.)	Aaa	Series '93A & B, dtd. 6-1-91 (AMBAC)	Aaa	Series MGT-121 (relating to State of Georgia G.O. ser. '93F, due 12-1-00) (Tender Option-Morgan Guaranty Trust Company of N.Y.; YMIG express 6-25-99, or earlier termination of tender option agreement)	Aaa/YMIG 1
Cmts. dtd. 6-1-62, 12-1-68, 6-1-71 & '72A, dtd. 6-1-72 (escrowed to maturity)	Aaa	West Orange Hospital Dist. West Orange Memorial Hosp. rev. ser. '91A (LOC-Santora Garage, existing 6-10-96, or earlier termination of LOC; YMIG express upon conversion of all bds.)	Aa1/YMIG 1	Refunding ser. '85A, dtd. 11-15-85 (MBIA)	Aaa	Series MGT-122 (relating to State of Georgia G.O. ser. '93F, due 12-1-00) (Tender Option-Morgan Guaranty Trust Company of N.Y.; YMIG express 6-25-99, or earlier termination of tender option agreement)	Aaa/YMIG 1
Junior lien dtd. 6-1-74 (escrowed to maturity)	Aaa	West Palm Beach Water & sewer rev. dtd. 4-1-91 (MBIA Corp.)	Aaa	Series '93A & B, dtd. 6-1-91 (AMBAC)	Aaa	Series MGT-123 (relating to State of Georgia G.O. ser. '93F, due 12-1-00) (Tender Option-Morgan Guaranty Trust Company of N.Y.; YMIG express 6-25-99, or earlier termination of tender option agreement)	Aaa/YMIG 1
Refunding ser. '85A, dtd. 11-15-85 (MBIA)	Aaa	West Orange Hospital Dist. West Orange Memorial Hosp. rev. ser. '91A (LOC-Santora Garage, existing 6-10-96, or earlier termination of LOC; YMIG express upon conversion of all bds.)	Aa1/YMIG 1	Public service tax Bonds dtd. 10-1-92 (MBIA Corp.)	Aaa	Series MGT-124 (relating to State of Georgia G.O. ser. '93F, due 12-1-00) (Tender Option-Morgan Guaranty Trust Company of N.Y.; YMIG express 6-25-99, or earlier termination of tender option agreement)	Aaa/YMIG 1
Series '91A, dtd. 9-1-91 (FGIC)	Aaa	West Palm Beach Water & sewer rev. dtd. 4-1-91 (MBIA Corp.)	Aaa	Bonds dtd. 12-1-93 (AMBAC)	Aaa	Series MGT-125 (relating to State of Georgia G.O. ser. '93F, due 12-1-00) (Tender Option-Morgan Guaranty Trust Company of N.Y.; YMIG express 6-25-99, or earlier termination of tender option agreement)	Aaa/YMIG 1
Series '93A, dtd.							

GEORGIA cont'd

Table listing Georgia Environmental Facilities Authority bonds, including Series 900, 901, 902, 903, 904, 905, 906, 907, 908, 909, 910, 911, 912, 913, 914, 915, 916, 917, 918, 919, 920, 921, 922, 923, 924, 925, 926, 927, 928, 929, 930, 931, 932, 933, 934, 935, 936, 937, 938, 939, 940, 941, 942, 943, 944, 945, 946, 947, 948, 949, 950, 951, 952, 953, 954, 955, 956, 957, 958, 959, 960, 961, 962, 963, 964, 965, 966, 967, 968, 969, 970, 971, 972, 973, 974, 975, 976, 977, 978, 979, 980, 981, 982, 983, 984, 985, 986, 987, 988, 989, 990, 991, 992, 993, 994, 995, 996, 997, 998, 999, 1000.

Table listing Georgia Residential Finance Authority bonds, including Series 900, 901, 902, 903, 904, 905, 906, 907, 908, 909, 910, 911, 912, 913, 914, 915, 916, 917, 918, 919, 920, 921, 922, 923, 924, 925, 926, 927, 928, 929, 930, 931, 932, 933, 934, 935, 936, 937, 938, 939, 940, 941, 942, 943, 944, 945, 946, 947, 948, 949, 950, 951, 952, 953, 954, 955, 956, 957, 958, 959, 960, 961, 962, 963, 964, 965, 966, 967, 968, 969, 970, 971, 972, 973, 974, 975, 976, 977, 978, 979, 980, 981, 982, 983, 984, 985, 986, 987, 988, 989, 990, 991, 992, 993, 994, 995, 996, 997, 998, 999, 1000.

Table listing Municipal Electric Authority of Georgia bonds, including Series 900, 901, 902, 903, 904, 905, 906, 907, 908, 909, 910, 911, 912, 913, 914, 915, 916, 917, 918, 919, 920, 921, 922, 923, 924, 925, 926, 927, 928, 929, 930, 931, 932, 933, 934, 935, 936, 937, 938, 939, 940, 941, 942, 943, 944, 945, 946, 947, 948, 949, 950, 951, 952, 953, 954, 955, 956, 957, 958, 959, 960, 961, 962, 963, 964, 965, 966, 967, 968, 969, 970, 971, 972, 973, 974, 975, 976, 977, 978, 979, 980, 981, 982, 983, 984, 985, 986, 987, 988, 989, 990, 991, 992, 993, 994, 995, 996, 997, 998, 999, 1000.

Table listing Municipal Electric Authority of Georgia bonds, including Series 900, 901, 902, 903, 904, 905, 906, 907, 908, 909, 910, 911, 912, 913, 914, 915, 916, 917, 918, 919, 920, 921, 922, 923, 924, 925, 926, 927, 928, 929, 930, 931, 932, 933, 934, 935, 936, 937, 938, 939, 940, 941, 942, 943, 944, 945, 946, 947, 948, 949, 950, 951, 952, 953, 954, 955, 956, 957, 958, 959, 960, 961, 962, 963, 964, 965, 966, 967, 968, 969, 970, 971, 972, 973, 974, 975, 976, 977, 978, 979, 980, 981, 982, 983, 984, 985, 986, 987, 988, 989, 990, 991, 992, 993, 994, 995, 996, 997, 998, 999, 1000.

NOTE: For forecasts see page 426. Moody's ratings are subject to change. Because of the possible time lags between Moody's assignment or change of a rating and your use of the monthly publication, we suggest you verify the current rating of any security instrument in which you are interested. For standard abbreviations, see page 34.

GEORGIA (cont'd)

Assoc. County Comm. of Georgia (cont'd)

Elmington Co. Georgia Pub. Purp. Proj. dtd. 3-1-92 (LOC-Nationsbank of Georgia, N.A., expiring 11-1-97, or earlier termination of LOC) A1

Elbert Co. Georgia Pub. Purp. Proj. dtd. 5-1-90 (MBIA Corp.) Aaa

Fayette Co. Georgia Pub. Purp. Proj. dtd. 12-1-90 (MBIA Corp.) Aaa

Fulton Co. Georgia Pub. Purp. Proj. dtd. 12-1-89 (MBIA Corp.) Aaa

Gordon Co. Georgia Pub. Purp. Proj. dtd. 6-1-91 (MBIA Corp.) Aaa

Habersham Co. Georgia Pub. Purp. Proj. dtd. 12-1-89 (MBIA Corp.) Aaa

Henry Co. Georgia Pub. Purp. Proj. dtd. 12-1-89 (MBIA Corp.) Aaa

Murray Co. Georgia Pub. Purp. Proj. dtd. 8-1-90 (MBIA Corp.) Aaa

Rockdale Co. Georgia Pub. Purp. Proj. dtd. 6-1-91 (MBIA Corp.) Aaa

Stephens Co. Georgia Pub. Purp. Proj. dtd. 8-1-90 (MBIA Corp.) Aaa

Refunding cts. of part. (Coweta County, Georgia Pub. Purp. Proj.) Aaa

Bonds dtd. 3-15-93 (FSA) Aaa

Athens

Water & sew. rev. (assmd. by the Unif. Govt. of Athens-Clarke Co.) A

Bonds dtd. 5-1-78 & 5-1-81 (converted to maturity) Aaa

Bonds dtd. 6-1-86 (converted to 1-1-96) Aaa

Series '85: '86: '88: '72, dtd. 4-1-72: '73, dtd. 7-1-73 & '76, dtd. 7-1-76 (converted to maturity) Aaa

Series '88A, dtd. 3-1-88, due 1-1-02-08 (converted to 1-1-97) Aaa

Athens Housing Auth.

Multi-family hsg. rev. ser. '85 (Delwood Forest Apts. Proj.) (LOC-Summitone Trust & Bank, expiring 12-1-97, or earlier termination of LOC) Baa1

Variable rate demand multi-family hsg. rev. (Georgian Apts. Assoc. Ltd. Proj.) ser. '85 (LOC-Boulevard Bank CONP LOC-First National Bank of Chicago, expiring 8-1-94, conversion, or earlier termination of LOC or CONP LOC) A1/YMIG 1

Athens-Clarke Co. (Unified Government)

Water & sew. rev. dtd. 12-1-92 (FGIC) Aaa

Athens-Clarke Co. Solid Waste Management Auth.

Revenue A1

Atlanta

Airport ext. & imp. rev. (1st lien) Bonds dtd. 1-1-67 (converted to maturity) Aaa

Bonds dtd. 1-1-70 (converted to maturity) Aaa

Bonds dtd. 1-1-71 (converted to maturity) Aaa

Bonds dtd. 1-1-72 (converted to maturity) Aaa

Bonds dtd. 1-1-75 (converted to maturity) Aaa

Bonds dtd. 4-1-68 (converted to maturity) Aaa

Bonds dtd. 4-1-69 (converted to maturity) Aaa

Bonds dtd. 7-1-74 (converted to maturity) Aaa

Series '67A, dtd. 1-1-67 (converted to maturity) Aaa

Series '70A, dtd. 1-1-70 (converted to maturity) Aaa

Series '72A, dtd. 7-1-72 (converted to maturity) Aaa

Airport rev. Cts. ser. '60: '61: '62: '63: '64 & '85 (converted to maturity) Aaa

Ordinance 1977 A

Series '94A & B, dtd. 4-1-94 (AMBAC) Aaa

Second lien Bonds dtd. 1-3-91 (ins. mat. 1-3-10) (MBIA Corp.) Aaa

Bonds dtd. 12-1-90 (ins. mat. 04-7793-05) (AMBAC) Aaa

Bonds dtd. 7-1-77 (ins. mat. 1-1-07) (AMBAC) Aaa

Bonds dtd. 6-1-69, 6-1-70, 6-1-71, 6-1-72, 6-1-73, 6-1-74, 11-1-75, 12-1-76 & 6-1-77 Aaa

Bonds dtd. 6-1-78, 12-1-79, 12-1-82, 10-1-84, 10-1-85 & 6-1-86 (converted to maturity) Aaa

Cts. of part. (City Hall East Proj., Sears Prot. Acquis.) dtd. 5-15-91 (MBIA Corp.) Aaa

Atlanta (cont'd)

Prison Detention Fac. Proj. dtd. 10-1-92 (MBIA Corp.) Aaa

Series '94 (City Wide Radio System) Aaa

3.0 yr. purp. Bonds dtd. 10-1-90 (converted to 12-1-99) Aaa

Bonds dtd. 5-1-87 (converted to 2-1-95) Aaa

Bonds dtd. 7-1-89 (converted to 12-1-97) Aaa

Bonds dtd. 8-1-88 (converted to 12-1-96) Aaa

Water & sew. rev. Series '78 & prior (converted to maturity) Aaa

Atlanta & Fulton Co. Rec. Auth. Stadium rev. (City of Atlanta lessee) Aaa

Zoo rev. (City of Atlanta lessee) Aaa

Bonds dtd. 12-1-85, due 12-1-92 & thereafter (assured thru first call date of 12-1-94) Aaa

Atlanta Board of Education Cts. of part. Dated 1-1-91 (FGIC) Aaa

Dated 9-1-93 (FGIC) Aaa

Atlanta Downtown Devel. Auth. (Underground Atlanta Proj.) Aaa

Bonds dtd. 8-1-86 (converted to 10-1-96) Aaa

Revenue (CARE Proj.) ser. '93 (LOC-Trust Bank, expiring 6-1-03, conversion to a fixed rate mode, or earlier termination of LOC) Aa3/YMIG 1

Atlanta Housing Auth. Home imp. loan rev. A

Atlanta Urban Rehd. Finance Auth. Morehouse College Bonds dtd. 2-1-90 (MBIA Corp.) Aaa

Multi-family hsg. rev. Series '93 (Sylvan Circle Apts. Proj.) (LOC-Trust Company Bank, expiring 5-1-03, conversion to fixed, or earlier termination of LOC) Aa3/YMIG 1

Residential construction rev. notes (Atlanta Affordable Home Ownership Proj.) ser. '90A (LOC-Nationsbank of Georgia, N.A. (form. Citizens & Southern National Bank of Georgia, N.A.); GIC-Canadian Imperial Bank of Commerce, expiring 8-6-93) A1

Single family mtg. rev. (FHMMA Proj.) ser. '85 (Housing Trust Fund Home Ownership & Imp. Proj.) (City of Atlanta contract) ser. '89 Aaa

Augusta

Water & sew. rev. First lien A

Second lien A

Augusta Hospital Auth. St. Joseph Hosp. rev. antic. cts. dtd. 10-1-79 (converted to maturity) Aaa

Walton Rehab. Hosp. Proj. Series '88A, dtd. 2-1-88 (FGIC) Aaa

Series '88B, dtd. 2-1-88 (FGIC) Aaa

Augusta Housing Rehab. Agency, Inc. Taxable mtg. rev. (Sect. 8 Assmt.-Bon Air Elderly Apts. Proj.) ser. '92 A

Augusta Hsg. Auth. Multi-family mtg. rev. ref. ser. '93A & B (Westbury Creek Apts.-FHA ins. mtgs.) Aaa

Augusta-Richmond Co. Coliseum Auth. Bonds dtd. 2-1-77 (converted to maturity) Aaa

Bonds dtd. 5-1-78 Aaa

Contract rev. (Richmond Co. Lease) Bonds dtd. 9-1-87, due 2-1-04 (partial mat.) & 8-1-04 thru 2-1-10 (converted to 2-1-97) Aaa

Augusta Gas rev. A1

Water & sew. rev. Baa

Bainbridge Water & sewer rev. Baa

Baldwin County Sewer cblig. dtd. 7-1-77 (converted to maturity) Aaa

Water & sewer rev. Bonds dtd. 5-1-93 (AMBAC) Baa

Bonds dtd. 7-1-88, due 7-1-97-08 (converted to 7-1-93) Aaa

Series '77 Aaa

Baldwin Co. Hospital Auth. Revenue cts. (7 mill tax) A

Baldwin Co. S.D. Bonds dtd. 12-1-85 Aaa

Banks-Jackson Commerce Hosp. Auth. Revenue antic. cts. Bonds dtd. 4-1-74 (converted to maturity) Aaa

Revenue cts. Bonds dtd. 12-1-88 (MBIA Corp.) Aaa

Bonds dtd. 6-1-78 (MBIA Corp.) Aaa

Barnesville Water & sew. rev. Baa

Barnesville (cont'd)

Bonds dtd. 10-1-87 (converted to 7-1-93) Aaa

Bartow Co. Airport Auth. Airport rev. (Co. lease) A

Bonds dtd. 1-1-88, due 2-1-99-08 (converted to 2-1-97) Aaa

Bartow Co. S.D. Bonds dtd. 3-1-86, due 2-1-97-06 (converted to 2-1-96) Aaa

Bartow County Water & sew. rev. Bonds dtd. 12-1-92 (AMBAC) Aaa

Bonds dtd. 5-1-88 (AMBAC) Aaa

Bartow Co. Devel. Auth. Pollution control rev. (Georgia Power Co. Plant Bowen Proj.) ser. 1, dtd. 3-1-93 (AMBAC) Aaa

Bartow Co. S.D. Baeby Water & sew. rev. Baa

Ben Hill County Baa

Ben Hill Co. Hospital Auth. Limited tax 7 mill Baa

Ben Hill Co. S.D. Bonds dtd. 5-1-93 (AMBAC) Aaa

Ben Hill Hospital Auth. Hospital rev. ref. cts. ser. '78 (converted to maturity) Aaa

Berman Co. Resource Recovery Devel. Auth. Revenue dtd. 11-1-88 (AMBAC) Aaa

Bibb County Bibb Co. Wtr. & Sew. Auth. Water & sew. rev. dtd. 1-1-67 (converted to maturity) Aaa

Blount Co. Leased Hsg. Corp. First mtg. lease rental Baa

Brunswick Water & sewer rev. Bonds dtd. 12-1-90 (MBIA Corp.) Aaa

Bonds dtd. 12-1-92 (MBIA Corp.) Aaa

Bonds dtd. 6-1-84 (MBIA) Aaa

Bonds dtd. 8-1-86 (MBIA) Aaa

Burford Bonds dtd. 12-1-87 (FGIC) Aaa

Bulloch County Bulloch Co. Hosp. Auth. Revenue antic. cts. Baa

Burke Co. Devel. Auth. (Ritz Instrument Transformers, Inc. Proj.) ser. '91A A

Pollution control rev. (Opelousas Power Corp. Voigt Proj.) dtd. 9-15-82 (AMBAC) Aaa

(Opelousas Voigt Proj.) dtd. 11-1-92 (MBIA Corp.) Aaa

Calhoun School dtd. 1-1-85, due 7-1-96-99 (converted to 7-1-95) A

Water & sew. rev. & rev. ref. A

Calhoun Recreation Auth. Lease A

Carroll County Carrol Co. S.D. Cts. of part. dtd. 6-1-94 (MBIA Corp.) Aaa

Water & sew. rev. Baa1

Carroll County Carroll County Water Auth. Water rev. A

Carrollton Water & sewer rev. Bonds dtd. 11-1-93 (MBIA Corp.) Aaa

Catoosa County Water & sewer rev. A

Bonds dtd. 12-1-84, due 7-1-93 thru 1-1-08 (converted to 1-1-93) Aaa

Bonds dtd. 12-1-93 (ins. mat. 1-1-05-07, 7-1-08-07 & 1-1-08) (AMBAC) Aaa

Bonds dtd. 7-1-78 (converted to maturity) Aaa

Second lien ser. '91B, dtd. 7-1-91 (AMBAC) Aaa

Series '75 & prior Series '88A & B, dtd. 7-1-88 (AMBAC) Aaa

Series '91A, dtd. 7-1-91 (AMBAC) Aaa

Catoosa County Water & sew. rev. Baa1

Bonds dtd. 10-1-87 (AMBAC) Aaa

Bonds dtd. 10-1-93 (AMBAC) Aaa

Series 92A & B, dtd. 4-1-92 (AMBAC) Aaa

Cedartown Water & sew. rev. Baa

Cedartown-Polk Co. Hosp. Auth.

Cedartown-Polk Co. Hosp. Auth. (cont'd)

Polk Co. Hosp. rev. cts. Baa1

Central Yachters Devel. Auth. Lease rev. Human Resources Fac. Proj. Bonds dtd. 1-1-94 (MBIA Corp.) Aaa

Bonds dtd. 5-1-89 (MBIA Corp.) Aaa

Chatnam Co. Hospital Auth. Memorial Med. Ctr. rev. Series 65, 59, 59A (converted to maturity) Aaa

Series '90A, dtd. 11-28-90 (MBIA Corp.) Aaa

Series '90B, dtd. 2-1-91 (MBIA Corp.) Aaa

Revenue antic. cts. (7 mill tax) Aaa

Chatnam Co. S.D. Series '91A, dtd. 2-1-91 (MBIA Corp.) Aaa

Charworth Wtr. Commission Water & sew. rev. Baa1

Bonds dtd. 11-1-89, due 12-1-02-10 (converted to 12-1-99) Aaa

Bonds dtd. 7-1-86, due 12-1-97-10 (converted to 12-1-96) Aaa

Cherokee Co. Devel. Auth. Industrial dist. rev. dtd. 10-1-90 (AMBAC) Aaa

Revenue dtd. 10-1-84 (AMBAC) Aaa

Cherokee Co. Hosp. Auth. R.T. Jones Memorial Hosp. Revenue cts. Bonds dtd. 6-1-83 (MBIA) Aaa

Refunding cts. 4-1-86 (MBIA) Aaa

Revenue cts. Bonds dtd. 5-1-88 (MBIA Corp.) Aaa

Series '90, dtd. 12-1-90 (MBIA Corp.) Aaa

Series '90A, dtd. 12-1-90 (MBIA Corp.) Aaa

7 mill tax dtd. 10-1-92 (MBIA Corp.) Aaa

Cherokee Co. School System A1

Bonds dtd. 11-1-93 (ins. mat. 2-1-09 & 2014) (AMBAC) Aaa

Bonds dtd. 4-1-87, due 6-1-98-07 (converted to 6-1-97) Aaa

Cherokee Co. Water & Sewerage Auth. Revenue Bonds dtd. 4-1-85 (MBIA) Aaa

Series '85A, dtd. 11-1-85 (MBIA) Aaa

Series '87 (BIG) Aaa

Series '88 (MBIA Corp.) Aaa

Water & sew. rev. Bonds dtd. 11-1-78 (MBIA) Aaa

Bonds dtd. 12-1-82 (MBIA) Aaa

Bonds dtd. 12-1-83 (MBIA) Aaa

Bonds dtd. 2-1-78 (MBIA) Aaa

Bonds dtd. 5-1-91 (MBIA Corp.) Aaa

Bonds dtd. 6-1-91 (MBIA Corp.) Aaa

Bonds dtd. 7-1-84 (MBIA) Aaa

Bonds dtd. 8-77 (MBIA) Aaa

Bonds dtd. 8-1-79 (MBIA) Aaa

Water rev. ser. '73 (converted to maturity) Aaa

Clarke Co. Hosp. Auth. Revenue cts. Bonds dtd. 1-1-93 (MBIA Corp.) Aaa

Bonds dtd. 10-1-85 (MBIA) Aaa

Bonds dtd. 5-1-84 (MBIA) Aaa

Series '87A & B, dtd. 4-1-87 (MBIA Corp.) Aaa

Clarke Co. S.D. Bonds dtd. 10-1-88, due 7-1-97-08 (converted to 7-1-96) Aaa

Bonds dtd. 12-1-84, due 7-1-95-04 (converted to 7-1-94) Aaa

Bonds dtd. 4-1-93 (FGIC) Aaa

Clayton County Clayton Co. & Clayton Co. Wtr. Auth. Water & sew. rev. A1

Bonds dtd. 10-1-86 (MBIA) Aaa

Bonds dtd. 11-1-82 & 11-1-83 (converted to 5-1-01) Aaa

Bonds dtd. 3-1-92, due 5-1-12 (converted to 5-1-02) Aaa

Bonds dtd. 6-1-93 (MBIA Corp.) Aaa

Bonds dtd. 7-1-85 (MBIA) Aaa

Clayton Co. Hospital Auth. Revenue anticipation cts. (Southern Regional Med. Ctr.) dtd. 8-1-91 (MBIA Corp.) Aaa

Bonds dtd. 5-1-76 (MBIA) Aaa

Series '75 & '76 (converted to maturity) Aaa

7 mill tax dtd. 6-1-85 Aaa

Clayton Co. Housing Auth. Floating rate demand multi-family hsg. rev. (Rivers Edge Government) ser. '85 (LOC-Bankers Trust Company, expiring 8-1-94, conversion, or earlier termination of LOC) Aa2/YMIG 1

Mortgage rev. (FHA ins. mtg. coop-Fair Walk Apts.) ser. '84A Aa

Multi-family hsg. rev. Series '85 (Springdale Apts. Proj.) (LOC-Summitone Trust & Bank, expiring 12-1-97, or earlier termination of LOC) Baa1



Clayton Co. Housing Auth. (cont'd)  
 Series 85 (Summercourt Proj.)  
 LOC-Bankers Trust Co., expiring  
 11-29-95, conversion, or earlier  
 termination of LOC Aa2/YMIG 1  
 Series 85 (Summercourt Proj.)  
 Rating effective upon receipt of  
 executed documents  
 LOC-South Trust Bank of  
 Alabama, expiring 11-30-97,  
 conversion, or earlier termination  
 of LOC A1/YMIG 1  
 Clayton Co. S.D. A1  
 G.O. dttd. 6-1-86, due 8-1-96 thru  
 2-1-00 (escrowed to 2-1-95) A Aa  
 G.O. ref. dttd. 11-1-85, due  
 3-1-96-01 (escrowed to 2-1-95) A Aa  
 Series 66, 66A, 68, 71, 75, dttd.  
 11-1-75 & 79, dttd. 4-1-79  
 (escrowed to maturity) A Aa  
 Clayton Co. Solid Waste Mgmt. Auth.  
 Lease rental Aa  
 Cobb County Aa1  
 Water & sewer. Aa  
 Bonds dttd. 10-1-85, due  
 7-1-97-08 (escrowed to 7-1-96) A Aa  
 Bonds dttd. 3-1-88, due 7-1-99-04  
 (escrowed to 7-1-98) A Aa  
 Bonds dttd. 4-1-69, 4-1-73,  
 12-1-74, 9-1-76, 7-1-77,  
 7-1-78, 7-1-80, 7-1-82 &  
 7-1-83 (escrowed to maturity) A Aa  
 Refunding ser. 86A, dttd.  
 12-1-86, due 7-1-03 (partial  
 mat. to be selected by Bond  
 Registrar 65 days prior to  
 redemption) & 7-1-08 (escrowed  
 to 7-1-96) A Aa  
 Series 86A, dttd. 12-1-86, due  
 7-1-08 (partial mat. to be  
 selected by Bond Registrar 65  
 days prior to redemption)  
 (escrowed to 7-1-96) A Aa  
 Cobb Co. Hospital Auth.  
 Cobb Hosp. & Med. Ctr. hosp. rev. A  
 Hospital rev. cts. dttd. 12-1-85  
 (MBA) Aa  
 Revenue cts. dttd. 2-1-78 (MBA)  
 (escrowed to maturity) A Aa  
 Cobb Co. Housing Auth.  
 Multi-family hsg. rev.  
 Refunding ser. 94A & B (FHA ins.  
 mrgs. loan-Garrison Plantation  
 Devel.) (FHMA coll.) Aa  
 Series 83B (LOC-Chemical Bank  
 (form. Manufacturers Hanover  
 Trust Co.)) Aa3  
 Series 83C (LOC-Chemical Bank  
 (form. Manufacturers Hanover  
 Trust Co.)) Aa3  
 Series 84B (LOC-Chemical Bank  
 (form. Manufacturers Hanover  
 Trust Co.)) Aa3  
 Series 84C (LOC-Chemical Bank  
 (form. Manufacturers Hanover  
 Trust Co.)) Aa3  
 Series 85C (Turrell Mill II Assoc.  
 Ltd. Proj.) (LOC-Melton Bank,  
 N.A., expiring 10-1-95, or earlier  
 termination of LOC) A1  
 Series 85G (Summerbrook Proj.)  
 (LOC-Bankers Trust Co., expiring  
 11-29-95, conversion, or earlier  
 termination of LOC) Aa2/YMIG 1  
 Series 85G (Summerbrook Proj.)  
 (Rating effective upon receipt of  
 executed documents)  
 (LOC-South Trust Bank of  
 Alabama, expiring 11-30-97,  
 conversion, or earlier termination  
 of LOC) A1/YMIG 1  
 Series 85H (Post Valley Proj.)  
 (LOC-Bankers Trust Co., expiring  
 11-30-94, conversion, or earlier  
 termination of LOC) Aa2/YMIG 1  
 Single family mrgs. rev. A1  
 Series 84 A1  
 Cobb Co. Kennesaw Hosp. Auth.  
 Revenue cts. A1  
 Bonds dttd. 10-1-72 & 5-1-74  
 (escrowed to maturity) A Aa  
 Bonds dttd. 11-1-85 (MBA) A Aa  
 Bonds dttd. 12-1-79 (MBA) A Aa  
 (escrowed to maturity) A Aa  
 Series 78, dttd. 6-1-78; 79A, dttd.  
 12-1-79 & 83, dttd. 6-1-83  
 (escrowed to maturity) A Aa  
 Series 86, dttd. 7-1-86 (MBA) A Aa  
 Series 86A, dttd. 7-1-86 (MBA) A Aa  
 Series 92A, dttd. 7-1-92 (ins. mat.  
 4-1-07, term due 4-1-11,  
 4-1-17 & 4-1-24) (MBA Corp.) A Aa  
 Series 92B, dttd. 7-1-92 (MBA  
 Corp.) A Aa  
 Cobb Co. Recreation Auth.  
 Revenue Aa1  
 Cobb Co. Resid. Care Fac. for the  
 Elderly Auth.  
 Revenue  
 (A.G. Rhodes Home-Cobb, Inc.,  
 Proj.) ser. 91 (LOC-Trust  
 Company Bank, expiring 4-1-94, or  
 conversion to fixed interest rate)

Cobb Co. Resid. Care Fac. for the Elderly  
 Auth. (cont'd)  
 or earlier termination of LOC)  
 North Georgia Presbyterian  
 Home, Inc. (Proj.)  
 Bonds dttd. 9-1-87 (escrowed to  
 maturity) A Aa  
 Series 93 (LOC-Trust Company  
 Bank, expiring 8-3-98,  
 conversion to fixed, or earlier  
 termination of LOC) Aa3/YMIG 1  
 Cobb Co. S.D. Aa1  
 Bonds dttd. 12-1-89, due 2-1-01-02  
 (escrowed to 2-1-99) A Aa  
 Bonds dttd. 3-1-87, due 2-1-99-01  
 (escrowed to 2-1-96) A Aa  
 Cobb Co. Marietta Water Auth.  
 Water rev. Aa  
 Bonds dttd. 2-1-88, due  
 11-1-99-03 (escrowed to  
 5-1-98) A Aa  
 Bonds dttd. 8-1-85, due  
 11-1-98-05 (escrowed to  
 11-1-95) A Aa  
 Refunding & imp. dttd. 8-1-85, due  
 11-1-97 (escrowed to 11-1-95) A Aa  
 Series 86, 87, 87A, 88, 70;  
 71; 71A, 74; 73; 76; 78,  
 dttd. 5-1-78; 79, dttd. 5-1-79;  
 80, dttd. 5-1-80; 81, dttd.  
 5-1-81; 82, dttd. 11-1-82 & 83,  
 dttd. 11-1-83 (escrowed to  
 maturity) A Aa  
 Series 88A, dttd. 10-1-88, due  
 11-1-05 (partial mat.) (escrowed  
 to 11-1-98) A Aa  
 Cobb-Marietta Coliseum & Exhibit  
 Hall Auth.  
 Bonds dttd. 4-1-93 (MBA Corp.) Aa  
 Revenue dttd. 12-1-91 (MBA Corp.) Aa  
 Coffee Co. Hosp. Auth.  
 Revenue cts. (7 mill tax) Aa  
 Bonds dttd. 9-1-91 (MBA Corp.) Aa  
 Coffee Co. S.D. Ba1  
 College Park  
 Water & sewer. rev. Ba1  
 Bonds dttd. 2-1-94 (MBA Corp.) Aa  
 College Park Bus. & Ind. Devel. Auth.  
 (Federal Aviation Admin. Proj.) Aa  
 Bonds dttd. 11-1-93 (MBA Corp.) Aa  
 Bonds dttd. 5-1-92 (MBA Corp.) Aa  
 Civic Center Proj. rev. Aa  
 Series 84 (escrowed to 9-1-94) A  
 Civic Center Proj. rev. (College Park  
 dttd.) A  
 Series 90A, dttd. 12-1-90 (ins.  
 mat. 9-1-93-04) (MBA Corp.) Aa  
 Series 90B, dttd. 12-1-90 (MBA  
 Corp.) Aa  
 Industrial devel. rev. (Airport  
 Hotel Assoc. 1, Ltd. Proj.) Aa  
 Bonds dttd. 9-1-83 (AMBAC) Aa  
 Series 86A, dttd. 12-1-86 (due  
 9-1-06 & 9-1-16) (AMBAC) Aa  
 (Airport Hotel Assoc. 2, Ltd. Proj.) Aa  
 Bonds dttd. 9-1-83 (AMBAC) Aa  
 Series 86B, dttd. 12-1-86 (due  
 9-1-06 & 9-1-16) (AMBAC) Aa  
 (Airport Hotel Assoc. 3, Ltd. Proj.) Aa  
 Bonds dttd. 9-1-83 (AMBAC) Aa  
 Series 86C, dttd. 12-1-86 (due  
 9-1-06 & 9-1-16) (AMBAC) Aa  
 (Airport Hotel Assoc. 4, Ltd. Proj.) Aa  
 Bonds dttd. 9-1-83 (AMBAC) Aa  
 Series 86D, dttd. 12-1-86 (due  
 9-1-06 & 9-1-16) (AMBAC) Aa  
 (Airport Hotel Assoc. 5, Ltd. Proj.) Aa  
 Bonds dttd. 9-1-83 (AMBAC) Aa  
 Series 86E, dttd. 12-1-86 (due  
 9-1-06 & 9-1-16) (AMBAC) Aa  
 (Airport Hotel Assoc. 6, Ltd. Proj.) Aa  
 Bonds dttd. 9-1-83 (AMBAC) Aa  
 Series 86F, dttd. 12-1-86 (due  
 9-1-06 & 9-1-16) (AMBAC) Aa  
 Colquitt County Aa  
 Colquitt Co. Devel. Auth.  
 (Sourthern Cave Corp. Fac.)  
 First mrgs. rev. ser. 91A, dttd.  
 12-1-91, due 12-1-21  
 (escrowed to maturity) A Aa  
 Sub. zero coupon rev. ser. 91C,  
 dttd. 12-31-91 (escrowed to  
 maturity) A Aa  
 Colquitt Co. Hospital Auth.  
 7 mill tax antic. rev. cts. Aa  
 Bonds dttd. 2-1-92 (MBA Corp.) Aa  
 Columbia County A  
 Bonds dttd. 3-1-89 (MBA) Aa  
 Water & sewer rev.  
 Bonds dttd. 1-1-83 (MBA)  
 (escrowed to maturity) A Aa  
 Bonds dttd. 1-1-92 (AMBAC) Aa  
 Bonds dttd. 2-1-88 (MBA Corp.) Aa  
 Bonds dttd. 3-1-84 (MBA) Aa  
 Bonds dttd. 6-1-93 (AMBAC) Aa  
 Bonds dttd. 7-1-86 (FGIC) Aa  
 Refunding & imp. ser. 77A, dttd.  
 9-1-77 (escrowed to maturity) A Aa  
 Series 78, dttd. 4-15-78 & 78A,  
 dttd. 12-1-78 (escrowed to  
 maturity) A Aa

Columbia County (cont'd)  
 Series 91A & B dttd. 6-1-91  
 (AMBAC) Aa  
 Columbia Co. Residential Care Fac.  
 for the Elderly Aa1  
 Augusta Center on Aging, Inc. (Proj.)  
 ser. 90 (LOC-Trust Company  
 Bank, expiring 12-1-97, or earlier  
 termination of LOC) Aa3/YMIG 1  
 Columbia Co. S.D. A1  
 Bonds dttd. 4-1-85 (escrowed to  
 4-1-95) A Aa  
 Bonds dttd. 5-1-90, due 4-1-99-10  
 (escrowed to 4-1-98) A Aa  
 Bonds dttd. 5-1-94 (MBA Corp.) Aa  
 G.O. dttd. 4-1-91, due 4-1-00-11  
 (escrowed to 4-1-99) A Aa  
 G.O. ref. dttd. 10-1-86, due  
 4-1-99-06 (escrowed to 4-1-96) A  
 Columbus A1  
 G.O. sales tax (1%) A  
 Water & sewer. A  
 Bonds dttd. 12-1-86, due  
 5-1-96-10 (escrowed to  
 11-1-95) A Aa  
 Bonds dttd. 5-1-92 (FGIC) Aa  
 Bonds dttd. 6-1-88, due 5-1-94 &  
 5-1-00-11 (escrowed to  
 11-1-97) A Aa  
 Bonds dttd. 9-1-81, due 5-1-14 &  
 5-1-20 (escrowed to 11-1-01) A  
 Junior lien ser. 80 & 84  
 (escrowed to maturity) A Aa  
 Senior lien ser. 86, 81, 62, 64,  
 72, 73 (escrowed to maturity) A Aa  
 Series 85 (MBA) Aa  
 Columbus Airport Commas.  
 Airport rev. (Columbus City  
 contract) A1  
 Columbus Building Auth.  
 Lease rental A1  
 Series 81A (escrowed to maturity) A  
 Columbus Hosp. Auth.  
 St. Joseph Hosp.  
 Adjustable rate demand rev. cts. ser.  
 94 (LOC-Trust Company  
 Bank, expiring 3-1-99,  
 conversion to fixed, or earlier  
 termination of LOC) Aa3/YMIG 1  
 St. Francis Hosp. rev. antic. cts.  
 Series 87 (BG) Aa  
 Series 92A, dttd. 12-1-92 (MBA  
 Corp.) Aa  
 Series 92B, dttd. 12-1-92 (MBA  
 Corp.) Aa  
 7 mill tax cts. A1  
 Combined pub. uti. rev. ref. & imp.  
 Bonds dttd. 2-1-89 (AMBAC) Aa  
 Bonds dttd. 6-1-93 (AMBAC) Aa  
 Conyers  
 Solid waste disposal rev. (oblig. of  
 Rockdale) A1  
 Water & sewer rev. A  
 Bonds dttd. 7-1-78, 6-1-79,  
 5-1-83 & 7-1-85 (escrowed to  
 maturity) A Aa  
 Bonds dttd. 9-1-92 (AMBAC) Aa  
 Bonds dttd. 9-1-93 (AMBAC) Aa  
 Refunding & imp. cts. 6-1-86, due  
 6-1-98 (partial mat.) &  
 6-1-99-07 (escrowed to 7-1-96) A  
 Second lien (escrowed to maturity) A  
 Cordelle Aa  
 Water & sewer. rev. Ba1  
 Cordelle Office Bldg. Auth.  
 Lease rental Aa  
 Bonds dttd. 7-1-91 (Crisp Co. S.D.  
 Proj.) (AMBAC) Aa  
 Series 76 (City of Cordelle oblig.) Ba1  
 Cornelia Leased Hsg. Corp.  
 First mrgs. lease rental ser. 73 A  
 Gas & elec. rev. Ba1  
 Coweta Co. Devel. Auth.  
 Industrial devel. rev. (National Wire  
 Products Proj.) A  
 Lease rental A  
 Series 85 A  
 Pollution cont. rev. (Georgia Power  
 Company) ser. 1, dttd. 9-1-92  
 (MBA Corp.) Aa  
 Revenue hns. (Water & Sew. Sys.  
 Ext. Proj.) ser. 91C, dttd. 3-1-91  
 (escrowed to 6-1-01) A  
 Series 84 (escrowed to maturity)  
 Shenandoah Ind. Park Proj. (Coweta  
 Co.) A  
 Coweta Co. School System A  
 Bonds dttd. 1-1-83 (FGIC) Aa  
 G.O. dttd. 1-1-86, due 2-1-94-08  
 (escrowed to 2-1-96) A  
 G.O. dttd. 11-1-89 (escrowed to  
 2-1-98) A  
 G.O. dttd. 2-1-90, due 2-1-98-12  
 (escrowed to 2-1-98) A  
 Crisp County  
 Bonds dttd. 7-1-91 (MBA Corp.) Aa  
 Crisp Co. Hospital Auth.  
 Revenue antic. cts. Aa  
 Series 75 & 78

Series 89 (MBA Corp.) Aa  
 Crossroads Hous. Corp.  
 Mortgage rev. dttd. 11-30-84 (MBA) Aa  
 Cumming  
 Water & sewerage rev.  
 Bonds dttd. 4-1-89 (AMBAC) Aa  
 Bonds dttd. 4-1-94 (MBA Corp.) Aa  
 Custody Records  
 Series 87-69 (relating to the  
 AMBAC ins. Metro. Atlanta Rapid  
 Transit Auth., Ga. sales tax rev.  
 ref. ser. M. due 7-1-02 (enhanced  
 crdg 591745 NP5)) (Tender  
 Agreement-Bankers Trust  
 Company) Aa3/YMIG 1  
 Series 87-70 (relating to the  
 AMBAC ins. Metro. Atlanta Rapid  
 Transit Auth., Ga. sales tax rev.  
 ref. ser. M. due 7-1-04 (enhanced  
 crdg 591745 NM0)) (Tender  
 Agreement-Bankers Trust  
 Company) Aa3/YMIG 1  
 Dade Co. Water & Sewer Auth.  
 Water & sewer. rev. Aa  
 Bonds dttd. 4-1-89 (FGIC) Aa  
 Bonds dttd. 8-1-93 (FGIC) Aa  
 Dalton Bd. of Wtr. Lt. & Sinking Fund  
 Commas. A1  
 Electric & gas rev. A1  
 Dalton Building Auth.  
 (Joint & several oblig. of City of  
 Dalton & Whitfield City of Dalton)  
 Lease rental (oblig. of City of Dalton)  
 Dalton Whitfield Co. Hosp. Auth.  
 Bonds dttd. 7-1-84, due 7-1-03 &  
 7-1-09 (escrowed to 7-1-94) A Aa  
 Revenue antic. cts.  
 Bonds dttd. 1-1-90 (ins. mat.  
 7-1-10 & 7-1-20) (MBA Corp.) Aa  
 Refunding dttd. 3-1-87 (ins. mat.  
 due 7-1-09) (MBA Corp.) Aa  
 Revenue antic. cts. (7 mill) A1  
 Bonds dttd. 11-1-93 (MBA Corp.) Aa  
 Bonds dttd. 7-1-84 (MBA) Aa  
 Bonds dttd. 6-1-76 (MBA)  
 (escrowed to maturity) A Aa  
 Bonds dttd. 8-1-79 & 5-1-81  
 (escrowed to maturity) A Aa  
 Series 71, dttd. 11-1-71 & 74  
 (escrowed to maturity) A Aa  
 Dawson County  
 Public hts. & equip. prot. rev. dttd.  
 11-15-89 (MBA Corp.) Aa  
 Dawson Co. S.D. Ba  
 Dawson Housing Auth.  
 Taxable mrgs. rev. ref. (FHA ins.  
 mrgs. loan-Park Tracs Auth. Sect.  
 8 Assmt.) Aa  
 Series 92A, dttd. 8-1-92 (MBA  
 Corp.) Aa  
 Series 92B, dttd. 8-1-92 (MBA  
 Corp.) Aa  
 Dawson Housing Devel. Corp.  
 Park Tracs Auth. dttd. 2-1-83 (FHA  
 ins. mrgs. loan) (MBA) Aa  
 Dawson Parking Auth.  
 Lease rev. (Dawson Parking Ctr.  
 Proj.) ser. 86 (ins. mat. 11-1-08)  
 (FGIC) Aa  
 DeKalb County Aa1  
 G.O. mil  
 Bonds dttd. 12-1-91, due  
 1-1-05-11 & 1-1-20 (escrowed  
 to 1-1-02) A Aa  
 Bonds dttd. 6-1-90, due 1-1-01-20  
 (escrowed to 1-1-00) A Aa  
 G.O. library dttd. 12-1-86, due  
 1-1-97-07 (escrowed to 1-1-96) A Aa  
 G.O. part dttd. 11-1-87, due  
 1-1-98-10 (escrowed to 1-1-97) A Aa  
 Multi-family hsg. rev. (LOC-Chemical  
 Bank (form. Manufacturers  
 Hanover Trust Co.)) Aa3  
 Water & sewer. rev. Aa  
 Bonds dttd. 1-1-90, due  
 10-1-01-14 (escrowed to  
 10-1-00) A Aa  
 Bonds dttd. 3-1-85, due  
 10-1-96-97 (escrowed to  
 10-1-95) A Aa  
 Bonds dttd. 3-1-85, due  
 10-1-98-06 (escrowed to  
 10-1-95) A Aa  
 DeKalb Co. Devel. Auth.  
 Emory Univ. Proj. rev. Aa1  
 Series C (taxable) Aa1  
 Variable rate taxable ser. 94B  
 Aa1/YMIG 1  
 Revenue (American Cancer Society,  
 Georgia Division, Inc. Proj.) ser.  
 92 (LOC-Trust Company Bank,  
 expiring 9-1-02, conversion to  
 fixed rate, or earlier termination  
 of LOC) Aa3/YMIG 1  
 DeKalb Co. Hospital Auth.  
 DeKalb Hosp. Center hns. rev.  
 Refunding dttd. 8-1-89 (escrowed  
 to 8-1-99) Aa  
 Revenue antic. cts.

NOTE: For forecasts see page 426. Moody's ratings are subject to change. Because of the possibility of errors in Moody's assignment or change of a rating and your use of this monthly publication, we suggest you verify the current rating of any security or issuer in which you are interested. For standard abbreviations, see page 5.

GEORGIA (cont'd)

DeKalb Co. Hospital Auth. (cont'd)

Series '93A, dtd. 9-1-93 (MBIA Corp.) Aaa

Series '93B (LOC-Trust Company Bank, expiring 9-1-98, conversion to fixed rate, or earlier termination of LOC) Aa3/YMIG 1

Revenue artc. cths. Bonds dtd. 12-1-87 (escrowed to maturity) Aaa

DeKalb Co. Housing Auth. First mtgs. rev. ser. '78 (Sect. 8 Assmt.) A1

Floating rate demand multi-family hsg. rev. Series '85H (Columbus on Clairmont Proj.) (LOC-Citibank, N.A., expiring 8-1-95, or earlier termination of LOC) A1/YMIG 1

Series '85J (Wood Brook Proj.) (LOC-Bank of America, N.T. & S.A. (form. Security Pacific National Bank, N.A.), expiring 8-27-97, conversion, or earlier termination of LOC) Aa3/YMIG 1

Mortgage rev. (Chimney Trace Assoc.) dtd. 12-1-83 (MBIA) Aaa

(GNMA Coll.-Convonly Proj.) (Vesley Broderick Acct. Proj.) ser. '83B, dtd. 6-1-83 (MBIA) Aaa

Refunding hsg. rev. Refunding ser. '90 (Lenox Pointe Proj.) (LOC-Columbia Banking Federal Savings & Loan Assoc., Confirming LOC-Federal Home Loan Bank of N.Y.) Aaa

Series '85D (Winters Park Proj.) (MBIA) Aaa

Series '85R (Past Ashford Apts. Proj.) (LOC-Bankers Trust Co., expiring 12-1-94, conversion, or earlier termination of LOC) Aa2/YMIG 1

Series '85 (Wood Terrace Project) (LOC-Bankers Trust Co., expiring 3-1-97, conversion, or earlier termination of LOC) Aa2/YMIG 1

Multi-family mtgs. rev. ser. Series '93 (Sect. 8 Assmt. Proj.) A1

Single family mtgs. rev. Bonds dtd. 12-1-84 (MBIA) Aaa

Series '85 A

DeKalb Co. S.D. Bonds dtd. 1-1-85, 1-1-86 & 7-1-73 (escrowed to maturity) Aaa

Bonds dtd. 7-1-89, due 7-1-98-10 (escrowed to 7-1-97) A

DeKalb Private Hosp. Auth. Georgia Baptist Health Care Sys. hosp. rev. A

Revenue artc. cths. (Epstein Children's Hosp. at Emory Univ.) ser. '94A & B (LOC-Trust Company Bank, expiring 3-1-04, conversion to any mode, or earlier termination of LOC) Aa3/YMIG 1

(Emory Univ. Proj.) ser. '91 (St. Joseph's Hosp. of Atlanta Proj.) ser. '89 (LOC-Full Bank, Ltd. & Mitsubishi Bank, Ltd., expiring 11-29-94, conversion to fixed rate, or earlier termination of LOC) A1/YMIG 1

(Wesley Serv. Inc. Proj.) ser. '88 (LOC-Trust Company Bank, expiring 9-30-95, or earlier termination of LOC) Aa3

Douglas County A

Douglas County S.D. A

Douglas County A

Water & sew. rev. Bonds dtd. 10-1-76 (escrowed to maturity) Aaa

Bonds dtd. 5-1-84 (MBIA) Aaa

Bonds dtd. 6-1-77 (escrowed to maturity) Aaa

Douglas Co. Hospital Auth. Revenue artc. cths. dtd. 4-1-85 (FGIC) Aaa

Revenue cths. Dated 10-1-71 (escrowed to maturity) Aaa

Dated 10-1-76 (escrowed to maturity) Aaa

Dated 4-1-78 (escrowed to 4-1-07) Aaa

Series '84 A

Douglas Co. S.D. Bonds dtd. 2-1-90, due 1-1-96-10 (escrowed to 1-1-98) Aaa

Bonds dtd. 2-1-93 (MBIA Corp.) Aaa

Bonds dtd. 4-1-89, due 1-1-97 (escrowed to 1-1-95) Aaa

Bonds dtd. 4-1-85, due 1-1-98-05 (escrowed to 1-1-95) Aaa

Bonds dtd. 6-1-89, 5-1-73, 12-1-76 & 6-1-84 (escrowed to maturity) Aaa

Douglas-Coffee Co. Leased Hsg. Corp. Georgian Woods Acct. dtd. 10-1-82 (FHA ins. mtgs. loan) (MBIA) Aaa

Douglasville

Douglasville (cont'd)

Water & sew. rev. Bonds dtd. 10-1-84 (MBIA) Aaa

Bonds dtd. 5-1-73 (MBIA) Aaa

Bonds dtd. 6-1-84 (MBIA) Aaa

Union & M. Men Series 76A, dtd. 10-1-76 (MBIA) Aaa

Douglasville-Douglas Co. Water & Sewer Auth. (Community Imp. Dist. Proj. 1) A

Water & sew. rev. Bonds dtd. 10-1-88, due 5-1-99-13 (escrowed to 6-1-98) Aaa

Bonds dtd. 12-1-85 (MBIA) Aaa

Bonds dtd. 6-1-93 (AMBAC) Aaa

Bonds dtd. 7-1-91 (MBIA Corp.) Aaa

Downtown Athens Devel. Auth. Parking rev. (oblig. of Athens-Clarke Co. Unit. Govt.) A1

Variable rate demand rev. (Georgian Assoc. Leasing Proj.) ser. '85 (LOC-Boulevard Bank CONF LOC-First National Bank of Chicago, expiring 8-1-94, conversion, or earlier termination of LOC or CONF LOC) A1/YMIG 1

Downtown Marietta Devel. Auth. Lease rev. (City of Marietta lease) A1

(Cobb Co. lease) Aa1

Downtown Savannah Auth. Revenue (Chatham Co. Courthouse Renovation & Imp. Proj.) dtd. 1-1-91 (escrowed to 1-1-99) Aaa

Revenue (Chatham Co. Dist. Proj.) ser. '91A, dtd. 4-1-91 (escrowed to 1-1-99) Aaa

Revenue (Chatham Co. oblig.) Aa

Downtown Savannah Devel. Auth. Revenue (Board of Ed. Proj.) Bonds dtd. 3-1-90 (MBIA Corp.) Aaa

Bonds dtd. 7-1-93 (MBIA Corp.) Aaa

Downtown Smyrna Redevel. Auth. Lease rev. (City of Smyrna lease) A1

Bonds dtd. 11-1-89, due 2-1-07-16 (escrowed to 2-1-99) A

Bonds dtd. 2-1-90, due 2-1-04 (partial mt.) & 2-1-05-16 (escrowed to 2-1-99) A

Dublin Baal

Bonds dtd. 5-1-89 (AMBAC) Aaa

Water & sew. rev. Baal

Bonds dtd. 12-1-93 (PSA) Aaa

Bonds dtd. 7-1-89 & 4-1-73 (escrowed to maturity) Aaa

Duluth Water & sewer rev. dtd. 4-1-89 (AMBAC) Aaa

Early County Sales tax rev. Baal

Early Co. Hospital Auth. Hospital rev. cths. (7 mill tax) Baal

East Point Water rev. Refunding dtd. 1-1-72 (escrowed to maturity) A

Refunding dtd. 1-1-78, due 1-1-93-04 (escrowed to maturity) A

East Point (Sdg. Auth. Lease rental Bonds dtd. 12-1-90 (AMBAC) Aaa

Series '87 Baal

Revenue (Public Fac. & Equip. Proj.) dtd. 10-1-91 (AMBAC) Aaa

Eastman Water & sew. rev. Bonds dtd. 11-1-87 (MBIA Corp.) Aaa

Bonds dtd. 9-1-93 (MBIA Corp.) Aaa

Eastman Housing Corp. Housing rev. (Sect. 8 Assmt. Proj.-Elabor) Con.(Baal)

Ettingham Co. Hosp. Auth. Revenue artc. cths. ser. '92A & B, dtd. 2-1-92 (AMBAC) Aaa

Ettingham Co. S.D. Bonds dtd. 5-1-94 (MBIA Corp.) Aaa

Elbert County Elberton Combined pub. util. rev. Bonds dtd. 5-1-88 (AMBAC) Aaa

Evans Co. Ind. Devel. Auth. Variable rate demand rev. ser. '85 (Sherman Util. Structures, Inc. Proj.) (MBIA) Aa3/YMIG 1

Fannin Co. Hospital Auth. Hospital rev. Cths. dtd. 6-1-75 & 9-1-76 (escrowed to maturity) Aaa

Series '88 & '74, dtd. 6-1-74 (escrowed to maturity) Aaa

Fayette County Aa

Water & sew. rev. dtd. 10-1-84 (MBIA) Aaa

Water rev. Bonds dtd. 5-1-88 (AMBAC) Aaa

Bonds dtd. 7-1-85 (MBIA) Aaa

Bonds dtd. 7-1-86 (MBIA) Aaa

Refunding dtd. 12-1-92 (FGIC) Series 66 & '73 (escrowed to maturity) Aaa

Fayette Co. Devel. Auth.

Fayette Co. Devel. Auth. (cont'd)

Industrial Devel. rev. (Trigon Proj.) ser. '94 Aaa

Phacoping Corp. Proj. ser. '94 Aaa

Fayette Co. S.D. Bonds dtd. 3-1-92 (FGIC) Aaa

Bonds dtd. 7-1-85 Aaa

Bonds dtd. 7-1-88 Aaa

Cts. of part. cths. 7-1-91 (MBIA) Aaa

Series 74, '78, '84 (escrowed to maturity) Aaa

Fitzgerald Combined pub. util. rev. Bonds dtd. 10-1-89 (MBIA Corp.) Aaa

Bonds dtd. 12-1-83 (MBIA) Aaa

Bonds dtd. 8-1-93 (FGIC) Aaa

Fitzgerald Downtown Devel. Auth. Ben Hill Co. Jailhouse lease rental ser. '81 Baal

Fitzgerald Hsg. Devel. Corp. Bridge Creek Acct. rev. dtd. 2-1-83 (MBIA) Aaa

Floyd County Water & sew. rev. Bonds dtd. 11-1-85 (FGIC) Aaa

Bonds dtd. 3-1-87 (FGIC) Aaa

Bonds dtd. 8-1-78 (escrowed to maturity) Aaa

Water rev. Bonds dtd. 11-1-90 (AMBAC) Aaa

Bonds dtd. 9-1-93 (FGIC) Aaa

Floyd Co. Devel. Auth. Combined pub. util. rev. Bonds dtd. 4-1-93 (MBIA Corp.) Aaa

Floyd Co. Hospital Auth. Floyd Medical Center hosp. rev. Bonds dtd. 12-1-93 (FGIC) Aaa

Bonds dtd. 3-1-91 (FGIC) Aaa

Series '86 (FGIC) Aaa

Hospital rev. cths. (escrowed to maturity) A1

Floyd Co. S.D. A1

Forest Park Water & sew. rev. Series '65, '67 & '73 (escrowed to maturity) Aaa

Forsyth Combined util. rev. Bonds dtd. 10-1-84 (AMBAC) Aaa

Bonds dtd. 12-1-89 (AMBAC) Aaa

Bonds dtd. 4-1-93 (AMBAC) Aaa

Bonds dtd. 6-1-85 (AMBAC) Aaa

Bonds dtd. 7-1-86 (AMBAC) Aaa

Bonds dtd. 8-1-78 (escrowed to maturity) Aaa

Bonds dtd. 9-1-93 (PSA) Aaa

Forsyth County Water & sew. rev. (sales tax support) ser. '90B A

Forsyth Co. Hosp. Auth. Rev. cths. dtd. 9-1-79 (MBIA) Aaa

Forsyth Co. S.D. A1

Fort Oglethorpe Water & sew. rev. Baal

Fourth Columbus Hsg. Devel. Corp. Mortgage rev. ser. A, dtd. 10-1-82 (MBIA) Aaa

Multi-family hsg. rev. ser. '92A & B (FHA ins. mtgs. loan-Sect 8 Assmt. Marietta Honor Apts.) Aa

Franklin County Fulton Hospital Auth. Georgia Baptist Health Care Sys. hosp. rev. A

Hospital rev. cths. of part. (St. Joseph's Hosp. of Atlanta) ser. '85A, dtd. 10-1-85 (AMBAC) Aaa

Piedmont Hosp. rev. A1

Revenue artc. cths. (Georgia Baptist Med. Ctr. Proj.) ser. '88 (LOC-Summers Bank, P.L.C., expiring 8-22-95, or earlier termination of LOC) Aa2

(St. Joseph's Hosp. of Atlanta Proj.) ser. '89 (LOC-Full Bank, Ltd. & Mitsubishi Bank, Ltd., expiring 11-29-94, conversion to fixed rate, or earlier termination of LOC) A1/YMIG 1

(Shannon Spinal Center Proj.) Series '88A (LOC-Trust Company Bank, expiring 10-3-98, or earlier termination of LOC) Aa3

St. Joseph's Hosp. of Atlanta hosp. rev. A

Fulton County Various purp. G.O. Bonds dtd. 10-1-89, due 1-1-00-10 (escrowed to 1-1-99) Aaa

Bonds dtd. 11-1-88, due 1-1-99-09 (escrowed to 1-1-98) Aaa

Bonds dtd. 11-1-90, due 1-1-00-10 (escrowed to 1-1-99) Aaa

Bonds dtd. 12-1-91, due 1-1-02-10 (escrowed to 1-1-01) Aaa

Bonds dtd. 8-1-87 (escrowed to 1-1-97) Aaa

Bonds dtd. 9-1-85 (escrowed to 1-1-96) Aaa

Water & sew. rev. Bonds dtd. 10-1-92 (FGIC) Aaa

Fulton County (cont'd)

Bonds dtd. 12-1-86 (escrowed to 1-1-95) Aaa

Bonds dtd. 4-1-85 (escrowed to 1-1-93) Aaa

Bonds dtd. 7-1-76 (MBIA) Aaa

Bonds dtd. 3-1-83 (MBIA) Aaa

Fulton Co. Building Auth. County Govt. & Health Fac. Proj. rev. Bonds dtd. 7-1-56, due 1-1-08 & 1-1-11 (escrowed to 1-1-95) Aaa

Series '86 Aa

County Govt. Fac. Proj. ser. '85A, dtd. 1-1-85 (escrowed to 1-1-95) Aaa

Health Fac. Proj. rev. dtd. 10-1-85 (escrowed to maturity) Aaa

Judicial Center Fac. Proj. Bonds dtd. 11-1-87, due 1-1-00-15 (escrowed to 1-1-97) Aaa

Series '87 Aaa

Series '91 Aa

Series '90 Aa

Series '92A & B Aa

Fulton Co. Devel. Auth. Georgia Scientific & Tech. Research Foundation rev. Refunding ser. '94 (LOC-Nationsbank of Georgia, N.A., expiring 6-1-01, or earlier termination of LOC) A1

Pollution control rev. (Loan Agreement from General Motors Corp.) Aa3/YMIG 1

Fulton Co. Hospital Auth. Hospital rev. & G.O. cths. (escrowed to maturity) Aaa

Revenue artc. cths. (Northside Hosp.) Bonds dtd. 6-1-88 (BIG) Aaa

Refunding dtd. 11-1-85 (MBIA) Aaa

Series '92A, dtd. 2-1-92 (MBIA Corp.) Aaa

Series '92B, dtd. 2-1-92 (MBIA Corp.) Aaa

Series '93A, dtd. 1-1-94 (MBIA Corp.) Aaa

Series '93B, dtd. 1-1-94 (MBIA Corp.) Aaa

Improvement & rel. ser. '76 (escrowed to maturity) A

Fulton Co. Hsg. Auth. Multi-family hsg. rev. (Spring Creek Crossing Proj. Phase II) ser. '85G (LOC-Summers Trust & Banking Co., Ltd., expiring 12-1-94, conversion, or earlier termination of LOC) Baal/YMIG 2

Municipal hsg. rev. ser. '86A (Bonding & fixed rate) (LOC-The Sunbeam Bank, Ltd., expiring 11-1-95, or earlier termination of LOC) A1/YMIG 1

Fulton Co. Resid. Care Fac. for the Elderly Auth. Residential care fac. rev. (St. Anne's Terrace Proj.) ser. '89 (LOC-Nationsbank of Georgia, N.A. (form. Citizens & Southern National Bank of Georgia, N.A.), expiring 12-1-89, or earlier termination of LOC) A1

Fulton Co. S.D. School dtd. 5-1-87 (escrowed to 5-1-97) Aaa

Fulton-DeKalb Hosp. Auth. Revenue cths. 7 mill tax Bonds dtd. 5-1-93 (MBIA Corp.) Aaa

Bonds dtd. 8-1-91 (AMBAC) Aaa

Series '90A & B, dtd. 5-1-90 (AMBAC) Aaa

Series '90B, dtd. 5-1-90 (AMBAC) A1

Gainesville Bonds dtd. 5-1-93 (FGIC) Aaa

G.O. Assmt. Bonds dtd. 4-1-88, due 4-1-97-06 (escrowed to 4-1-96) Aaa

Bonds dtd. 6-1-91, due 1-1-01-06 & 1-1-11 (escrowed to 1-1-00) A

Water & sew. rev. Bonds dtd. 2-15-84 (MBIA) Aaa

Bonds dtd. 3-15-93 (FGIC) Aaa

Second lien ser. '70, '72 & '78 (escrowed to maturity) A

Series '87A, dtd. 5-15-87 (MBIA) Aaa

Series '90A & B (FGIC) Aaa

Series '92-B, dtd. 11-15-82 (FGIC) Aaa

Gainesville & Hill Co. Devel. Auth. Industrial cert. rev. Series '83 (Co. contract) A

Revenue (Hill Co. lease) Baal

Gilmer Co. S.D. Bonds dtd. 6-1-91 (MBIA Corp.) Aaa

Glynn County Water & sew. rev. Bonds dtd. 12-1-72 (escrowed to maturity) Aaa

Glynn-Brunswick Memorial Hosp. Auth.

NOTE: For footnotes see page 426. Moody's ratings are subject to change. Because of the possible time lapse between Moody's assignment or change of a rating and your use of this monthly publication, we suggest you verify the current rating of any security or issuer in which you are interested. For standard abbreviations, see page 5.

GEORGIA (cont'd)

Dunn-Brunswick Memorial Hosp. Auth. (cont'd)

Revenue antic. cts. Southeast Georgia Reg. Med. Ctr. Prof. ser. '93A (LOC) Trust Company Bank, expiring 10-1-98, conversion to fixed rate, or earlier termination of LOC) Aa3/YMIG 1

Revenue cts. (7 mill tax) A

Bonds dtd. 9-1-91 (MBIA Corp.) Aaa

Grady Co. Hospital Auth. Aaa1

Hospital rev. Aaa

Griffin A

Combined util. rev. Series 93A, dtd. 10-1-93 (AMBAC) Aaa

Griffin Development Auth. Solidating Co. Pub. Bldg. Prof. rev. A

Griffin-Spalding Co. Devel. Auth. Revenue A

Griffin-Spalding School System Sales tax rev. A

Gwinnett County Various purp. G.O. Bonds dtd. 7-1-86 (escrowed to 1-1-97) Aaa

Water & sew. rev. dtd. 3-1-72, 1-1-73, 9-1-73, 5-1-74, 3-1-76, 1-1-78, 4-1-78, 1-1-80, 1-1-84 & 12-1-84 (escrowed to maturity) Aaa

Gwinnett Co. Airport Auth. Revenue (Co. issue) Aa1

Gwinnett Co. Hosp. Auth. Revenue antic. cts. Bonds dtd. 11-1-89 (AMBAC) Aaa

Bonds dtd. 8-1-86 (AMBAC) Aaa

Gwinnett Hosp. Sys. Inc. Prof. dtd. 9-1-93 (AMBAC) Aaa

Gwinnett Co. Housing Auth. Monthly floating rate demand multi-family hsg. rev. ser. '84C (LOC-Chemical Bank (form. Manufacturers Manover Trust Co.)) Aa3

Multi-family hsg. rev. (Lincoln Wilcox Trail Assoc. Ltd.) ser. '85A (LOC-Bank of New York Company, Inc., expiring 10-1-97, or earlier termination of LOC) A1

Single family mgtg. rev. Series '85 Aa

Variable rate demand multi-family rev. ser. '85C (The Greens Acre Prof.) (LOC-Chibank, N.A., expiring 11-1-95, conversion, or earlier termination of LOC) A1/YMIG 1

Gwinnett Co. Recreation Auth. (County issue-tax) Revenue dtd. 11-1-88 (escrowed to 2-1-98) Aaa

Revenue dtd. 7-1-87 (escrowed to 2-1-97) Aaa

Revenue dtd. 7-1-90 (escrowed to 2-1-98) Aaa

Gwinnett Co. S.D. Bonds dtd. 6-1-71, 8-1-73, 8-1-76, 2-1-79, 2-1-82 & 2-1-84 (escrowed to 2-1-00) Aaa

Series '88 Aaa

Gwinnett Co. Wtr. & Sew. Auth. Bonds dtd. 11-1-85, due 8-1-06 & 8-1-10 (escrowed to 8-1-96) Aaa

Cts. of part. ser. '91 Aa1

Water & sew. rev. (County issue) Aa1

Bonds dtd. 3-1-88, due 8-1-00-04 (escrowed to 8-1-98) A

Bonds dtd. 3-1-90, due 8-1-00-06 (escrowed to 8-1-98) A

Refunding current mts. 12-1-88, due 8-1-06 (partial mt.) (escrowed to 8-1-94) & compound int. terms dtd. 12-22-88, due 8-1-10 (escrowed to 8-1-96) Aaa

Bonds dtd. 11-1-85, due 1993-03 A

Bonds dtd. 4-1-77, 4-1-78, 1-1-80 & 1-1-84 (escrowed to maturity) Aaa

Series B, dtd. 4-1-75 (MBIA) Aaa

Heberburn Co. Hosp. Auth. Revenue antic. cts. Bonds dtd. 12-1-88 (MBIA Corp.) Aaa

Bonds dtd. 2-1-93 (MBIA Corp.) Aaa

Series '89 (MBIA Corp.) Aaa

Heberburn Co. S.D. Bonds dtd. 8-1-93 (FGIC) Aaa

Cts. of part. dtd. 2-1-91 (MBIA Corp.) Aaa

Hall Co. S.D. Series '86 (escrowed to 6-1-96) A

Hall Co.-Gainesville Hosp. Auth. Northeast Georgia Med. Ctr. rev. Series '90A, dtd. 4-1-90 (MBIA Corp.) Aaa

Series '90B, dtd. 4-1-90 (MBIA Corp.) Aaa

Revenue antic. cts. Dated 12-1-85 (BIG) Aaa

Hall Co.-Gainesville Hosp. Auth. (cont'd)

Dated 3-1-76 (escrowed to maturity) Aaa

Hancock Co. S.D. Bonds dtd. 11-1-94 (MBIA Corp.) Aaa

Harrison County Bonds dtd. 8-1-83 (MBIA) Aaa

Bonds dtd. 3-1-85 (MBIA) Aaa

Series '88 (MBIA Corp.) Aaa

Harris Co. S.D. Bonds dtd. 11-1-87 (MBIA Corp.) Aaa

Bonds dtd. 6-1-92 (MBIA Corp.) Aaa

Hart Co. S.D. Bonds dtd. 11-1-87, due 7-1-95-07 (escrowed to 7-1-98) A

Heard Co. Dev. Auth. Pollution control rev. (Georgia Power Company) ser. 1, dtd. 9-1-92 (MBIA Corp.) Aaa

Heard Co. Devel. Auth. Pollution control rev. (Georgia Power Company) ser. 2, dtd. 9-1-92 (AMBAC) Aaa

Henry Co. & Henry Co. Wtr. & Sew. Auth. Bonds dtd. 2-1-84 (MBIA) Aaa

Bonds dtd. 8-1-71, 6-1-72, 8-1-73, 12-1-76 & ser. '79 (escrowed to maturity) A

Revenue A

Bonds dtd. 1-1-91 (ins. mt. 2-1-12) (AMBAC) Aaa

Bonds dtd. 10-1-93 (ins. mt. 2-1-12-05 & 2-1-11, 13 & 18) (AMBAC) Aaa

Bonds dtd. 2-1-92 (MBIA Corp.) Aaa

Water & sew. rev. Bonds dtd. 12-1-85 (MBIA) Aaa

Henry Co. Hosp. Auth. Revenue cts. Bonds dtd. 7-1-86 (FGIC) Aaa

Series '92A & B, dtd. 3-1-92 (FGIC) Aaa

Revenue cts. 7 mill tax Aaa1

Henry Co. S.D. Bonds dtd. 12-1-85, due 8-1-96-01 (escrowed to 8-1-95) A

Bonds dtd. 5-1-94 (MBIA Corp.) Aaa

Bonds dtd. 8-1-88, due 8-1-97-06 (escrowed to 8-1-96) Aaa

Hinshawville Water & sew. rev. Bonds dtd. 4-1-79 & 6-1-82 (escrowed to maturity) Aaa

Bonds dtd. 8-1-86 (MBIA) Aaa

Bonds dtd. 9-20-83 (MBIA) Aaa

Hinshawville Leased Hsg. Corp. Mortgage rev. ser. A, dtd. 9-1-82 (MBIA) Aaa

Houston County Water rev. Bonds dtd. 4-1-87 (MBIA Corp.) Aaa

Bonds dtd. 6-1-88 (MBIA Corp.) Aaa

Bonds dtd. 9-1-93 (MBIA Corp.) Aaa

Houston Co. Hospital Auth. 7 mill tax rev. A

Bonds dtd. 4-1-76 (MBIA) Aaa

Houston Co. S.D. Bonds dtd. 6-1-94 (MBIA Corp.) Aaa

G.O. school Bonds dtd. 12-10-87, due 3-1-98-08 (escrowed to 3-1-97) Aaa

Bonds dtd. 3-1-88, due 3-1-98-08 (escrowed to 3-1-97) Aaa

Jackson Public util. rev. Refunding & imp. Aaa

Sales tax Aaa

Water & sew. rev. Aaa

Jackson Co. S.D. Cts. of part. dtd. 4-1-91 (MBIA Corp.) Aaa

Jasper County Jasper Co. S.D. Bonds dtd. 12-1-87 (MBIA Corp.) Aaa

Jasp Water & sew. rev. Bonds dtd. 10-1-86 (MBIA) Aaa

Bonds dtd. 10-1-87 (MBIA Corp.) Aaa

Bonds dtd. 7-1-84 (MBIA) Aaa

Series '94A, dtd. 1-1-94 (MBIA Corp.) Aaa

Series '94B, dtd. 1-1-94 (MBIA Corp.) Aaa

Series A & B, dtd. 12-1-79 (MBIA) Aaa

Jones Co. S.D. Bonds dtd. 1-1-88 (AMBAC) Aaa

Kanawha La Grange Water & sew. rev. Bonds dtd. 9-1-90, due 1-1-01-12 (escrowed to 1-1-00) A

La Grange Devel. Auth. Industrial Park Prof. rev. Le Grange Housing Auth. Multi-family hsg. rev. (Greenwood Park Apts. Prof.) ser. '85A (MBIA Corp.) Aaa

Multi-family mgtg. rev. ref. ser. '93A & B (FHA ins. mgtg. loan-Whispering Pines Phase II) (FHMA col.) Aaa

Laurens Water & sew. rev. Bonds dtd. 1-1-92 (MBIA Corp.) Aaa

Bonds dtd. 6-1-84 (MBIA) Aaa

Lamar County Unincorporated Water & sew. rev. Bonds dtd. 5-1-80 (MBIA) Aaa

Refunding dtd. 1-1-87 (MBIA) Aaa

Lee Co. S.D. Liberty Co. Solid Waste Mgmt. Auth. Revenue Lincoln County Lincoln Co. S.D. Bonds dtd. 12-1-89 (AMBAC) Aaa

Macon Maccon Lease rev. (School Dist. Prof. Bibb Co. obligor) ser. '93A & B, 72 (escrowed to maturity) Aaa

Water & sew. rev. ser. '61, '71 & '72 (escrowed to maturity) Aaa

Macon Housing Auth. Mortgage rev. ser. '84A (FHA ins. loan) Aa

Macon Hsg. Devel. Corp. Mortgage rev. (FHA ins. Mgtg. Loan-Riverside Gardens Apts. Sec. 8 Assst. Prof.) Refunding ser. '92A, dtd. 1-1-92 (MBIA Corp.) Aaa

Refunding ser. '92B, dtd. 1-1-92 (MBIA Corp.) Aaa

Bonds dtd. 9-1-82 (MBIA) Aaa

Taxable mgtg. rev. ref. (FHA ins. mgtg. loan-Riverside Gardens Apts. Sect. 8 Assst. Prof.) ser. '92C, dtd. 7-1-92 (MBIA Corp.) Aaa

Macon Water Auth. Water & sew. rev. A1

Macon-Bibb Co. Hospital Auth. Medical Center of Central Georgia Hosp. Rev. Revenue antic. cts. Dated 8-1-81 (FGIC) Aaa

Series '84 (LOC) Trust Company Bank, expiring 4-1-89, conversion to fixed, or earlier termination of LOC) Aa3/YMIG 1

Series '93A, dtd. 9-1-83 (FGIC) Aaa

Series '93C, dtd. 10-1-93 (FGIC) Aaa

Revenue antic. cts. Series '69 (Bibb Co.) A1

Series '77 (Bibb Co.) A1

Macon-Bibb Co. Ind. Auth. (Kaiser Aluminum & Chemical Corp. Prof.) Series '88 (Bibb Co.) A1

Series '88B (Bibb Co.) A1

Industrial park imp. ser. '83 (Bibb Co.) A1

Parting rev. Series '80B (escrowed to maturity) A1

Series '84 (Macon) A1

Series '90 (Macon) A1

Revenue (Airport Imp. Prof.) A1

Macon-Bibb Co. Urban Devel. Auth. Multi-family hsg. rev. ref. ser. '90A & B (FHMA) Aaa

Public Bldg. Prof. (Bibb Co. oblig.) Series '84 A1

Series '88 A1

Series '90 A1

Series '92 A1

Series '93 A1

Manchester Water & sew. rev. Bonds dtd. 2-1-78, due 2-1-09 A

Bonds dtd. 4-1-88 A1

Marshall Bonds dtd. 11-1-84 G.O. school dtd. 5-1-90, due 1-1-00-12 (escrowed to 1-1-99) Aaa

Multi-family hsg. rev. ref. (Franklin Walk Apts. Prof.) ser. '90 (LOC-Bankers Trust Co., expiring 4-1-96, conversion, or earlier termination of LOC) Aa2/YMIG 1

Public utility rev. Bonds dtd. 11-1-85, due 5-1-97-99 (issue 567652 C02) (escrowed to 5-1-96) Aaa

Bonds dtd. 11-1-85, due 5-1-99-02 (issue 567652 C04) (escrowed to 5-1-96) Aaa

Series '66, '72 & '80, dtd. 3-1-80 (escrowed to maturity) Aaa

Marshall Devel. Auth. Revenue (Life College, Inc. Prof.) dtd. 12-1-89 (Capital Guaranty) Aaa

Marshall Housing Auth. Eastman-Hinshaw hsg. rev. (Hickman Apts. Prof.) ser. '89 (LOC-Barnett Bank of Jacksonville, expiring 2-1-01, or earlier termination of LOC) A1

Multi-family hsg. rev. (Greenstone Apts. Prof.) ser. '85A, dtd. 11-1-85 (Capital Guaranty) Aaa

Multi-family hsg. rev. (Falls at Bells Ferry Prof.) ser. '85E (Cap. LOC-Guaranty Savings & Loan Assoc., Houston, expiring

Marshall Housing Auth. (cont'd)

11-1-97, or earlier termination of LOC) VMIG expires at convention) Aaa/VMIG 1

McDonough Water & sew. rev. Aaa

Medical Center Hosp. Auth. Revenue antic. cts. (Columbus Regional Healthcare Sys., Inc. Prof.) Bonds dtd. 11-1-79 (escrowed to maturity) Aaa

Bonds dtd. 11-1-93 (MBIA Corp.) Aaa

Refunding dtd. 12-1-85 (BIG) Aaa

Series '92A & B, dtd. 6-1-92 Aaa

Series '92C, dtd. 6-1-92 (MBIA Corp.) Aaa

Merrill Lynch Puttable Floating Option Tax-Exempt Rec. Series PA-14 (relating to MBIA ins. Burke Co. Devel. Auth., Georgia pol. control rev. ref. (Oglethorpe Pwr. Corp. Vodge Prof.) ser. '92, due 1-1-03 & 1-1-22) (Liquidity Guaranty-Merrill Lynch & Co.; VMIG expires 7-1-93, conversion to auction mode, or earlier termination of liquidity guaranty) Aaa/VMIG 1

Series PA-17 (relating to FGIC ins. Fulton County, Georgia water & sew. rev. ref. ser. '92, due 1-1-09 & 1-1-14) (Liquidity Guaranty-Merrill Lynch & Co.; VMIG expires 7-1-95, conversion to auction mode, or earlier termination of liquidity guaranty) Aaa/VMIG 1

Series PA-22 (relating to Atlanta Georgia water & sew. rev. ser. '93, 4.75% due 1-1-23) (Liquidity Guaranty-Merrill Lynch & Co.; VMIG expires 10-26-95, conversion to auction mode, or earlier termination of liquidity guaranty) Aaa/VMIG 1

Series PA-47A & B (relating to MBIA ins. Cherokee Co. Water & Sew. Auth. water & sew. rev. ref. & imp. ser. '93, due 8-1-23) (Liquidity Guaranty-Merrill Lynch & Co.; VMIG expires 12-22-95, conversion to auction mode, or earlier termination of liquidity guaranty) Aaa/VMIG 1

Series PA-51 (relating to DeKalb Co. G.O. ref. ser. '93, 5.25% due 1-1-13, 1-1-14 & 1-1-20) (Liquidity Guaranty-Merrill Lynch & Co.; VMIG expires 12-22-95, conversion to auction mode, or earlier termination of liquidity guaranty) Aa1/VMIG 1

Series PA-63 (relating to MBIA ins. Cobb-Marietta Coliseum & Exhibit Hall Auth., Ga., rev. ref. ser. '93, due 10-1-26) (Liquidity Guaranty-Merrill Lynch & Co.; VMIG expires 1-27-96, conversion to auction mode, or earlier termination of guaranty) Aaa/VMIG 1

Metrol. Atlanta Rapid Transit Auth. Sales tax rev. Refunding ser. F, dtd. 12-1-85, due 2000-04 (escrowed to 7-1-95) Aaa

Refunding ser. F, dtd. 12-1-85, due 7-1-11 (escrowed to 7-1-95) A

Refunding ser. G, dtd. 12-1-85, due 1999-04 (escrowed to 7-1-95) Aaa

Refunding ser. G, dtd. 12-1-85, due 7-1-11 (escrowed to 7-1-95) A

Series '86H, dtd. 11-1-86, due 7-1-99-10 (escrowed to 7-1-95) A

Series '86L, dtd. 11-1-86, due 7-1-99-06 (escrowed to 7-1-95) A

Series D, dtd. 2-1-83; E, dtd. 8-1-83, due 7-1-94-95 & 7-1-11 (escrowed to maturity) Aaa

Series F, dtd. 12-1-85, due 7-1-05, 2006 & 2010; G, dtd. 12-1-85, due 7-1-05, 2006 & 2010 (escrowed to 7-1-95) Aaa

Series F, dtd. 12-1-85, due 7-1-97-99 (escrowed to 7-1-95) Aaa

Series G, dtd. 12-1-85, due 7-1-97-98 (escrowed to 7-1-95) Aaa

Series I, dtd. 11-1-86, due 7-1-16 (escrowed to 7-1-95) Aaa

Series J, dtd. 5-1-88 (ins. mt. 2008 & 2018) (FGIC) (escrowed to 7-1-98) Aaa

Series K, dtd. 5-1-88 (ins. mt. 7-1-03) (FGIC) (escrowed to 7-1-98) Aaa

NOTE: For footnotes see page 426. Moody's ratings are subject to change because of the possible time lags between Moody's assignment or change of a rating and your use of this weekly publication. We suggest you verify the current rating of every security or issue to which you are interested. For standard abbreviations, see page 5.

GEORGIA (cont'd)

Metrol Atlanta Rapid Transit Auth. (cont'd)

Series J, dtd. 5-1-88, due 7-1-02, 7-1-04-07, 7-1-09-17 (escrowed to 7-1-98) Aaa

Series K, dtd. 5-1-88, due 7-1-99-01 (escrowed to 7-1-98) Aaa

Series L, dtd. 4-1-90, due 7-1-00-07 & 7-1-10 (escrowed to 7-1-99) Aaa

Series M, dtd. 4-1-90, due 7-1-20 (AMBAC) (escrowed to 7-1-99) Aaa

Series P, dtd. 5-1-92 (AMBAC) Aaa

Sales tax rev. (second lien) Aaa

Series '93A, dtd. 8-1-93 (AMBAC) Aaa

Middle Georgia Coliseum Auth. Coliseum rev. (Macon) A1

Milledgeville Public Fac. Auth. (Obligation of Milledgeville) (Public Safety Complex & City Hall Proj.) dtd. 9-1-83 (escrowed to 6-1-94) Aaa

Monroe

Combined util. rev. Bonds dtd. 1-1-93 (AMBAC) Aaa

Bonds dtd. 12-1-88 (AMBAC) Aaa

Monroe Co. Devel. Auth. Pollution control rev. (Georgia Power Co.) First mtgs. rev. ser. '91A, dtd. 12-1-91, due 12-1-21 (escrowed to maturity) Aaa

Series 1, dtd. 9-1-92 (MBIA Corp.) Aaa

(Oglethorpe Power Corp.-Scherer Proj.) dtd. 9-1-82 (AMBAC) Aaa

Monroe Co. Hospital Auth. Hospital rev. cts. dtd. 7-1-78 (escrowed to maturity) Aaa

Revenue cts. Refunding cts. 76 (escrowed to maturity) Aaa

Series '84 Aaa

Monroe Co. S.D. Bonds dtd. 6-1-81 (MBIA) Aaa

G.O. rev. dtd. 12-1-85 (MBIA) Aaa

Muscogee County (assum. by Columbus) A1

Muscogee Co. S.D. Bonds dtd. 11-1-87 (escrowed to 1-1-95) A1

Newman

Combined pub. util. rev. Junior lien dtd. 2-1-74 (escrowed to maturity) A1

Newton Co. Hosp. Auth. Revenue cts. (7 mill tax) A

Newton Co. Ind. Devel. Auth. Industrial park deval. A

Newton Co. S.D. A

Newton Co. Water & Sew. Auth. Junior lien A

Oconee Co. S.D. Bonds dtd. 6-1-89 (AMBAC) Aaa

Series '93A, dtd. 12-1-93 (AMBAC) Aaa

Series '93B, dtd. 12-1-93 (AMBAC) Aaa

Paulding County Bonds dtd. 12-1-88, due 8-1-98-09 (escrowed to 2-1-98) A

Bonds dtd. 6-1-89, due 6-1-98-10 (escrowed to 2-1-98) A

Water rev. Series '93B, dtd. 12-1-93 (MBIA Corp.) Aaa

Paulding Co. Hospital Auth. (7 mill tax) A

Paulding Mem. Med. Ctr. Hosp. rev. Bonds dtd. 6-1-93 (AMBAC) Aaa

Paulding Co. S.D. Bonds dtd. 10-1-84 (MBIA) Aaa

Bonds dtd. 12-1-85 (MBIA) Aaa

Paulding Co. Water Auth. Water rev. Bonds dtd. 12-1-92 (MBIA) Aaa

Bonds dtd. 7-1-87 (MBIA Corp.) Aaa

Bonds dtd. 7-1-91 (MBIA Corp.) Aaa

Series '88 (MBIA Corp.) Aaa

Series '93A, dtd. 12-1-93 (MBIA Corp.) Aaa

Peach Co. S.D. Bonds dtd. 5-1-94 (MBIA Corp.) Aaa

Peconic City G.O. dtd. 1-1-88, due 1-1-97-98 (escrowed to 1-1-94) A1

Perry Water & sewer rev. Baa

Polk County Baa1

Polk Co. Water Auth. Water & sewer rev. dtd. 6-1-89 (MBIA Corp.) Aaa

Powder Springs Water & sewer rev. Bonds dtd. 1-1-74 (escrowed to maturity) Aaa

Refunding & imp. dtd. 1-1-85, due 1-1-95 (escrowed to 1-1-95) Aaa

Refunding & imp. dtd. 2-1-90, due 1-1-10 (escrowed to 1-1-00) Aaa

Powder Springs Downtown Devel. Auth. Revenue (Police Station Proj.) A

Quitman Water & sewer rev. Bonds dtd. 4-1-88 (MBIA Corp.) Aaa

Quitman Leased Hsg. Corp. First mtgs. lease rental A1

Richmond County Special oblig. dtd. 4-1-77 (escrowed to maturity) Aaa

Water & sewer rev. Bonds dtd. 2-1-78 & 6-1-83 (escrowed to maturity) Aaa

Bonds dtd. 4-1-77 (escrowed to maturity) Aaa

Bonds dtd. 5-1-84 (MBIA) Aaa

Refunding dtd. 12-1-86 (MBIA) Aaa

Refunding dtd. 4-1-87 (MBIA Corp.) Aaa

Series 66, '69, '70, dtd. 12-1-70 & '75, dtd. 4-1-75 (escrowed to maturity) Aaa

Series '84A, dtd. 12-1-84 (MBIA) Aaa

Series '85 (MBIA) Aaa

Richmond Co. Bd. of Ed. Bonds dtd. 11-1-86, due 11-1-95-06 (escrowed to 11-1-84) Aaa

Bonds dtd. 9-15-93 (FGIC) Aaa

G.O. rev. dtd. 7-1-85, due 11-1-92-05 (escrowed to 11-1-95) Aaa

Richmond Co. Devel. Auth. (Southern Care Corp. Fac.) First mtgs. rev. ser. '91A, dtd. 12-1-91, due 12-1-21 (escrowed to maturity) Aaa

Sub. zero coupon rev. ser. '91C, dtd. 12-31-91 (escrowed to maturity) Aaa

Richmond Co. Hospital Auth. Revenue cts. ser. '86 & '77, dtd. 10-1-77 (escrowed to maturity) Aaa

Richmond Co. Pub. Fac., Inc. Cts. of part. (County Board of Ed. Richmond Co. Proj.) dtd. 4-1-94 (MBIA Corp.) Aaa

(Richmond Co. Public Purp. Proj.) dtd. 10-1-93 (AMBAC) Aaa

Richmond Co. cts. of part. dtd. 12-1-90 (LOC-Trust Company Bank, Atlanta) Aaa

Rockdale County G.O. rev. dtd. 6-1-86, due 1-1-97-10 (escrowed to 1-1-96) A1

Rockdale Co. Hosp. Auth. Rockdale Hosp. rev. antic. cts. ser. '92 (LOC-Trust Company Bank, expiring 8-1-97, conversion to fixed rate, or earlier termination of LOC) Aa3/YMIG 1

Rockdale Co. S.D. Bonds dtd. 1-4-89, due 1-1-98-01 (escrowed to 1-1-97) A1

Bonds dtd. 12-28-88, due 1-1-04 (escrowed to 1-1-97) Aaa

Bonds dtd. 6-1-91, due 1-1-00-10 (partial mat.) (escrowed to 1-1-99) Aaa

Rome

Bonds dtd. 6-1-91 (AMBAC) Aaa

Library rev. (Floyd Co. lease) Aaa

Bonds dtd. 7-1-93 (MBIA Corp.) Aaa

Series '86 A1

Water & sewer rev. Bonds dtd. 12-1-83 (MBIA) Aaa

Bonds dtd. 4-1-71 (escrowed to maturity) Aaa

Bonds dtd. 6-1-83 (AMBAC) Aaa

Refunding & imp. ser. '88B, dtd. 7-1-88, due 1-1-98-03 (escrowed to 1-1-97) Aaa

Series '88A, dtd. 7-1-88 (escrowed to 1-1-97) Aaa

Series '93A, dtd. 11-1-93 (AMBAC) Aaa

Rome-Floyd Co. Dev. Auth. Lease Rev. (Floyd Co. Lease) A

Rome-Floyd Co. Devel. Auth. Lease rev. (City of Rome lease) A

Roswell Refuse Water & sewer rev. Bonds dtd. 6-1-88 (escrowed to 2-1-97) Aaa

Water & sewer rev. Refuse Housing Authority Multi-family hsg. rev. ser. '83C (LOC-Chemical Bank (form. Manufacturers Hanover Trust Co.), expiring 7-1-0-96) Aa3

Royston Downtown Devel. Auth. Revenue (Cobb Memorial Hosp. Proj.) dtd. 12-1-88 (escrowed to 7-1-97) Aaa

St. Marys Water & sewer rev. Bonds dtd. 11-1-92 (AMBAC) Aaa

Bonds dtd. 3-1-88 (AMBAC) Aaa

Savannah Airport rev. Bonds dtd. 4-1-72 (escrowed to maturity) Aaa

Series '92A, dtd. 10-1-92 (MBIA Corp.) Aaa

Series '92B, dtd. 10-1-92 (MBIA Corp.) Aaa

Savannah (cont'd)

Downtown Savannah Auth. Adjustable fixed rate rev. (Savannah Parking Fac. Proj.) (SBPA National Westminster Bank, P.L.C. YMIG expires 1-1-96, conversion, or earlier termination of SBPA) Aa/YMIG 1

Series 90 (City of Savannah oblig.) Aa

Series 92 (City of Savannah oblig.) Aa

Special purpose water rev. (Savannah River Sys.) Bonds dtd. 8-1-86 (escrowed to 5-1-96) A1

Water & sewer rev. Bonds dtd. 12-1-87 (escrowed to 12-1-96) Aaa

Bonds dtd. 6-1-93 (ins. mat. 12-1-93-01 & 2003) (FGIC) Aaa

Bonds dtd. 8-1-78 (escrowed to maturity) Aaa

Refunding & imp. dtd. 3-1-89 (escrowed to 12-1-97) Aaa

Series '84 A3/YMIG 2

Savannah Economic Devel. Auth. (Southern Care Corp. Fac.) First mtgs. rev. ser. '91A, dtd. 12-1-91, due 12-1-21 (escrowed to maturity) Aaa

Sub. zero coupon rev. ser. '91C, dtd. 12-31-91 (escrowed to maturity) Aaa

Savannah Hosp. Auth. Savannah General Hosp. rev. St. Joseph's Hosp. rev. Savannah Housing Auth. Lease rental (Chatham Co. oblig.) Aa

Savannah Res. Recovery Devel. Auth. Revenue Second Columbus Hsg. Devel. Corp. Multi-family mtgs. rev. rev. (Ball Creek Apt.) ser. '92A & B (FNMA coll.) Aaa

Smyrna Water & sewer rev. Bonds dtd. 10-1-84 (MBIA) Aaa

Bonds dtd. 6-1-89 (MBIA Corp.) Aaa

Bonds dtd. 7-1-86 (MBIA) Aaa

Smyrna Housing Auth. Multi-family hsg. rev. Series '84A (LOC-Chemical Bank (form. Manufacturers Hanover Trust Co.), expiring 1-1-6-97) Aa3

Series '85A (F & M VII Proj.) (LOC-Chemical Bank, expiring 1-1-6-98) Aa3

Snellville Water & sewer rev. dtd. 12-1-73 (escrowed to maturity) Aaa

Septon Leased Hsg. Corp. First mtgs. lease rental ser. 73 A

Spaulding Co. Water & Sew. Fac. Auth. Revenue dtd. 3-1-88 (MBIA Corp.) Aaa

Revenue dtd. 5-1-92 (MBIA Corp.) Aaa

Stephens Co. Hospital Auth. Revenue antic. cts. (7 mill tax) A

Stone Mountain Memorial Assoc. Sugar Hill Combined util. rev. Bonds dtd. 2-1-93 (FSA) Aaa

Bonds dtd. 3-1-89 (MBIA Corp.) Aaa

Suwanee Co. S.D. Bonds dtd. 12-1-89 (AMBAC) Aaa

Terrell Co. S.D. Bonds dtd. 4-1-90 (AMBAC) Aaa

Taylor Co. S.D. Bonds dtd. 11-1-89 (MBIA Corp.) Aaa

Third Columbus Hsg. Devel. Corp. Mtgs. rev. dtd. 6-1-82 (MBIA) Aaa

Multi-family hsg. rev. rev. ser. '92A & B (FHA ins. mtgs. loan-Renassance Villa Sect. 8 Assmt. Proj.) (FNMA coll.) Aaa

Thomaston Public util. rev. Bonds dtd. 4-1-91 (AMBAC) Aaa

Bonds dtd. 8-1-78 & 8-1-79 (escrowed to maturity) Aaa

Refunding & imp. dtd. 10-1-85 (AMBAC) Aaa

Water & sewer rev. (escrowed to maturity) Aaa

Thomaston-Upton Co. Office Bldg. Auth. Lease rental Baa1

Thomastown Water & sewer rev. A

Thomastown Housing Auth. Multi-family mtgs. rev. rev. ser. '93A & B (Woodward Acct.-FHA ins. mtgs.) Aaa

Thomson (City) & McDuffie Co. Water & sewer rev. Baa1

Bonds dtd. 3-1-89 (AMBAC) Aaa

The Co. Hospital Auth. (cont'd)

Hospital rev. cts. ser. '85 (escrowed to maturity) Aaa

Revenue antic. cts. 7 mill tax Bonds dtd. 3-1-11, due 10-1-96 (escrowed to 10-1-96) Aaa

Bonds dtd. 3-1-91, due 10-1-98-02 (escrowed to 10-1-96) Aaa

Series 93B, dtd. 12-1-93 (MBIA Corp.) Aaa

Revenue cts. dtd. 6-1-72 & 6-1-75 (escrowed to maturity) Aaa

Tift Co. Water & Sewerage Auth. Water & sewer rev. A

Tifton Water & sewer rev. Bonds dtd. 12-1-76 & 9-1-79 (escrowed to maturity) Aaa

Bonds dtd. 2-1-84 (MBIA) Aaa

Series '65 & '70, dtd. 4-1-70 (escrowed to maturity) Aaa

Toccoa Water & sewer rev. Bonds dtd. 11-1-85 (FGIC) Aaa

Bonds dtd. 4-1-93 (MBIA Corp.) Aaa

Bonds dtd. 8-1-78 & 11-1-83 (escrowed to maturity) Aaa

Bonds dtd. 9-1-71 (escrowed to maturity) Aaa

Special oblig. dtd. 2-1-77 (escrowed to maturity) Aaa

Tri-City Hospital Auth. Hospital rev. antic. cts. Bonds dtd. 11-1-84 (FGIC) Aaa

Bonds dtd. 5-1-85 (FGIC) Aaa

Revenue Bonds dtd. 1-1-78 (escrowed to maturity) Aaa

Troup Co. S.D. Bonds dtd. 6-1-94 (AMBAC) Aaa

Turner County Baa

Turner Co. S.D. Baa

Union City Housing Auth. Mortgage rev. ser. '84A (FHA ins. mtgs. loan-Hidden Lake Acct.) Aa

Upton Co. Hosp. Auth. 7 mill tax rev. cts. Dated 1-1-93 (MBIA Corp.) Aaa

Dated 8-1-87 (MBIA Corp.) Aaa

Upton Co. S.D. Bonds dtd. 3-1-81 (escrowed to 7-1-97) Aaa

Valdosta Water & sewer rev. A

Valdosta Housing Auth. Multi-family mtgs. rev. rev. ser. '93A & B (Three Oaks Acct.-FHA ins. mtgs.) Aaa

Valdosta-Lumpkin Co. Hosp. Auth. South Georgia Medical Ctr. hosp. rev. Bonds dtd. 6-1-94 (MBIA Corp.) Aaa

Refunding rev. antic. cts. dtd. 10-1-86 (MBIA) Aaa

Vidalia Water & sewer rev. Bonds dtd. 5-1-73 (escrowed to maturity) Aaa

Series '85 (MBIA) Aaa

Villa Rica Bonds dtd. 1-1-89 (BIG) Aaa

Water Co. Wtr. & Sew. Auth. Water & sewer rev. Bonds dtd. 6-1-94 (MBIA Corp.) Aaa

Walker County Water & sewer rev. dtd. 7-1-49, 11-1-71 & ser. '74 (escrowed to maturity) Aaa

Walker Co. Wtr. & Sew. Auth. Revenue dtd. 3-1-78 (MBIA) Aaa

Water & sewer rev. dtd. 7-1-77 (escrowed to maturity) Aaa

Walker, Dade & Citreux Cos. Hosp. Auth. G.O. rev. tax (7 mill) dtd. 6-1-84 Aaa

Hospital rev. cts. dtd. 5-1-78 Aaa

Revenue antic. cts. Refunding dtd. 8-1-85 (FGIC) Aaa

Series '72, dtd. 11-1-72, '73 & '76, dtd. 11-1-76 (escrowed to maturity) Aaa

Series '91A & B, dtd. 7-1-91 (FGIC) Aaa

Second lien rev. antic. cts. ser. '88 (LOC-Trust Company Bank, expiring 10-1-98, or earlier termination of LOC) Aa3

Ware Co. Hosp. Auth. Revenue antic. cts. (Southeast Health Unit Proj.) ser. '92B, dtd. 2-1-92 (MBIA Corp.) Aaa

Bonds dtd. 12-1-93 (MBIA Corp.) Aaa

Series '92A, dtd. 2-1-92 (MBIA Corp.) Aaa

Warner Robins Water & sewer rev. A


Warner & sewer rev. Bonds dtd. 3-1-92 (MBIA Corp.) Aaa

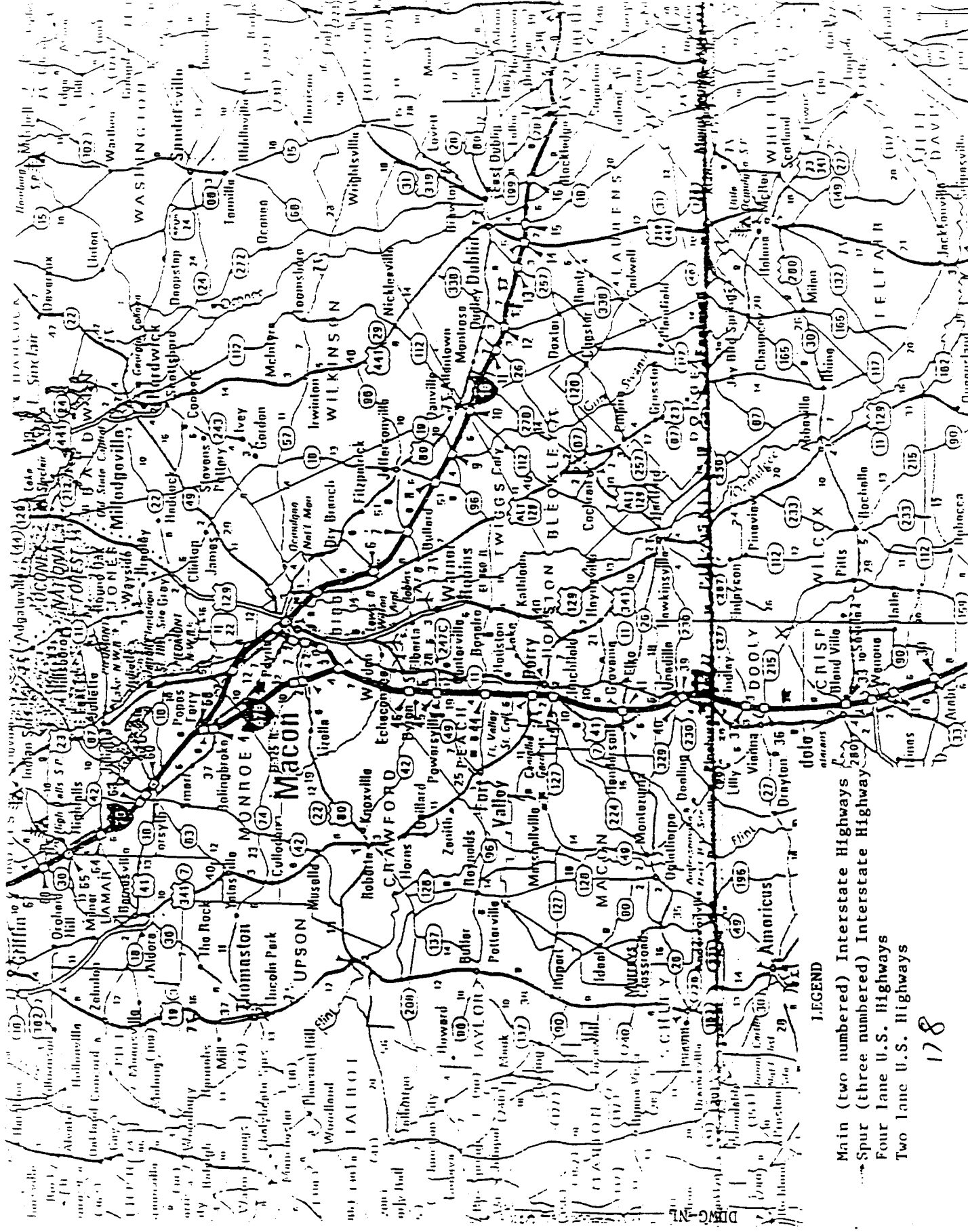
Bonds dtd. 8-1-86 Aaa

Warner Robins Building Auth.

NOTES: Bondholders are entitled to Moody's rating. Moody's ratings are subject to change. Because of the possible time lapse between Moody's assignment or change of a rating and your use of this bond...



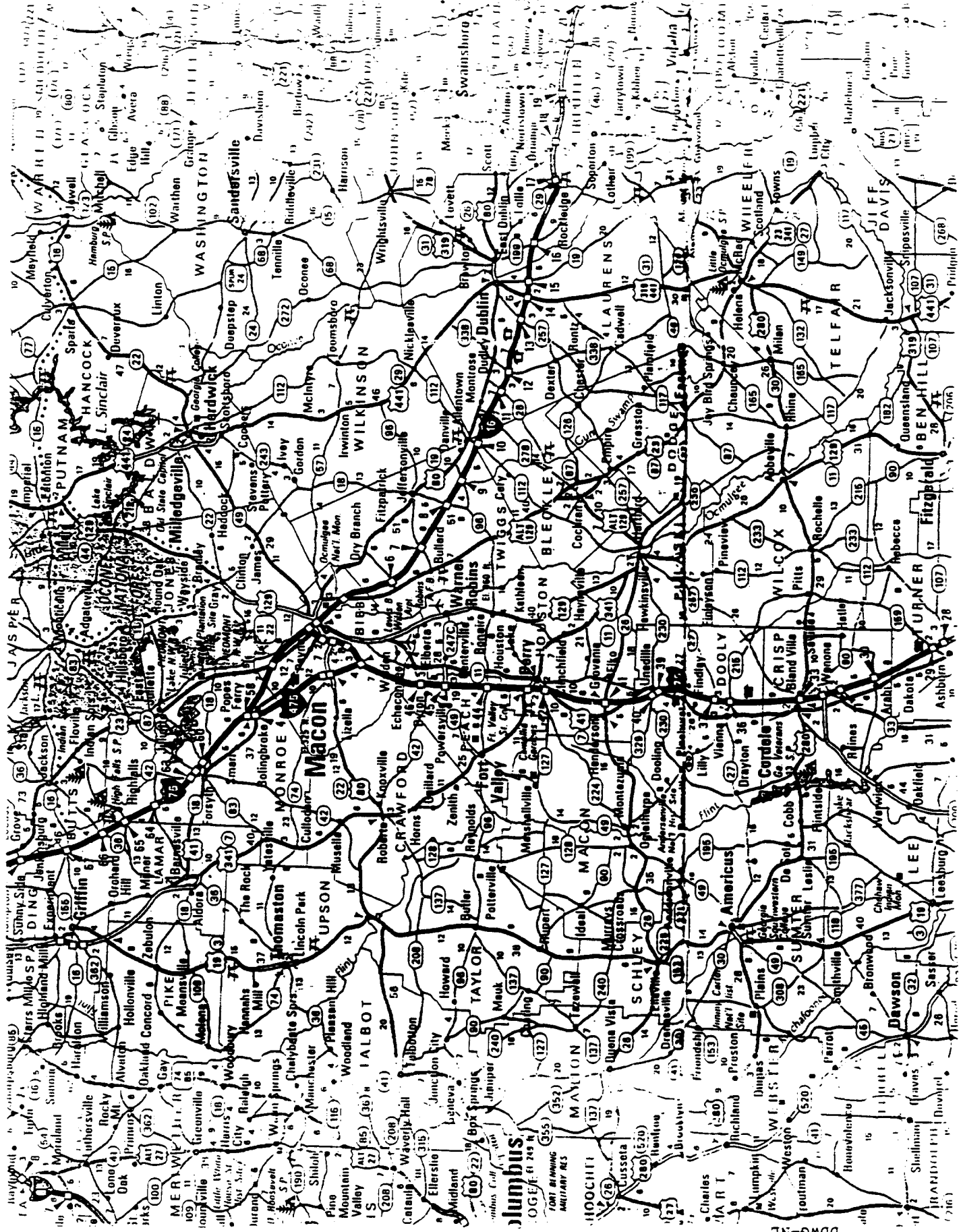




Main (two numbered) Interstate Highways  
 Spur (three numbered) Interstate Highway  
 Four lane U.S. Highways  
 Two lane U.S. Highways

LEGEND





DMG-11

**Columbus**  
FORT BURNING  
MILITARY RES

OGEE 41 249 N

OGEE 41 249 N

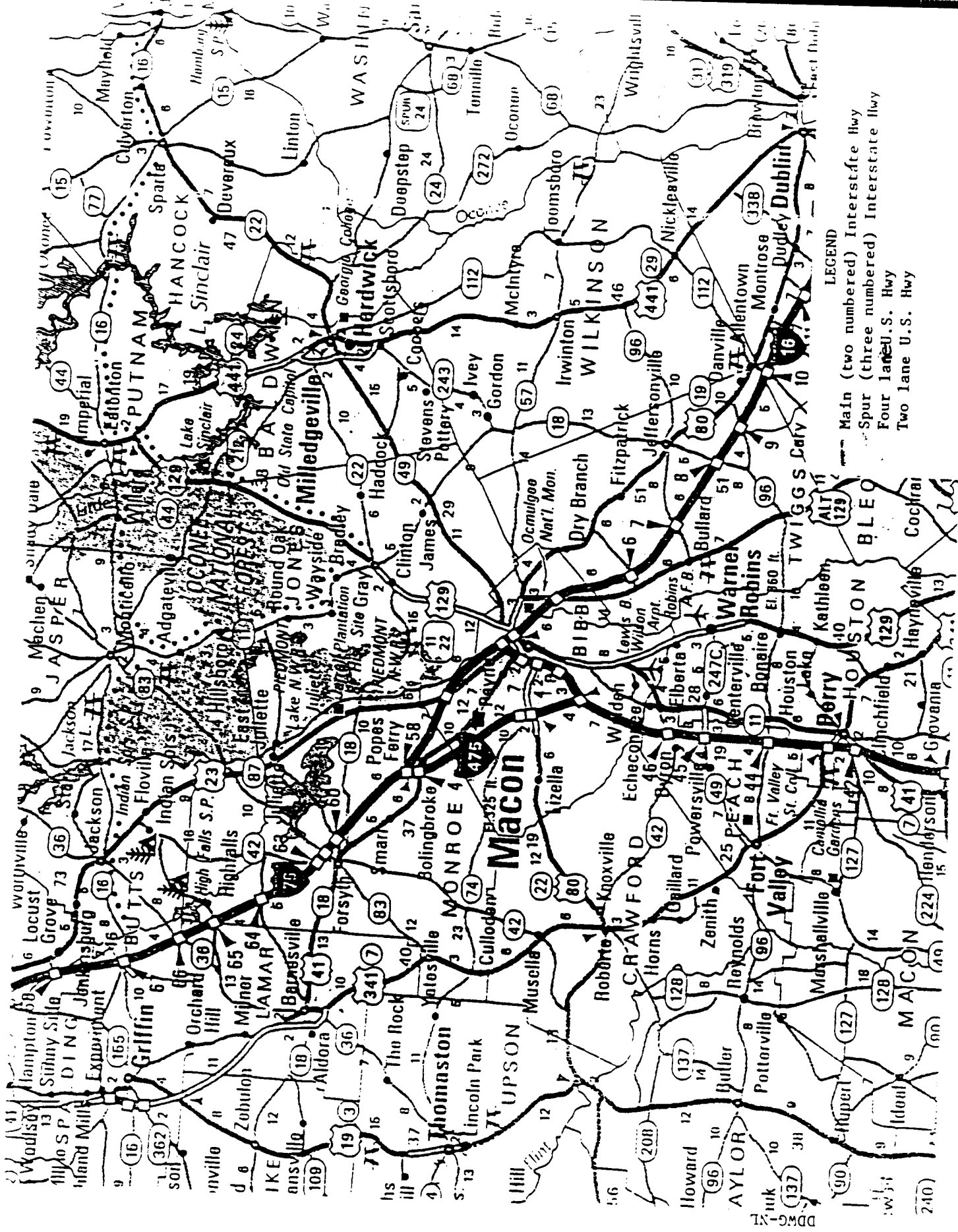
OGEE 41 249 N

OGEE 41 249 N

OGEE 41 249 N

OGEE 41 249 N





**LEGEND**  
 Main (two numbered) Interstate Hwy  
 Spur (three numbered) Interstate Hwy  
 Four Lane U.S. Hwy  
 Two Lane U.S. Hwy

Schools-Academic-Pre-School & Kindergartens-(Cont'd)

FIRST BAPTIST CHURCH KINDERGARTEN
AGES - 3, 4, 5
Monday - Friday 9-12 Noon
1135 Watson Blvd 922-3622

First United Methodist Church
Overlaid Church Preschool
2205 N Davis Dr 922-8444

LEARNING WORLD CHILD CARE CENTERS
211 Corcoran Rd 922-9318

MEADOWDALE LEARNING CENTERS
EARLY CHILDHOOD EDUCATION
2195 Weeks Dr 12 Years Old

DAY CARE - PRESCHOOL EDUCATIONAL PROGRAM
MUSIC - FIELD TRIPS - DANCING
GYMNASTICS - SWIMMING
SCHOOL TRANSPORTATION
LICENSED BY STATE OF GA
GA DAYCARE ASSOCIATION
LOCALLY OWNED & OPERATED

2100 Moody Rd 829-2630
1905 Ebertha Rd 823-3574
904 N Davis Dr 922-1283
1334 Lawrence Rd 853-5101
1797 Houston Lake Rd Perry 887-9070

Montessori Rainbow Inc 521 Dunbar Rd 929-0357
(Phone See Our Display Ad Page 222)

SHIRLEY HILLS BAPTIST CHURCH
2 Yrs - Old Thurs 9-12 Noon
3 Yrs - Old Tues, Wed & Thurs 9-12 Noon
4 Yrs - Old Mon-Fri 9-12 Noon
615 Corcoran Rd 923-5571

Small World Day Care Center
701 N Davis Dr 922-7402

Trinity United Methodist Church
Kindergarten 129 S Houston Rd 923-5066
(Phone See Our Display Ad Page 222)

Tucker Head Start 313 Scott Blvd WkRb 328-3308

WARNER ROBINS CHRISTIAN ACADEMY
2601 Watson Blvd 922-1201
We Lay U Jac Day Care Center
511 S Second St 922-5343

WONDERLAND FOR CHILDREN
153 Evergreen St 929-5135

Schools-Academic-Secondary & Elementary

CENTRAL FELLOWSHIP CHRISTIAN ACADEMY
8460 HAWKINSVILLE RD MACON - 788-6303

CHRISTIAN LIFE SCHOOL
Kindergarten, 3 Yrs-5 Yrs Old
Grades 1st-5th
Member Of Assoc. Of Christian Schools International
Certified Teachers Using A BEKA CURRICULUM
Recital Play At Wellborn
620 Wellborn Rd 922-5638

EVERGREEN BAPTIST CHRISTIAN SCHOOL
80 Tabor Dr 922-0800
(Phone See Our Display Ad This Page)

FELLOWSHIP BIBLE BAPTIST CHURCH
431 DUNBAR RD 929-0828
(Phone See Our Display Ad This Page)
Sacred Heart School 250 S Davis Dr 923-9668

WARNER ROBINS CHRISTIAN ACADEMY

NOW YOU HAVE A CHOICE!

ACADEMIC KINDERGARTEN 4 & 5
A BEKA CURRICULUM
GRADES K4 - 3RD GRADE
ACE PROGRAM GRADES 7 - 12
PHONICS, READING, WRITING & MATH CONCEPTS GRADES 1 - 12
2601 Watson Blvd 322-1201

Schools-Beauty

See Beauty Schools

Schools-Business & Secretarial

See Schools-Business & Vocational

Schools-Business & Vocational

ATLANTA BARTENDING SCHOOL
Toll Free-Dial 378 Then 800 BARTEND
Black H & R 922-9691
Warner Robins Parkway Station 923-3481
2203 Watson Blvd

BOSTON-ATLANTA BARTENDERS SCHOOL
2399 Windy Hill Rd SE Marietta 404-852-6271
Career Training Services 328-7846
1209 Green St

MIDDLE GEORGIA TECHNICAL INSTITUTE
1311 CORDER RD 929-6800

Schools-Fashion & Merchandising, Etc.

See Schools-Business & Vocational

Schools-Industrial & Technical & Trade

Barter Enterprise Owner Improvement Clinic-DUI-DOC 215 Carl Vinson Pkwy 922-2177
MIDDLE-GEORGIA TECHNICAL INSTITUTE
1311 CORDER RD 929-6800
Admissions And Registration 929-6871
125 S 6th St 929-6850
Student Services 125 S 6th St 929-6851
125 S 6th St 329-4725
Adult Literacy/GED Program 125 S 6th St 929-6848
Business Office 125 S 6th St 929-6852
Business And Industry Services 125 S 6th St 929-6849
Faculty And Instructional Services 125 S 6th St 929-6850
Continuing Education 125 S 6th St 929-6797
Continuing Services 1311 Corcoran Rd 929-6797

Schools-Private

CENTRAL FELLOWSHIP CHRISTIAN ACADEMY
Fully Accredited
A BeKa Curriculum
College Prep
Music, Band, Chorus
Computer Science
K4 & K5 Grades 1-12
FOR INFORMATION CALL
CENTRAL FELLOWSHIP CHRISTIAN ACADEMY
8460 HAWKINSVILLE RD MACON 788-6303
Get Your Share of the Action™

EVERGREEN BAPTIST CHRISTIAN SCHOOL
80 Tabor Dr 922-0800
Happy Darts Day Care Center
404 Green St 922-8227
Meadowdale Learning Centers
2100 Moody Rd 929-2630
904 N Davis Dr 922-1283
1905 Ebertha Rd 823-3574
Montessori Rainbow Inc 521 Dunbar Rd 929-0357

SYLVAN LEARNING CENTER
613 Rusten Pkwy 328-1100

TRINITY UNITED METHODIST CHURCH KINDERGARTEN
CREATIVE LEARNING PROGRAMS
See Our Ad At Schools - Kindergarten
129 S Houston Rd 923-5066

Schools-Radio Broadcasters

See Schools-Business & Vocational

Schools-Security Guard

See Schools-Business & Vocational

Scientists

See Churches-Non-Denominational

Scissors-Sharpening

See Sharpening Service

Scooters-Motor

See Motorcycles & Motor Scooters

Scrap Metals

Aluminum Recycling Of Warner Robins
104 N Davis Dr 922-3663
Hirsch Recycling Co 384 N Davis Dr 922-3663
Macon Iron
950 Lower Poplar Rd Macon 743-6773

Advertising in The Real Yellow Pages is a simple, economical way to attract more business. List your name and the things you sell where prospective customers will see them first.

Screen Printing

AUGUST MOON CREATIONS

CUSTOM T-Shirts
Your Logo - Photos - Caps - Mugs - Stickers - Tote Bags
Businesses - Churches - Reunions - Open Mts
Houston Mall Annex

Culture Plus & Tee Shirt Creations
304 Vicore Dr
(Phone See Our Other Ads)

GRAPHIC ARTS-N-ADS
T-Shirts - Signs - Ornaments - Or Banners To It - Church - School - Reunions
1003 Ebertha Rd

GRAPHIC EXPRESS
2400 Moody Rd

MATTAWAY SCREEN PRINT CUSTOM PRINT
CAPS - T-SHIRT - UMBRELLAS - REAL - JERSEYS - & FAST DEL
104-A SW Emmanham Rd
Midwayville Toll Free-Dial 1-800-761-1111

MACONT-SHIRTS & SIGNS
420 Collins Av Macon

PEACH T. GALLERY
WHOLESALE T-SHIRT SCHOOLS - CLUB CAPS - UNIFORMS - Quality Origin - Economical, Fast & FAST DEL
104-A SW Emmanham Rd
Midwayville Toll Free-Dial 1-800-761-1111

SMITH SPECIALTY SALES
1109 Russell Pkwy
SPORTSWEE SPORTING GO
412 N Davis Dr
Wall Sports Houston Mall

Let The Real Yellow Pages Help You

FELLOWSHIP CHRISTIAN ACADEMY
Training Them Up In The Way They Should
K-3 - Grade 8
A-BEKA Curriculum
Uniforms
Extended Morning & Afternoon Care
Ministry Of Fellowship; Bible-Baptist Church
Pastor W.L. Reid
929-0828
431 Dunbar
Warner Robins
We Do Not Discriminate Regardless Of Race, Color, Religion, National Origin, Sex, Age, Or Disability

Screen Printing Heat Transfers
Lettering on Caps & Athletic Wear, Etc.
Culture Plus & Tee-Shirt Creations
Hats - T-Shirts - Kuffs - Men's Clothes - Women's Clothes - Accessories - Incentive - Black Greeting Cards - Black History Books - Body Oils & Much More!
Open Mon - Fri 4 PM til 8 PM
Sat 10 AM till 6 PM
328-0468
304 Vicore Dr • P.O. Box 1160
Warner Robins, Ga 31099

EVERGREEN BAPTIST CHRISTIAN
5 YR OLD KINDERGARTEN GRADES 1-5
HIGH ACADEMIC CONCERNED DEDICATED INFORMED
EDUCATION CHRISTIAN
A MINISTRY OF BAPTIST CHURCH
DEWELL PRINCIPAL
80 TABOR DR 922-0800

Find it Fast™ in The Real Yellow Pages.®

GEORGIA (5)

145. Chattahoochee Tech. Institute 1963  
980 S. Cobb Dr., S.E., 30060 (404) 528-4525. [b, sacs]; (32, 70, 98, 284, 297).  
*Ron Dulancy*
146. Cobb-Marietta School of Travel 1983  
15 Atlanta St., 30060. (404) 422-6100 [a, s]; (287).  
*Donna Arrants*
147. Connecticut School of Broadcast 1964  
1355 Terrell Mill Rd., Bldg. 1472-100, 30067. (404) 951-0033.  
[a, s, v]; (229, 244).  
*Bill Pearson*
148. Electrolysis Clinic & Institute 1986  
1360 Powers Rd., Ste. B-102, 30067. (404) 952-6563. [a]; (95).
149. Jodis Pet Services  
2298 Lower Roswell Rd., 30068. (404) 252-5634 [a, s]; (82).
150. Kennestone Regional Health Care System, Radiography Program 1951  
677 Church St., 30060-1148. (404) 426-3198. [a]; (308).  
*Barbara Tamplin*
151. Magic Manicure of America  
1422 Roswell Rd., N.E., 30062. (404) 565-4222. [a]; (27).
152. Modeling Images 1966  
2100 Roswell Rd., Ste. 210-C, 30062. (404) 565-4581. [a]; (189).  
*Gina Henry*
153. Rottler-Moler College 1988  
1311 Roswell Rd., 30062-3667. (404) 565-3285. [a, l]; (25, 129).  
*Becky Sheffield*
154. Jewelers Institute of America 1977  
P.O.B. 148, 75 N. Broad, 30439. (912) 685-2251. [a]; (153, 154).  
*C. Wright Everett*
155. Baldwin Co. Adult Center  
Hwy. 49, W., 31061. (912) 452-0553. [b]; (284, 297).  
*Harley Davidson*
156. Baldwin Voc. School of Practical Nursing  
P.O.B. 690, 31061. [b]; (200).
157. Clayton State College, School of Technology 1969  
P.O.B. 285, 5900 N. Leo, 30260. (404) 961-3415. [b, r, s, sacs, v]; (284, 297).  
*Dr. Wallace Shakun*
158. Moultrie Area Tech. Institute 1964  
P.O.B. 520, Industrial Dr., 31776. (912) 985-2297. [b, nin, s, sacs, v]; (1, 5, 17, 18, 37, 41, 57, 62, 70, 71, 88, 99, 169, 177, 180, 200, 246, 303).  
*Robert L. Hooks*
159. Asher School of Business 1987  
100 Pinnacle Way, Ste. 110, 30071. (404) 368-0800. [a, s, sacs]; (1, 32, 179, 180, 181, 246, 247, 297).  
*Joe Voyles*
160. Associates Academy of Real Estate 1989  
2030 Beaver Run Rd., 30071. (404) 449-4100. [a]; (233).  
*Phyllis Cramer*
161. Branell College 1969  
100 Pinnacle Center, 30071. (404) 368-0800. [a, bb, sacs]; (1, 32, 246).  
*Joe Voyles*
162. Georgia School of Dog Grooming  
5265 Jimmy Carter Blvd., # 6208, 30093. [a]; (82).

METTER

MILLEDGEVILLE

MOHAW

MOULTRIE

NONCROSS

GEORGIA (4)

- JASPER 126. Pickens Area Voc.-Tech. School 1967  
240 Burnt Mountain Rd., 30143 (706) 692-3411 [b]. (284, 297).  
*Tom Hanson*
- JONESBORO 127. Pro Way Hair School 1957  
8649 Tara Blvd., 30236-3444. [a, sacs]. (62)
- KENNESAW 128. Cobb Beauty College, Inc. 1980  
3098 Cherokee St., 30144 (404) 424-6915 [a, sacs]. (62)  
*Carl Little*
- LA GRANGE 129. City-County Hospital, School of Nursing & X Ray Technology  
30240. (200, 308).
130. Kerr Business College 1974  
P.O.B. 976, 3011 Hogansville Hwy., 30241 (706) 884-1751 [a, bb]; (1, 32, 33, 34, 70, 100, 198, 246, 247, 248)
131. Troup Co. Area Tech.- Voc. School 1966  
Fort Dr., 30240. (706) 882-2518. [b, c, s, v]. (1, 10, 17, 18, 31, 32, 41, 62, 70, 85, 98, 146, 169, 173, 200, 246, 260, 277).  
*Roslyn Slater*
- LAWRENCEVILLE 132. Gwinnett County Career Center  
890 McElvaney Ln., 30245. (404) 963-5707 [a]. (32)
- LENOX 133. Teller Training Institute  
Box B, 31637. [a]; (23).  
*Dorothy Johnson*
- LILBURN 134. Gwinnett College of Business 1976  
4230 Hwy. 29, Ste. 11, 30247. (404) 381-7200 [a, bb, s, v]. (1, 12, 30, 32, 85, 88, 177, 180, 208, 246, 247, 248)
135. Ila Garmon Beauty College 1967  
4643 Lawrenceville Hwy., 30247. (404) 923-0770 [a, sacs]. (27).  
*Ila S. Garmon*
- LITHONIA 136. Condensed Course in Real Estate  
2171 Monterey Dr., 30058 [a, s]; (233)
- MABLETON 137. Modella Beauty College  
P.O.B. 458, 30059. (404) 948-8997. [a, sacs, r, v]. (27)
- MACON 138. Dudley M. Hughes High School  
1062 Forsyth St., 31201. [b]; (27, 200)
139. Macon Area Voc.-Tech. School 1966  
3300 Macon Tech. Dr., 31206. (912) 781-0551 [b, bb, h, i, ja, ml, nacs, r, s]; (284, 297).  
*Ben Bowton*
140. Macon Beauty School 1975  
630 North Ave., Ste. J, 31201. (912) 746-3243 [a, s, sacs]. (62).  
*Lisa Lovell*
141. Medical Center of Central Georgia, School of X-Ray Technology 1956  
777 Hamlock St., 31208 (912) 744-1235 (178, 199, 308)
142. Southeastern Flight Academy 1978  
Herbert Smart Downtown Airport, 31201 (912) 745-0964 [a, l, s, v]; (3).  
*Dave Rooney*
- MARIETTA 143. Akers Computerized Learning Center  
2759 Deik Rd., # 101, 30067-8838 (404) 843-0014 [a, bb]. (33, 57, 70, 246).  
*Suzanna Hall*
144. Boston School of Bartending  
2358 Windy Hill Rd., Bldg. 3, Ste 330, 30067 (404) 971-2476 [a]; (26).  
*James Chustan*

American Trade Schools Directory  
Library of Congress Catalog # A 945165  
J58N NO 0-27514-002-5  
Copyright 1994

F-15

DDWG-NL

# AMERICAN TRADE SCHOOLS DIRECTORY

LIBRARY OF CONGRESS CATALOG NUMBER A 545165  
ISBN NO 0-87514-002-5

©Copyright, 1994  
Kept up-to-date with monthly supplements

CRONER PUBLICATIONS, INC.  
34 Jericho Turnpike  
Jericho, NY 11753 U.S.A.



Member

Directory  
Publishers  
Alliance

## CLASSIFIED OCCUPATION INDEX

Trade and vocational schools in the state of GEORGIA classified by subjects taught

- Accounting (1)** 3, 4, 7, 10, 12, 16, 26, 43, 46, 47, 49, 50, 55, 84, 86, 89, 95, 101, 112, 115, 130, 131, 134, 158, 159, 161, 165, 168, 170, 174, 181, 184, 188, 189, 190, 198, 201.
- Advertising (2)** 94, 109.
- Aeronautics (3)** 85, 142, 197.
- Agricultural Tech. (4)** 115.
- Air Conditioning Tech. (5)** 3, 16, 46, 47, 79, 84, 87, 112, 158, 164, 168, 181, 188, 189, 190, 198, 201.
- Airline Personnel (6)** 11.
- Appliance and Tool Repairing and Servicing (10)** 16, 46, 131, 168.
- Appraising (11)** 13, 167, 195.
- Architectural Drafting (12)** 16, 47, 79, 95, 115, 134, 188.
- Architectural Engineering Tech. (13)** 79, 95.
- Art [see also Commercial Art and Fine Art] (14)** 15, 92, 196.
- Auto Body and Fender Repair (17)** 3, 16, 79, 84, 86, 101, 112, 115, 131, 158, 164, 168, 181, 190.
- Auto Mechanics (18)** 3, 6, 7, 16, 47, 79, 84, 86, 87, 101, 108, 112, 115, 131, 158, 164, 168, 181, 188, 189, 190, 201.
- Automation (21)** 46.
- Aviation Mechanics (22)** 16, 32.
- Bank Teller (23)** 47, 108, 133.
- Banking, Financing and Stock Market Training (24)** 22, 108, 124, 194.
- Barbering-Hairstyling (25)** 16, 27, 56, 76, 91, 97, 118, 153.
- Bartending (26)** 19, 41, 144.
- Beauty Culture (27)** 3, 29, 45, 52, 70, 71, 78, 100, 113, 123, 135, 137, 138, 151, 173, 178, 179, 199.
- Bookkeeping [see also Business Courses] (30)** 10, 47, 95, 134, 165.
- Building Trades (31)** 2, 6, 131, 190.
- Business Courses (32)** 2, 6, 12, 14, 31, 49, 69, 79, 87, 89, 108, 112, 130, 131, 132, 134, 145, 159, 161, 164, 168, 170, 188.
- Business Machines (33)** 8, 10, 31, 43, 46, 49, 88, 89, 130, 143, 192.
- Business Management Training (34)** 6, 49, 50, 55, 84, 94, 130, 165, 174.
- Buying [Retail] (35)** 6, 79, 94, 184.
- Cabinet Making (37)** 16, 86, 158, 164.
- Carpentry (41)** 6, 16, 46, 47, 115, 131, 158, 164, 181.
- Cashier Training (45)** 6.
- Child Care Tech. (47)** 3, 6, 46, 47, 84, 95, 164, 181, 188.
- Commercial Art [see also Art & Fine Art] (54)** 14, 16, 87, 109.
- Computer Programming [see also Data Processing, IBM Training, & Programming] (57)** 3, 4, 7, 8, 10, 12, 16, 43, 46, 49, 55, 63, 79, 84, 87, 88, 95, 101, 105, 112, 143, 158, 165, 181, 184, 188, 192, 201.
- Computer Repair (58)** 101, 115, 165.
- Cooking & Baking (61)** 3, 6, 29, 62, 181, 201.
- Cosmetology (62)** 7, 16, 28, 37, 45, 47, 59, 64, 71, 74, 84, 86, 87, 90, 93, 95, 97, 113, 115, 116, 117, 119, 123, 125, 127, 128, 131, 140, 158, 164, 166, 168, 172, 173, 181, 182, 185, 187, 188, 189, 190, 198, 199, 200, 201.
- Court Reporting (64)** 171.
- Criminology (66)** 46, 189.
- Data Processing [see also Computer Programming, IBM Training & Programming] (70)** 2, 6, 10, 46, 50, 55, 57, 63, 95, 104, 130, 131, 143, 145, 158, 164, 165, 168, 188, 190.
- Dental Assistant (71)** 3, 16, 17, 164, 181.
- Dental Technician (72)** 16, 17.
- Diesel Driving (76)** 181, 188.
- Diesel Mechanics (77)** 3, 7, 16, 87, 112, 115, 158, 181.
- Display [Retail] (79)** 94.
- Doctors' & Dentists' Office Ass'ts. (81)** 49, 188.
- Dog Grooming (82)** 149, 162.

AMERICAN TRADE SCHOOLS DIRECTORY

© copyright

All rights reserved

Croner Publications, Inc., Jenkintown, N.Y. 11751

Photography (215) 15, 60, 109, 180.  
 Plastics Tech. (218) 188.  
 Plumbing (219) 6, 46, 86.  
 Printing [Includes Letter Press & Offset] [see also Typesetting] (224) 6, 87.  
 Programming [see Computer Programming, Data Processing & IBM Training] (225) 95.

Radio & T.V. Broadcasting (228) 47, 147.  
 Radio Tech. (230) 190.  
 Real Estate (233) 39, 65, 136, 160, 187, 175, 186, 195.  
 Recording (234) 53.  
 Recreation & Tourism (235) 73, 110.  
 Refrigeration Tech. (236) 86, 190, 198.  
 Respiratory Therapy Tech. (237) 112.  
 Retailing (239) 104, 108, 198.  
 Reweaving [see also Weaving] (240) 89.

Sales Training (244) 6, 94, 147, 195.  
 Secretarial (246) 4, 12, 26, 31, 43, 46, 50, 51, 55, 58, 86, 87, 89, 95, 101, 104, 130, 131, 134, 143, 158, 159, 161, 174, 184, 189, 190, 198.  
 Secretarial [Executive] (247) 4, 26, 43, 46, 49, 51, 55, 79, 84, 95, 130, 134, 159, 198.  
 Secretarial [Legal] (248) 4, 43, 49, 58, 95, 130, 134, 188.  
 Sheet Metal (252) 30, 201.  
 Small Engine Repair (260) 131.  
 Speedwriting (262) 95.  
 Surgical Tech. (267) 87, 201.  
 Switchboard [P.B.X.] & Receptionist (269) 31.

Telecommunication Tech. (273) 163.  
 Television Tech. (276) 190.  
 Textile Tech. (277) 131.  
 Tool & Die Designing (280) 86.  
 Tool & Die Making (281) 86.  
 Trade, Technical & Industrial Training (284) 1, 9, 66, 69, 81, 115, 121, 122, 126, 139, 145, 155, 157, 169, 203.  
 Traffic Management (285) 47.  
 Travel Agent (287) 11, 35, 55, 73, 108, 110, 111, 146.  
 Truck Driver Training (288) 7, 47, 84, 108, 183.

Typesetting [see also Linotype Operating] (290) 31.

Video (294) 180.  
 Vocational (297) 1, 2, 9, 66, 81, 121, 122, 126, 139, 145, 155, 157, 159, 169, 203.  
 Voice (298) 47.

Welding (303) 7, 30, 47, 79, 86, 87, 101, 112, 158, 168, 201.  
 Window Display (305) 94.

X-Ray Technologist (308) 34, 38, 72, 77, 98, 98, 103, 106, 112, 129, 141, 150, 184, 202.

G  
E  
O  
R  
G  
I  
A

## GEORGIA (a)

Drafting (85) 2, 3, 79, 86, 87, 95, 101, 131, 134, 181, 188, 201.  
 Drafting, Design & Blue Print Reading (86) 7, 79, 86, 134, 158, 168, 188, 190.  
 Dressmaking & Designing (89) 29.  
 Dry Cleaning & Dyeing (90) 189.

Electric Maintenance (92) 7, 10, 46, 79, 84, 115, 164, 168.  
 Electrical Tech. (94) 84, 107, 188, 190, 198.

Electrolysis (95) 20, 44, 148.  
 Electronic Machine Tool Tech. (96) 3.  
 Electronics (97) 2, 10, 46, 101, 112, 168, 184, 189, 190, 198.

Electronics Engineering Tech. (98) 131, 145, 181.

Electronics Technician (99) 3, 7, 10, 16, 46, 51, 79, 84, 86, 87, 101, 105, 115, 158, 163, 184, 181, 188, 198, 201.

Emergency Medical Technician (100) 84, 87, 102, 115, 184, 181, 188.

Fashion Designing (107) 14, 24, 94, 164.  
 Fashion Illustration (108) 15, 36.  
 Fashion Merchandising (109) 3, 14, 15, 23, 24, 36, 49, 94.

Fine Art [see also Art & Commercial Art] (111) 18, 68.

Fire Science (112) 181.

Floral Designing (115) 61, 88, 176.

Food Trades (116) 115.

Gardening (121) 6.

Graphic Arts [see also Printing, Photo Offset, Typesetting] (126) 3, 6, 60, 109, 180.

Guard Training [Security] (127) 57.

Hair Styling (129) 71, 78, 95, 113, 153.  
 Heating Technician (131) 7, 46, 79, 115, 168, 190, 198.

Home Appliance Repairing (135) 46.

Home Health Aide (136) 40.

Horseshoeing (137) 83.

Horticulture (138) 3, 8.

Hospital Ward Clerk (139) 6, 102.

Hotel Training (140) 104.

IBM Training [see also Computer Programming, Data Processing, & Programming] (143) 31, 165.

Illustration (144) 109, 180.  
 Income Tax Preparation (145) 75, 193.  
 Industrial Engineering Tech. (146) 131, 198.

Instrumentation (147) 85.  
 Interior Decorating (149) 94.  
 Interior Designing (150) 14, 15, 24, 180.

Jet Engine Mechanics (152) 7.  
 Jewelry Designing (153) 154.  
 Jewelry Making & Repairing (154) 154.

Laboratory Ass't. (157) 47, 79.  
 Languages (158) 25, 33.

Machine Shop Practice (169) 3, 7, 79, 84, 87, 112, 115, 131, 158, 164, 181, 184, 190.

Maintenance (170) 184.

Marine Mechanic (173) 86, 131.

Massage (174) 21, 26.

Mechanical Drafting (176) 86, 101, 115.  
 Medical Assistant (177) 3, 4, 7, 17, 40, 47, 87, 95, 101, 112, 134, 158, 164, 184.

Medical Lab Tech. (178) 16, 17, 34, 87, 101, 112, 120, 141, 164.

Medical Record Tech. (179) 159.

Medical Secretarial (180) 4, 7, 40, 43, 49, 58, 89, 95, 101, 112, 130, 134, 158, 159.

Medical Transcriber (181) 40, 89, 101, 159.

Modeling (189) 5, 23, 48, 49, 67, 94, 152.  
 Mortuary Science (190) 42.

Nursery School Asst. (197) 120.

Nurses Aide Training (198) 6, 17, 26, 40, 49, 57, 95, 102, 115, 130.

Nursing [Diploma] (199) 82, 101, 141, 198.

Nursing [Practical] (200) 7, 29, 79, 80, 84, 87, 102, 112, 114, 129, 131, 138, 156, 158, 164, 160, 177, 184, 189, 190, 191, 198, 201.

Operating Room Tech. (205) 40.

Painting & Paper Hanging (207) 99.

Paralegal Training (208) 54, 134.

Petroleum Tech. (212) 47.

Pharmacy Ass't. (213) 17, 47, 112.

WARNER ROBINS

201. Middle Georgia Tech. Institute 1974  
1311 Corder Rd., 31088. (912) 929-9800. [b, s, sacs]; (1, 5, 18, 57, 61, 62, 85, 99, 200, 252, 267, 303). *Kathy B. Grahl*

WAYCROSS

202. Memorial Hospital, School of X-Ray Technology  
P.O.B. 139, 31501. (308).  
203. Waycross-Ware Co. Area Voc.-Tech. School 1967  
1701 Carswell Ave., 31501. (912) 283-2002. [b, v]; (284, 297).  
*Ray Miller*

GEORGIA

ACWORTH

1. North Metro Tech. Institute  
5198 Ross Rd., 30101. (404) 974-1855. [b]; (284, 297).  
*Dr. Ken Allon*

ALBANY

2. Albany Area Voc. High School  
P.O.B. 3586, 31706. (912) 431-1322. [b, s]; (31, 32, 70, 85, 97, 297).  
3. Albany Tech. Institute 1961  
1021 Lowe Rd., 31708. (912) 430-3500 [b, s, sacs]; (1, 5, 17, 18, 27, 47, 57, 61, 71, 77, 85, 96, 99, 109, 126, 138, 169, 171).  
*Bobby W. Bryant*  
4. Meadows College of Business 1943  
832 S. Slappey Blvd., 31701. (912) 883-1736. [a, bb, r, s, l, v], (1, 57, 177, 180, 246, 247, 248).  
*Clint Hightower*  
5. Millie Lewis of Albany, Inc. 1988  
2401 Dawson Rd., Ste. B-9, 31707. (912) 432-9368. [a]; (189).  
*Brenda Aullman*  
6. Turner Job Corps Center, Educational Services Department 1978

AMERICUS

2000 Schilling Ave., 31708-7501. (912) 431-1879. [b, sacs]; (18, 31, 32, 34, 35, 41, 45, 47, 61, 70, 121, 126, 138, 139, 198, 218, 224, 244).  
*Eldridge Henderson*

ATHENS

7. South Georgia Tech. Institute 1948  
728 Southerfield Rd., 31709 (912) 931-2394. [b, laa, r, s, sacs, v]; (1, 18, 57, 62, 77, 86, 92, 99, 131, 152, 169, 177, 180, 200, 288, 303).  
*Dea Pounders*  
8. Akers Computerized Learning Centers 1982  
480 N. Thomas St., 30601. (706) 548-9800. [a, bb, s, v]; (33, 57).  
*Lynn R Akers*  
9. Athens Area Voc.-Tech. School 1958  
U.S. Hwy. 29, N., 30601. (706) 549-2360. [b]; (284, 297).  
*Ken Eason*

ATLANTA

10. Interactive Learning Systems 1980  
480 N. Thomas St., 30601. (706) 548-9800. [a, bb, s, sacs], (1, 30, 33, 57, 70, 92, 97, 99).  
*Miriam Hlakio*  
11. Advanced Career Training 1975  
1 Corporate Sq., Ste. 110, 30329. (404) 321-2929. (6, 207).  
*Jacqueline A. Wilson*  
12. Akers Computerized Learning Centers 1982  
5600 Roswell Rd., N.E., 30342. (404) 843-0014. [a, bb, s, v], (1, 32, 57, 246).  
13. American Appraisal Institute  
2480-4 Briarcliff Rd., Ste. 337, 30329. (800) 536-9729. [a], (11).  
*Kenneth McCartney*  
14. American College for the Applied Arts 1977  
3330 Peachtree Rd., N.E., 30326. (404) 231-9000. [a, l, r, s, sacs, v]; (32, 54, 107, 109, 150).  
*Rafael Lajo*  
15. Art Institute of Atlanta 1949  
3376 Peachtree Rd., N.E., 30326 (404) 266-2662. [a, sacs, l], (14, 108, 109, 150, 215).  
*J. Robert Bouchard*  
16. Atlanta Area Tech. School 1967  
1560 Stewart Ave., S.W., 30310 (404) 756-3700. [b, laa, nacs, napn, r, s, sacs, v]; (1, 5, 10, 12, 17, 18, 22, 25, 37, 41, 54, 57, 62, 71, 72, 77, 99, 178).  
*Gail Y. Williams*

## ATLANTA

36. Fashion Institute of Atlanta  
3376 Peachtree Rd., N.E., 30326. (404) 266-1341. [a, l, r, s, t, v]; (108, 109).
37. Faye's Institute of Cosmetology 1980  
P.O.B. 10954, 571 Ashby St., S.W., 30310. (404) 755-8000. [a, nacs]; (62).  
*Brenda Burruss*
38. Georgia Baptist Medical Center, School of Radiologic Technology 1977  
P.O.B. 51, 300 Boulevard, N.E., 30312. (404) 653-4299. [a, v]; (308).  
*Ron Gilbert*
39. Georgia Institute of Real Estate  
5784 Lake Forrest Dr., 30328. (404) 252-6768. [a, s]; (233).  
*Kay Evans*
40. Georgia Medical Institute 1977  
40 Marietta St., Ste. 1333, 30303-2817. (404) 525-1111. [a, ml, s, v]; (136, 177, 180, 181, 198, 205).  
*Art Cuff*
41. Georgia School of Bartending 1972  
3330 Piedmont Rd., N.W., Ste. 410, 30305. (404) 262-1820. [a, s, t]; (26).  
*Paul Tillman*
42. Guplon-Jones College of Funeral Service 1920  
280 Mt. Zion Rd. at I-75, S., 30354. (404) 761-3118. [a, s]; (190).  
*Beverly Wheaton*
43. Institute of Business & Technology, (The)  
3355 Lenox Rd., N.E., Ste. 175, 30326. (404) 282-1552. [a, bb, s]; (1, 33, 57, 180, 246, 247, 248).
44. Int'l. Center for Study of Electrolysis, Inc. 1984  
1778 Peachtree St., N.W., Ste. 320, 30309-2309. [a]; (95).
45. Int'l. School of Skin & Nailcare 1985  
5600 Roswell Rd., N.E., 30342. (404) 843-1005. [a, l, r, s, sacs, v]; (27, 62).  
*Alan Shinall*
46. Interactive Learning Systems 1982  
5600 Roswell Rd., 30342. (404) 843-0014. [a, bb, l, s, v]; (1, 5, 10, 21, 33, 41, 47, 57, 66, 70, 92, 97, 99, 131, 135, 219, 246, 247).  
*Peggy Paugh*
47. Job Corps - DEL-JEN, Inc. 1965  
1252 W. Peachtree St., N.E., Ste. 311, 30309. (404) 873-1318. (1, 5, 12, 18, 23, 30, 41, 47, 62, 157, 177, 212, 213, 229, 285, 288, 298, 303).  
*Paula L. Parker*
48. John Casablancas Modeling  
4501 Circle 75 Pkwy., N.W., #F6180, 30339-6050. [a]; (189).
49. Kerr Business College 1985  
P.O.B. 450329, 2175 Northlake Pkwy., 30345. (404) 934-3353. [a, bb]; (1, 32, 33, 34, 57, 81, 109, 180, 189, 198, 247, 248).  
*Darryl Kerr*
50. Massey Business College 1949  
120 Ralph McGill Blvd., N.E., 30308. (404) 872-1900. [a, bb]; (1, 34, 70, 246).
51. Massey Institute 1984  
5299 Roswell Rd., 30342. (404) 256-3533. [a, t]; (99, 246, 247).  
*Nick Blunden*
52. Modern Trend Beauty College, Inc. 1966  
3565 M.L. King Jr. Dr., 30331. (404) 699-7419. [a, nacs]; (27).

## GEORGIA (1)

## ATLANTA

17. Atlanta College of Medical & Dental Careers 1961  
1400 W. Peachtree St., N.W., 30309. (404) 249-8222 [a, ml, s, sacs, v]; (71, 72, 177, 178, 198, 213).  
*Ann Gibson*
18. Atlanta School of Art  
1280 Peachtree St., N.E., 30309. (404) 873-1701. [a]; (111).
19. Atlanta School of Bartending 1980  
3754 Buford Hwy., Ste. A-4, 30329-1070. (404) 321-0809. [a]; (26).  
*Mel Silverman*
20. Atlanta School of Electrolysis  
1961 N. Druid Hills Rd., Ste. 103B, 30329. (404) 636-3686 [a, s]; (95).
21. Atlanta School of Massage 1980  
2300 Peachford Rd., Ste. 3200, 30338. (404) 454-7167. [a, i, t, v]; (174).  
*Beth Gono*
22. Bank Earning Int'l. Mortgage Services 1985  
2957 Clairmont Rd., N.E., #500, 30329-1647. (404) 768-5689. [a]; (24).  
*Eva Copeland*
23. Barbizon School of Modeling  
3340 Peachtree Rd., N.E., Ste. 900, 30326. (404) 261-7332 [a, s]; (109, 189).
24. Bauder Fashion College 1964  
3500 Peachtree Rd., N.E., 30326. (404) 237-7573. [a, i, r, s, t, v]; (107, 109, 150).
25. Berlitz Language Center  
3400 Peachtree Rd., N.E., 30326. (404) 261-5062 [a]; (150).  
*George Hughan*
26. Branell Institute 1969  
1000 Circle 75 Pkwy., Ste. 100, 30339. (404) 951-0051. [a, bb, s, sacs, v]; (1, 198, 246, 247).
27. Brown's Barber College  
283 Ashby St., N.W., 30314. (404) 523-9980 [a]; (25).
28. Capell Learning Center for Cosmetology 1981  
2581 Piedmont Rd., N.E., Ste. C-1000, 30324. (404) 261-5271. [a, nacs, s, v]; (82, 174).  
*Fredric D. Maness*
29. Carver Voc. High School  
1275 Capitol Ave., S.W., 30315. (27, 61, 89, 200).
30. Central Georgia Sheet Metal Joint Apprenticeship 1954  
575 Fair Dr., S.W., 30315-5909. (404) 753-6466 [a]; (252, 303).  
*Ronald Cosby*
31. CITE of Atlanta  
41 Marietta St., Ste. 50, 30303. (404) 522-4901 [a]; (32, 33, 143, 246, 269, 290).  
*Lavandis L. Vaughn*
32. Dallfort Aircraft Tech 1992  
990 Toffie Terr., 30354-1363. (404) 763-3000 [a, t]; (22).  
*Jan Coble*
33. Ecole de l'Alliance Francaise d'Atlanta 1963  
One Midtown Plaza, 1360 Peachtree St., N.E., Ste. 200, 30309. (404) 875-1211. [a]; (158).  
*Nora Sapotta*
34. Emory Univ. Hospital, School of Radiologic Technology  
1364 Clifton Rd., N.E., 30322. (178, 308)
35. Executive Travel Institute 1985  
5775 Peachtree Dunwoody Rd., Ste. 300 E., 30342. (404) 303-2929. [a, t]; (287).  
*Joe Brown*



- AUGUSTA**
72. Medical College of Georgia, School of X-Ray Technology  
1459 Gwinnett St., 30902. [b]; (308).
73. Morris Education Centre  
3547 Wheeler Rd., 30909. (706) 737-5566. [a]; (235, 287).  
*Angie Morris*
74. Page's Univ. of Cosmetology  
1715 Walton Way, 30904. (706) 733-2699. [a, v]; (62).
75. Rhodes-Murphy Income Tax School  
3938 Washington Rd., 30907. (706) 798-1297. [a]; (145).  
*James Rhodes*
76. Southern Barber College  
P.O.B. 815, 218 8th St., 30903. (706) 722-2235. [a]; (25).  
*Charlie R. Beasley*
77. Unversally Hospital, School of Radiography  
1350 Walton Way, 30901. (706) 823-5010. [a]; (308).  
*Tinka Harper*
- BRUNSWICK**
78. Academy of Hair Arts & Design  
3819 Norwich St., 31520. (912) 267-9761. [a]; (27, 129).  
*Elizabeth Wendel*
79. Brunswick College  
Altama at Fourth St., 31520. (912) 264-7272. [b, s, sacs]; (5, 12, 13, 17, 18, 32, 35, 57, 85, 86, 92, 99, 131, 157, 169, 200, 247, 303).  
*Judi Dent*
80. Brunswick Voc. School of Practical Nursing, Brunswick Jr. College  
Jane Macon Campus, # 17, 31520. [b]; (200).
81. Glynn Co. Adult Center  
2310 Stonewall St., 31520. (912) 264-2980. [b]; (284, 297).  
*Clyde Stanaland*
- CALHOUN**
82. Gordon Hospital, School of Practical Nursing  
P.O.B. 938, 30703-0938. (199).
- CANTON**
83. Southeastern School of Horseshoeing  
Rte. 5, Union Hill, 30114. [a, b]; (137).
- CARROLLTON**
84. Carroll Tech. Institute  
997 S. Hwy. 16, 30117. (404) 836-6800. [b, sacs]; (1, 5, 17, 18, 34, 47, 57, 62, 92, 94, 99, 100, 169, 200, 247, 288).  
*Janet Ayers*
- CHAMBLEE**
85. Peachtree DeKalb Flight Academy  
2040 Airport Rd., 30341-4900. (404) 457-8223. [a, l, v]; (3, 147).  
*Norman Knicley*
- CLARKESVILLE**
86. North Georgia Tech. Institute  
Hwy. 197, N., 30523. (706) 754-7700. [b, la, r, s, sacs, v]; (1, 17, 18, 37, 62, 85, 86, 99, 115, 173, 176, 219, 236, 246, 280, 281, 303).  
*J.D. Higdon*
- CLARKSTON**
87. DeKalb Tech. Institute  
495 N. Indian Creek Dr., 30021. (404) 297-9522. [b, et, sacs]; (5, 18, 32, 54, 57, 62, 77, 85, 99, 100, 169, 177, 178, 200, 224, 246, 267, 303).
- COLLEGE PARK**
88. Akers Computerized Learning Centers  
4840 Old National Hwy., Airport Business Center, 30349.  
(404) 765-9777. [a, bb, s, v]; (33, 57).
89. Branell Institute  
4878 Riverdale Rd., 30337-6063. (404) 997-1300. [a, bb, s, sacs, l, v]; (1, 32, 33, 180, 181, 240, 246).  
*Fleet Pine*

- ATLANTA**
53. Music Business Institute  
3378 Peachtree Rd., N.E., 30326. (404) 231-3303 [a, r, s].  
(234).
54. Nat'l. Center for Paralegal Training  
3414 Peachtree Rd., Ste. 528, 30326. (404) 266-1060 [a, v].  
(208).
55. Phillips College of Atlanta  
1400 W. Peachtree St., N.W., 30309. (404) 249-8200 [a, i, s, sacs, v]; (1, 34, 57, 70, 246, 247, 287).  
*Ann Gibson*
56. Profile Institute of Hair Care  
26 Cleveland Ave., S.E., 30315-8459 (404) 559 0704 [a].  
(25).  
*Curtis McGee*
57. PTC Career Institute - Atlanta  
44 Broad St., N.W., 30303. (404) 681-1500 [a, l]; (70, 127, 198).  
*Cheryl DeVore*
58. Quality Plus, Inc., (Business School)  
1655 Peachtree St., Ste. 450, 30309. (404) 892-6669. [a, bb].  
(180, 246, 248).
59. Robert's Salon of Cosmetology  
2415 Fairburn Rd., S.W., 30331. (404) 344-6890. [a]; (62).  
*James W. Roberts*
60. Southeastern Center for the Arts  
1935 Cliff Valley Way, 30329. (404) 633-1990 [a, i, sacs, v].  
(126, 215).  
*Fred W. Rich*
61. Southeastern Professional School of Floral Design  
4280 Peachtree Rd., N.E., 30319. (404) 266 8800 [a, s].  
(115).  
*Almor Shaler*
62. Ursula's Cooking School  
P.O.B. 13691, 30324. (404) 876-7463. (61)
63. Word for Word  
131 Ponce de Leon Ave., Ste. 243-C, 30308 (404) 872 3250  
[a, s]; (57, 70).  
*Eric Davis*
- AUGUSTA**
64. Augusta Beauty College, Inc.  
1323 Broad St., 30901. (706) 722-1487 [a]. (62).  
*Dot Johnston*
65. Augusta Real Estate Educators  
P.O.B. 3402, 30904. (706) 736-4280. [a]. (233)
66. Augusta Tech. Institute  
3118 Deans Bridge Rd., 30906. (706) 796 6900 [b, i, s, sacs, v]; (284, 297).  
*Donnis Harville*
67. Fleetwood Modeling Agency,  
1052 Claussen Rd., Ste. 502, 30907 (706) 738 8968 [a].  
(189).  
*P. Julian Stallings*
68. Gertrude Herbert Memorial Institute of Art  
506 Telfair St., 30901. (111).
69. Kerr Business College  
P.O.B. 1986, 2623 Washington Rd., Bldg. B, 30904. (706)  
738-5046. [a, bb]; (32, 284).
70. Luvenia's School of Beauty Culture  
1205 12th St., 30901. [a]; (27).
71. Mar-Jan's Beauty School  
2260 Martin Luther King, Jr. Blvd., 30904 4926 (706) 737-  
5068. [a, nacs, v]; (27, 62, 129).  
*Jam L. Franklin*

- DECATUR** 108. Nat'l. Business Institute, NBI 1981  
243 W. Ponce de Leon Ave., 30030. (404) 377-0500. [a, sacs];  
(18, 23, 24, 32, 239, 287, 288). *Mark Lavinsky*
109. Portfolio Center 1979  
211 Lucerne St., 30030. (404) 351-5055. [a, l, r, s, sacs, v]; (2,  
54, 126, 144, 215)
- DORAVILLE** 110. Academy of Travel Arts  
4000 Eula Cr., 30360-2534. [a, s]; (235, 287).
- DOUGLASVILLE** 111. Tai Travel Academy  
2963 Hwy. 5, 30135. (404) 920-9300. [a]; (287).  
*Denise Wright*
- DUBLIN** 112. Heart of Georgia Tech. Institute 1984  
560 Pinehill Rd., 31021. (912) 275-6589. [b, v]; (1, 5, 17, 18,  
32, 57, 77, 97, 169, 177, 178, 180, 200, 213, 237, 303, 308).  
*Lynda Mickle*
- EAST POINT** 113. East Point Nail & Beauty College 1967  
1906 Washington Ave., 30344. (404) 767-7606. [a, v]; (27, 62,  
129). *Janet Tedford*
- ELBERTON** 114. Elbert Co. Voc. School of Practical Nursing  
50 Laurel Dr., 30835. (706) 283-8832. [b, s]; (200).  
*Joan A. Jackson*
- FITZGERALD** 115. Ben Hill-Irwin Tech. Institute 1971  
P.O.B. 1069, Perry House Rd., 31750. (912) 468-7487. [b, s,  
sacs, v]; (1, 4, 12, 17, 18, 41, 58, 62, 77, 92, 99, 100, 116, 131,  
169, 178, 198, 284). *Edgar B. Greene*
- FOREST PARK** 116. Arnold/Padrick's Univ. of Cosmetology 1965  
4971 Courtney Dr., 30050. (404) 361-5641. [a, nacs, s, v];  
(62). *Shirley Grizzard*
117. Beauty College of America 1965  
1171 Main St., 30050. (404) 361-4088. [a, nacs]; (62).  
*Tom Carey*
118. Rottler-Moler Hairstyling College 1967  
P.O.B. 518, 4033 Jonesboro Rd., 30050. (404) 366-2838. [a,  
l, v]; (25). *Ruby Sheffield*
- FT. OGLETHORPE** 119. Hair School of Arts & Sciences 1991  
1600 Old Lafayette Rd., 30742-3118. (706) 861-3730. [a];  
(62). *Gene Meyer*
120. Hutcheson Memorial Tri-Co. Hospital, School of Medical & X-Ray  
Technology 1959  
100 Gross Crescent, 30741. (178, 197).
- GAINESVILLE** 121. Gainesville Jr. College  
P.O.B. 1358, 30503. (404) 535-6239. [b]; (284, 297).  
*Louise Holcomb*
- GRIFFIN** 122. Griffin-Spalding Tech.  
501 Varsity Rd., 30223. (404) 227-1322. [s]; (284, 297).  
*Coy L. Hodges*
123. Total Image Univ. of Cosmetology 1986  
318 E. Solomon St., 30223. (404) 229-5922. [a, nacs]; (27,  
62). *Juanita Johnson*
- HAMPTON** 124. Capstone Institute of Mortgage Finance 1986  
2400 Herodian Way, Ste. 105, 30080. (404) 956-8252. [a, s];  
(24). *Kathy Lewis*
- HARTWELL** 125. Mackey College of Beauty Culture  
Franklin St., 30643. [a, v]; (62).

- COLLEGE PARK** 90. Dimple's Beauty College 1978  
2473 Chapman Springs Rd., 30337. (404) 768 8955 [a, nacs,  
s, v]; (62). *Dr. R.L. McQueen*
- COLUMBUS** 91. Columbus Barber School  
Box 2403, 31901. [a, v]; (25)
92. Columbus Museum of Arts & Crafts  
1251 Wynnton Rd., 31908. (14).
93. June Smith Univ. of Cosmetology  
2353 Paddy Ave., 31903. [a, v]; (62).
94. Mable Bailey Fashion College 1959  
3115 Cross Country Hl, 31906-1714. (706) 324-4295. [a, s,  
sacs]; (2, 34, 35, 79, 107, 109, 149, 169, 244, 305).  
*Mable Bailey*
95. Meadows College of Business 1971  
1170 Brown Ave., 31906. (706) 327-7668 [a, bb, s, v]; (1, 12,  
13, 30, 47, 57, 62, 70, 85, 129, 177, 180, 198, 225, 246, 247,  
248, 262). *Richard Leukhardt*
96. Medical Center School of Radiologic Technology 1952  
P.O.B. 951, 1951 8th Ave., 31994-2299. (706) 571-1155 [r];  
(308). *Ruby Montgomery*
97. Southeastern Beauty Schools 1954  
P.O.B. 3351, 3448 N. Lumpkin Rd., 31903. (706) 687-1054. [a,  
nacs, l, v]; (25, 62). *Bobbie Dahl*
98. St. Francis Hospital, School of X-Ray Technology  
P.O.B. 951, 710 Center St., 31902. (308).
- COMMERCE** 99. American School of Paperhanging Arts 1979  
P.O.B. 599, 122 Little St., 30529. (800) 633-2796 [a, s]; (207).  
*John E. Cox*
- DALTON** 100. Dalton Beauty College  
511 E. Morris, 30720. [a]; (27).
101. Dalton College 1963  
213 N. College Dr., 30720. (706) 272-4464 [b]; (1, 17, 18, 57,  
58, 85, 97, 99, 176, 177, 178, 180, 181, 199, 246, 303).  
*R. Larry Little*
102. Dalton Voc. School of Health Occupations 1959  
1221 Elkwood Dr., 30720. (706) 278-8922 [b, s, v]; (100, 139,  
198, 200). *Sue L. Pack*
103. Hamilton Medical Center, Herschel U. Martin School of  
Radiography 1959  
P.O.B. 1168, Hwy. 41, N., 30722-1168 (706) 272-6427 [a, r];  
(308). *Susan D. West*
- DECATUR** 104. Branell Institute 1969  
5255 Snaplinger Park Dr., # 120, 30035-4045 [a, bb, s, sacs];  
(70, 140, 239, 246).
105. De Vry Institute of Technology 1969  
250 N. Arcadia Ave., 30030-2115. (404) 292-2645 [a, i, s, l,  
v]; (57, 99). *William Weaver*
106. DeKalb Medical Center, School of Radiologic Technology 1962  
2701 N. Decatur Rd., 30033. (404) 297-5307 [m]; (308).  
*Pat Martin*
107. Independent Electrical Contractors, Inc. 1966  
4151 Memorial Dr., # 105-C, 30032. (404) 294 5898 [v]; (94).  
*Valerie McDougal*

GEORGIA (5)

- MARIETTA**
145. Chattahoochee Tech. Institute 1963  
980 S. Cobb Dr., S.E., 30060. (404) 528-4525. [b, sacs]; (32, 70, 98, 284, 297). *Ron Dulancy*
146. Cobb-Marietta School of Travel 1983  
15 Atlanta St., 30060. (404) 422-6100. [a, s]; (287). *Donna Arrants*
147. Connecticut School of Broadcast 1964  
1355 Terrell Mill Rd., Bldg. 1472-100, 30067. (404) 951-0033. [a, s, v]; (229, 244). *Bill Pearson*
148. Electrolysis Clinique & Institute 1986  
1360 Powers Rd., Ste. B-102, 30067. (404) 952-6563. [a]; (95).
149. Jodie Pet Services  
2298 Lower Roswell Rd., 30068. (404) 252-5634. [a, s]; (82).
150. Kennestone Regional Health Care System, Radiography Program 1951  
677 Church St., 30060-1148. (404) 426-3198. [a]; (308). *Barbara Tamplin*
151. Magic Manicure of America  
1422 Roswell Rd., N.E., 30062. (404) 565-4222. [a]; (27).
152. Modeling Images 1986  
2100 Roswell Rd., Ste. 210-C, 30062. (404) 565-4581. [a]; (189). *Gina Henry*
153. Rottler-Moler College 1988  
1311 Roswell Rd., 30062-3667. (404) 565-3285. [a, l]; (25, 129). *Becky Sheffield*
- METTER**
154. Jewelers Institute of America 1977  
P.O.B. 148, 75 N. Broad, 30439. (912) 685-2251. [a]; (153, 154). *C. Wright Everett*
- MILLEDGEVILLE**
155. Baldwin Co. Adult Center  
Hwy. 49, W., 31061. (912) 452-0553. [b]; (284, 297). *Harley Davidson*
158. Baldwin Voc. School of Practical Nursing  
P.O.B. 690, 31061. [b]; (200).
- MORROW**
157. Clayton State College, School of Technology 1969  
P.O.B. 285, 5900 N. Lee, 30260. (404) 961-3415. [b, r, s, sacs, v]; (284, 297). *Dr. Wallace Shakun*
- MOULTRIE**
158. Moultrie Area Tech. Institute 1964  
P.O.B. 520, Industrial Dr., 31776. (912) 985-2297. [b, nln, s, sacs, v]; (1, 5, 17, 18, 37, 41, 57, 62, 70, 77, 86, 99, 169, 177, 180, 200, 246, 303). *Robert L. Hooks*
- NORCROSS**
159. Asher School of Business 1987  
100 Pinnacle Way, Ste. 110, 30071. (404) 368-0800. [a, s, sacs]; (1, 32, 179, 180, 181, 246, 247, 297). *Joe Voyles*
160. Associates Academy of Real Estate 1989  
2030 Beaver Run Rd., 30071. (404) 449-4100. [a]; (233). *Phyllis Cramer*
161. Branell College 1969  
100 Pinnacle Center, 30071. (404) 368-0800. [a, bb, sacs]; (1, 32, 246). *Joe Voyles*
162. Georgia School of Dog Grooming  
5265 Jimmy Carter Blvd., # 6208, 30093. [a]; (82).

GEORGIA (4)

- JASPER**
126. Pickens Area Voc.-Tech. School 1967  
240 Burnt Mountain Rd., 30143. (706) 692-3411 [b], (284, 297). *Tom Harrison*
- JONESBORO**
127. Pro Way Hair School 1957  
8649 Tara Blvd., 30236-3444. [a, sacs]. (82)
- KENNESAW**
128. Cobb Beauty College, Inc. 1980  
3096 Cherokee St., 30144. (404) 424-6915 [a, sacs]. (62). *Gail Little*
- LA GRANGE**
129. City-County Hospital, School of Nursing & X-Ray Technology 30240. (200, 308).
130. Kerr Business College 1974  
P.O.B. 978, 3011 Hogansville Hwy., 30241. (706) 884-1751. [s, bb]; (1, 32, 33, 34, 70, 180, 198, 246, 247, 248)
131. Troup Co. Area Tech.-Voc. School 1966  
Fort Dr., 30240. (706) 882-2518 [b, r, s, v]. (1, 10, 17, 18, 31, 32, 41, 62, 70, 85, 98, 148, 169, 173, 200, 246, 260, 277). *Rogor Stator*
- LAWRENCEVILLE**
132. Gwinnett County Career Center  
990 McEwaney Ln., 30245. (404) 963-5787 [a], (32).
- LENOX**
133. Teller Training Institute  
Box 8, 31637. [a]; (23). *Dorothy Johnson*
- LILBURN**
134. Gwinnett College of Business 1976  
4230 Hwy. 29, Ste. 11, 30247. (404) 381-7200 [a, bb, s, v]. (1, 12, 30, 32, 85, 86, 177, 180, 208, 246, 247, 248). *Billy L. Clark*
135. Ila Garmon Beauty College 1967  
4643 Lawrenceville Hwy., 30247. (404) 923-0770 [a, nacs], (27). *Ila S. Garmon*
- LITHONIA**
136. Condensed Course in Real Estate  
2171 Monterey Dr., 30058. [a, s]; (233)
- MABLETON**
137. Modella Beauty College  
P.O.B. 458, 30059. (404) 948-8997. [a, nacs, r, v]. (27)
- MACON**
138. Dudley M. Hughes High School  
1062 Forsyth St., 31201. [b]; (27, 200)
139. Macon Area Voc.-Tech. School 1966  
3300 Macon Tech. Dr., 31206. (912) 781-0551 [b, bb, h, i, ia, ml, nacs, r, s]; (284, 297). *Ben Browton*
140. Macon Beauty School 1975  
630 North Ave., Ste. J, 31201. (912) 746-3243 [a, s, sacs]; (62). *Lisa Levoar*
141. Medical Center of Central Georgia, School of X-Ray Technology 1956  
777 Hemlock St., 31208. (912) 744-1235 (178, 199, 308)
142. Southeastern Flight Academy 1978  
Herbert Smart Downtown Airport, 31201. (912) 745-0964 [a, l, s, v]; (3). *Dave Noonoy*
- MARIETTA**
143. Akers Computerized Learning Center  
2759 Delk Rd., # 101, 30067-8838. (404) 843-0014 [a, bb], (33, 57, 70, 246). *Suzanna Hall*
144. Boston School of Bartending  
2359 Windy Hill Rd., Bldg. 3, Ste 330, 30067. (404) 971-2376 [a]; (26). *James Chustan*

- SAVANNAH**
182. Savannah Univ. of Cosmetology  
430 E. 54th St., 31405. [a, r, v]. (62).
183. Semi-Truck Training School  
P.O.B. 13594, 31406. (912) 352-4984. [a]. (288).
- STATESBORO**
184. Ogeechee Tech. Institute  
1 Joe Kennedy Blvd., 30458. (912) 681-5500. [sacs]. (1, 35, 57, 97, 169, 170, 177, 200, 246, 308).  
*Dawn Carter*  
1989
185. Statesboro Beauty School  
8 Crescent Ave., 30458-4919. (912) 764-4340. [a]. (62).  
*Virginia Toole*
- STONE MOUNTAIN**
186. Begwell School of Real Estate  
6570 Memorial Dr., 30083. [a, s]. (233).
- SWAINSBORO**
187. Dekalb Beauty College  
6254 Memorial Dr., 30083. (404) 879-6673. [a, s, sacs, v].  
*William C. Spears*  
1963
188. Swainsboro Tech. Institute  
201 Kille Rd., 30401. (912) 237-6465. [b, sacs, v]. (1, 5, 12, 18, 32, 47, 57, 62, 70, 76, 81, 85, 86, 94, 99, 100, 216, 248).
- THOMASTON**
189. Upton Tech. Institute  
P.O.B. 1089, U.S. Hwy. 19, S., 30286. (706) 847-9816. [s, sacs]. (1, 5, 18, 62, 66, 90, 97, 200, 246).  
*Leon L. Barnes*  
1964
- THOMASVILLE**
190. Thomas Area Tech. School  
P.O.B. 1578, 31789. (912) 228-6428. [b, s, v]. (1, 5, 17, 18, 31, 62, 70, 86, 94, 97, 131, 169, 200, 230, 236, 246, 276).
- TIFTON**
191. Moultrie Area Voc.-Tech. School/Tift Co. School of Practical Nursing, Old Hospital  
302 E. 14th St., 31784. [b, l, la, r, s, v]. (200).
- TUCKER**
192. Akers Computerized Learning Centers  
2171 Northlake Pkwy., #100, 30084-4104. (404) 843-0014. [a, bb, s, v]. (33, 57).
193. H & R Block, Inc.  
1990 Lakeside Pkwy., #120, 30084-5868. [a]. (145).  
1969
194. Investment Training Institute  
3569 Habersham at Northlake, 30084-4017. (404) 491-8000. [a]. (24).  
*Charles D. Lowenstein*  
1965
195. MLS Training Institute  
1414 Montreal Rd., 30084. (404) 493-9000. (11, 233, 244).  
*Jack May*
- VALDOSTA**
196. Tucker School of Art  
3901 Jericho Rd., 30084. (14).
197. Air Traffic Services, Inc.  
P.O.B. 3052, 2612 Madison Hwy., 31601. (912) 247-7400. [a, s]. (3).
- VIDALIA**
198. Southeastern Tech. Institute  
3001 E. 1st St., 30474. (800) 243-4784. [b, sacs]. (1, 5, 62, 94, 97, 98, 131, 146, 199, 200, 236, 239, 246, 247).  
*Anthony Parker*  
1989
- WARNER ROBINS**
199. Int'l City Beauty College  
1659 Watson Blvd., 31093. (912) 923-0915. [a, sacs, v]. (27, 62).  
*Elfriede Goble*  
1985
200. Macon Univ. of Cosmetology  
1729 Watson Blvd., 31093. [a, v]. (62).

- NORCROSS**
163. Total Tech. Institute  
8145-D North Belt Pkwy., 30071. (404) 449-9012. [a, l]. (89, 273).  
*Randy Epstein*  
1978
- OAKWOOD**
164. Lanier Tech. Institute  
P.O.B. 58, Mundy Mill Rd., 30566. (404) 531-6300. [b]. (5, 17, 18, 32, 37, 41, 47, 62, 70, 71, 92, 99, 100, 107, 169, 177, 178, 200).  
*Michael C. Marlowe*  
1964
- PERRY**
165. Computer Training Institute  
P.O.B. 22, 903-B Northside Dr., 31069. (912) 987-4851. [a]. (1, 30, 34, 57, 58, 70, 143).  
*Kurt Johnson*  
1986
- POWDER SPRINGS**
166. Powder Springs Nail & Beauty College  
Hwy. 278 Austell Powder Springs Rd., 30073. (404) 439-9432. [a, v]. (62).  
*Janel Todford*  
1972
- RIVERDALE**
167. Real Estate Academy, Inc., (The)  
7195 GA Hwy. 85, Ste. J., 30274. (404) 994-9480. [a]. (11, 233).  
*Earlene Gardner*  
1966
- ROCK SPRING**
168. Walker County Area Voc.-Tech. School  
Box 185, Merry Meadow Ln., 30739. (706) 764-1016. [b, s, v]. (1, 5, 10, 17, 18, 32, 62, 70, 86, 92, 97, 131, 200, 303).  
*Edward Vickrey*  
1962
- ROME**
169. Coosa Valley Tech. Institute  
112 Hemlock St., 30161. (706) 235-1142. [b, sacs, v]. (284, 297).  
*Joe Krightien*
- ROSSVILLE**
170. North Georgia Business College  
P.O.B. 324, 30161. [a, s]. (1, 32)
171. North Georgia School of Court Reporting  
P.O.B. 218, 30741. (706) 861-5128. [a]. (64).  
*E. Don Towns*  
1984
- ROSWELL**
172. North Fulton Beauty College  
10930 Crabapple Rd., Ste. 4A & B, 30075-3033. (404) 552-9570. [a]. (62).  
*Jane Champion*
- SAVANNAH**
173. Billy Wilson Univ. of Cosmetology  
401 Mall Blvd., Ste. 103-F, 31406-4870. (912) 233-0183. [r, v]. (27, 62).  
*Billy Wilson*
174. Draughton's Jr. College of Business  
709 Mall Blvd., 31406. (912) 355-3133. [a, bb]. (1, 34, 246)
175. Fred Williams Institute of Real Estate  
6203 Abercorn St., 31405. (912) 354-1740. [a]. (233)
176. Hall School of Floral Design  
1406 Wheaton St., 31404. (912) 233-5742. [a, s, v]. (115)
177. Memorial Medical Center, School of Practical Nursing  
4700 Waters Ave., 31404. (200).
178. Myers Beauty School  
1806 W. Broad, 31401. (912) 236-4477. [a]. (27)
179. Paris Beauty School  
2118 Bona Bella Ave., 31406. (912) 354-5855. [a]. (27)
180. Savannah College of Art & Design  
342 Bull St., 31401. (912) 236-7458. [a, sacs]. (126, 144, 150, 215, 294).  
*Richard Rowan*  
1929
181. Savannah Tech. Institute  
5717 White Bluff Rd., 31499. (912) 351-6362. [b, et, i, napt, s, sacs, v]. (1, 5, 17, 18, 41, 47, 57, 61, 62, 71, 76, 77, 85, 98, 99, 100, 112, 169).

Schools-Academic-Pre-School & Kindergartens-(Cont'd)

FIRST BAPTIST CHURCH KINDERGARTEN
AGES 3-5
Monday - Friday 9:00 Noon
1135 Watson Blvd 922-3622

First United Methodist Church
Children's Curriculum Preschool
205 N Davis Dr 922-6443

LEARNING WORLD CHILD CARE
CENTERS
211 Cordeiro Rd 922-9918

MEADOWDALE LEARNING CENTERS

EARLY CHILDHOOD EDUCATION

2 1/2 to 5 Years to 12 Years Old

- DAY CARE - PRESCHOOL EDUCATIONAL PROGRAM
MUSIC & FIELD TRIPS
DANCING
GYMNASIUMS & SWIMMING
SCHOOL TRANSPORTATION

LICENSED BY STATE OF GA
GA DAYCARE ASSOCIATION
LOCALLY OWNED & OPERATED

- 2100 Moody Rd 929-2630
1905 Ebartha Rd 923-3574
904 N Davis Rd 922-1283
1334 Leavelle Rd 953-5101
1747 Houston Lake Rd Perry 387-9070

Meatston Rainbow Inc 321 Dunbar Rd 929-0357
(Phone See Our Display Ad Page 222)

SHIRLEY HILLS BAPTIST CHURCH

2 Yrs. Old Thurs 9-12 Noon
3 Yrs. Old Tues, Wed & Thurs 9-12 Noon
4 Yrs. Old Mon-Fri, 9-12 Noon
615 Cordeiro Rd 923-5371

Small World Day Care Center
701 N Davis Dr 922-7402

Trinity United Methodist Church
Kindergarten 129 S Houston Rd 923-5066
(Phone See Our Display Ad Page 222)

Tucker Head Start 313 Scott Blvd WRRB 328-3308

WARNER ROBINS CHRISTIAN ACADEMY

2601 Wallace Blvd 922-1201
We Live U Jac Day Care Center
511 S Second St 922-3343

WONDERLAND FOR CHILDREN

153 Evergreen St 929-5135

Schools-Academic-Secondary & Elementary

CENTRAL FELLOWSHIP CHRISTIAN ACADEMY

8460 HAWKINSVILLE RD MACON 788-6909

CHRISTIAN LIFE SCHOOL

Kindergarten, 3 Yrs-5 Yrs Old
Grades 1st-5th
Member Of Assoc. Of

Christian Schools International
Certified Teachers Union
A BEKA CURRICULUM
Resident Prey At Wellborn

420 Wellborn Rd 922-5638

EVERGREEN BAPTIST CHRISTIAN SCHOOL

80 Tabor Dr 922-0800
(Phone See Our Display Ad This Page)

FELLOWSHIP BIBLE BAPTIST CHURCH

431 DUNBAR RD 929-0826
(Phone See Our Display Ad This Page)
Sacred Heart School 250 S Davis Dr 923-9448

WARNER ROBINS CHRISTIAN ACADEMY

NOW YOU HAVE A CHOICE!

ACADEMIC KINDERGARTEN 4 & 5

A BEKA CURRICULUM GRADES K4 - 3RD GRADE

ACE PROGRAM GRADES 7 - 12

PHONICS, READING, WRITING, & MATH CONCEPTS GRADES 1 - 12

3601 Watson Blvd 922-1201

Schools-Beauty

See Beauty Schools

Schools-Business & Secretarial

See Schools-Business & Vocational

Schools-Business & Vocational

ATLANTA-BARTENDING SCHOOL

Block N & R Local Offices
Warner Robins 923-9691
2203 Watson Blvd 923-3481

BOSTON-ATLANTA BARTENDERS SCHOOL

2399 Warner Rd WRRB 404-952-6271
Career Training Services
1209 Green St 328-7846

MIDDLE-GEORGIA TECHNICAL INSTITUTE

1311 CORDER RD 929-6800

Schools-Fashion Merchandising, Etc.

See Schools-Business & Vocational

Schools-Industrial & Technical & Trade

Barter Extension Owner Improvement Clinic-OUI-DOC

215 Carl Vinson Pkwy 922-2177

MIDDLE-GEORGIA TECHNICAL INSTITUTE

1311 CORDER RD 929-6800
Admissions And Registration
125 S 6th St 929-6871

Student Services 125 S 6th St 929-6850

Adult Literacy/GED Program
125 S 6th St 929-6851

Bookstore
Business Office 125 S 6th St 929-6848

Business And Industry Services
125 S 6th St 929-6852

Faculty And Instructional Services
125 S 6th St 929-6849

Continuing Education 125 S 6th St 929-6800

Cosmetology Services 1311 Corder Rd 929-6797

Schools-Private

CENTRAL FELLOWSHIP CHRISTIAN ACADEMY

- Fully Accredited
• A BeKa Curriculum
• College Prep
• Music, Band, Chorus
• Computer Services

K-3 & 7th-12th
FOR INFORMATION, CALL

CENTRAL FELLOWSHIP CHRISTIAN ACADEMY

8460 HAWKINSVILLE RD MACON 788-6905

Get Your Share of the Action™

EVERGREEN BAPTIST CHRISTIAN SCHOOL

80 Tabor Dr 922-0800
Happy Days Day Care Center
424 Green St 922-9918

Meadowdale Learning Centers
2111 Moody Rd 922-9918
104 A Davis Dr 922-3622
Meatston Rainbow Inc 321 Dunbar Rd 929-0357

SYLVAN LEARNING CENTER

913 Russell Pkwy 928-1100

TRINITY UNITED METHODIST CHURCH KINDERGARTEN

CREATIVE LEARNING PROGRAMS
See Our Ad At Schools - Kindergartens
129 S Houston Rd 923-5066

Schools-Radio Broadcasters

See Schools-Business & Vocational

Schools-Security Guard

See Schools-Business & Vocational

Scientists

See Churches-Non-Denominational

Scissors-Sharpener

See Sharpening Service

Scooters-Motor

See Motorcycles & Motor Scooters-Dealers

Scrap Metals

Aluminum Recycling Of Warner Robins
104 N Davis Dr 922-3663
Hirsch Recycling Co 304 N Davis Dr 922-3663
Macon Iron
950 Lower Poplar Rd Macon 743-6773

Advertising in

The Real Yellow Pages® is a simple, economical way to attract more business.

List your name and the things you sell where prospective customers will see them first.

FELLOWSHIP CHRISTIAN ACAD

Training Them Up In The Way They Should

- K-3 - Grade 8
• A-BEKA Curriculum
• Uniforms

Extended Morning & Afternoon Care
Ministry Of Fellowship: Bible Baptist Church

Pastor W.L. Reid 929-431-4311

We Do Not Discriminate Regardless Of Race, Color, Religion, National Origin, Sex, Age, Or Disability

431 Dunbar Rd Warner

Screen Printing Heat Transfers Lettering on Caps & Athletics Wear, Etc. Culture Plus & Tee-Shirt Creations
• Hats • T-Shirts • Kuffs • Men's Clothes
• Women's Clothes • Accessories • Incense
• Black Greeting Cards • Black History Books
• Body Oils & Much More!
Open Mon - Fri 4 PM til 8 PM Sat 10 AM till 6 PM 328-0468

Screen Printing

AUGUST MOON CREATIONS

CUSTOM T-SHIRTS
104 A Davis Dr 922-3622

MAISON MUSEUM
104 A Davis Dr 922-3622

Businesses - Church
Arts - Church
Open Mon

104 A Davis Dr 922-3622

GRAPHIC ARTS-N-ADS

T-Shirts • Signs • De
Or Banners To Ic
Church • School • Appt
1003 Ebartha Rd

GRAPHIC EXPRESS

2400 Moody Rd
HATTAWAY SCREEN PRINT
CUSTOM PI

PI CAPS • T-SHIRT
UMBRELLAS • REAL
JERSEYS • &
FAST DEL

104-A SW Effingham Rd
Milledgeville Tall Free-Dial
& Then

MACONT-SHIRTS & SIGNS
420 Cotton Av Macon

PEACH T. GALLERY

WHOLESALE T-SH
SCHOOLS • COLU
CAPS • UNIFORMS •
Quality Origin
Economic, Fast &

Tall Free-Dial 1 & Then

SMITH SPECIALTY SALES
1109 Russell Pkwy

SPORTSWISE SPORTING GC
412 N Davis Dr
Wall Sports Houston Mall

Let The Real Ye

Help You

010 | 988-486.1 | 111 | 1 | A3

---

NATIONAL CENTER FOR EDUCATION STATISTICS

---

1987-88

# DIRECTORY

## OF POSTSECONDARY INSTITUTIONS

### VOLUME 1

### 4-YEAR AND 2-YEAR

---

U.S. Department of Education  
Office of Educational Research and Improvement CS 88-208-1

## (H) AMERICAN COLLEGE FOR THE APPLIED ARTS

3330 PEACHTREE RD NE  
ATLANTA 30326  
UNIT ID: 138725  
HIGHEST OFFERING: BACHELORS DEGREE  
ENROLLMENT: #  
TUITION: \$5,130  
ROOM: \$2,925  
PROGRAMS: ACAD  
ACCREDITATION: #

TELEPHONE: (404) 231-9000  
CONTROL: PROFIT MAKING  
FICE: 021156  
NO HEAL PLAN

## ATHENS AREA TECHNICAL INSTITUTE

US HIGHWAY 29 NORTH  
ATHENS 30610  
UNIT ID: 246013  
HIGHEST OFFERING: TWO BUT LESS THAN FOUR YEARS  
ENROLLMENT: #  
TUITION (IN-DISTRICT): \$126  
NO DORMITORY  
PROGRAMS: OCCUP.ACAD.REC.AD BASIC  
ACCREDITATION: SOUTHERN.BBT

TELEPHONE: (404) 549-2360  
CONTROL: PUBLIC  
NO HEAL PLAN

## AMERICAN INSTITUTE OF BANKING

34 PEACHTREE ST., RM SUITE 2170  
ATLANTA 30303  
UNIT ID: 138734  
HIGHEST OFFERING: TWO BUT LESS THAN FOUR YEARS  
ENROLLMENT: 1,300

TELEPHONE: (404) 524-6125  
CONTROL: #

## ATLANTA AREA TECHNICAL SCHOOL

1540 STEWART AVENUE SW  
ATLANTA 30310  
UNIT ID: 138840  
HIGHEST OFFERING: TWO BUT LESS THAN FOUR YEARS  
ENROLLMENT: 4,757 (69% F)

TELEPHONE: (404) 758-9451  
CONTROL: PUBLIC

INSTITUTIONAL DATA NOT REPORTED

INSTITUTIONAL DATA NOT REPORTED

## (H) ANDREW COLLEGE

COLLEGE STREET  
CUTHBERT 31740  
UNIT ID: 138761  
HIGHEST OFFERING: ASSOCIATES DEGREE  
ENROLLMENT: 163 (55% F)  
TUITION: \$2,610  
ROOM: \$1,245  
PROGRAMS: ACAD  
ACCREDITATION: #

TELEPHONE: (912) 732-2171  
CONTROL: PROTESTANT  
FICE: 001545  
BOARD: \$1,575 (20)

## (H) ATLANTA CHRISTIAN COLLEGE

2695 BEN HILL ROAD  
EAST POINT 30344  
UNIT ID: 138868  
HIGHEST OFFERING: BACHELORS DEGREE  
ENROLLMENT: #  
TUITION: \$2,582  
ROOM: \$700  
PROGRAMS: ACAD  
ACCREDITATION: #

TELEPHONE: (404) 761-8861  
CONTROL: PROTESTANT  
FICE: 001547  
BOARD: \$1,650 (20)

## (H) ARMSTRONG STATE COLLEGE

11955 ABERCORN STREET  
SAVANNAH 31419  
UNIT ID: 138789  
HIGHEST OFFERING: POST-MASTERS CERTIFICATE  
ENROLLMENT: 2,732 (65% F)  
UNDERGRAD TUITION (IN-STATE): \$1,269  
ROOM: \$1,410  
PROGRAMS: ACAD.AD BASIC  
ACCREDITATION: SOUTHERN.ADMUR.DM.MRT.MT.MUS.MUR.RSTH.RTT.  
TED

TELEPHONE: (912) 927-5211  
CONTROL: PUBLIC  
FICE: 001546  
GRAD TUITION: \$1,269  
BOARD: \$1,095 (15)

## (H) ATLANTA COLLEGE OF ART

1280 PEACHTREE ST N E  
ATLANTA 30309  
UNIT ID: 138877  
HIGHEST OFFERING: BACHELORS DEGREE  
ENROLLMENT: #  
TUITION: \$5,000  
ROOM: \$2,000  
PROGRAMS: ACAD  
ACCREDITATION: SOUTHERN.ART

TELEPHONE: (404) 898-1164  
CONTROL: INDEP NONPROFIT  
FICE: 001549  
NO HEAL PLAN

## (H) ART INSTITUTE ATLANTA

3376 PEACHTREE ROAD N E  
ATLANTA 30326  
UNIT ID: 138813  
HIGHEST OFFERING: TWO BUT LESS THAN FOUR YEARS  
ENROLLMENT: 1,240  
TUITION: \$15,000  
ROOM: #  
PROGRAMS: OCCUP.ACAD.CONT PROF  
ACCREDITATION: #

TELEPHONE: (404) 266-1541  
CONTROL: PROFIT MAKING  
FICE: 029187  
BOARD: #

## ATLANTA COLLEGE OF MEDICAL-DENTAL CAREERS

1240 N PEACHTREE STREET NW  
ATLANTA 30309  
UNIT ID: 138886  
HIGHEST OFFERING: TWO BUT LESS THAN FOUR YEARS  
ENROLLMENT: #

TELEPHONE: (404) 873-1981  
CONTROL: PROFIT MAKING

INSTITUTIONAL DATA NOT REPORTED

## ARTISTIC BEAUTY COLLEGE

1207 ROYAL DRIVE  
CONYERS 30207  
UNIT ID: 138822  
HIGHEST OFFERING: ASSOCIATES DEGREE  
ENROLLMENT: 15  
TUITION: \$1,675  
ROOM: #  
PROGRAMS: OCCUP.ACAD.CONT PROF  
ACCREDITATION: #

TELEPHONE: (404) 922-7653  
CONTROL: PROFIT MAKING  
BOARD: #

## (H) ATLANTA JUNIOR COLLEGE

1630 STEWART AVENUE S W  
ATLANTA 30310  
UNIT ID: 138901  
HIGHEST OFFERING: ASSOCIATES DEGREE  
ENROLLMENT: 1,201 (54% F)  
TUITION (IN-DISTRICT): \$844  
NO DORMITORY  
PROGRAMS: ACAD.AD BASIC  
ACCREDITATION: #

TELEPHONE: (404) 656-6441  
CONTROL: PUBLIC  
FICE: 012165  
NO HEAL PLAN

GEORGIA

111

GEORGIA

ATLANTA LAW SCHOOL  
54 TENTH ST NE  
ATLANTA 30309  
UNIT ID: 138918  
HIGHEST OFFERING: MASTERS DEGREE  
(ALSO OFFERS FIRST-PROFESSIONAL)  
ENROLLMENT: \*  
ROOM: \*  
PROGRAMS: ACAD  
ACCREDITATION: \*

TELEPHONE: (404) 872-0990  
CONTROL: \*

GRAD TUITION: \$1,350  
BOARD: \*

(M) BERRY COLLEGE  
MOUNT BERRY STATION  
ROME 30149  
UNIT ID: 139144  
HIGHEST OFFERING: POST-MASTERS CERTIFICATE  
ENROLLMENT: 1,529 (63% F)  
UNDERGRAD TUITION: \$4,965  
ROOM: \$1,170  
PROGRAMS: ACAD, REC  
ACCREDITATION: SOUTHERN, MUS, TED

TELEPHONE: (404) 332-5374  
CONTROL: INDEP NONPROFIT  
FICE: 001554  
GRAD TUITION: \$4,965  
BOARD: \$1,410 (10)

(M) ATLANTA UNIVERSITY  
223 JAMES P BRANLEY DRIVE SW  
ATLANTA 30314  
UNIT ID: 138947  
HIGHEST OFFERING: DOCTORS DEGREE  
ENROLLMENT: 1,074 (57% F)  
ROOM: \$1,450  
PROGRAMS: ACAD, CONT PROF  
ACCREDITATION: SOUTHERN, BUS, LIB, SH, TED

TELEPHONE: (404) 652-8400  
CONTROL: INDEP NONPROFIT  
FICE: 001551  
GRAD TUITION: \$3,820  
NO MEAL PLAN

BEULAH HEIGHTS BIBLE COLLEGE  
892-904 SERNE ST SE  
ATLANTA 30314  
UNIT ID: 139153  
HIGHEST OFFERING: BACHELORS DEGREE  
ENROLLMENT: 92 (26% F)  
TUITION: \$1,120  
ROOM: \$840  
PROGRAMS: ACAD  
ACCREDITATION: \*

TELEPHONE: (404) 627-5279  
CONTROL: PROTESTANT  
BOARD: \$610 (15)

(M) AUGUSTA COLLEGE  
2500 WALTON WAY  
AUGUSTA 30910  
UNIT ID: 138983  
HIGHEST OFFERING: POST-MASTERS CERTIFICATE  
ENROLLMENT: 4,100 (62% F)  
UNDERGRAD TUITION (IN-STATE): \$1,259  
NO DORMITORY  
PROGRAMS: ACAD  
ACCREDITATION: SOUTHERN, ADMUR, MUS, TED

TELEPHONE: (404) 737-1400  
CONTROL: PUBLIC  
FICE: 001552  
GRAD TUITION: \$1,259  
BOARD: \*

(M) BRIDAU COLLEGE  
204 BOULEVARD  
GAINESVILLE 30501  
UNIT ID: 139199  
HIGHEST OFFERING: MASTERS DEGREE  
ENROLLMENT: 1,790 (64% F)  
UNDERGRAD TUITION: \$5,304  
ROOM: \*  
PROGRAMS: ACAD, CONT PROF, REC  
ACCREDITATION: SOUTHERN, MUR

TELEPHONE: (404) 534-6299  
CONTROL: INDEP NONPROFIT  
FICE: 001554  
GRAD TUITION: \*  
BOARD: \*

(M) BAINBRIDGE COLLEGE  
HIGHWAY 84 EAST  
BAINBRIDGE 31717  
UNIT ID: 139010  
HIGHEST OFFERING: ASSOCIATES DEGREE  
ENROLLMENT: 707 (59% F)  
TUITION (IN-DISTRICT): \$868  
NO DORMITORY  
PROGRAMS: OCCUP, ACAD, REC, AD BASIC  
ACCREDITATION: \*

TELEPHONE: (912) 244-7943  
CONTROL: PUBLIC  
FICE: 011074  
NO MEAL PLAN

(M) BREYTON-PARKER COLLEGE  
MOUNT VERNON 30445  
UNIT ID: 139205  
HIGHEST OFFERING: BACHELORS DEGREE  
ENROLLMENT: 1,259 (49% F)  
TUITION: \$2,475  
ROOM: \$840  
PROGRAMS: ACAD, AD BASIC  
ACCREDITATION: \*

TELEPHONE: (912) 585-2243  
CONTROL: PROTESTANT  
FICE: 001557  
BOARD: \$1,020 (20)

(M) BAUDER FASHION COLLEGE  
3500 PEACHTREE ROAD N E  
ATLANTA 30326  
UNIT ID: 139074  
HIGHEST OFFERING: \*  
ENROLLMENT: \*

TELEPHONE: (404) 237-7978  
CONTROL: \*  
FICE: 011574

BROWN COLLEGE OF COURT REPORTING  
1778 PEACHTREE ST NW #220 SOUTH  
ATLANTA 30309  
UNIT ID: 139214  
HIGHEST OFFERING: TWO BUT LESS THAN FOUR YEARS  
ENROLLMENT: 229 (93% F)  
TUITION: \$2,838  
ROOM: \*  
PROGRAMS: OCCUP  
ACCREDITATION: \*

TELEPHONE: (404) 876-1227  
CONTROL: PROFIT MAKING  
BOARD: \*

INSTITUTIONAL DATA NOT REPORTED

(M) BEN HILL-IRWIN TECHNICAL INSTITUTE  
P.O. BOX 1069  
FITZGERALD 31750  
UNIT ID: 139126  
HIGHEST OFFERING: TWO BUT LESS THAN FOUR YEARS  
ENROLLMENT: 531 (39% F)

TELEPHONE: (912) 448-7487  
CONTROL: PUBLIC  
FICE: 009183

(M) BRUNSWICK COLLEGE  
ALTA MA AT FOURTH STREET  
BRUNSWICK 31523  
UNIT ID: 139250  
HIGHEST OFFERING: TWO BUT LESS THAN FOUR YEARS  
ENROLLMENT: 1,257 (54% F)  
TUITION (IN-DISTRICT): \$969  
NO DORMITORY  
PROGRAMS: OCCUP, ACAD, CONT PROF, REC, AD BASIC  
ACCREDITATION: SOUTHERN, ADMUR, MLTAD, RAD

TELEPHONE: (912) 264-7235  
CONTROL: PUBLIC  
FICE: 001558  
NO MEAL PLAN

INSTITUTIONAL DATA NOT REPORTED



**CARROLL TECHNICAL INSTITUTE**

997 S HIGHWAY 16  
 CARROLLTON 30117  
 UNIT ID: 159278  
 HIGHEST OFFERING: TWO BUT LESS THAN FOUR YEARS  
 ENROLLMENT: 1,539 (66% F)  
 TUITION (IN-DISTRICT): \$372  
 NO DORMITORY  
 PROGRAMS: OCCUP.ACAD.CONT PROF.AD BASIC  
 ACCREDITATION: \*

TELEPHONE: (404) 834-2611  
 CONTROL: PUBLIC

NO MEAL PLAN

**(M) COLUMBUS COLLEGE**

ALCONQUIN DRIVE  
 COLUMBUS 31993  
 UNIT ID: 159366  
 HIGHEST OFFERING: POST-MASTERS CERTIFICATE  
 ENROLLMENT: 3,712 (68% F)  
 UNDERGRAD TUITION (IN-STATE): \$1,272  
 NO DORMITORY  
 PROGRAMS: OCCUP.ACAD.CONT PROF.REC  
 ACCREDITATION: SOUTHERN.ADMUR.DH.MT.MUS.RSTH.TED

TELEPHONE: (404) 548-2001  
 CONTROL: PUBLIC

FICE: 001561  
 GRAD TUITION: \$1,272  
 NO MEAL PLAN

**CARVER BIBLE INSTITUTE AND COLLEGE**

PO BOX 4335  
 ATLANTA 30302  
 UNIT ID: 159287  
 HIGHEST OFFERING: BACHELORS DEGREE  
 ENROLLMENT: \*  
 TUITION: \$1,711  
 ROOM: \$714  
 PROGRAMS: ACAD  
 ACCREDITATION: \*

TELEPHONE: (999) 527-4520  
 CONTROL: PROTESTANT

BOARD: \$548 (S)

**(M) COLUMBUS TECHNICAL INSTITUTE**

928 48TH STREET  
 COLUMBUS 31995  
 UNIT ID: 159857  
 HIGHEST OFFERING: TWO BUT LESS THAN FOUR YEARS  
 ENROLLMENT: 5,762 (57% F)  
 TUITION (IN-DISTRICT): \$598  
 NO DORMITORY  
 PROGRAMS: OCCUP.ACAD.AD BASIC  
 ACCREDITATION: \*

TELEPHONE: (404) 571-1800  
 CONTROL: PUBLIC

FICE: 005624

NO MEAL PLAN

**(M) CHATTANOOGEE TECHNICAL INSTITUTE**

980 SOUTH COBB DRIVE  
 MARIETTA 30060  
 UNIT ID: 148231  
 HIGHEST OFFERING: ASSOCIATES DEGREE  
 ENROLLMENT: 3,286 (47% F)  
 TUITION (IN-DISTRICT): \$576  
 NO DORMITORY  
 PROGRAMS: OCCUP.ACAD.AD BASIC  
 ACCREDITATION: \*

TELEPHONE: (404) 422-1668  
 CONTROL: PUBLIC

FICE: 005420

NO MEAL PLAN

**(M) COOSA VALLEY TECHNICAL INSTITUTE**

112 HENLOCK STREET  
 ROME 30161  
 UNIT ID: 159884  
 HIGHEST OFFERING: TWO BUT LESS THAN FOUR YEARS  
 ENROLLMENT: 1,472 (61% F)  
 TUITION (IN-DISTRICT): \$359  
 ROOM: \*  
 PROGRAMS: OCCUP.ACAD.AD BASIC  
 ACCREDITATION: \*

TELEPHONE: (404) 235-1148  
 CONTROL: PUBLIC

FICE: 004824

BOARD: \*

**(M) CLARK COLLEGE**

240 CHESTNUT STREET S W  
 ATLANTA 30314  
 UNIT ID: 159582  
 HIGHEST OFFERING: BACHELORS DEGREE  
 ENROLLMENT: 1,230 (67% F)  
 TUITION: \$4,455  
 NO DORMITORY  
 PROGRAMS: ACAD  
 ACCREDITATION: SOUTHERN.AME.DIET.PTA.RSTH.BH

TELEPHONE: (404) 481-8000  
 CONTROL: PROTESTANT

FICE: 001559

BOARD: \$1,400 (21)

**(M) COVENANT COLLEGE**

LOOKOUT MTN 30750  
 UNIT ID: 159595  
 HIGHEST OFFERING: BACHELORS DEGREE  
 ENROLLMENT: 541 (51% F)  
 TUITION: \$5,500  
 ROOM: \$1,270  
 PROGRAMS: ACAD  
 ACCREDITATION: \*

TELEPHONE: (404) 820-1540  
 CONTROL: PROTESTANT

FICE: 003404

BOARD: \$1,700 (21)

**(M) CLAYTON STATE COLLEGE**

P O BOX 289-5900 LEE ST  
 NORCROSS 30268  
 UNIT ID: 159511  
 HIGHEST OFFERING: BACHELORS DEGREE  
 ENROLLMENT: 3,283 (58% F)  
 TUITION (IN-STATE): \*  
 NO DORMITORY  
 PROGRAMS: OCCUP.ACAD.AD BASIC  
 ACCREDITATION: SOUTHERN.ADMUR.BH

TELEPHONE: (404) 961-5400  
 CONTROL: PUBLIC

FICE: 008976

NO MEAL PLAN

**(M) CRANDALL JUNIOR COLLEGE**

2283 ADAMS STREET  
 MARIETTA 31201  
 UNIT ID: 159409  
 HIGHEST OFFERING: TWO BUT LESS THAN FOUR YEARS  
 ENROLLMENT: 700  
 TUITION: \$6,200  
 ROOM: \*  
 PROGRAMS: ACAD  
 ACCREDITATION: \*

TELEPHONE: (912) 745-6895  
 CONTROL: PROFIT MAKING

FICE: 010196

BOARD: \*

**(M) COLUMBIA THEOLOGICAL SEMINARY**

BOX 520 701 COLUMBIA DR  
 DECATUR 30031  
 UNIT ID: 159348  
 HIGHEST OFFERING: DOCTORS DEGREE  
 (ALSO OFFERS FIRST-PROFESSIONAL)  
 ENROLLMENT: 526 (23% F)  
 ROOM: \$1,114  
 PROGRAMS: ACAD.CONT PROF  
 ACCREDITATION: \*

TELEPHONE: (404) 370-0821  
 CONTROL: PROTESTANT

FICE: 001548

GRAD TUITION: \$3,850  
 BOARD: \$1,735 (18)

**CRANFORD H LONG HOSPITAL SCHOOL**

543 N PEACHTREE STREET  
 ATLANTA 30308  
 UNIT ID: 159418  
 HIGHEST OFFERING: \*  
 ENROLLMENT: \*

TELEPHONE: (404) 604-4960  
 CONTROL: \*

INSTITUTIONAL DATA NOT REPORTED

2-77

CRANFORD W LONG HOSPITAL SCHOOL OF NURSING  
35 LINDEN AVE NE  
ATLANTA 30308  
UNIT ID: 139427  
HIGHEST OFFERING: \*  
ENROLLMENT: \*

TELEPHONE: \*  
CONTROL: \*

INSTITUTIONAL DATA NOT REPORTED

DEKALB COMMUNITY COLLEGE  
2101 HOKACK ROAD  
DUNWOODY 30338  
UNIT ID: 244455  
HIGHEST OFFERING: \*  
ENROLLMENT: \*

TELEPHONE: \*  
CONTROL: \*

INSTITUTIONAL DATA NOT REPORTED

(H) DALTON JUNIOR COLLEGE  
213 COLLEGE DR  
DALTON 50720  
UNIT ID: 139463  
HIGHEST OFFERING: ASSOCIATES DEGREE  
ENROLLMENT: 1,648 (58% F)  
TUITION (IN-DISTRICT): 9854  
NO DORMITORY  
PROGRAMS: OCCUP.ACAD.CONT PROF.REC.AD BASIC  
ACCREDITATION: \*

TELEPHONE: (404) 278-3115  
CONTROL: PUBLIC  
FICE: 883956

NO MEAL PLAN

(H) DEKALB TECHNICAL INSTITUTE  
495 N. INDIAN CREEK DRIVE  
CLARKSTON 30021  
UNIT ID: 244444  
HIGHEST OFFERING: TWO BUT LESS THAN FOUR YEARS  
ENROLLMENT: \*  
TUITION (IN-DISTRICT): 3178  
NO DORMITORY  
PROGRAMS: OCCUP.ACAD.AD BASIC  
ACCREDITATION: SOUTHERN.M.TAB.SURST

TELEPHONE: (404) 297-9522  
CONTROL: PUBLIC  
FICE: 885622

NO MEAL PLAN

DBA ANTIOCH SCHOOLS BIBLE INST  
2111 AUSTELL  
MARIETTA 30060  
UNIT ID: 139490  
HIGHEST OFFERING: DOCTORS DEGREE  
ENROLLMENT: \*

TELEPHONE: \*  
CONTROL: OTHER RELIGIOUS

INSTITUTIONAL DATA NOT REPORTED

(H) DEVRY INSTITUTE OF TECHNOLOGY  
258 N. ARCADIA  
DECATUR 30030  
UNIT ID: 139533  
HIGHEST OFFERING: BACHELORS DEGREE  
ENROLLMENT: 3,023 (19% F)  
TUITION: \$5,985  
NO DORMITORY  
PROGRAMS: ACAD  
ACCREDITATION: SOUTHERN.DIST.NATTS

TELEPHONE: (404) 292-7988  
CONTROL: PROFIT MAKING  
FICE: 889224

NO MEAL PLAN

DE KALB GENERAL HOSP SCHOOL OF RADIOLOGICAL TECH  
2701 N DECATUR ROAD  
DECATUR 30033  
UNIT ID: 139515  
HIGHEST OFFERING: TWO BUT LESS THAN FOUR YEARS  
ENROLLMENT: 15 (67% F)  
TUITION: \$288  
ROOM: \*  
PROGRAMS: OCCUP.ACAD  
ACCREDITATION: \*

TELEPHONE: (404) 292-4444  
CONTROL: \*

BOARD: \*

ECHEVERRIA INSTITUTE OF COSMETOLOGY  
842 N HIGHLAND AVE NE  
ATLANTA 30306  
UNIT ID: 139597  
HIGHEST OFFERING: TWO BUT LESS THAN FOUR YEARS  
ENROLLMENT: 50  
TUITION: \$3,988  
ROOM: \*  
PROGRAMS: OCCUP.ACAD.CONT PROF  
ACCREDITATION: \*

TELEPHONE: (404) 872-4622  
CONTROL: PROFIT MAKING

BOARD: \*

(H) DEKALB COLLEGE  
1251 PANTHERSVILLE ROAD  
DECATUR 30054  
UNIT ID: 244437  
HIGHEST OFFERING: ASSOCIATES DEGREE  
ENROLLMENT: \*  
TUITION (IN-DISTRICT): 8878  
NO DORMITORY  
PROGRAMS: ACAD.REC  
ACCREDITATION: SOUTHERN.ARMIR.BH

TELEPHONE: (404) 244-6998  
CONTROL: PUBLIC  
FICE: 829426

NO MEAL PLAN

(H) EMMAHUEL COUNTY JUNIOR COLLEGE  
237 THOMPEN DR.  
SWAINSBORO 30401  
UNIT ID: 139421  
HIGHEST OFFERING: ASSOCIATES DEGREE  
ENROLLMENT: 454 (68% F)  
TUITION (IN-DISTRICT): 8879  
NO DORMITORY  
PROGRAMS: ACAD.REC.AD BASIC  
ACCREDITATION: \*

TELEPHONE: (912) 237-7831  
CONTROL: PUBLIC  
FICE: 818997

NO MEAL PLAN

(H) DEKALB COMMUNITY COLLEGE  
955 N INDIAN CREEK DRIVE  
CLARKSTON 30021  
UNIT ID: 139524  
HIGHEST OFFERING: ASSOCIATES DEGREE  
ENROLLMENT: 8,786 (55% F)

TELEPHONE: (404) 299-4000  
CONTROL: PUBLIC  
FICE: 881542

INSTITUTIONAL DATA NOT REPORTED

(H) EMMAHUEL COLLEGE  
PO BOX 129  
FRANKLIN SPRS 30639  
UNIT ID: 139630  
HIGHEST OFFERING: ASSOCIATES DEGREE  
ENROLLMENT: 338 (57% F)  
TUITION: \$2,748  
ROOM: 998  
PROGRAMS: ACAD  
ACCREDITATION: \*

TELEPHONE: (404) 245-7226  
CONTROL: PROTESTANT  
FICE: 881543

BOARD: 31,230 (21)

GEORGIA

114

GEORGIA

(M) EMMANUEL SCHOOL OF MINISTRIES  
PO BOX 129  
FRANKLIN SPRG 30439  
UNIT ID: 139649  
HIGHEST OFFERING: BACHELORS DEGREE  
ENROLLMENT: 38 (42% F)  
TUITION: \$2,745  
ROOM: \$980  
PROGRAMS: ACAD  
ACCREDITATION: BI

TELEPHONE: (404) 245-7224  
CONTROL: PROTESTANT  
FICE: 029132  
BOARD: \$1,230 (21)

(M) GAINESVILLE COLLEGE  
MUNDY HILL ROAD BOX 1358  
GAINESVILLE 30505  
UNIT ID: 139773  
HIGHEST OFFERING: ASSOCIATES DEGREE  
ENROLLMENT: 1,843 (52% F)  
TUITION (IN-DISTRICT): \$897  
NO DORMITORY  
PROGRAMS: ACAD, CONT PROF  
ACCREDITATION: \*

TELEPHONE: (404) 535-6259  
CONTROL: PUBLIC  
FICE: 001567  
NO MEAL PLAN

(M) ENDRY UNIVERSITY

ATLANTA 30322  
UNIT ID: 139698  
HIGHEST OFFERING: DOCTORS DEGREE  
(ALSO OFFERS FIRST-PROFESSIONAL)  
ENROLLMENT: 8,884 (50% F)  
UNDERGRAD TUITION: \$10,190  
ROOM: \$1,848  
PROGRAMS: ACAD, CONT PROF  
ACCREDITATION: SOUTHERN, APCP, BUS, BUSA, CLPSY, DENT, LAM, LIB, MIDNF, OMA

TELEPHONE: (404) 727-6125  
CONTROL: PROTESTANT  
FICE: 001544  
GRAD TUITION: \$10,170  
BOARD: \$1,500 (20)

GEORGIA BAPTIST COLLEGE

4140 STACKS RD  
COLLEGE PARK 30349  
UNIT ID: 139807  
HIGHEST OFFERING: BACHELORS DEGREE  
(ALSO OFFERS FIRST-PROFESSIONAL)  
ENROLLMENT: \*  
UNDERGRAD TUITION: \$1,700  
ROOM: \*  
PROGRAMS: ACAD  
ACCREDITATION: \*

TELEPHONE: \*  
CONTROL: OTHER RELIGIOUS  
BOARD: \*

(M) FLOYD JUNIOR COLLEGE

P O BOX 1864  
ROME 30163  
UNIT ID: 139798  
HIGHEST OFFERING: ASSOCIATES DEGREE  
ENROLLMENT: 1,259 (62% F)  
TUITION (IN-DISTRICT): \$834  
NO DORMITORY  
PROGRAMS: OCCUP, ACAD  
ACCREDITATION: SOUTHERN, ADMUR

TELEPHONE: (404) 295-6328  
CONTROL: PUBLIC  
FICE: 009507  
NO MEAL PLAN

GEORGIA BAPTIST HOSPITAL CLINICAL PASTORAL ED CTR

100 BOULEVARD NE  
ATLANTA 30312  
UNIT ID: 139843  
HIGHEST OFFERING: POST-MASTERS CERTIFICATE  
ENROLLMENT: \*  
ROOM: \*  
PROGRAMS: OCCUP  
ACCREDITATION: \*

TELEPHONE: \*  
CONTROL: PROTESTANT  
GRAD TUITION: \$1,500  
BOARD: \*

FLOYD MEDICAL CENTER SCHOOL OF RADIOLOGIC TECH

PO BOX 233 TURNER MCCALL BLVD  
ROME 30161  
UNIT ID: 139694  
HIGHEST OFFERING: TWO BUT LESS THAN FOUR YEARS  
ENROLLMENT: \*

TELEPHONE: (404) 232-1541  
CONTROL: \*

GEORGIA BAPTIST HOSPITAL SCH OF NURSING

100 BOULEVARD NE  
ATLANTA 30312  
UNIT ID: 139825  
HIGHEST OFFERING: TWO BUT LESS THAN FOUR YEARS  
ENROLLMENT: \*  
TUITION: \*  
ROOM: \$750  
PROGRAMS: OCCUP, ACAD, CONT PROF  
ACCREDITATION: DNUR

TELEPHONE: (404) 453-4512  
CONTROL: PROTESTANT  
BOARD: \*

INSTITUTIONAL DATA NOT REPORTED

(M) FORT VALLEY STATE COLLEGE

805 STATE COLLEGE DRIVE  
FORT VALLEY 31030  
UNIT ID: 139719  
HIGHEST OFFERING: MASTERS DEGREE  
ENROLLMENT: 1,811 (57% F)  
UNDERGRAD TUITION (IN-STATE): \$1,404  
ROOM: \$950  
PROGRAMS: ACAD  
ACCREDITATION: SOUTHERN, ADVET, DIET, ENVT, TED

TELEPHONE: (912) 825-6318  
CONTROL: PUBLIC  
FICE: 001546  
GRAD TUITION: \$1,404  
BOARD: \$1,110 (19)

(M) GEORGIA COLLEGE

231 N HAMCOCK STREET  
MILLEDGEVILLE 31061  
UNIT ID: 139861  
HIGHEST OFFERING: MASTERS DEGREE  
ENROLLMENT: 3,893 (60% F)  
UNDERGRAD TUITION (IN-STATE): \$1,294  
ROOM: \$705  
PROGRAMS: ACAD  
ACCREDITATION: SOUTHERN, MUS, NUR, TED

TELEPHONE: (912) 453-4380  
CONTROL: PUBLIC  
FICE: 001602  
GRAD TUITION: \$1,294  
BOARD: \$950 (18)

FULTON DEKALB HOSP AUTHORITY GRADY MEMORIAL HOSP

80 BUTLER STREET  
ATLANTA 30335-3801  
UNIT ID: 139746  
HIGHEST OFFERING: TWO BUT LESS THAN FOUR YEARS  
ENROLLMENT: \*  
TUITION (IN-DISTRICT): \$850  
ROOM: \$900  
PROGRAMS: ACAD

TELEPHONE: (404) 509-3505  
CONTROL: PUBLIC  
NO MEAL PLAN

(M) GEORGIA INSTITUTE OF TECHNOLOGY MAIN CAMPUS

225 NORTH AVE  
ATLANTA 30332  
UNIT ID: 139755  
HIGHEST OFFERING: DOCTORS DEGREE  
ENROLLMENT: 11,494 (22% F)  
UNDERGRAD TUITION (IN-STATE): \$1,804  
ROOM: \$1,440  
PROGRAMS: ACAD  
ACCREDITATION: SOUTHERN, ARCH, BUS, ENG, ENGT

TELEPHONE: (404) 894-2000  
CONTROL: PUBLIC  
FICE: 001569  
GRAD TUITION: \$1,804  
BOARD: \$1,950

GEORGIA

115

GEORGIA

(M) GEORGIA MILITARY COLLEGE  
201 EAST GREENE STREET  
MILLEDGEVILLE 31061  
UNIT ID: 139904  
HIGHEST OFFERING: ASSOCIATES DEGREE  
ENROLLMENT: \*  
TUITION (IN-DISTRICT): \$2,335  
ROOM: \$1,437  
PROGRAMS: OCCUP.ACAD  
ACCREDITATION: \*

TELEPHONE: (912) 453-3481  
CONTROL: PUBLIC  
FICE: 001571  
BOARD: \$1,650 (19)

GRIFFIN SPALDING COUNTY VOCATIONAL TECHNICAL SCH  
501 VARSITY RD  
GRIFFIN 30223  
UNIT ID: 139906  
HIGHEST OFFERING: TWO BUT LESS THAN FOUR YEARS  
ENROLLMENT: 1,095 (51% F)

TELEPHONE: (404) 227-1322  
CONTROL: PUBLIC

INSTITUTIONAL DATA NOT REPORTED

(M) GEORGIA SOUTHERN COLLEGE  
LANDRUM BOX 8053  
STATESBORO 30460  
UNIT ID: 139931  
HIGHEST OFFERING: POST-MASTERS CERTIFICATE  
ENROLLMENT: 7,609 (55% F)  
UNDERGRAD TUITION (IN-STATE): \$1,461  
ROOM: \$925  
PROGRAMS: ACAD  
ACCREDITATION: SOUTHERN.BUS.ENGT.MUS.MUR.TED

TELEPHONE: (912) 681-8211  
CONTROL: PUBLIC  
FICE: 001572  
GRAD TUITION: \$1,401  
BOARD: \$840 (10)

(M) GUPTON JONES COLLEGE OF FUNERAL SERVICES  
288 MOUNT ZION ROAD  
ATLANTA 30354  
UNIT ID: 139995  
HIGHEST OFFERING: ASSOCIATES DEGREE  
ENROLLMENT: \*  
TUITION: \$4,200  
ROOM: \*  
PROGRAMS: ACAD  
ACCREDITATION: FUNER

TELEPHONE: (404) 761-5116  
CONTROL: \*  
FICE: 010771  
BOARD: \*

(M) GEORGIA SOUTHWESTERN COLLEGE  
WHEATLEY STREET  
AMERICUS 31709  
UNIT ID: 139764  
HIGHEST OFFERING: POST-MASTERS CERTIFICATE  
ENROLLMENT: 2,071 (61% F)  
UNDERGRAD TUITION (IN-STATE): \$1,341  
ROOM: \$825  
PROGRAMS: ACAD  
ACCREDITATION: SOUTHERN.ADMUR.MUR.TED

TELEPHONE: (912) 929-1279  
CONTROL: PUBLIC  
FICE: 001573  
GRAD TUITION: \$1,341  
BOARD: \$1,050 (20)

(M) BINNETT TECHNICAL SCHOOL  
1250 ATKINSON ROAD P.O. BOX 1505  
LAWRENCEVILLE 30246  
UNIT ID: 140012  
HIGHEST OFFERING: TWO BUT LESS THAN FOUR YEARS  
ENROLLMENT: 3,320 (52% F)  
TUITION (IN-DISTRICT): \$294  
NO DORMITORY  
PROGRAMS: OCCUP.ACAD.CONT PROF.AD BASIC  
ACCREDITATION: SOUTHERN.DA.DT.PTAA.RSTHT.RTT

TELEPHONE: (404) 942-7588  
CONTROL: PUBLIC  
FICE: 022884

NO HEAL PLAN

(M) GEORGIA STATE UNIVERSITY  
UNIVERSITY PLAZA  
ATLANTA 30303-3083  
UNIT ID: 139940  
HIGHEST OFFERING: DOCTORS DEGREE  
(ALSO OFFERS FIRST-PROFESSIONAL)  
ENROLLMENT: 21,835 (57% F)  
UNDERGRAD TUITION (IN-STATE): \$1,510  
NO DORMITORY  
PROGRAMS: ACAD.CONT PROF.REC.AD BASIC  
ACCREDITATION: SOUTHERN.ART.BUS.CLPSY.DIET.MSA.IPSY.LAW;  
NFCO.MT.MUS.MUR.PTA.RSTH.SCPHY.SM.TED

TELEPHONE: (404) 481-2000  
CONTROL: PUBLIC  
FICE: 001574  
GRAD TUITION: \$1,050  
NO HEAL PLAN

HAMILTON MED. CTR./MERSCHAL UNIV MARTIN SCH RAD TEC  
PO BOX 1148  
DALTON 30720  
UNIT ID: 140049  
HIGHEST OFFERING: TWO BUT LESS THAN FOUR YEARS  
ENROLLMENT: \*

TELEPHONE: (404) 278-2105  
CONTROL: PROFIT MAKING

INSTITUTIONAL DATA NOT REPORTED

GOLDEN AIR  
BOX 3026 MCCOLLUM AIRPORT  
KENNESAW 30144  
UNIT ID: 140043  
HIGHEST OFFERING: ASSOCIATES DEGREE  
ENROLLMENT: \*

TELEPHONE: \*  
CONTROL: PROFIT MAKING

INSTITUTIONAL DATA NOT REPORTED

(M) HEART OF GEORGIA TECHNICAL INSTITUTE  
ROUTE 5, BOX 126 A-1  
DUBLIN 31021  
UNIT ID: 140076  
HIGHEST OFFERING: TWO BUT LESS THAN FOUR YEARS  
ENROLLMENT: 1,357 (61% F)  
TUITION (IN-DISTRICT): \$327  
NO DORMITORY  
PROGRAMS: OCCUP.ACAD.AD BASIC  
ACCREDITATION: \*

TELEPHONE: (912) 275-0672  
CONTROL: PUBLIC  
FICE: 022795

NO HEAL PLAN

(M) GORDON COLLEGE  
103 COLLEGE DR  
BARNESVILLE 30204  
UNIT ID: 139948  
HIGHEST OFFERING: ASSOCIATES DEGREE  
ENROLLMENT: 1,211 (61% F)  
TUITION (IN-DISTRICT): \$924  
ROOM: \$750  
PROGRAMS: OCCUP.ACAD.CONT PROF  
ACCREDITATION: SOUTHERN.ADMUR

TELEPHONE: (404) 350-1700  
CONTROL: PUBLIC  
FICE: 001575  
BOARD: \$1,020 (17)

IMMANUEL BAPTIST COLLEGE  
PO BOX 2637  
PEACHTREE CITY 30269  
UNIT ID: 140100  
HIGHEST OFFERING: DOCTORS DEGREE  
(ALSO OFFERS FIRST-PROFESSIONAL)  
ENROLLMENT: \*  
UNDERGRAD TUITION: \$1,610  
NO DORMITORY  
PROGRAMS: ACAD  
ACCREDITATION: \*

TELEPHONE: (404) 253-1671  
CONTROL: PROTESTANT  
GRAD TUITION: \*  
NO HEAL PLAN

(H) INTERDENOMINATIONAL THEOLOGICAL CENTER  
 671 BECONITH STREET S W  
 ATLANTA 30314  
 UNIT ID: 140146  
 HIGHEST OFFERING: MASTERS DEGREE  
 (ALSO OFFERS FIRST-PROFESSIONAL)  
 ENROLLMENT: 307 (19% F)  
 ROOM: 81,451  
 PROGRAMS: ACAD  
 ACCREDITATION: \*

TELEPHONE: (999) 527-7700  
 CONTROL: PROTESTANT  
 FICE: 001568  
 GRAD TUITION: 83,070  
 BOARD: 81,050 (19)

(H) MACON JAMMER COLLEGE  
 # 3 80 AND I-475  
 MACON 31297  
 UNIT ID: 140322  
 HIGHEST OFFERING: TWO BUT LESS THAN FOUR YEARS  
 ENROLLMENT: 2,708 (61% F)  
 TUITION (IN-DISTRICT): 8873  
 NO DORMITORY  
 PROGRAMS: OCCUP.ACAD.CONT PROF.REC.AD BASIC  
 ACCREDITATION: SOUTHERN.ADMUR.DH

TELEPHONE: (912) 474-2700  
 CONTROL: PUBLIC  
 FICE: 007728  
 NO MEAL PLAN

(H) KENNESAW COLLEGE  
 PO BOX 444  
 MARIETTA 30061  
 UNIT ID: 140164  
 HIGHEST OFFERING: MASTERS DEGREE  
 ENROLLMENT: 7,275 (59% F)  
 UNDERGRAD TUITION (IN-STATE): 81,203  
 NO DORMITORY  
 PROGRAMS: ACAD  
 ACCREDITATION: SOUTHERN.ADMUR.MUS.TED

TELEPHONE: (404) 423-6000  
 CONTROL: PUBLIC  
 FICE: 001577  
 GRAD TUITION: 81,203  
 NO MEAL PLAN

(H) MACON TECHNICAL INSTITUTE  
 3308 MACON TECH DRIVE  
 MACON 31204  
 UNIT ID: 140304  
 HIGHEST OFFERING: TWO BUT LESS THAN FOUR YEARS  
 ENROLLMENT: 4,519 (39% F)  
 TUITION (IN-DISTRICT): 3400  
 NO DORMITORY  
 PROGRAMS: OCCUP.ACAD.AD BASIC  
 ACCREDITATION: \*

TELEPHONE: (912) 781-0551  
 CONTROL: PUBLIC  
 FICE: 005763  
 NO MEAL PLAN

(H) LA GRANGE COLLEGE  
 681 BROAD STREET  
 LA GRANGE 30240  
 UNIT ID: 140234  
 HIGHEST OFFERING: MASTERS DEGREE  
 ENROLLMENT: 945 (57% F)  
 UNDERGRAD TUITION: 83,585  
 ROOM: 8885  
 PROGRAMS: ACAD  
 ACCREDITATION: SOUTHERN.ADMUR

TELEPHONE: (404) 882-2911  
 CONTROL: PROTESTANT  
 FICE: 001578  
 GRAD TUITION: 82,910  
 BOARD: 81,478 (21)

(H) MASSEY BUSINESS COLLEGE  
 128 RALPH MCNILL BOULEVARD  
 ATLANTA 30358  
 UNIT ID: 140540  
 HIGHEST OFFERING: ASSOCIATES DEGREE  
 ENROLLMENT: 663 (58% F)  
 TUITION: 87,915  
 ROOM: \*  
 PROGRAMS: OCCUP.ACAD  
 ACCREDITATION: \*

TELEPHONE: (404) 872-1900  
 CONTROL: PROFIT MAKING  
 FICE: 020697  
 BOARD: \*

(H) LANIER TECHNICAL INSTITUTE  
 P.O. BOX 58  
 DAWKOOD 30944  
 UNIT ID: 140243  
 HIGHEST OFFERING: TWO BUT LESS THAN FOUR YEARS  
 ENROLLMENT: 2,438 (52% F)  
 TUITION (IN-DISTRICT): 3402  
 NO DORMITORY  
 PROGRAMS: OCCUP.ACAD.AD BASIC  
 ACCREDITATION: \*

TELEPHONE: (404) 536-0884  
 CONTROL: PUBLIC  
 FICE: 005254  
 NO MEAL PLAN

(H) MEADOWS JUNIOR COLLEGE  
 1178 BROWN AVENUE  
 COLUMBUS 31906  
 UNIT ID: 140377  
 HIGHEST OFFERING: ASSOCIATES DEGREE  
 ENROLLMENT: 388  
 TUITION: 82,520  
 ROOM: \*  
 PROGRAMS: OCCUP.ACAD.AD BASIC  
 ACCREDITATION: \*

TELEPHONE: (404) 327-7648  
 CONTROL: PROFIT MAKING  
 FICE: 029204  
 BOARD: \*

(H) LIFE CHIROPRACTIC COLLEGE  
 1269 BARCLAY CIR SUITE A  
 MARIETTA 30048  
 UNIT ID: 140252  
 HIGHEST OFFERING: FIRST-PROFESSIONAL DEGREE  
 ENROLLMENT: 1,342 (23% F)  
 NO DORMITORY  
 PROGRAMS: ACAD  
 ACCREDITATION: SOUTHERN.CHIRO

TELEPHONE: (404) 424-0534  
 CONTROL: INDEP NONPROFIT  
 FICE: 029107  
 NO MEAL PLAN

MEDICAL CENTER INCORPORATED/SCHOOL OF RAD TECH  
 718 CENTER ST. N.W. DRAM -85  
 COLUMBUS 31904-2299  
 UNIT ID: 140304  
 HIGHEST OFFERING: TWO BUT LESS THAN FOUR YEARS  
 ENROLLMENT: \*  
 TUITION: 8450  
 NO DORMITORY  
 PROGRAMS: OCCUP.ACAD  
 ACCREDITATION: RAD

TELEPHONE: (404) 571-1155  
 CONTROL: \*  
 FICE: \*  
 NO MEAL PLAN

MACKAY'S COLLEGE OF BEAUTY CULTURE  
 FRANKLIN STREET  
 MARIETTA 30043  
 UNIT ID: 140298  
 HIGHEST OFFERING: ASSOCIATES DEGREE  
 ENROLLMENT: 15  
 TUITION: 81,675  
 ROOM: \*

TELEPHONE: (404) 376-2570  
 CONTROL: PROFIT MAKING  
 BOARD: \*

MEDICAL CENTER OF CENTRAL GEORGIA  
 777 HEDLOCK ST  
 MACON 31208  
 UNIT ID: 140395  
 HIGHEST OFFERING: TWO BUT LESS THAN FOUR YEARS  
 ENROLLMENT: \*  
 TUITION (IN-DISTRICT): 3500  
 ROOM: 8100  
 PROGRAMS: ACAD

TELEPHONE: \*  
 CONTROL: PUBLIC  
 NO MEAL PLAN

(M) MEDICAL COLLEGE OF GEORGIA  
1120 FIFTEENTH STREET  
AUGUSTA 30912  
UNIT ID: 140401  
HIGHEST OFFERING: DOCTORS DEGREE  
(ALSO OFFERS FIRST-PROFESSIONAL)  
ENROLLMENT: 2,312 (47% F) FICE: 001579  
UNDERGRAD TUITION (IN-STATE): \$1,654 GRAD TUITION: \$1,654  
ROOM: \$844 NO MEAL PLAN  
PROGRAMS: ACAD,CONT PROF  
ACCREDITATION: SOUTHERN,APCP,DENT,DM,DMS,DT,MED,MRA,MT,  
NMT,NUR,OT,PTA,PTAA,RAD,ESTH,RTT

(M) MOREHOUSE SCHOOL OF MEDICINE  
720 WESTVIEW DRIVE S W  
ATLANTA 30310  
UNIT ID: 140542  
HIGHEST OFFERING: DOCTORS DEGREE  
(ALSO OFFERS FIRST-PROFESSIONAL)  
ENROLLMENT: 152 (47% F) FICE: 029297  
GRAD TUITION: \$11,500  
NO MEAL PLAN  
NO DORMITORY  
PROGRAMS: ACAD,CONT PROF  
ACCREDITATION: SOUTHERN,MED

(M) MERCER UNIVERSITY IN ATLANTA  
3001 MERCER UNIVERSITY DR  
ATLANTA 30341  
UNIT ID: 140438  
HIGHEST OFFERING: MASTERS DEGREE  
(ALSO OFFERS FIRST-PROFESSIONAL)  
ENROLLMENT: # FICE: 009419  
UNDERGRAD TUITION: \$4,905 GRAD TUITION: \$3,855  
NO DORMITORY  
PROGRAMS: ACAD,CONT PROF  
ACCREDITATION: SOUTHERN,PHAR

(M) MORRIS BROWN COLLEGE  
643 MARTIN L KING JR DR.  
ATLANTA 30314  
UNIT ID: 140571  
HIGHEST OFFERING: BACHELORS DEGREE  
ENROLLMENT: 1,354 (61% F) FICE: 001503  
TUITION: \$3,900 BOARD: \$1,200  
ROOM: \$1,400  
PROGRAMS: ACAD  
ACCREDITATION: #

(M) MERCER UNIVERSITY MAIN CAMPUS  
1400 COLEMAN AVENUE  
MACON 31207  
UNIT ID: 140447  
HIGHEST OFFERING: DOCTORS DEGREE  
(ALSO OFFERS FIRST-PROFESSIONAL)  
ENROLLMENT: # FICE: 001500  
UNDERGRAD TUITION: \$6,202 GRAD TUITION: \$2,310  
ROOM: \$1,311 BOARD: \$1,626 (7)  
PROGRAMS: ACAD  
ACCREDITATION: SOUTHERN,LAW,MED

(M) MOUTRIE TECHNICAL INSTITUTE  
P.O. BOX 28  
MOUTRIE 31774  
UNIT ID: 140599  
HIGHEST OFFERING: TWO BUT LESS THAN FOUR YEARS  
ENROLLMENT: 804 (53% F) FICE: 005255  
TUITION (IN-DISTRICT): \$300 NO MEAL PLAN  
PROGRAMS: OCCUP,ACAD,AD BASIC  
ACCREDITATION: #

(M) MIDDLE GEORGIA COLLEGE  
COCHRAN 31014  
UNIT ID: 140483  
HIGHEST OFFERING: ASSOCIATES DEGREE  
ENROLLMENT: 1,347 (55% F)  
TUITION (IN-DISTRICT): \$999  
ROOM: \$825  
PROGRAMS: ACAD  
ACCREDITATION: SOUTHERN,ADMUR

MUSIC BUSINESS INSTITUTE  
3376 PEACHTREE ROAD NE  
ATLANTA 30326  
UNIT ID: 140405  
HIGHEST OFFERING: TWO BUT LESS THAN FOUR YEARS  
ENROLLMENT: 1,268  
TUITION: \$1,740 BOARD: #  
ROOM: #  
PROGRAMS: OCCUP,CONT PROF  
ACCREDITATION: #

MIDDLE GEORGIA TECHNICAL INSTITUTE  
1311 CORDER RD  
MARIETTA 31008  
UNIT ID: 140085  
HIGHEST OFFERING: TWO BUT LESS THAN FOUR YEARS  
ENROLLMENT: 1,473 (70% F)  
TUITION (IN-DISTRICT): \$420  
NO DORMITORY NO MEAL PLAN  
PROGRAMS: OCCUP,ACAD,REC,AD BASIC  
ACCREDITATION: #

NATIONAL CENTER FOR PARALEGAL TRAINING  
5414 PEACHTREE ROAD NE,SUITE 528  
ATLANTA 30318  
UNIT ID: 140641  
HIGHEST OFFERING: #  
ENROLLMENT: #  
INSTITUTIONAL DATA NOT REPORTED

(M) MOREHOUSE COLLEGE  
830 WESTVIEW DRIVE S W  
ATLANTA 30316  
UNIT ID: 140553  
HIGHEST OFFERING: BACHELORS DEGREE  
ENROLLMENT: 2,122 (62% F)  
TUITION: \$4,420  
ROOM: \$1,846  
PROGRAMS: ACAD  
ACCREDITATION: #

(M) NORTH GEORGIA COLLEGE  
COLLEGE AVE  
DANLONERA 30597  
UNIT ID: 140669  
HIGHEST OFFERING: MASTERS DEGREE  
ENROLLMENT: 2,828 (40% F)  
UNDERGRAD TUITION (IN-STATE): \$1,305  
ROOM: \$855  
PROGRAMS: ACAD  
ACCREDITATION: SOUTHERN,ADMUR,TEC

GEORGIA

118

GEORGIA

## NORTH GEORGIA TECHNICAL INSTITUTE

GA HWY 197 / PO BOX 65  
CLARKESVILLE 30523  
UNIT ID: 140678  
HIGHEST OFFERING: TWO BUT LESS THAN FOUR YEARS  
ENROLLMENT: \*  
TUITION (IN-DISTRICT): \$364  
ROOM: \$280  
PROGRAMS: OCCUP.ACAD.CONT PROF.REC.AD BASIC  
ACCREDITATION: SOUTHERN.MLTC

TELEPHONE: (404) 754-2131  
CONTROL: PUBLIC

BOARD: \$1,260 (21)

## (M) PICKENS TECHNICAL INSTITUTE

240 BURNT MOUNTAIN ROAD  
JASPER 30143  
UNIT ID: 140809  
HIGHEST OFFERING: TWO BUT LESS THAN FOUR YEARS  
ENROLLMENT: 1,124 (53% F)  
TUITION (IN-DISTRICT): \$484  
NO DORMITORY  
PROGRAMS: OCCUP.ACAD.AD BASIC  
ACCREDITATION: \*

TELEPHONE: (404) 692-3411  
CONTROL: PUBLIC  
FICE: 004023

NO MEAL PLAN

## (M) OGLETHORPE UNIVERSITY

4484 PEACHTREE ROAD N E  
ATLANTA 30319  
UNIT ID: 140696  
HIGHEST OFFERING: MASTERS DEGREE  
ENROLLMENT: 960 (65% F)  
UNDERGRAD TUITION: \$6,700  
ROOM: \$2,310  
PROGRAMS: ACAD  
ACCREDITATION: \*

TELEPHONE: (404) 261-1441  
CONTROL: INDEP NONPROFIT

FICE: 001586  
GRAD TUITION: \*  
BOARD: \$1,040 (19)

## (M) PIEDMONT COLLEGE

P.O. BOX 607  
DENVEREST 30535  
UNIT ID: 140818  
HIGHEST OFFERING: BACHELORS DEGREE  
ENROLLMENT: 433 (50% F)  
TUITION: \$2,430  
ROOM: \$1,152  
PROGRAMS: ACAD  
ACCREDITATION: \*

TELEPHONE: (404) 778-3000  
CONTROL: PROTESTANT

FICE: 001588  
BOARD: \$1,248 (18)

## (M) PAINE COLLEGE

1235 15TH STREET  
AUGUSTA 30910  
UNIT ID: 140720  
HIGHEST OFFERING: BACHELORS DEGREE  
ENROLLMENT: 789 (61% F)  
TUITION: \$4,130  
ROOM: \$850  
PROGRAMS: ACAD.CONT PROF  
ACCREDITATION: \*

TELEPHONE: (404) 722-4471  
CONTROL: PROTESTANT

FICE: 001587  
BOARD: \$1,250 (20)

## PORTFOLIO CENTER

125 BENNETT ST. NW  
ATLANTA 30309  
UNIT ID: 140827  
HIGHEST OFFERING: TWO BUT LESS THAN FOUR YEARS  
ENROLLMENT: \*

TELEPHONE: (404) 351-8055  
CONTROL: PROFIT MAKING

INSTITUTIONAL DATA NOT REPORTED

## (M) PHILLIPS COLLEGE

745 GREENE STREET  
AUGUSTA 30901  
UNIT ID: 140766  
HIGHEST OFFERING: ASSOCIATES DEGREE  
ENROLLMENT: \*

TELEPHONE: (404) 724-7719  
CONTROL: PROFIT MAKING

FICE: 011130

INSTITUTIONAL DATA NOT REPORTED

## (M) REINHARDT COLLEGE

MALESKA 50103  
UNIT ID: 140872  
HIGHEST OFFERING: ASSOCIATES DEGREE  
ENROLLMENT: 493 (57% F)  
TUITION: \$2,905  
ROOM: \$975  
PROGRAMS: ACAD  
ACCREDITATION: \*

TELEPHONE: (404) 479-1454  
CONTROL: PROTESTANT

FICE: 001589  
BOARD: \$1,350 (21)

## (M) PHILLIPS COLLEGE

1622 13TH AVENUE  
COLUMBUS 31901  
UNIT ID: 140775  
HIGHEST OFFERING: TWO BUT LESS THAN FOUR YEARS  
ENROLLMENT: 653  
TUITION: \$5,450  
ROOM: \*  
PROGRAMS: ACAD  
ACCREDITATION: JRCB

TELEPHONE: (404) 327-4301  
CONTROL: PROFIT MAKING

FICE: 010745

BOARD: \*

## RUTLEDGE COLLEGE

571 ASHBY ST SW  
ATLANTA 30310  
UNIT ID: 140915  
HIGHEST OFFERING: \*  
ENROLLMENT: \*

TELEPHONE: (404) 351-7733  
CONTROL: \*

INSTITUTIONAL DATA NOT REPORTED

## PHILLIPS COLLEGE OF ATLANTA, NORTHSIDE

1901 MONTREAL ROAD, STE. 134  
ATLANTA 30684  
UNIT ID: 140793  
HIGHEST OFFERING: ASSOCIATES DEGREE  
ENROLLMENT: 241 (51% F)

TELEPHONE: (404) 496-8808  
CONTROL: PROFIT MAKING

INSTITUTIONAL DATA NOT REPORTED

## SALVATION ARMY SCHOOL FOR OFFICERS TRAINING

1052 STEWART AVE SW  
ATLANTA 30310  
UNIT ID: 140933  
HIGHEST OFFERING: ASSOCIATES DEGREE  
ENROLLMENT: \*

TELEPHONE: \*  
CONTROL: PROTESTANT

INSTITUTIONAL DATA NOT REPORTED

(M) SAVANNAH COLLEGE OF ART AND DESIGN  
 342 BULL STREET  
 SAVANNAH 31401  
 UNIT ID: 148951  
 HIGHEST OFFERING: MASTERS DEGREE  
 ENROLLMENT: 705 (53% F)  
 UNDERGRAD TUITION: \$5,250  
 ROOM: \$2,250  
 PROGRAMS: ACAD  
 ACCREDITATION: SOUTHERN.ARCH.FIDER

TELEPHONE: (912) 238-2487  
 CONTROL: INDEP NONPROFIT

FICE: 029258  
 GRAD TUITION: \$5,250  
 NO MEAL PLAN

SOUTH GEORGIA TECHNICAL INSTITUTE  
 PO BOX 1088  
 AMERICUS 31709  
 UNIT ID: 141006  
 HIGHEST OFFERING: TWO BUT LESS THAN FOUR YEARS  
 ENROLLMENT: 1,174 (50% F)  
 TUITION (IN-DISTRICT): \$504  
 ROOM: \$385  
 PROGRAMS: OCCUP.ACAD.REC.AD BASIC  
 ACCREDITATION: \*

TELEPHONE: (912) 928-0283  
 CONTROL: PUBLIC

BOARD: \$1,260 (17)

(M) SAVANNAH STATE COLLEGE  
 STATE COLLEGE BRANCH  
 SAVANNAH 31404  
 UNIT ID: 148948  
 HIGHEST OFFERING: MASTERS DEGREE  
 ENROLLMENT: 1,494 (54% F)  
 UNDERGRAD TUITION (IN-STATE): \$1,481  
 ROOM: \$855  
 PROGRAMS: ACAD  
 ACCREDITATION: SOUTHERN.EMGT.SM

TELEPHONE: (912) 356-2587  
 CONTROL: PUBLIC

FICE: 801598  
 GRAD TUITION: \$1,481  
 BOARD: \$1,125 (21)

(M) SOUTHERN COLLEGE OF TECHNOLOGY  
 1112 CLAY STREET  
 MARIETTA 30060  
 UNIT ID: 141897  
 HIGHEST OFFERING: MASTERS DEGREE  
 ENROLLMENT: 3,742 (16% F)  
 UNDERGRAD TUITION (IN-STATE): \$1,278  
 ROOM: \$975  
 PROGRAMS: ACAD  
 ACCREDITATION: SOUTHERN.EMGT

TELEPHONE: (404) 424-7281  
 CONTROL: PUBLIC

FICE: 801578  
 GRAD TUITION: \$1,278  
 BOARD: \$1,200 (15)

SAVANNAH TECHNICAL SCHOOL  
 5717 WHITECLUFF ROAD  
 SAVANNAH 31499  
 UNIT ID: 148942  
 HIGHEST OFFERING: ASSOCIATES DEGREE  
 ENROLLMENT: 2,653 (52% F)  
 TUITION (IN-DISTRICT): \$390  
 ROOM: \*  
 PROGRAMS: OCCUP.ACAD.AD BASIC  
 ACCREDITATION: SOUTHERN.DA.SURST

TELEPHONE: (912) 352-1464  
 CONTROL: PUBLIC

BOARD: \*

(M) SPELMAN COLLEGE  
 550 SPELMAN LANE S W  
 ATLANTA 30314  
 UNIT ID: 141868  
 HIGHEST OFFERING: BACHELORS DEGREE  
 ENROLLMENT: \*  
 TUITION: \$4,737  
 ROOM: \$1,998  
 PROGRAMS: ACAD  
 ACCREDITATION: \*

TELEPHONE: (404) 681-3645  
 CONTROL: \*

FICE: 801594  
 BOARD: \$1,490 (21)

(M) SHORTER COLLEGE  
 ROME 30161  
 UNIT ID: 148988  
 HIGHEST OFFERING: BACHELORS DEGREE  
 ENROLLMENT: 728 (61% F)  
 TUITION: \$4,336  
 ROOM: \$886  
 PROGRAMS: ACAD  
 ACCREDITATION: SOUTHERN.NUR

TELEPHONE: (404) 291-2121  
 CONTROL: PROTESTANT

FICE: 801591

BOARD: \$1,774 (21)

SMAINSBORO TECHNICAL INSTITUTE  
 281 KITEK RD  
 SMAINSBORO 30481  
 UNIT ID: 141121  
 HIGHEST OFFERING: TWO BUT LESS THAN FOUR YEARS  
 ENROLLMENT: 1,215 (65% F)  
 TUITION (IN-DISTRICT): \$380  
 NO DORMITORY  
 PROGRAMS: OCCUP.ACAD.AD BASIC  
 ACCREDITATION: \*

TELEPHONE: (912) 237-6445  
 CONTROL: PUBLIC

NO MEAL PLAN

(M) SOUTH COLLEGE  
 789 HALL BOULEVARD  
 SAVANNAH 31484  
 UNIT ID: 139879  
 HIGHEST OFFERING: ASSOCIATES DEGREE  
 ENROLLMENT: 611 (85% F)  
 TUITION: \$3,150  
 ROOM: \*  
 PROGRAMS: ACAD  
 ACCREDITATION: SOUTHERN.MAC

TELEPHONE: (912) 651-8180  
 CONTROL: PROFIT MAKING

FICE: 815839

BOARD: \*

(M) THOMAS COLLEGE  
 1541 HILLPOND ROAD  
 THOMASVILLE 31792  
 UNIT ID: 141147  
 HIGHEST OFFERING: ASSOCIATES DEGREE  
 ENROLLMENT: 328 (65% F)  
 TUITION: \$2,346  
 NO DORMITORY  
 PROGRAMS: ACAD  
 ACCREDITATION: \*

TELEPHONE: (912) 226-1621  
 CONTROL: INDEP NONPROFIT

FICE: 801555

NO MEAL PLAN

(M) SOUTH GEORGIA COLLEGE  
 DOUGLAS 31533  
 UNIT ID: 148997  
 HIGHEST OFFERING: ASSOCIATES DEGREE  
 ENROLLMENT: 854 (59% F)  
 TUITION (IN-DISTRICT): \$918  
 ROOM: \$825  
 PROGRAMS: OCCUP.ACAD.CONF PROF.REC.AD BASIC  
 ACCREDITATION: SOUTHERN.ADMR

TELEPHONE: (912) 284-1180  
 CONTROL: PUBLIC

FICE: 801592

BOARD: \$1,125 (19)

THOMAS TECHNICAL INSTITUTE  
 PO BOX 1578  
 THOMASVILLE 31799  
 UNIT ID: 141158  
 HIGHEST OFFERING: TWO BUT LESS THAN FOUR YEARS  
 ENROLLMENT: 1,821 (61% F)  
 TUITION (IN-DISTRICT): \$375  
 NO DORMITORY  
 PROGRAMS: OCCUP.ACAD.AD BASIC  
 ACCREDITATION: SOUTHERN.RAD.BSTHT

TELEPHONE: (912) 226-6428  
 CONTROL: PUBLIC

NO MEAL PLAN



(H) TOCCOA FALLS COLLEGE  
 TOCCOA FALLS 30598  
 UNIT ID: 141185  
 HIGHEST OFFERING: BACHELORS DEGREE  
 ENROLLMENT: 635 (442 F)  
 TUITION: \$5,700  
 ROOM: \$1,876  
 PROGRAMS: ACAD  
 ACCREDITATION: \*

TELEPHONE: (404) 894-4831  
 CONTROL: PROTESTANT  
 FICE: 001596  
 BOARD: \$1,400 (21)

(H) MAYCROSS COLLEGE  
 2001 FRANCIS STREET  
 MAYCROSS 31501  
 UNIT ID: 141507  
 HIGHEST OFFERING: ASSOCIATES DEGREE  
 ENROLLMENT: 546 (462 F)  
 TUITION (IN-DISTRICT): \$882  
 NO DORMITORY  
 PROGRAMS: ACAD,AD BASIC  
 ACCREDITATION: \*

TELEPHONE: (912) 285-6130  
 CONTROL: PUBLIC  
 FICE: 029028  
 NO MEAL PLAN

(H) TRUETT MCCONNELL COLLEGE  
 ROUTE 5 BOX 5329  
 CLEVELAND 30520  
 UNIT ID: 141237  
 HIGHEST OFFERING: ASSOCIATES DEGREE  
 ENROLLMENT: 1,014 (512 F)  
 TUITION: \$5,860  
 ROOM: \$795  
 PROGRAMS: OCCUP,ACAD  
 ACCREDITATION: SOUTHERN,MUS

TELEPHONE: (404) 845-2154  
 CONTROL: PROTESTANT  
 FICE: 001597  
 BOARD: \$1,140 (19)

(H) MESLEYAN COLLEGE  
 4766 FORSYTH ROAD  
 MACON 31297  
 UNIT ID: 141325  
 HIGHEST OFFERING: BACHELORS DEGREE  
 ENROLLMENT: 424 (1062 F)  
 TUITION: \$5,425  
 ROOM: \$1,165  
 PROGRAMS: ACAD  
 ACCREDITATION: SOUTHERN,MUS

TELEPHONE: (912) 477-1110  
 CONTROL: PROTESTANT  
 FICE: 001600  
 BOARD: \$2,000 (20)

(H) UNIVERSITY OF GEORGIA  
 ATHENS 30602  
 UNIT ID: 139959  
 HIGHEST OFFERING: DOCTORS DEGREE  
 (ALSO OFFERS FIRST-PROFESSIONAL)  
 ENROLLMENT: 25,498 (532 F)  
 UNDERGRAD TUITION (IN-STATE): \$1,770  
 ROOM: \$1,650  
 PROGRAMS: ACAD  
 ACCREDITATION: SOUTHERN,ART,AUD,BUS,CLPSY,DIET,ENG,FIDEN,  
 FOR,LAN,LSAR,MUS,PHAR,SP,SM,TED,THEA,VET

TELEPHONE: (404) 542-3030  
 CONTROL: PUBLIC  
 FICE: 001598  
 GRAD TUITION: \$1,770  
 BOARD: \$1,353 (20)

(H) WEST GEORGIA COLLEGE  
 CARROLLTON 30110  
 UNIT ID: 141334  
 HIGHEST OFFERING: MASTERS DEGREE  
 ENROLLMENT: 6,155 (608 F)  
 UNDERGRAD TUITION (IN-STATE): \$1,401  
 ROOM: \$994  
 PROGRAMS: ACAD  
 ACCREDITATION: SOUTHERN,ADMN,BUS,MUS,TED

TELEPHONE: (404) 834-6580  
 CONTROL: PUBLIC  
 FICE: 001601  
 GRAD TUITION: \$1,401  
 BOARD: \$996 (15)

(H) UPSON TECHNICAL INSTITUTE  
 P O BOX 1004/US HWY 19 SOUTH  
 THOMASTON 30706  
 UNIT ID: 248794  
 HIGHEST OFFERING: TWO BUT LESS THAN FOUR YEARS  
 ENROLLMENT: \*  
 TUITION (IN-DISTRICT): \$275  
 NO DORMITORY  
 PROGRAMS: OCCUP,ACAD  
 ACCREDITATION: \*

TELEPHONE: (404) 647-9616  
 CONTROL: PUBLIC  
 FICE: 005613  
 NO MEAL PLAN

WEST GEORGIA TECH INSTITUTE  
 383 FORT DRIVE  
 LA GRANGE 30240  
 UNIT ID: 141228  
 HIGHEST OFFERING: TWO BUT LESS THAN FOUR YEARS  
 ENROLLMENT: 388 (552 F)  
 TUITION (IN-DISTRICT): \$304  
 NO DORMITORY  
 PROGRAMS: OCCUP,ACAD  
 ACCREDITATION: \*

TELEPHONE: (404) 882-2510  
 CONTROL: PUBLIC  
 FICE: 001602  
 NO MEAL PLAN

(H) VALDOSTA STATE COLLEGE  
 NORTH PATTERSON  
 VALDOSTA 31698  
 UNIT ID: 141264  
 HIGHEST OFFERING: POST-MASTERS CERTIFICATE  
 ENROLLMENT: 6,571 (582 F)  
 UNDERGRAD TUITION (IN-STATE): \$1,653  
 ROOM: \$755  
 PROGRAMS: ACAD  
 ACCREDITATION: SOUTHERN,BUS,BUSA,MUS,MUR,TED

TELEPHONE: (912) 333-6800  
 CONTROL: PUBLIC  
 FICE: 001599  
 GRAD TUITION: \$1,653  
 BOARD: \$1,000 (20)

(H) YOUNG HARRIS COLLEGE  
 PO BOX 98  
 YOUNG HARRIS 30682  
 UNIT ID: 141361  
 HIGHEST OFFERING: ASSOCIATES DEGREE  
 ENROLLMENT: 471 (462 F)  
 TUITION: \$2,925  
 ROOM: \$1,050  
 PROGRAMS: ACAD  
 ACCREDITATION: \*

TELEPHONE: (404) 379-3111  
 CONTROL: PROTESTANT  
 FICE: 001604  
 BOARD: \$1,575 (21)

(H) VALDOSTA TECHNICAL INSTITUTE  
 RT 1 BOX 202 VAL TECH ROAD  
 VALDOSTA 31682  
 UNIT ID: 141255  
 HIGHEST OFFERING: TWO BUT LESS THAN FOUR YEARS  
 ENROLLMENT: 1,445 (572 F)  
 TUITION (IN-DISTRICT): \$443  
 NO DORMITORY  
 PROGRAMS: OCCUP,ACAD,AD BASIC  
 ACCREDITATION: SOUTHERN,RTT

TELEPHONE: (912) 333-2180  
 CONTROL: PUBLIC  
 FICE: 005256  
 NO MEAL PLAN

**CROSS KEYS CHRISTIAN ACADEMY**  
KINDERGARTEN & DAY CARE CENTER  
2048 Jeffersonville Rd. 746-3225

**FIRST PRESBYTERIAN DAY SCHOOL**  
Pre-School Thru 12th Grade  
5671 CALVIN DR. 477-6505

**GEORGIA DRIVING SCHOOL**  
See Our Ad At Driving Instruction 788-0066  
2530 Rocky Creek Rd  
Gilead Christian Academy 788-0066  
1931 Rocky Creek Rd  
(Please See Our Display Ad This Page)

**M A EVANS GRADE SCHOOL**  
Kindergarten - First Grade  
State Certified Teachers  
345 Edwards Ave. 745-0333

**MIDDLE GEORGIA CHRISTIAN SCHOOLS INC**

THIRD CHILD FREE  
CHRISTIAN ENVIRONMENT  
SEKA CURRICULUM  
KINDERGARTEN &  
ELEMENTARY  
KINDERGARTEN - 5<sup>TH</sup>  
GRADES 1-9  
DAY CARE AVAILABLE  
ACROSS FROM SOUTHWEST  
HIGH SCHOOL

1686 Williamson Rd. 788-0774


**MOUNT DESALES ACADEMY**  
Catholic High School And  
Middle School  
831 Orange St. 751-3240

**PROGRESSIVE CHRISTIAN ACADEMY**  
PRE-SCHOOL 3 & 5 YR OLDS  
GRADES 1 THRU 5  
EXCELLENT STAFF  
151 Madison St. 742-3134

WITH TRAINING FOR BOTH MEN & WOMEN  
1034 Gray Hwy 746-3243

**MACON TECHNICAL INSTITUTE**

Technical Training  
22 Diploma Programs  
Continuing Education Courses  
Economic Development  
Financial Aid  
Job Placement Assistance  
Microcomputer Training Center  
Working for Georgia's Future...MTI



**MACON TECHNICAL INSTITUTE**  
7300 Macon Tech Dr. 781-0551

**MITCHELL WINDHAM ACADEMY OF COSMETOLOGY INC**  
4159 Houston Av. 788-6732

**Schools-Medical & Dental Assistants & Technicians**

**CRANDALL JUNIOR COLLEGE**  
2490 Riverside Dr. 745-6593


**Schools-Private**

Barker Estarance Driver Improvement Clinic-001-00C 500 1st St. 745-0006

**BRIARWOOD CHRISTIAN ACADEMY**  
K - 4 - 12  
EXCELLENT STAFF  
CALL FOR INFORMATION  
800 Lackey Dr. 781-9498

**CENTRAL FELLOWSHIP CHRISTIAN ACADEMY**

- Fully Accredited
- A Beta Curriculum
- College Prep
- Music, Band, Chorus
- Computer Science
- Bus Transportation



K4 & K5 GRADE 1-12  
Dr. S. L. Sherrill, President

"FOR INFORMATION CALL"

**CENTRAL FELLOWSHIP CHRISTIAN ACADEMY**  
8480 HAWKINSVILLE RD. 788-6365

Central Fellowship Christian Academy  
8460 Hawkinsville Rd. 788-6909

Covenant Academy 595 Wimbush Rd. 471-0285


Cross-Keys Christian Academy  
Kindergarten - 12th Grade

2048 Jeffersonville Rd. 746-3224

List each branch of your business at the proper heading in the SOUTHERN BELL YELLOW PAGES.

**SOUTHERN BELL YELLOW PAGES**  
advertising is a simple, economical way to attract more business. List your name and the things you sell where prospective customers will first see them—in the SOUTHERN BELL YELLOW PAGES.

There is always a convenient source of information in the SOUTHERN BELL YELLOW PAGES.



## Crandall Junior College

### "The Career College"


—Associate Degrees—

- Business Administration
- Marketing Management
- Data Processing
- Secretarial Science
- Medical Administration
- Substance Abuse Rehabilitation Assisting


—Diploma Programs—

- Word Processing
- Computer Operations
- Computer Programming
- Medical Office Assistant
- General Office
- Secretarial Executive, Legal & Medical
- Substance Abuse Rehabilitation Assisting

An Approved School Under the GA Postsecondary Educational Authorization Act Certificate No. 11



JOB PLACEMENT ASSISTANCE  
DAY & EVENING CLASSES  
APPROVED FOR VETERANS TRAINING  
OVER 90 PHILLIPS COLLEGES  
LOCATED NATIONWIDE



# 745-6593

2490 Riverside Drive  
Macon, GA 31204

**Business & Industry**

**MAKTA**  
VISION OF  
INSTITUTE  
NE Atlanta 404-321-0809  
Macon 490 Poplar St. 743-4410

**Fashion; Dressing, Etc.**

**Business & Vocational**

**Industrial & Trade**

**TRAINING SCHOOL OF**  
Travel Agents/Airlines  
Atlanta & Jacksonville  
Then 800 541-0238

**TRAILER TRAINING**  
8555  
FREE ANYTIME



**DRIVER**  
C-001-00C  
Instruction 745-0006

**LEGE**  
745-1591  
745-6383

**TECHNOLOGY**  
800 247-7800

**SOUTHERN BELL**  
You may be surprised  
can be to you.

## Christian Academy

IN A FIRM FOUNDATION



FINE ARTS PROGRAM • COLLEGE PREP  
CAFETERIA • COMPUTER COURSES

## NURSING ASSISTANT    SECURITY OFFICER

Two of The Country's Fastest Growing Careers!

- Classes now forming... Call today
- Job Placement Assistance
- Flexible Class Schedules

Americo Technical Careers

01 98-186 | 11 | 97-88 | 5 100

**NATIONAL CENTER FOR EDUCATION STATISTICS**

1987-88

# DIRECTORY

OF  
POSTSECONDARY  
INSTITUTIONS

VOLUME **1**

4-YEAR AND 2-YEAR

---

U.S. Department of Education  
Office of Educational Research and Improvement CS 88-208-1

(M) AMERICAN COLLEGE FOR THE APPLIED ARTS  
 2220 PEACHTREE RD NE  
 ATLANTA 30326  
 UNIT ID: 138725  
 HIGHEST OFFERING: BACHELORS DEGREE  
 ENROLLMENT: \*  
 TUITION: \$5,150  
 ROOM: \$2,925  
 PROGRAMS: ACAD  
 ACCREDITATION: \*

TELEPHONE: (404) 221-8000  
 CONTROL: PROFIT MAKING  
 FICE: 021156  
 NO MEAL PLAN

ATHENS AREA TECHNICAL INSTITUTE  
 US HIGHWAY 29 NORTH  
 ATHENS 30610  
 UNIT ID: 244811  
 HIGHEST OFFERING: TWO BUT LESS THAN FOUR YEARS  
 ENROLLMENT: \*  
 TUITION (IN-DISTRICT): \$126  
 NO DORMITORY  
 PROGRAMS: OCCUP.ACAD.REC.AD BASIC  
 ACCREDITATION: SOUTHERN.BBT

TELEPHONE: (404) 544-2242  
 CONTROL: PUBLIC  
 NO MEAL PLAN

AMERICAN INSTITUTE OF BANKING  
 34 PEACHTREE ST., RM SUITE 2170  
 ATLANTA 30303  
 UNIT ID: 138734  
 HIGHEST OFFERING: TWO BUT LESS THAN FOUR YEARS  
 ENROLLMENT: 1,300

TELEPHONE: (404) 524-4125  
 CONTROL: \*

ATLANTA AREA TECHNICAL SCHOOL  
 1560 STEWART AVENUE SW  
 ATLANTA 30310  
 UNIT ID: 138840  
 HIGHEST OFFERING: TWO BUT LESS THAN FOUR YEARS  
 ENROLLMENT: 4,757 (49% F)

TELEPHONE: (404) 758-9451  
 CONTROL: PUBLIC

INSTITUTIONAL DATA NOT REPORTED

INSTITUTIONAL DATA NOT REPORTED

(M) ANDREU COLLEGE  
 COLLEGE STREET  
 CUTHBERT 31740  
 UNIT ID: 138761  
 HIGHEST OFFERING: ASSOCIATES DEGREE  
 ENROLLMENT: 143 (55% F)  
 TUITION: \$2,410  
 ROOM: \$1,245  
 PROGRAMS: ACAD  
 ACCREDITATION: \*

TELEPHONE: (912) 732-2171  
 CONTROL: PROTESTANT  
 FICE: 001545  
 BOARD: \$1,575 (20)

(M) ATLANTA CHRISTIAN COLLEGE  
 2405 BEN HILL ROAD  
 EAST POINT 30344  
 UNIT ID: 138860  
 HIGHEST OFFERING: BACHELORS DEGREE  
 ENROLLMENT: \*  
 TUITION: \$2,502  
 ROOM: \$700  
 PROGRAMS: ACAD  
 ACCREDITATION: \*

TELEPHONE: (404) 761-0861  
 CONTROL: PROTESTANT  
 FICE: 001547  
 BOARD: \$1,650 (20)

(M) ARMSTRONG STATE COLLEGE  
 11935 ABERCORN STREET  
 SAVANNAH 31419  
 UNIT ID: 138789  
 HIGHEST OFFERING: POST-MASTERS CERTIFICATE  
 ENROLLMENT: 2,732 (45% F)  
 UNDERGRAD TUITION (IN-STATE): \$1,269  
 ROOM: \$1,410  
 PROGRAMS: ACAD,AD BASIC  
 ACCREDITATION: SOUTHERN,ADNUR,DN,HRT,HT,MUS,NUR,RSTH,RTT,  
 TED

TELEPHONE: (912) 927-5211  
 CONTROL: PUBLIC  
 FICE: 001846  
 GRAD TUITION: \$1,269  
 BOARD: \$1,095 (15)

(M) ATLANTA COLLEGE OF ART  
 1200 PEACHTREE ST N E  
 ATLANTA 30309  
 UNIT ID: 138877  
 HIGHEST OFFERING: BACHELORS DEGREE  
 ENROLLMENT: \*  
 TUITION: \$5,000  
 ROOM: \$2,000  
 PROGRAMS: ACAD  
 ACCREDITATION: SOUTHERN.ART

TELEPHONE: (404) 898-1164  
 CONTROL: INDEP NONPROFIT  
 FICE: 001549  
 NO MEAL PLAN

(M) ART INSTITUTE ATLANTA  
 3376 PEACHTREE ROAD N E  
 ATLANTA 30326  
 UNIT ID: 138813  
 HIGHEST OFFERING: TWO BUT LESS THAN FOUR YEARS  
 ENROLLMENT: 1,248  
 TUITION: \$15,000  
 ROOM: \*  
 PROGRAMS: OCCUP.ACAD,CONT PROF  
 ACCREDITATION: \*

TELEPHONE: (404) 266-1341  
 CONTROL: PROFIT MAKING  
 FICE: 029107  
 BOARD: \*

ATLANTA COLLEGE OF MEDICAL-DENTAL CAREERS  
 1240 W PEACHTREE STREET NW  
 ATLANTA 30309  
 UNIT ID: 138886  
 HIGHEST OFFERING: TWO BUT LESS THAN FOUR YEARS  
 ENROLLMENT: \*

TELEPHONE: (404) 875-1981  
 CONTROL: PROFIT MAKING

INSTITUTIONAL DATA NOT REPORTED

ARTISTIC BEAUTY COLLEGE  
 1207 ROYAL DRIVE  
 CONYERS 30207  
 UNIT ID: 138822  
 HIGHEST OFFERING: ASSOCIATES DEGREE  
 ENROLLMENT: 15  
 TUITION: \$1,675  
 ROOM: \*  
 PROGRAMS: OCCUP.ACAD,CONT PROF  
 ACCREDITATION: \*

TELEPHONE: (404) 922-7653  
 CONTROL: PROFIT MAKING  
 BOARD: \*

(M) ATLANTA JUNIOR COLLEGE  
 1410 STEWART AVENUE S W  
 ATLANTA 30310  
 UNIT ID: 138901  
 HIGHEST OFFERING: ASSOCIATES DEGREE  
 ENROLLMENT: 1,281 (54% F)  
 TUITION (IN-DISTRICT): \$844  
 NO DORMITORY  
 PROGRAMS: ACAD,AD BASIC  
 ACCREDITATION: \*

TELEPHONE: (404) 656-4441  
 CONTROL: PUBLIC  
 FICE: 012145  
 NO MEAL PLAN

ATLANTA LAW SCHOOL  
56 TENTH ST NE  
ATLANTA 30309  
UNIT ID: 138910  
HIGHEST OFFERING: MASTERS DEGREE  
(ALSO OFFERS FIRST-PROFESSIONAL)  
ENROLLMENT: \*  
ROOM: \*  
PROGRAMS: ACAD  
ACCREDITATION: \*

TELEPHONE: (404) 872-0990  
CONTROL: \*  
GRAD TUITION: \$1,350  
BOARD: \*

(M) BERRY COLLEGE  
MOUNT BERRY STATION  
ROME 30149  
UNIT ID: 139144  
HIGHEST OFFERING: POST-MASTERS CERTIFICATE  
ENROLLMENT: 1,529 (63% F)  
UNDERGRAD TUITION: \$4,965  
ROOM: \$1,170  
PROGRAMS: ACAD, REC  
ACCREDITATION: SOUTHERN, MUS, TED

TELEPHONE: (404) 292-5074  
CONTROL: INDEP NONPROFIT  
FICE: 001554  
GRAD TUITION: \$4,965  
BOARD: \$1,410 (10)

(M) ATLANTA UNIVERSITY  
223 JAMES P BRANLEY DRIVE SW  
ATLANTA 30314  
UNIT ID: 138947  
HIGHEST OFFERING: DOCTORS DEGREE  
ENROLLMENT: 1,074 (57% F)  
ROOM: \$1,450  
PROGRAMS: ACAD, CONT PROF  
ACCREDITATION: SOUTHERN, BUS, LIB, SH, TED

TELEPHONE: (404) 652-8400  
CONTROL: INDEP NONPROFIT  
FICE: 001551  
GRAD TUITION: \$3,820  
NO NEAL PLAN

BEULAH HEIGHTS BIBLE COLLEGE  
892-904 BERNE ST SE  
ATLANTA 30316  
UNIT ID: 139153  
HIGHEST OFFERING: BACHELORS DEGREE  
ENROLLMENT: 92 (24% F)  
TUITION: \$1,120  
ROOM: \$840  
PROGRAMS: ACAD  
ACCREDITATION: \*

TELEPHONE: (404) 627-5279  
CONTROL: PROTESTANT  
BOARD: \$610 (15)

(M) AUGUSTA COLLEGE  
2500 HALTON WAY  
AUGUSTA 30910  
UNIT ID: 138983  
HIGHEST OFFERING: POST-MASTERS CERTIFICATE  
ENROLLMENT: 4,100 (62% F)  
UNDERGRAD TUITION (IN-STATE): \$1,259  
NO DORMITORY  
PROGRAMS: ACAD  
ACCREDITATION: SOUTHERN, ADMUR, MUS, TED

TELEPHONE: (404) 737-1400  
CONTROL: PUBLIC  
FICE: 001552  
GRAD TUITION: \$1,259  
BOARD: \*

(M) BRIDMAN COLLEGE  
204 BOULEVARD  
GAINESVILLE 30601  
UNIT ID: 139199  
HIGHEST OFFERING: MASTERS DEGREE  
ENROLLMENT: 1,790 (64% F)  
UNDERGRAD TUITION: \$5,304  
ROOM: \*  
PROGRAMS: ACAD, CONT PROF, REC  
ACCREDITATION: SOUTHERN, MUR

TELEPHONE: (404) 534-6299  
CONTROL: INDEP NONPROFIT  
FICE: 001554  
GRAD TUITION: \*  
BOARD: \*

(M) BAINBRIDGE COLLEGE  
HIGHWAY 84 EAST  
BAINBRIDGE 31717  
UNIT ID: 139010  
HIGHEST OFFERING: ASSOCIATES DEGREE  
ENROLLMENT: 707 (59% F)  
TUITION (IN-DISTRICT): \$848  
NO DORMITORY  
PROGRAMS: OCCUP, ACAD, REC, AD BASIC  
ACCREDITATION: \*

TELEPHONE: (912) 246-7941  
CONTROL: PUBLIC  
FICE: 011074  
NO NEAL PLAN

(M) BREWTON-PARKER COLLEGE  
MOUNT VERNON 30445  
UNIT ID: 139208  
HIGHEST OFFERING: BACHELORS DEGREE  
ENROLLMENT: 1,259 (49% F)  
TUITION: \$2,475  
ROOM: \$840  
PROGRAMS: ACAD, AD BASIC  
ACCREDITATION: \*

TELEPHONE: (912) 583-2241  
CONTROL: PROTESTANT  
FICE: 001557  
BOARD: \$1,020 (20)

(M) BAUDER FASHION COLLEGE  
1500 PEACHTREE ROAD N E  
ATLANTA 30326  
UNIT ID: 139074  
HIGHEST OFFERING: \*  
ENROLLMENT: \*

TELEPHONE: (404) 237-7573  
CONTROL: \*  
FICE: 011574

BROWN COLLEGE OF COURT REPORTING  
1778 PEACHTREE ST NW 8220 SOUTH  
ATLANTA 30309  
UNIT ID: 139214  
HIGHEST OFFERING: TWO BUT LESS THAN FOUR YEARS  
ENROLLMENT: 229 (93% F)  
TUITION: \$2,858  
ROOM: \*  
PROGRAMS: OCCUP  
ACCREDITATION: \*

TELEPHONE: (404) 874-1227  
CONTROL: PROFIT MAKING  
BOARD: \*

INSTITUTIONAL DATA NOT REPORTED

(M) BEN HILL-IRWIN TECHNICAL INSTITUTE  
P.O. BOX 1049  
FITZGERALD 31750  
UNIT ID: 139126  
HIGHEST OFFERING: TWO BUT LESS THAN FOUR YEARS  
ENROLLMENT: 531 (59% F)

TELEPHONE: (912) 468-7487  
CONTROL: PUBLIC  
FICE: 009183

(M) BRUNSWICK COLLEGE  
ALAMA AT FOURTH STREET  
BRUNSWICK 31523  
UNIT ID: 139258  
HIGHEST OFFERING: TWO BUT LESS THAN FOUR YEARS  
ENROLLMENT: 1,257 (56% F)  
TUITION (IN-DISTRICT): \$969  
NO DORMITORY  
PROGRAMS: OCCUP, ACAD, CONT PROF, REC, AD BASIC  
ACCREDITATION: SOUTHERN, ADMUR, MLTAD, RAD

TELEPHONE: (912) 264-7255  
CONTROL: PUBLIC  
FICE: 001558  
NO NEAL PLAN

INSTITUTIONAL DATA NOT REPORTED

(M) COLUMBUS COLLEGE  
 497 S HIGHWAY 16  
 COLUMBUS 30117  
 UNIT ID: 139278  
 HIGHEST OFFERING: TWO BUT LESS THAN FOUR YEARS  
 ENROLLMENT: 1,519 (662 F)  
 TUITION (IN-DISTRICT): \$572  
 NO DOMINION  
 PROGRAMS: OCCUP, ACAD, CONT PROF, BACC  
 ACCREDITATION: SOUTHERN, ADMIN, DIST, MUS, ASTH, TED

(M) COLUMBUS TECHNICAL INSTITUTE  
 728 45TH STREET  
 COLUMBUS 31906  
 UNIT ID: 139337  
 HIGHEST OFFERING: TWO BUT LESS THAN FOUR YEARS  
 ENROLLMENT: 3,762 (572 F)  
 TUITION (IN-DISTRICT): \$393  
 NO HEALTH PLAN  
 PROGRAMS: OCCUP, ACAD, AD BASIC  
 ACCREDITATION: S

(M) CARVER SIBLE INSTITUTE AND COLLEGE  
 PO BOX 6315  
 ATLANTA 30302  
 UNIT ID: 139287  
 HIGHEST OFFERING: BACHELORS DEGREE  
 ENROLLMENT: 4  
 TUITION: \$1,211  
 ROOM: \$716  
 PROGRAMS: ACAD  
 ACCREDITATION: S

(M) CHATTAHOOCHEE TECHNICAL INSTITUTE  
 960 SOUTH COBB DRIVE  
 MARIETTA 30060  
 UNIT ID: 140331  
 HIGHEST OFFERING: ASSOCIATES DEGREE  
 ENROLLMENT: 2,286 (672 F)  
 TUITION (IN-DISTRICT): \$576  
 NO DOMINION  
 PROGRAMS: OCCUP, ACAD, AD BASIC  
 ACCREDITATION: S

(M) CLARK COLLEGE  
 266 CHESTNUT STREET S W  
 ATLANTA 30316  
 UNIT ID: 139302  
 HIGHEST OFFERING: BACHELORS DEGREE  
 ENROLLMENT: 1,250 (672 F)  
 TUITION: \$4,465  
 ROOM: \$1,470  
 PROGRAMS: ACAD  
 ACCREDITATION: SOUTHERN, ME, DIST, PTA, ASTH, BM

(M) CLAYTON STATE COLLEGE  
 P O BOX 286-9900 LEE ST  
 MARIETTA 30268  
 UNIT ID: 139211  
 HIGHEST OFFERING: BACHELORS DEGREE  
 ENROLLMENT: 1,285 (582 F)  
 TUITION (IN-STATE): S  
 NO DOMINION  
 PROGRAMS: OCCUP, ACAD, AD BASIC  
 ACCREDITATION: S

(M) CONANT COLLEGE  
 LOCKPORT NY 10750  
 UNIT ID: 139292  
 HIGHEST OFFERING: BACHELORS DEGREE  
 ENROLLMENT: 541 (512 F)  
 TUITION: \$5,500  
 ROOM: \$1,270  
 PROGRAMS: ACAD  
 ACCREDITATION: S

(M) CORSA VALLEY TECHNICAL INSTITUTE  
 112 HENLOCK STREET  
 NORFOLK 20161  
 UNIT ID: 139304  
 HIGHEST OFFERING: TWO BUT LESS THAN FOUR YEARS  
 ENROLLMENT: 1,472 (612 F)  
 TUITION (IN-DISTRICT): \$339  
 NO HEALTH PLAN  
 PROGRAMS: OCCUP, ACAD, AD BASIC  
 ACCREDITATION: S

(M) CRAWFORD JUNIOR COLLEGE  
 1283 ADAMS STREET  
 MARIETTA 30261  
 UNIT ID: 139499  
 HIGHEST OFFERING: TWO BUT LESS THAN FOUR YEARS  
 ENROLLMENT: 788  
 TUITION: \$6,200  
 ROOM: S  
 PROGRAMS: ACAD  
 ACCREDITATION: S

(M) CLAYTON STATE COLLEGE  
 P O BOX 286-9900 LEE ST  
 MARIETTA 30268  
 UNIT ID: 139211  
 HIGHEST OFFERING: BACHELORS DEGREE  
 ENROLLMENT: 1,285 (582 F)  
 TUITION (IN-STATE): S  
 NO DOMINION  
 PROGRAMS: OCCUP, ACAD, AD BASIC  
 ACCREDITATION: S

(M) COLUMBIA THEOLOGICAL SEMINARY  
 BOX 520 701 COLUMBIA DR  
 DECATUR 30031  
 UNIT ID: 139248  
 HIGHEST OFFERING: DOCTORS DEGREE  
 ENROLLMENT: 526 (222 F)  
 TUITION: \$2,850  
 BOARD: \$1,255 (18)  
 PROGRAMS: ACAD, CONT PROF  
 ACCREDITATION: S

(M) CRAWFORD N LEAD HOSPITAL SCHOOL  
 545 N PEACOCK STREET  
 ATLANTA 30308  
 UNIT ID: 139418  
 HIGHEST OFFERING: S  
 ENROLLMENT: S  
 INSTITUTIONAL DATA NOT REPORTED

24-2

CLAMPFORD H LONG HOSPITAL SCHOOL OF NURSING  
 15 LINDEH AVE NE  
 ATLANTA 30308  
 UNIT ID: 139427  
 HIGHEST OFFERING: \*  
 ENROLLMENT: \*

TELEPHONE: \*  
 CONTROL: \*

INSTITUTIONAL DATA NOT REPORTED

DEKALS COMMUNITY COLLEGE  
 2101 HOPACK ROAD  
 DUNWOODY 30128  
 UNIT ID: 244455  
 HIGHEST OFFERING: \*  
 ENROLLMENT: \*

TELEPHONE: \*  
 CONTROL: \*

INSTITUTIONAL DATA NOT REPORTED

(M) DALTON JUNIOR COLLEGE  
 213 COLLEGE DR  
 DALTON 30720  
 UNIT ID: 139463  
 HIGHEST OFFERING: ASSOCIATES DEGREE  
 ENROLLMENT: 1,448 (56% F)  
 TUITION (IN-DISTRICT): 2834  
 NO DORMITORY  
 PROGRAMS: OCCUP.ACAD.CONT PROF.REC.AD BASIC  
 ACCREDITATION: \*

TELEPHONE: (404) 278-3113  
 CONTROL: PUBLIC  
 FICE: 003956

NO MEAL PLAN

(M) DEKALS TECHNICAL INSTITUTE  
 495 N. INDIAN CREEK DRIVE  
 CLARKSTON 30021  
 UNIT ID: 244446  
 HIGHEST OFFERING: TWO BUT LESS THAN FOUR YEARS  
 ENROLLMENT: \*  
 TUITION (IN-DISTRICT): 9170  
 NO DORMITORY  
 PROGRAMS: OCCUP.ACAD.AD BASIC  
 ACCREDITATION: SOUTHERN.MLTAG.SURGT

TELEPHONE: (404) 297-9522  
 CONTROL: PUBLIC  
 FICE: 005622

NO MEAL PLAN

DBA ANTIOCH SCHOOLS BIBLE INST  
 2111 AUSTELL  
 MARIETTA 30060  
 UNIT ID: 139490  
 HIGHEST OFFERING: DOCTORS DEGREE  
 ENROLLMENT: \*

TELEPHONE: \*  
 CONTROL: OTHER RELIGIOUS

INSTITUTIONAL DATA NOT REPORTED

(M) DEVRY INSTITUTE OF TECHNOLOGY  
 258 N. ARCADIA  
 DECATUR 30030  
 UNIT ID: 139533  
 HIGHEST OFFERING: BACHELORS DEGREE  
 ENROLLMENT: 3,823 (19% F)  
 TUITION: 35,985  
 NO DORMITORY  
 PROGRAMS: ACAD  
 ACCREDITATION: SOUTHERN.ENST.MATTS

TELEPHONE: (404) 292-7900  
 CONTROL: PROFIT MAKING

FICE: 009224

NO MEAL PLAN

DE KALS GENERAL HOSP SCHOOL OF RADIOLOGICAL TECHN  
 2701 N DECATUR ROAD  
 DECATUR 30033  
 UNIT ID: 139515  
 HIGHEST OFFERING: TWO BUT LESS THAN FOUR YEARS  
 ENROLLMENT: 15 (67% F)  
 TUITION: 4200  
 ROOM: \*  
 PROGRAMS: OCCUP.ACAD  
 ACCREDITATION: \*

TELEPHONE: (404) 292-4444  
 CONTROL: \*

BOARD: \*

ECHEVERRIA INSTITUTE OF COSMETOLOGY  
 842 N HIGHLAND AVE NE  
 ATLANTA 30306  
 UNIT ID: 139597  
 HIGHEST OFFERING: TWO BUT LESS THAN FOUR YEARS  
 ENROLLMENT: 50  
 TUITION: 63,900  
 ROOM: \*  
 PROGRAMS: OCCUP.ACAD.CONT PROF  
 ACCREDITATION: \*

TELEPHONE: (404) 872-4622  
 CONTROL: PROFIT MAKING

BOARD: \*

(M) DEKALS COLLEGE  
 1251 PANTHERSVILLE ROAD  
 DECATUR 30054  
 UNIT ID: 244437  
 HIGHEST OFFERING: ASSOCIATES DEGREE  
 ENROLLMENT: \*  
 TUITION (IN-DISTRICT): 8079  
 NO DORMITORY  
 PROGRAMS: ACAD.REC  
 ACCREDITATION: SOUTHERN.ADMUR.DM

TELEPHONE: (404) 244-8990  
 CONTROL: PUBLIC

FICE: 029426

NO MEAL PLAN

(M) EMANUEL COUNTY JUNIOR COLLEGE  
 237 THOMPEN DR.  
 SHALMESBORO 30481  
 UNIT ID: 139621  
 HIGHEST OFFERING: ASSOCIATES DEGREE  
 ENROLLMENT: 484 (65% F)  
 TUITION (IN-DISTRICT): 8079  
 NO DORMITORY  
 PROGRAMS: ACAD.REC.AD BASIC  
 ACCREDITATION: \*

TELEPHONE: (912) 257-7831  
 CONTROL: PUBLIC

FICE: 010997

NO MEAL PLAN

(M) DEKALS COMMUNITY COLLEGE  
 955 N INDIAN CREEK DRIVE  
 CLARKSTON 30021  
 UNIT ID: 139524  
 HIGHEST OFFERING: ASSOCIATES DEGREE  
 ENROLLMENT: 8,786 (55% F)

TELEPHONE: (404) 299-4000  
 CONTROL: PUBLIC

FICE: 001562

INSTITUTIONAL DATA NOT REPORTED

(M) EMANUEL COLLEGE  
 PO BOX 129  
 FRANKLIN SPRG 30639  
 UNIT ID: 139630  
 HIGHEST OFFERING: ASSOCIATES DEGREE  
 ENROLLMENT: 338 (57% F)  
 TUITION: 52,745  
 ROOM: 1900  
 PROGRAMS: ACAD  
 ACCREDITATION: \*

TELEPHONE: (404) 245-7220  
 CONTROL: PROTESTANT

FICE: 001563

BOARD: \$1,250 (21)

(K) EMMAUEL SCHOOL OF MINISTRIES  
 PO BOX 109  
 FRANKLIN SPRG 30439  
 UNIT ID: 139649  
 HIGHEST OFFERING: BACHELORS DEGREE  
 ENROLLMENT: 38 (42% F)  
 TUITION: \$2,745  
 ROOM: \$900  
 PROGRAMS: ACAD  
 ACCREDITATION: BI  
 TELEPHONE: (404) 245-7224  
 CONTROL: PROTESTANT  
 FICE: 029132  
 BOARD: \$1,250 (21)

(M) GAINESVILLE COLLEGE  
 HUNDY HILL ROAD BOX 1358  
 GAINESVILLE 30503  
 UNIT ID: 139773  
 HIGHEST OFFERING: ASSOCIATES DEGREE  
 ENROLLMENT: 1,843 (52% F)  
 TUITION (IN-DISTRICT): \$897  
 NO DORMITORY  
 PROGRAMS: ACAD,CONT PROF  
 ACCREDITATION: \*  
 TELEPHONE: (404) 505-4219  
 CONTROL: PUBLIC  
 FICE: 001567  
 NO REAL PLAN

(N) EMORY UNIVERSITY  
 ATLANTA 30322  
 UNIT ID: 139650  
 HIGHEST OFFERING: DOCTORS DEGREE  
 (ALSO OFFERS FIRST-PROFESSIONAL)  
 ENROLLMENT: 8,884 (50% F)  
 UNDERGRAD TUITION: \$10,190  
 ROOM: \$1,840  
 PROGRAMS: ACAD,CONT PROF  
 ACCREDITATION: SOUTHERN,APCP,BUS,BUSA,CLPSY,DENT,LAW,LIB,  
 MIDMP,OMA  
 TELEPHONE: (404) 727-6123  
 CONTROL: PROTESTANT  
 FICE: 001544  
 GRAD TUITION: \$10,170  
 BOARD: \$1,500 (20)

GEORGIA BAPTIST COLLEGE  
 4140 STACKS RD  
 COLLEGE PARK 30349  
 UNIT ID: 139807  
 HIGHEST OFFERING: BACHELORS DEGREE  
 (ALSO OFFERS FIRST-PROFESSIONAL)  
 ENROLLMENT: \*  
 UNDERGRAD TUITION: \$1,700  
 ROOM: \*  
 PROGRAMS: ACAD  
 ACCREDITATION: \*  
 TELEPHONE: \*  
 CONTROL: OTHER RELIGIOUS  
 BOARD: \*

(N) FLOYD JUNIOR COLLEGE  
 P O BOX 1064  
 ROME 30163  
 UNIT ID: 139700  
 HIGHEST OFFERING: ASSOCIATES DEGREE  
 ENROLLMENT: 1,259 (62% F)  
 TUITION (IN-DISTRICT): \$834  
 NO DORMITORY  
 PROGRAMS: OCCUP,ACAD  
 ACCREDITATION: SOUTHERN,ADMUR  
 TELEPHONE: (404) 295-6328  
 CONTROL: PUBLIC  
 FICE: 009507  
 NO REAL PLAN

GEORGIA BAPTIST HOSPITAL CLINICAL PASTORAL ED CTR  
 300 BOULEVARD NE  
 ATLANTA 30312  
 UNIT ID: 139843  
 HIGHEST OFFERING: POST-MASTERS CERTIFICATE  
 ENROLLMENT: \*  
 ROOM: \*  
 PROGRAMS: OCCUP  
 ACCREDITATION: \*  
 TELEPHONE: \*  
 CONTROL: PROTESTANT  
 BRAD TUITION: \$1,500  
 BOARD: \*

FLOYD MEDICAL CENTER SCHOOL OF RADIOLOGIC TECH  
 PO BOX 233 TURNER MCCALL BLVD  
 ROME 30161  
 UNIT ID: 139694  
 HIGHEST OFFERING: TWO BUT LESS THAN FOUR YEARS  
 ENROLLMENT: \*  
 TELEPHONE: (404) 232-1541  
 CONTROL: \*  
 INSTITUTIONAL DATA NOT REPORTED

GEORGIA BAPTIST HOSPITAL SCH OF NURSING  
 300 BOULEVARD NE  
 ATLANTA 30312  
 UNIT ID: 139825  
 HIGHEST OFFERING: TWO BUT LESS THAN FOUR YEARS  
 ENROLLMENT: \*  
 TUITION: \*  
 ROOM: \$750  
 PROGRAMS: OCCUP,ACAD,CONT PROF  
 ACCREDITATION: DMUR  
 TELEPHONE: (404) 653-4512  
 CONTROL: PROTESTANT  
 BOARD: \*

(N) FORT VALLEY STATE COLLEGE  
 808 STATE COLLEGE DRIVE  
 FORT VALLEY 31030  
 UNIT ID: 139719  
 HIGHEST OFFERING: MASTERS DEGREE  
 ENROLLMENT: 1,811 (57% F)  
 UNDERGRAD TUITION (IN-STATE): \$1,404  
 ROOM: \$930  
 PROGRAMS: ACAD  
 ACCREDITATION: SOUTHERN,ADNET,DIET,ENGT,TEC  
 TELEPHONE: (912) 825-6315  
 CONTROL: PUBLIC  
 FICE: 001544  
 BRAD TUITION: \$1,404  
 BOARD: \$1,110 (19)

(N) GEORGIA COLLEGE  
 231 N HANCOCK STREET  
 HILLEDGEVILLE 31061  
 UNIT ID: 139861  
 HIGHEST OFFERING: MASTERS DEGREE  
 ENROLLMENT: 3,093 (60% F)  
 UNDERGRAD TUITION (IN-STATE): \$1,296  
 ROOM: \$705  
 PROGRAMS: ACAD  
 ACCREDITATION: SOUTHERN,NUS,MUR,TEC  
 TELEPHONE: (912) 453-5350  
 CONTROL: PUBLIC  
 FICE: 001602  
 GRAD TUITION: \$1,296  
 BOARD: \$950 (10)

FULTON DEKALE HOSP AUTHORITY GRADY MEMORIAL HOSP  
 80 BUTLER STREET  
 ATLANTA 30339-5801  
 UNIT ID: 139746  
 HIGHEST OFFERING: TWO BUT LESS THAN FOUR YEARS  
 ENROLLMENT: \*  
 TUITION (IN-DISTRICT): \$830  
 ROOM: \$900  
 PROGRAMS: ACAD  
 ACCREDITATION: CYTO,MT,RAD,RTT  
 TELEPHONE: (404) 509-1505  
 CONTROL: PUBLIC  
 NO REAL PLAN

(N) GEORGIA INSTITUTE OF TECHNOLOGY MAIN CAMPUS  
 225 NORTH AVE  
 ATLANTA 30322  
 UNIT ID: 139785  
 HIGHEST OFFERING: DOCTORS DEGREE  
 ENROLLMENT: 11,494 (22% F)  
 UNDERGRAD TUITION (IN-STATE): \$1,804  
 ROOM: \$1,440  
 PROGRAMS: ACAD  
 ACCREDITATION: SOUTHERN,ARCH,BUS,ENG,ENGT  
 TELEPHONE: (404) 894-2000  
 CONTROL: PUBLIC  
 FICE: 001569  
 GRAD TUITION: \$1,804  
 BOARD: \$1,950



(M) GEORGIA MILITARY COLLEGE  
 201 EAST GREENE STREET  
 WILLEDGEVILLE 31061  
 UNIT ID: 139904  
 HIGHEST OFFERING: ASSOCIATES DEGREE  
 ENROLLMENT: \*  
 TUITION (IN-DISTRICT): \$2,335  
 ROOM: \$1,437  
 PROGRAMS: OCCUP.ACAD  
 ACCREDITATION: \*

TELEPHONE: (912) 452-3481  
 CONTROL: PUBLIC  
 FICE: 001571  
 BOARD: \$1,450 (19)

GRIFIN SPALDING COUNTY VOCATIONAL TECHNICAL SCH  
 501 VARSITY RD  
 GRIFFIN 30202  
 UNIT ID: 139986  
 HIGHEST OFFERING: TWO BUT LESS THAN FOUR YEARS  
 ENROLLMENT: 1,095 (51% F)

TELEPHONE: (404) 207-1000  
 CONTROL: PUBLIC

INSTITUTIONAL DATA NOT REPORTED

(M) GEORGIA SOUTHERN COLLEGE  
 LANDRUM BOX 8033  
 STATESBORO 30460  
 UNIT ID: 139931  
 HIGHEST OFFERING: POST-MASTERS CERTIFICATE  
 ENROLLMENT: 7,609 (55% F)  
 UNDERGRAD TUITION (IN-STATE): \$1,401  
 ROOM: 1925  
 PROGRAMS: ACAD  
 ACCREDITATION: SOUTHERN.BUS.ENGT.MUS.NUR.TED

TELEPHONE: (912) 681-5211  
 CONTROL: PUBLIC  
 FICE: 001572  
 GRAD TUITION: \$1,401  
 BOARD: \$840 (10)

(M) GUPTON JONES COLLEGE OF FUNERAL SERVICES  
 200 MOUNT ZION ROAD  
 ATLANTA 30354  
 UNIT ID: 139995  
 HIGHEST OFFERING: ASSOCIATES DEGREE  
 ENROLLMENT: \*  
 TUITION: \$4,200  
 ROOM: \*  
 PROGRAMS: ACAD  
 ACCREDITATION: FUNER

TELEPHONE: (404) 761-3118  
 CONTROL: \*  
 FICE: 010771  
 BOARD: \*

(M) GEORGIA SOUTHWESTERN COLLEGE  
 WHEATLEY STREET  
 AMERICUS 31709  
 UNIT ID: 139744  
 HIGHEST OFFERING: POST-MASTERS CERTIFICATE  
 ENROLLMENT: 2,071 (61% F)  
 UNDERGRAD TUITION (IN-STATE): \$1,341  
 ROOM: 1825  
 PROGRAMS: ACAD  
 ACCREDITATION: SOUTHERN.ADNUR.NUR.TED

TELEPHONE: (912) 920-1279  
 CONTROL: PUBLIC  
 FICE: 001573  
 GRAD TUITION: \$1,341  
 BOARD: \$1,050 (20)

(M) GHINNETT TECHNICAL SCHOOL  
 1250 ATKINSON ROAD P.O. BOX 1505  
 LAWRENCEVILLE 30244  
 UNIT ID: 140012  
 HIGHEST OFFERING: TWO BUT LESS THAN FOUR YEARS  
 ENROLLMENT: 3,320 (52% F)  
 TUITION (IN-DISTRICT): \$294  
 NO DORMITORY  
 PROGRAMS: OCCUP.ACAD.CONT PROF.AD BASIC  
 ACCREDITATION: SOUTHERN.OA.DT.PTAA.RSTHT.RTT

TELEPHONE: (404) 942-7500  
 CONTROL: PUBLIC  
 FICE: 022004  
 NO MEAL PLAN

(M) GEORGIA STATE UNIVERSITY  
 UNIVERSITY PLAZA  
 ATLANTA 30303-3083  
 UNIT ID: 139940  
 HIGHEST OFFERING: DOCTORS DEGREE  
 (ALSO OFFERS FIRST-PROFESSIONAL)  
 ENROLLMENT: 21,835 (57% F)  
 UNDERGRAD TUITION (IN-STATE): \$1,510  
 NO DORMITORY  
 PROGRAMS: ACAD.CONT PROF.REC.AD BASIC  
 ACCREDITATION: SOUTHERN.ART.BUS.CLPSY.SIET.MSA.IPSY.LAW.  
 MFCO.NT.MUS.NUR.PTA.RSTH.SOPSY.SM.TED

TELEPHONE: (404) 651-2000  
 CONTROL: PUBLIC  
 FICE: 001574  
 GRAD TUITION: \$1,050  
 NO MEAL PLAN

HAMILTON MEDL CTR/MERSCHAL UNIV MARTIN SCH RAD TEC  
 PO BOX 1168  
 DALTON 30720  
 UNIT ID: 140049  
 HIGHEST OFFERING: TWO BUT LESS THAN FOUR YEARS  
 ENROLLMENT: \*

TELEPHONE: (404) 278-2105  
 CONTROL: PROFIT MAKING

INSTITUTIONAL DATA NOT REPORTED

GOLDEN AIR  
 BOX 1026 MCCOLLUM AIRPORT  
 KODAKSAM 30144  
 UNIT ID: 140043  
 HIGHEST OFFERING: ASSOCIATES DEGREE  
 ENROLLMENT: \*

TELEPHONE: \*  
 CONTROL: PROFIT MAKING

INSTITUTIONAL DATA NOT REPORTED

(M) HEART OF GEORGIA TECHNICAL INSTITUTE  
 ROUTE 3, BOX 134 A-1  
 DUBLIN 31021  
 UNIT ID: 140076  
 HIGHEST OFFERING: TWO BUT LESS THAN FOUR YEARS  
 ENROLLMENT: 1,357 (61% F)  
 TUITION (IN-DISTRICT): \$327  
 NO DORMITORY  
 PROGRAMS: OCCUP.ACAD.AD BASIC  
 ACCREDITATION: \*

TELEPHONE: (912) 275-0472  
 CONTROL: PUBLIC  
 FICE: 022795  
 NO MEAL PLAN

(M) GORDON COLLEGE  
 103 COLLEGE DR  
 BARNESVILLE 30204  
 UNIT ID: 139968  
 HIGHEST OFFERING: ASSOCIATES DEGREE  
 ENROLLMENT: 1,211 (61% F)  
 TUITION (IN-DISTRICT): \$924  
 ROOM: \$750  
 PROGRAMS: OCCUP.ACAD.CONT PROF  
 ACCREDITATION: SOUTHERN.ADNUR

TELEPHONE: (404) 358-1700  
 CONTROL: PUBLIC  
 FICE: 001575  
 BOARD: \$1,020 (17)

IMMANUEL BAPTIST COLLEGE  
 PO BOX 2637  
 PEACHTREE CITY 30269  
 UNIT ID: 140100  
 HIGHEST OFFERING: DOCTORS DEGREE  
 (ALSO OFFERS FIRST-PROFESSIONAL)  
 ENROLLMENT: \*  
 UNDERGRAD TUITION: \$1,610  
 NO DORMITORY  
 PROGRAMS: ACAD  
 ACCREDITATION: \*

TELEPHONE: (404) 253-1671  
 CONTROL: PROTESTANT  
 GRAD TUITION: \*  
 NO MEAL PLAN

(M) INTERDISCIPLINARY THEOLOGICAL CENTER  
 671 BEDFORD STREET S W  
 ATLANTA 30316  
 UNIT ID: 140146  
 HIGHEST OFFERING: MASTERS DEGREE  
 (ALSO OFFERS FIRST-PROFESSIONAL)  
 ENROLLMENT: 307 (19% F)  
 ROOM: \$1,451  
 PROGRAMS: ACAD  
 ACCREDITATION: SOUTHERN, ADMIN, BUS, ED

TELEPHONE: (999) 527-7700  
 CONTROL: PROTESTANT  
 UNIT ID: 140146  
 HIGHEST OFFERING: MASTERS DEGREE  
 ENROLLMENT: 2,708 (61% F)  
 DEDUCTION: 2,708 (61% F)  
 TUITION (IN-DISTRICT): \$488  
 TUITION (OUT-STATE): \$1,285  
 BOARD: \$1,050 (19)  
 PROGRAMS: ACAD  
 ACCREDITATION: SOUTHERN, ADMIN, BUS, ED

(N) KENNESAW COLLEGE  
 PO BOX 666  
 MALETTA 30061  
 UNIT ID: 140146  
 HIGHEST OFFERING: MASTERS DEGREE  
 ENROLLMENT: 7,275 (59% F)  
 UNDERGRAD TUITION (IN-STATE): \$1,285  
 UNDERGRAD TUITION (OUT-STATE): \$1,285  
 ROOM: \$485  
 PROGRAMS: ACAD  
 ACCREDITATION: SOUTHERN, ADMIN, BUS, ED

TELEPHONE: (404) 425-6000  
 CONTROL: PUBLIC  
 UNIT ID: 140146  
 HIGHEST OFFERING: MASTERS DEGREE  
 ENROLLMENT: 4,519 (39% F)  
 DEDUCTION: 4,519 (39% F)  
 TUITION (IN-DISTRICT): \$488  
 TUITION (OUT-STATE): \$1,285  
 BOARD: \$1,050 (19)  
 PROGRAMS: ACAD  
 ACCREDITATION: SOUTHERN, ADMIN, BUS, ED

(O) LA GRANGE COLLEGE  
 401 BROAD STREET  
 LA GRANGE 30240  
 UNIT ID: 140254  
 HIGHEST OFFERING: MASTERS DEGREE  
 ENROLLMENT: 945 (57% F)  
 UNDERGRAD TUITION: \$5,585  
 ROOM: \$485  
 PROGRAMS: ACAD  
 ACCREDITATION: SOUTHERN, ADMIN

TELEPHONE: (404) 882-2911  
 CONTROL: PROTESTANT  
 UNIT ID: 140254  
 HIGHEST OFFERING: MASTERS DEGREE  
 ENROLLMENT: 643 (58% F)  
 DEDUCTION: 643 (58% F)  
 TUITION (IN-DISTRICT): \$482  
 TUITION (OUT-STATE): \$482  
 BOARD: \$1,470 (21)  
 PROGRAMS: ACAD  
 ACCREDITATION: SOUTHERN, ADMIN

(P) LAWRENCE TECHNICAL INSTITUTE  
 P.O. BOX 58  
 DAWOOD 30546  
 UNIT ID: 140263  
 HIGHEST OFFERING: TWO BUT LESS THAN FOUR YEARS  
 ENROLLMENT: 2,438 (52% F)  
 TUITION (IN-DISTRICT): \$482  
 NO DOMINION  
 PROGRAMS: ACAD  
 ACCREDITATION:

TELEPHONE: (404) 514-8884  
 CONTROL: PUBLIC  
 UNIT ID: 140263  
 HIGHEST OFFERING: TWO BUT LESS THAN FOUR YEARS  
 ENROLLMENT: 2,438 (52% F)  
 TUITION (IN-DISTRICT): \$482  
 TUITION (OUT-STATE): \$482  
 BOARD: \$1,470 (21)  
 PROGRAMS: ACAD  
 ACCREDITATION:

(Q) LIFE ORTHOPEDIC COLLEGE  
 1249 BARCLAY CIR SUITE A  
 MALETTA 30044  
 UNIT ID: 140282  
 HIGHEST OFFERING: FIRST-PROFESSIONAL DEGREE  
 ENROLLMENT: 1,242 (23% F)  
 PRICE: \$29187  
 NO HEALTH PLAN  
 ACCREDITATION: SOUTHERN, CHRS

TELEPHONE: (404) 424-0554  
 CONTROL: PROFIT MAKING  
 UNIT ID: 140282  
 HIGHEST OFFERING: FIRST-PROFESSIONAL DEGREE  
 ENROLLMENT: 1,242 (23% F)  
 PRICE: \$29187  
 NO HEALTH PLAN  
 ACCREDITATION: SOUTHERN, CHRS

MADRYN'S COLLEGE OF BEAUTY CULTURE  
 MARSHALL STREET  
 MARSHALL 30445  
 UNIT ID: 140298  
 HIGHEST OFFERING: ASSOCIATES DEGREE  
 ENROLLMENT: 15  
 TUITION: \$1,475  
 ROOM: \$

TELEPHONE: (404) 574-2578  
 CONTROL: PROFIT MAKING  
 UNIT ID: 140298  
 HIGHEST OFFERING: ASSOCIATES DEGREE  
 ENROLLMENT: 15  
 TUITION: \$1,475  
 ROOM: \$

(R) YACON JAMMER COLLEGE  
 P O BOX 14075  
 MACKON 31297  
 UNIT ID: 140322  
 HIGHEST OFFERING: TWO BUT LESS THAN FOUR YEARS  
 ENROLLMENT: 2,708 (61% F)  
 DEDUCTION: 2,708 (61% F)  
 TUITION (IN-DISTRICT): \$488  
 TUITION (OUT-STATE): \$1,285  
 BOARD: \$1,050 (19)  
 PROGRAMS: ACAD  
 ACCREDITATION: SOUTHERN, ADMIN, BUS, ED

TELEPHONE: (912) 474-2700  
 CONTROL: PUBLIC  
 UNIT ID: 140322  
 HIGHEST OFFERING: TWO BUT LESS THAN FOUR YEARS  
 ENROLLMENT: 2,708 (61% F)  
 DEDUCTION: 2,708 (61% F)  
 TUITION (IN-DISTRICT): \$488  
 TUITION (OUT-STATE): \$1,285  
 BOARD: \$1,050 (19)  
 PROGRAMS: ACAD  
 ACCREDITATION: SOUTHERN, ADMIN, BUS, ED

(S) MACKON TECHNICAL INSTITUTE  
 1300 MACKON TECH DRIVE  
 MACKON 31266  
 UNIT ID: 140364  
 HIGHEST OFFERING: TWO BUT LESS THAN FOUR YEARS  
 ENROLLMENT: 4,519 (39% F)  
 DEDUCTION: 4,519 (39% F)  
 TUITION (IN-DISTRICT): \$488  
 TUITION (OUT-STATE): \$1,285  
 BOARD: \$1,050 (19)  
 PROGRAMS: ACAD  
 ACCREDITATION: SOUTHERN, ADMIN, BUS, ED

TELEPHONE: (912) 781-0551  
 CONTROL: PUBLIC  
 UNIT ID: 140364  
 HIGHEST OFFERING: TWO BUT LESS THAN FOUR YEARS  
 ENROLLMENT: 4,519 (39% F)  
 DEDUCTION: 4,519 (39% F)  
 TUITION (IN-DISTRICT): \$488  
 TUITION (OUT-STATE): \$1,285  
 BOARD: \$1,050 (19)  
 PROGRAMS: ACAD  
 ACCREDITATION: SOUTHERN, ADMIN, BUS, ED

(T) MASSERY BUSINESS COLLEGE  
 120 WALTON HOSPITAL BOULEVARD  
 ATLANTA 30334  
 UNIT ID: 140448  
 HIGHEST OFFERING: ASSOCIATES DEGREE  
 ENROLLMENT: 643 (58% F)  
 DEDUCTION: 643 (58% F)  
 TUITION (IN-DISTRICT): \$482  
 TUITION (OUT-STATE): \$482  
 BOARD: \$1,470 (21)  
 PROGRAMS: ACAD  
 ACCREDITATION:

TELEPHONE: (404) 872-1968  
 CONTROL: PROFIT MAKING  
 UNIT ID: 140448  
 HIGHEST OFFERING: ASSOCIATES DEGREE  
 ENROLLMENT: 643 (58% F)  
 DEDUCTION: 643 (58% F)  
 TUITION (IN-DISTRICT): \$482  
 TUITION (OUT-STATE): \$482  
 BOARD: \$1,470 (21)  
 PROGRAMS: ACAD  
 ACCREDITATION:

(U) HEADRICK JUNIOR COLLEGE  
 1170 BROAD AVENUE  
 COLUMBUS 31906  
 UNIT ID: 140577  
 HIGHEST OFFERING: ASSOCIATES DEGREE  
 ENROLLMENT: 388  
 DEDUCTION: 388  
 TUITION: \$2,520  
 NO DOMINION  
 PROGRAMS: ACAD, AD BASIC  
 ACCREDITATION:

TELEPHONE: (404) 527-7448  
 CONTROL: PROFIT MAKING  
 UNIT ID: 140577  
 HIGHEST OFFERING: ASSOCIATES DEGREE  
 ENROLLMENT: 388  
 DEDUCTION: 388  
 TUITION: \$2,520  
 NO DOMINION  
 PROGRAMS: ACAD, AD BASIC  
 ACCREDITATION:

(V) MEDICAL CENTER INTEGRATED/SCHOOL OF NAD TECH  
 710 CENTER ST. N.W. DEAN -88  
 COLUMBUS 31906-2299  
 UNIT ID: 140586  
 HIGHEST OFFERING: TWO BUT LESS THAN FOUR YEARS  
 ENROLLMENT: 1488  
 DEDUCTION: 1488  
 TUITION: \$488  
 NO DOMINION  
 PROGRAMS: ACAD  
 ACCREDITATION: NAD

TELEPHONE: (404) 571-1158  
 CONTROL: PUBLIC  
 UNIT ID: 140586  
 HIGHEST OFFERING: TWO BUT LESS THAN FOUR YEARS  
 ENROLLMENT: 1488  
 DEDUCTION: 1488  
 TUITION: \$488  
 NO DOMINION  
 PROGRAMS: ACAD  
 ACCREDITATION: NAD

(W) MEDICAL CENTER OF CENTRAL GEORGIA  
 777 HENLOCK ST  
 MACKON 31266  
 UNIT ID: 140595  
 HIGHEST OFFERING: TWO BUT LESS THAN FOUR YEARS  
 ENROLLMENT: 1500  
 DEDUCTION: 1500  
 TUITION (IN-DISTRICT): \$500  
 NO HEALTH PLAN  
 PROGRAMS: ACAD  
 ACCREDITATION:

TELEPHONE: (404) 574-2578  
 CONTROL: PROFIT MAKING  
 UNIT ID: 140595  
 HIGHEST OFFERING: TWO BUT LESS THAN FOUR YEARS  
 ENROLLMENT: 1500  
 DEDUCTION: 1500  
 TUITION (IN-DISTRICT): \$500  
 NO HEALTH PLAN  
 PROGRAMS: ACAD  
 ACCREDITATION:

GEORGIA

117

GEORGIA

(M) MEDICAL COLLEGE OF GEORGIA  
1100 FIFTEENTH STREET  
AUGUSTA 30910  
UNIT ID: 140401  
HIGHEST OFFERING: DOCTORS DEGREE  
(ALSO OFFERS FIRST-PROFESSIONAL)  
ENROLLMENT: 2,212 (47% F)  
UNDERGRAD TUITION (IN-STATE): \$1,654  
ROOM: \$866  
PROGRAMS: ACAD,CONT PROF  
ACCREDITATION: SOUTHERN,APCP,DENT,DM,DNS,DT,MED,MRA,HT,  
MKT,NUR,OT,PTA,PTAA,RAD,RSTH,ATT

TELEPHONE: (404) 808-0011  
CONTROL: PUBLIC  
FICE: 001579  
GRAD TUITION: \$1,654  
NO MEAL PLAN

(M) MOREHOUSE SCHOOL OF MEDICINE  
720 WESTVIEW DRIVE S W  
ATLANTA 30310  
UNIT ID: 140542  
HIGHEST OFFERING: DOCTORS DEGREE  
(ALSO OFFERS FIRST-PROFESSIONAL)  
ENROLLMENT: 132 (47% F)  
NO DORMITORY  
PROGRAMS: ACAD,CONT PROF  
ACCREDITATION: SOUTHERN,MED

TELEPHONE: (404) 750-1500  
CONTROL: INDEP NONPROFIT  
FICE: 029297  
GRAD TUITION: \$11,500  
NO MEAL PLAN

(M) MERCER UNIVERSITY IN ATLANTA  
3001 MERCER UNIVERSITY DR  
ATLANTA 30341  
UNIT ID: 140438  
HIGHEST OFFERING: MASTERS DEGREE  
(ALSO OFFERS FIRST-PROFESSIONAL)  
ENROLLMENT: \*  
UNDERGRAD TUITION: \$4,905  
NO DORMITORY  
PROGRAMS: ACAD,CONT PROF  
ACCREDITATION: SOUTHERN,PHAR

TELEPHONE: (404) 451-0331  
CONTROL: PROTESTANT  
FICE: 008419  
GRAD TUITION: \$3,855  
NO MEAL PLAN

(M) MORRIS BROWN COLLEGE  
443 MARTIN L KING JR DR.  
ATLANTA 30314  
UNIT ID: 140571  
HIGHEST OFFERING: BACHELORS DEGREE  
ENROLLMENT: 1,354 (61% F)  
TUITION: \$2,900  
ROOM: \$1,400  
PROGRAMS: ACAD  
ACCREDITATION: \*

TELEPHONE: (404) 525-7831  
CONTROL: OTHER RELIGIOUS  
FICE: 001585  
BOARD: \$1,200

(M) MERCER UNIVERSITY MAIN CAMPUS  
1400 COLEMAN AVENUE  
Macon 31207  
UNIT ID: 140447  
HIGHEST OFFERING: DOCTORS DEGREE  
(ALSO OFFERS FIRST-PROFESSIONAL)  
ENROLLMENT: \*  
UNDERGRAD TUITION: \$6,282  
ROOM: \$1,311  
PROGRAMS: ACAD  
ACCREDITATION: SOUTHERN,LAM,MED

TELEPHONE: (912) 744-2788  
CONTROL: PROTESTANT  
FICE: 001588  
GRAD TUITION: \$2,310  
BOARD: \$1,626 (7)

(M) MOUTRIE TECHNICAL INSTITUTE  
P.O. BOX 520  
MOUTRIE 31776  
UNIT ID: 140599  
HIGHEST OFFERING: TWO BUT LESS THAN FOUR YEARS  
ENROLLMENT: 884 (53% F)  
TUITION (IN-DISTRICT): \$380  
NO DORMITORY  
PROGRAMS: OCCUP,ACAD,AD BASIC  
ACCREDITATION: \*

TELEPHONE: (912) 985-2297  
CONTROL: PUBLIC  
FICE: 005258  
NO MEAL PLAN

(M) MIDDLE GEORGIA COLLEGE  
DOORAN 31014  
UNIT ID: 140483  
HIGHEST OFFERING: ASSOCIATES DEGREE  
ENROLLMENT: 1,347 (55% F)  
TUITION (IN-DISTRICT): \$999  
ROOM: \$825  
PROGRAMS: ACAD  
ACCREDITATION: SOUTHERN,ADNUR

TELEPHONE: (912) 934-6221  
CONTROL: PUBLIC  
FICE: 001581  
BOARD: \$1,110 (21)  
NO MEAL PLAN

MUSIC BUSINESS INSTITUTE  
3376 PEACHTREE ROAD NE  
ATLANTA 30326  
UNIT ID: 140605  
HIGHEST OFFERING: TWO BUT LESS THAN FOUR YEARS  
ENROLLMENT: 1,268  
TUITION: \$1,760  
ROOM: \*  
PROGRAMS: OCCUP,CONT PROF  
ACCREDITATION: \*

TELEPHONE: (404) 231-3303  
CONTROL: PROFIT MAKING  
BOARD: \*

MIDDLE GEORGIA TECHNICAL INSTITUTE  
1511 GORDER RD  
HARSHEN ROBINS 31088  
UNIT ID: 140085  
HIGHEST OFFERING: TWO BUT LESS THAN FOUR YEARS  
ENROLLMENT: 1,673 (78% F)  
TUITION (IN-DISTRICT): \$428  
NO DORMITORY  
PROGRAMS: OCCUP,ACAD,REC,AD BASIC  
ACCREDITATION: \*

TELEPHONE: (912) 929-6888  
CONTROL: PUBLIC  
BOARD: \$1,110 (21)  
NO MEAL PLAN

NATIONAL CENTER FOR PARALEGAL TRAINING  
3414 PEACHTREE ROAD NE,SUITE 528  
ATLANTA 30318  
UNIT ID: 140641  
HIGHEST OFFERING: \*  
ENROLLMENT: \*

TELEPHONE: \*  
CONTROL: \*

INSTITUTIONAL DATA NOT REPORTED

(M) MOREHOUSE COLLEGE  
830 WESTVIEW DRIVE S W  
ATLANTA 30314  
UNIT ID: 140553  
HIGHEST OFFERING: BACHELORS DEGREE  
ENROLLMENT: 2,122 (60% F)  
TUITION: \$4,420  
ROOM: \$1,540  
PROGRAMS: ACAD  
ACCREDITATION: \*

TELEPHONE: (404) 681-2888  
CONTROL: INDEP NONPROFIT  
FICE: 001582  
BOARD: \$1,498 (21)

(M) NORTH GEORGIA COLLEGE  
COLLEGE AVE  
DAPHNEGA 30597  
UNIT ID: 140669  
HIGHEST OFFERING: MASTERS DEGREE  
ENROLLMENT: 2,028 (60% F)  
UNDERGRAD TUITION (IN-STATE): \$1,305  
ROOM: \$855  
PROGRAMS: ACAD  
ACCREDITATION: SOUTHERN,ADNUR,TEC

TELEPHONE: (404) 844-3391  
CONTROL: PUBLIC  
FICE: 001585  
GRAD TUITION: \$1,305  
BOARD: \$1,020 (21)

**(N) NORTH GEORGIA TECHNICAL INSTITUTE**  
 3A HWY 197 / PO BOX 65  
 CLARKESVILLE 30525  
 UNIT ID: 140678  
 HIGHEST OFFERING: TWO BUT LESS THAN FOUR YEARS  
 ENROLLMENT: \*  
 TUITION (IN-DISTRICT): \$344  
 ROOM: 1280  
 PROGRAMS: OCCUP.ACAD.CONT PROF.REC.AD BASIC  
 ACCREDITATION: SOUTHERN.M.LTC

TELEPHONE: (404) 754-0000  
 CONTROL: PUBLIC  
 BOARD: \$1,260 (21)

**(N) PICKENS TECHNICAL INSTITUTE**  
 240 BLUNT MOUNTAIN ROAD  
 JASPER 30142  
 UNIT ID: 140809  
 HIGHEST OFFERING: TWO BUT LESS THAN FOUR YEARS  
 ENROLLMENT: 1,124 (53% F)  
 TUITION (IN-DISTRICT): \$484  
 NO DORMITORY  
 PROGRAMS: OCCUP.ACAD.AD BASIC  
 ACCREDITATION: \*

TELEPHONE: (404) 692-7411  
 CONTROL: PUBLIC  
 FICE: 004023  
 NO REAL PLAN

**(N) OGLETHORPE UNIVERSITY**  
 4684 PEACHTREE ROAD N E  
 ATLANTA 30319  
 UNIT ID: 140694  
 HIGHEST OFFERING: MASTERS DEGREE  
 ENROLLMENT: 960 (65% F)  
 UNDERGRAD TUITION: \$6,700  
 ROOM: \$2,310  
 PROGRAMS: ACAD  
 ACCREDITATION: \*

TELEPHONE: (404) 261-1441  
 CONTROL: INDEP NONPROFIT  
 FICE: 001584  
 GRAD TUITION: \*  
 BOARD: \$1,040 (19)

**(N) PIEDMONT COLLEGE**  
 P.O. BOX 607  
 DORCHEST 30535  
 UNIT ID: 140818  
 HIGHEST OFFERING: BACHELORS DEGREE  
 ENROLLMENT: 451 (50% F)  
 TUITION: \$2,430  
 ROOM: \$1,152  
 PROGRAMS: ACAD  
 ACCREDITATION: \*

TELEPHONE: (404) 778-3000  
 CONTROL: PROTESTANT  
 FICE: 001508  
 BOARD: \$1,248 (18)

**(N) PAINE COLLEGE**  
 1235 15TH STREET  
 AUGUSTA 30910  
 UNIT ID: 140720  
 HIGHEST OFFERING: BACHELORS DEGREE  
 ENROLLMENT: 789 (61% F)  
 TUITION: \$4,150  
 ROOM: 7850  
 PROGRAMS: ACAD.CONT PROF  
 ACCREDITATION: \*

TELEPHONE: (404) 722-4471  
 CONTROL: PROTESTANT  
 FICE: 001587  
 BOARD: \$1,250 (20)

**PORTFOLIO CENTER**  
 125 BENNETT ST. NW  
 ATLANTA 30309  
 UNIT ID: 140827  
 HIGHEST OFFERING: TWO BUT LESS THAN FOUR YEARS  
 ENROLLMENT: \*

TELEPHONE: (404) 351-8055  
 CONTROL: PROFIT MAKING

---

INSTITUTIONAL DATA NOT REPORTED

**(N) PHILLIPS COLLEGE**  
 745 GREENE STREET  
 AUGUSTA 30901  
 UNIT ID: 140766  
 HIGHEST OFFERING: ASSOCIATES DEGREE  
 ENROLLMENT: \*

TELEPHONE: (404) 724-7719  
 CONTROL: PROFIT MAKING  
 FICE: 011130

---

INSTITUTIONAL DATA NOT REPORTED

**(N) REINHART COLLEGE**  
 MALESKA 30103  
 UNIT ID: 140872  
 HIGHEST OFFERING: ASSOCIATES DEGREE  
 ENROLLMENT: 493 (57% F)  
 TUITION: \$2,985  
 ROOM: 1975  
 PROGRAMS: ACAD  
 ACCREDITATION: \*

TELEPHONE: (404) 479-1454  
 CONTROL: PROTESTANT  
 FICE: 001589  
 BOARD: \$1,350 (21)

**(N) PHILLIPS COLLEGE**  
 1622 13TH AVENUE  
 COLUMBUS 31901  
 UNIT ID: 140775  
 HIGHEST OFFERING: TWO BUT LESS THAN FOUR YEARS  
 ENROLLMENT: 653  
 TUITION: \$5,450  
 ROOM: \*  
 PROGRAMS: ACAD  
 ACCREDITATION: JRCE

TELEPHONE: (404) 327-4381  
 CONTROL: PROFIT MAKING  
 FICE: 010765  
 BOARD: \*

**RUTLEDGE COLLEGE**  
 571 ASHBY ST SW  
 ATLANTA 30310  
 UNIT ID: 140915  
 HIGHEST OFFERING: \*  
 ENROLLMENT: \*

TELEPHONE: (404) 351-7755  
 CONTROL: \*

---

INSTITUTIONAL DATA NOT REPORTED

**PHILLIPS COLLEGE OF ATLANTA, NORTHSIDE**  
 1901 MONTREAL ROAD, STE. 134  
 ATLANTA 30084  
 UNIT ID: 140795  
 HIGHEST OFFERING: ASSOCIATES DEGREE  
 ENROLLMENT: 241 (51% F)

TELEPHONE: (404) 496-5800  
 CONTROL: PROFIT MAKING

---

INSTITUTIONAL DATA NOT REPORTED

**SALVATION ARMY SCHOOL FOR OFFICERS TRAINING**  
 1052 STEWART AVE SW  
 ATLANTA 30310  
 UNIT ID: 140953  
 HIGHEST OFFERING: ASSOCIATES DEGREE  
 ENROLLMENT: \*

TELEPHONE: \*  
 CONTROL: PROTESTANT

---

INSTITUTIONAL DATA NOT REPORTED

GEORGIA

100

GEORGIA

## (M) TOCOSA FALLS COLLEGE

TOCOSA FALLS 30598  
 UNIT ID: 141185  
 HIGHEST OFFERING: BACHELORS DEGREE  
 ENROLLMENT: 435 (442 F)  
 TUITION: \$3,700  
 ROOM: \$1,876  
 PROGRAMS: ACAD  
 ACCREDITATION: \*

TELEPHONE: (404) 894-4831  
 CONTROL: PROTESTANT  
 FICE: 001596  
 BOARD: \$1,400 (21)

## (M) WAYCROSS COLLEGE

2001 FRANCIS STREET  
 WAYCROSS 31501  
 UNIT ID: 141507  
 HIGHEST OFFERING: ASSOCIATES DEGREE  
 ENROLLMENT: 546 (482 F)  
 TUITION (IN-DISTRICT): \$882  
 NO DORMITORY  
 PROGRAMS: ACAD-AD BASIC  
 ACCREDITATION: \*

TELEPHONE: (912) 295-9120  
 CONTROL: PUBLIC  
 FICE: 029028  
 NO MEAL PLAN

## (M) TRUETT MCCONNELL COLLEGE

ROUTE 5 BOX 5329  
 CLEVELAND 30529  
 UNIT ID: 141237  
 HIGHEST OFFERING: ASSOCIATES DEGREE  
 ENROLLMENT: 1,014 (512 F)  
 TUITION: \$3,060  
 ROOM: \$795  
 PROGRAMS: OCCUP,ACAD  
 ACCREDITATION: SOUTHERN,HUS

TELEPHONE: (404) 845-2134  
 CONTROL: PROTESTANT  
 FICE: 001597  
 BOARD: \$1,140 (19)

## (M) MERLEYAH COLLEGE

4760 FORSYTH ROAD  
 MACON 31297  
 UNIT ID: 141325  
 HIGHEST OFFERING: BACHELORS DEGREE  
 ENROLLMENT: 424 (1002 F)  
 TUITION: \$5,625  
 ROOM: \$1,165  
 PROGRAMS: ACAD  
 ACCREDITATION: SOUTHERN,HUS

TELEPHONE: (912) 477-1110  
 CONTROL: PROTESTANT  
 FICE: 001600  
 BOARD: \$2,000 (20)

## (M) UNIVERSITY OF GEORGIA

ATHENS 30602  
 UNIT ID: 159959  
 HIGHEST OFFERING: DOCTORS DEGREE  
 (ALSO OFFERS FIRST-PROFESSIONAL)  
 ENROLLMENT: 25,498 (532 F)  
 UNDERGRAD TUITION (IN-STATE): \$1,770  
 ROOM: \$1,050  
 PROGRAMS: ACAD  
 ACCREDITATION: SOUTHERN,ART,AUD,BUS,CLPSY,DIET,ENG,FIDER,  
 FOR,LAM,LSAR,HUS,PHAR,SP,SM,TED,THEA,VET

TELEPHONE: (404) 542-3030  
 CONTROL: PUBLIC  
 FICE: 001598  
 BOARD: \$1,353 (28)

## (M) WEST GEORGIA COLLEGE

CARROLLTON 30118  
 UNIT ID: 141334  
 HIGHEST OFFERING: MASTERS DEGREE  
 ENROLLMENT: 6,135 (402 F)  
 UNDERGRAD TUITION (IN-STATE): \$1,481  
 ROOM: \$906  
 PROGRAMS: ACAD  
 ACCREDITATION: SOUTHERN,ADMAR,BUS,HUS,TED

TELEPHONE: (404) 836-6500  
 CONTROL: PUBLIC  
 FICE: 001601  
 BOARD TUITION: \$1,481  
 BOARD: \$996 (15)

## (M) UPSON TECHNICAL INSTITUTE

P O BOX 1089/US HWY 19 SOUTH  
 THOMASTON 30286  
 UNIT ID: 248794  
 HIGHEST OFFERING: TWO BUT LESS THAN FOUR YEARS  
 ENROLLMENT: \*  
 TUITION (IN-DISTRICT): \$273  
 NO DORMITORY  
 PROGRAMS: OCCUP,ACAD  
 ACCREDITATION: \*

TELEPHONE: (404) 647-9416  
 CONTROL: PUBLIC  
 FICE: 005613  
 NO MEAL PLAN

## WEST GEORGIA TECH INSTITUTE

383 FORT DRIVE  
 LA GRANGE 30240  
 UNIT ID: 141228  
 HIGHEST OFFERING: TWO BUT LESS THAN FOUR YEARS  
 ENROLLMENT: 308 (582 F)  
 TUITION (IN-DISTRICT): \$304  
 NO DORMITORY  
 PROGRAMS: OCCUP,ACAD  
 ACCREDITATION: \*

TELEPHONE: (404) 882-2518  
 CONTROL: PUBLIC  
 NO MEAL PLAN

## (M) VALDOSTA STATE COLLEGE

NORTH PATTERSON  
 VALDOSTA 31698  
 UNIT ID: 141244  
 HIGHEST OFFERING: POST-MASTERS CERTIFICATE  
 ENROLLMENT: 6,571 (588 F)  
 UNDERGRAD TUITION (IN-STATE): \$1,453  
 ROOM: \$735  
 PROGRAMS: ACAD  
 ACCREDITATION: SOUTHERN,BUS,BUSA,HUS,MUR,TED

TELEPHONE: (912) 333-5800  
 CONTROL: PUBLIC  
 FICE: 001599  
 BOARD: \$1,000 (20)

## (M) YOUNG HARRIS COLLEGE

PO BOX 98  
 YOUNG HARRIS 30582  
 UNIT ID: 141341  
 HIGHEST OFFERING: ASSOCIATES DEGREE  
 ENROLLMENT: 471 (482 F)  
 TUITION: \$2,925  
 ROOM: \$1,050  
 PROGRAMS: ACAD  
 ACCREDITATION: \*

TELEPHONE: (404) 579-3111  
 CONTROL: PROTESTANT  
 FICE: 001604  
 BOARD: \$1,575 (21)

## (M) VALDOSTA TECHNICAL INSTITUTE

RT 1 BOX 202 VAL TECH ROAD  
 VALDOSTA 31602  
 UNIT ID: 141255  
 HIGHEST OFFERING: TWO BUT LESS THAN FOUR YEARS  
 ENROLLMENT: 1,445 (572 F)  
 TUITION (IN-DISTRICT): \$443  
 NO DORMITORY  
 PROGRAMS: OCCUP,ACAD,AD BASIC  
 ACCREDITATION: SOUTHERN,RTT

TELEPHONE: (912) 333-2100  
 CONTROL: PUBLIC  
 FICE: 005254  
 NO MEAL PLAN

School Information

8800 Parkersburg 100 Cherry St 780-3035

School Jewelry

See Jewelers

School Supplies

Joyal's Westgate Shopping Center 784-9520
SCHOOL SUPPLY CO

SCHOOL SUPPLIES

Serving The Educational Market In The Southeast For Over 20 Years

- Audio & Video Equipment
Office & School Furniture
Teaching Aids
Supplies & Software

Wellston School & Office Products 1815 Watson Blvd Warner Robins 923-0806

Schools-Academic-Colleges & Universities

GEORGIA COLLEGE IN MACON 3920 Arbright Rd 471-2888

GEORGIA COLLEGE-MILLEDGEVILLE CAMPUS Milledgeville Ga. Toll Free-Dial 1 & Then 800-342-0471

MACON COLLEGE College Station Dr 471-2700

GENERAL INFORMATION 471-2700

CONTINUING EDUCATION 471-2770

DENTAL HYGIENE CLINIC 471-2736

MC DOWNTOWN CENTER 384 2nd St 751-6345

ADMISSIONS 471-2800

RECORDS/REGISTRAR 471-2855

MACON TECHNICAL INSTITUTE See Our Ad At Schools-Industrial & Technical & Trade 3300 Macon Tech Dr 781-0951

MERCER UNIVERSITY For Additional Information See White Page Alphabetical Listing For Mercer University

GENERAL INFORMATION 1400 Coleman Av 752-2700

General Institution University Relations Alumni & Development 752-2715

Admissions-Undergraduates 752-2650

WESLEYAN COLLEGE

WESLEYAN

For Information

ESTABLISHED-1836

- ADMISSIONS EXT 160
ADVANCEMENT/DEVELOPMENT EXT 155
ALUMNAE EXT 185
ASSOC ACADEMIC DEAN EXT 359
ENCORE EXT 359
COMPTROLLER/TREASURER EXT 150
DEAN OF THE COLLEGE EXT 175
FINANCIAL PLANNING EXT 160
PRESIDENT EXT 170
PUBLIC RELATIONS EXT 358
REGISTRAR EXT 217
CAMPUS SECURITY EXT 344

WESLEYAN COLLEGE 4760 FORSYTH RD 477-1110

IF EXTENSION NUMBER KNOWN 474-7057

OR 474-9886

Schools-Academic-Pre-School & Kindergartens

CHILD'S PLACE DAY CENTER & PRE SCHOOL 252 Capital Av 788-5412

AGENESIS PRESCHOOL ACADEMY

OUR FUTURE GENERATION MON-FRI 8:30 AM-6:30 PM PROFESSIONAL TRAINED STAFF CONSULTATIONS & REFERRALS BALANCED MEALS-30% APPROVED IBM WRITING TO READ COMPUTER PROGRAM

1940 Canton St 743-4035

1995 College St 745-4361

Bethany Jr Academy & Early Learning Center 2742 Millerfield Rd 746-7499

CENTRAL FELLOWSHIP CHRISTIAN ACADEMY 8460 HAWKINSVILLE RD 788-6965

Cherokee Heights Baptist Church 2656 Napier Ave 743-4474

Childcare Network Inc 3239 Log Cabin Dr 788-5353

CHILDREN'S FRIEND LEARNING CENTERS 1901 ROCKY CREEK RD 788-0224

CHILDREN'S SESAME DAY CARE & LEARNING CENTER 2750 WALNUT CREEK RD 746-3687

2430 RIVERSIDE DR 742-3733

COLISEUM-PRIME CHILD CARE 324 Coliseum Dr 742-1104

COVENANT ACADEMY Excellence In Christian Education Grades K-9 Systematic Christian Curriculum Athletic Program 595 Wimbley Rd 471-0285

COZY CORNER DAY CARE CTR Ages 6 Weeks-13 Years Hours 6:30 AM-6 PM Mon-Fri See Our Ad At Child Care Centers 3624 Hardley Bridge Rd 788-3462

CREATIVE ALTERNATIVE WHOLE LANGUAGE CURRICULUM PLUS MUSIC ART DANCE DRAMA & COMPUTER BROOKS DANZLER, DIRECTOR 262 Riley Av 474-8457

Cross Keys Christian Academy Kindergarten & Day Care Center 2048 Jeffersonville Rd 746-3235

DIRECTED CARE CHRISTIAN ACADEMY 500 Hillcrest Industrial Blvd 746-8391

FIRST PRESBYTERIAN DAY SCHOOL Pre-School Thru 12th Grade 5671 CALVIN DR 477-8505

FIRST STREET PRESCHOOL WHERE CHILDREN OF ALL LEVELS OF ABILITY ARE VALUED See Our Ad At Child Care Centers 715 Ogdenburg St 745-3760

FIRST VENTURE LEARNING CENTER SERVING MACON SINCE 1970 INFANTS TO 12 YEARS Educational Child Care For Pre-Kindergarten And Kindergarten Transportation To And From School Hot Meals And Refreshments Graduation Exercises Structured Education Programs Ballet • Tap • Tumbling • Moves Skating • Swimming • Field Trips Mon - Fri 6:30 AM - 6:00 PM Mr. Mrs. C. D. Evans - Owners Tracey Harbour - Director Member Georgia Child Care Association 5905 Houston Rd 781-8532

FIRST VENTURE TOO See Our Ad At Child Care Centers 4606 Jones Rd 781-5515

FOREST HILLS UNITED METHODIST PRESCHOOL 2, 3 And 4 Year Olds 1217 Forest Hill Rd 477-1161

HOUSTON RD DAY CARE & LEARNING CENTER 3045 Houston Rd 784-1826

INGLESIDE BAPTIST CHURCH 3 & 4 Years Weekday Pre-School Program See Our Ad At Churches-Baptist 334 Wimbison Rd 477-7251

KUNTRY KIDDOE DAY CARE AND PRE-SCHOOL 5981 Thomaston Rd 474-8232

LA Petite Academy 230 Charter Ln 477-8092

M A Evans Grade School 345 Edwards 745-1335

MIDDLE GEORGIA CHRISTIAN SCHOOLS INC 3300 Parkersburg 788-0774

MS GRACE'S WESLEYAN PRESCHOOL 207 Charter Ln 471-7487

MURPHY HOMES, PENDELTON HOMES PRE-SCHOOL

The Family Program Designed To Develop Language Listening & Social Skills In The 4 Year Old And Parenting Techniques For The Adult For Further Information Call The Macon Housing Authority At 752-5032

NORTHMINSTER PRESBYTERIAN PRE-SCHOOL 3-4 & 5 Year Olds 565 Wimbison Rd 477-8646

NORTHSIDE CHRISTIAN CHURCH 2, 3 & 4 Year Olds Kindergarten Preparatory Curriculum "Mother's Morning Out" 5024 Northside Dr 477-6539

OCMULGEE EAST-PRIME CHILD CARE 2771 Lanier Heights Rd 743-4592

PEGGY'S STAY & PLAY 24 HOUR CARE State Licensed Experienced Staff "6 Weeks To 10 Years" 4626 Bloomfield Rd 788-4328

Pendleton Pre-School 3401 Houston Av 788-7891

Pre-School Director 2420 O St 745-3325

PRIME CHILD CARE OF MACON A SEKA KZ-Preschool Ga. Licensed A Loving Learning Center 206 Chambers Cave Dr 781-5607

ST ANDREWS MONTESSORI PRESCHOOL AGES 2 - 6 YEARS OLD MORNING & AFTERNOON CLASSES 501 Sam Rd 474-4451

ST PETER CLAVER CATHOLIC SCHOOL A TRADITION OF 75 YEARS OF EXCELLENCE IN EDUCATION PRESCHOOL 3 & 4 - K-8 133 Ward St 743-3985

Small World Day Care 2590 Reary Creek Rd 788-4571

SMITH DAY CARE LEARNING CENTER 1735 Telford St Ln 743-9419

STRATFORD ACADEMY 6010 Poole Rd 477-8073

Sunset Learning Center 3273 Bethune Av 745-1543

TATNALL SQUARE ACADEMY Pre-School-12th Grade 760 Lake Creek Dr 477-6760

VINEVILLE BAPTIST PRE-SCHOOL Ages 2-4 9:00 AM-12:00 Noon September-May 2591 Vineville Av 743-9366

Windsor Academy 4150 Jones Rd 781-1627

Schools-Academic-Secondary & Elementary

BETHANY JR ACADEMY & EARLY LEARNING CENTER 2742 Millerfield Rd 746-7499

The Real Yellow Pages offers a quick and simple way to find all the products and services you need. Most ads list the business hours and the products and services offered.

BISS COUNTY OF

State Of Education 204 The Yellow Pages Under Biss County For A List Of Schools And Their Telephone Numbers

GENERAL OFFICES 2100 Peachtree St NE 752-87

Director Of Vocational Education 3769 Ridge Ave 471-54

Forsyth Street Vocational Technical Center Adult Literacy Department Director 940 Forsyth St 744-48

CENTRAL FELLOWSHIP CHRISTIAN ACADEMY 8460 HAWKINSVILLE RD 788-6965

COVENANT ACADEMY Systematic Christian Curriculum Grades K-9 Athletic Program 595 Wimbison Rd 471-0285

Cross Keys Baptist Church 2048 Jeffersonville Rd 743-91

CROSS KEYS CHRISTIAN ACADEMY Kindergarten - 12th Grade 2048 Jeffersonville Rd 746-322

Dry Branch Elementary School Georgia Kaelin Rd 745-79

FIRST PRESBYTERIAN DAY SCHOOL Pre-School Thru 12th Grade 5671 CALVIN DR 477-8505

Gleed Christian Academy 1931 Rocky Creek Rd 788-06

MIDDLE GEORGIA CHRISTIAN SCHOOLS INC See Our Ad At Schools-Private 1644 Williamson Rd 788-077

MOUNT DE SALES ACADEMY INC A National School Of Excellence Operated By The Catholic Sisters Of Mercy Grades 7-12 851 ORANGE ST 751-324

Progressive Christian Academy 151 Madison St 742-331

ST JOSEPH'S CATHOLIC SCHOOL 905 High St 742-062

St Peter Claver Catholic School 133 Ward St 743-399

SALOOM ERNEST ACADEMY 1441 WILLIAMSON RD 781-080

(Please See Our Overlay Ad This Page)

STRATFORD ACADEMY Accredited-Southern Assoc Coll/Sch 6010 Poole Rd 477-807

TATNALL SQUARE ACADEMY Pre-School-12th Grade 760 Lake Creek Dr 477-676

Wells Martie School Milledgeville Rd 746-735

WHOLE CHILD WHOLE WORLD SCHOOL Montesson Elementary School 436 Forest Hill Rd 757-892

Windsor Adventist School 640 Wimbison Rd 477-462

WINDSOR ACADEMY MAIN OFFICE 4150 Jones Rd 781-162

Headmaster's Office 4150 Jones Rd 781-1627

\*BellSouth: We Are The Right Company In The Right Place At The Right Time

Telecommunications

Information Systems

Mobile Communications

Advertising Services

ERNEST SALOOM ACADEMY

QUALITY EDUCATION IN A RELAXED ATMOSPHERE

FINISH HIGH SCHOOL

PROCEED AT OWN PACE

ENROLL ANYTIME

ADULTS WELCOME

HOME STUDY AVAILABLE

DIPLOMAS ACCEPTED BY COLLEGES

ACCREDITED BY AAACS

781-0807

S	A		Z	R
E	C		I	C
R	T	O	P	D
V	I	R		
	V	G	S	T
A	I		A	I
C	T	C	T	T
T	Y	D	E	V

C	S
O	T
D	A
E	T

DH NG TEA	FL PENSACOLA	32507 F
DH NG TED	FL PENSACOLA	32507 F
DH NG TEB	FL PENSACOLA	32507 F
DH NG TTB	FL PENSACOLA	32507 F
DH NG TTA	FL PENSACOLA	32507 F
DH NG XA	FL PENSACOLA	32507 F
DH NG XA	FL PENSACOLA	32514 F
DH NG XA	FL PENSACOLA	32514 F
DH NG TED	FL PENSACOLA	32514 F
DH NG TED	FL PENSACOLA	32514 F
DH NG TTB	FL PENSACOLA	32514 F
DH NG DD	FL PENSACOLA	32514 F
DH NG TED	FL PENSACOLA	32514 F
DH NG TED	FL PENSACOLA	32523 F
DH NG TED	FL PENSACOLA	32523 F
DH NG XI	FL PENSACOLA	32528 F
DH NG TED	FL PENSACOLA	32528 F
DH NG XI	FL PENSACOLA	32528 F
DH NG TTA	FL PENSACOLA	32528 F
DH NG DD	FL PENSACOLA	32528 F
DH NG TEC	FL PENSACOLA	32528 F
DH NG TED	FL PENSACOLA	32528 F
DH NG TEA	FL PENSACOLA	32528 F
DH NG TTB	FL PENSACOLA	32528 F
DH NG TEB	FL PENSACOLA	32534 F
DH NG TEC	FL PENSACOLA	32534 F
<hr/>		
DH NL WA	GA ABBEVILLE	31001 F
DH NL SWB	GA ABBEVILLE	31001 F
DH NL TSB	GA ALLENTOWN	31003 F
DH NL ST	GA BARNESVILLE	30204 F
DH NL WBA	GA BONAIRE	31005 F
DH NL ED	GA BONAIRE	31005 F
DH NL UCB	GA BONAIRE	31005 F
DH NL ES	GA BONAIRE	31005 F
DH NL UFB	GA BONAIRE	31005 F
DH NL XAB	GA BONAIRE	31005 F
DH NL XB	GA BONAIRE	31005 F
DH NL UBE	GA BONAIRE	31005 F
DH NL ST	GA BONAIRE	31005 F
DH NL SA	GA BONAIRE	31005 F
DH NL ST	GA BONAIRE	31005 F
DH NL WA	GA BONAIRE	31005 F
DH NL ES	GA BONAIRE	31005 F
DH NL SAA	GA BONAIRE	31005 F
DH NL UPA	GA BONAIRE	31005 F
DH NL TSC	GA BONAIRE	31005 F
DH NL WAA	GA BONAIRE	31005 F



I 20

DDWG

DDWG Total 841  
 Macon 234 ÷ 841 = 28%  
 WALKER ROBINS 296 ÷ 841 = 35%  
 County Bibb  
 Houston  
 63%

21

S A  
E C  
R T O  
V I R S  
V G T C  
A I A I  
C T C T T  
T Y D E Y

Z R  
I C  
P D  
C S  
O T  
D A  
E T

DH NL ES	GA BONAIRE	31006 F
DH NL UFA	GA BONAIRE	31006 F
DH NL TSC	GA BONAIRE	31006 F
DH NL SAA	GA BONAIRE	31006 F
DH NL XB	GA BONAIRE	31006 F
DH NL SWB	GA BONAIRE	31006 F
DH NL ST	GA BONAIRE	31006 F
DH NL DQ	GA BONAIRE	31006 F
DH NL UCB	GA BONAIRE	31006 F
DH NL SAA	GA BONAIRE	31006 F
DH NL UCC	GA BONAIRE	31006 F
DH NL T	GA BONAIRE	31006 F
DH NL SAB	GA BONAIRE	31006 F
DH NL TSA	GA BUTLER	31006 F
DH NL LBD	GA BUTLER	31006 F
DH NL WBA	GA BYRONVILLE	31007 F
DH NL ST	GA BYRON	31008 F
DH NL XAB	GA BYRON	31008 F
DH NL UBA	GA BYRON	31008 F
DH NL SAA	GA BYRON	31008 F
DH NL UCB	GA BYRON	31008 F
DH NL XAA	GA BYRON	31008 F
DH NL SWA	GA BYRON	31008 F
DH NL LBD	GA BYRON	31008 F
DH NL ES	GA BYRON	31008 F
DH NL TSC	GA BYRON	31008 F
DH NL XAA	GA BYRON	31008 F
DH NL SWA	GA BYRON	31008 F
DH NL UPA	GA BYRON	31008 F
DH NL VD	GA BYRON	31008 F
DH NL TSB	GA BYRON	31008 F
DH NL SWA	GA BYRON	31008 F
DH NL SWB	GA BYRON	31008 F
DH NL UBA	GA BYRON	31008 F
DH NL ST	GA BYRON	31008 F
DH NL ER	GA BYRON	31008 F
DH NL VA	GA BYRON	31008 F
DH NL UPA	GA BYRON	31008 F
DH NL UFB	GA BYRON	31008 F
DH NL UBE	GA BYRON	31008 F
DH NL ST	GA BYRON	31008 F
DH NL WBW	GA BYRON	31008 F
DH NL XAB	GA BYRON	31008 F
DH NL LBD	GA BYRON	31008 F
DH NL TSB	GA CENTERVILLE	31028 F
DH NL SAA	GA CENTERVILLE	31028 F
DH NL UB	GA CENTERVILLE	31028 F

13

21



REPORT NO. UPEG750A

LIST FOR LEGAL ADDRESS AND ZIP CODE (DRE-KI)

DATE 84208 PAGE 00052

S	A	Z	R
E	C	I	C
R	T	P	D
V	I		
V	G	S	
A	I	T	C
C	T	A	I
T	Y	T	T
	D	E	Y
		C	S
		O	T
		D	A
		E	T

DH NL UPA	GA CENTERVILLE	31028 F
DH NL TF	GA CENTERVILLE	31028 F
DH NL ES	GA CENTERVILLE	31028 F
DH NL ER	GA CENTERVILLE	31028 F
DH NL SAA	GA CENTERVILLE	31028 F
DH NL ST	GA CENTERVILLE	31028 F
DH NL UFC	GA CENTERVILLE	31028 F
DH NL WAA	GA CENTERVILLE	31028 F
DH NL UFA	GA CENTERVILLE	31028 F
DH NL WA	GA CENTERVILLE	31028 F
DH NL WBW	GA CENTERVILLE	31028 F
DH NL UPA	GA CENTERVILLE	31028 F
DH NL WBW	GA CENTERVILLE	31028 F
DH NL ER	GA CENTERVILLE	31028 F
DH NL WB	GA CENTERVILLE	31028 F
DH NL E	GA CENTERVILLE	31028 F
DH NL UBF	GA CENTERVILLE	31028 F
DH NL UBA	GA CENTERVILLE	31028 F
DH NL ST	GA CENTERVILLE	31028 F
DH NL ED	GA CHALNCEY	31011 F
DH NL UPA	GA CHESTER	31012 F
DH NL ES	GA CLINCHFIELD	31013 F
DH NL SWA	GA COCHRAN	31014 F
DH NL SAB	GA COCHRAN	31014 F
DH NL UBA	GA COCHRAN	31014 F
DH NL ST	GA COCHRAN	31014 F
DH NL UBD	GA COCHRAN	31014 F
DH NL XA	GA COCHRAN	31014 F
DH NL UBC	GA COCHRAN	31014 F
DH NL UBC	GA COCHRAN	31014 F
DH NL ST	GA COCHRAN	31014 F
DH NL S	GA COCHRAN	31014 F
DH NL ES	GA COCHRAN	31014 F
DH NL SAA	GA COCHRAN	31014 F
DH NL ER	GA COCHRAN	31014 F
DH NL ST	GA COCHRAN	31014 F
DH NL UBA	GA COCHRAN	31014 F
DH NL XB	GA COCHRAN	31014 F
DH NL VD	GA COCHRAN	31014 F
DH NL WBA	GA COCHRAN	31014 F
DH NL ES	GA COCHRAN	31014 F
DH NL SAB	GA COCHRAN	31014 F
DH NL ER	GA COCHRAN	31014 F
DH NL SWB	GA COCHRAN	31014 F
DH NL UCC	GA COCHRAN	31014 F
DH NL UBF	GA COCHRAN	31014 F
DH NL ED	GA COCHRAN	31014 F

LIST FOR LEGAL ADDRESS AND ZIP CODE (DORRE-KI)

REPORT NO. UPEG750A

S A	R T O	I R G	S T C	A I	T T	E Y	Z I P	R C D
DH NL SAA			GA COCHRAN				31014 F	
DH NL ER			IA COCHRAN				31014 F	
DH NL UBC			GA COLLUMBUS				31907 F	
DH NL UPA			GA CULLODEN				31018 F	
DH NL TSA			GA DANVILLE				31017 F	
DH NL UCC			GA DANVILLE				31017 F	
DH NL UFA			GA DANVILLE				31017 F	
DH NL SWA			GA DEXTER				31019 F	
DH NL TSB			GA DUBLIN				31021 F	
DH NL ER			GA DUBLIN				31021 F	
DH NL SWA			GA DUBLIN				31021 F	
DH NL DQ			GA DUBLIN				31021 F	
DH NL TSA			GA DUBLIN				31021 F	
DH NL UPA			GA DUBLIN				31021 F	
DH NL TSA			GA DUBLIN				31021 F	
DH NL TF			GA DUBLIN				31040 F	
DH NL SWB			GA DUBLIN				31040 F	
DH NL UBF			GA DUDLEY				31022 F	
DH NL SAB			GA EASTMAN				31023 F	
DH NL SAA			GA EASTMAN				31023 F	
DH NL UFB			GA EASTMAN				31023 F	
DH NL WBW			GA EASTMAN				31023 F	
DH NL UPA			GA EASTMAN				31023 F	
DH NL ST			GA EASTMAN				31023 F	
DH NL UBB			GA EASTMAN				31023 F	
DH NL UBC			GA EASTMAN				31023 F	
DH NL ST			GA EASTMAN				31023 F	
DH NL ES			GA EASTMAN				31023 F	
DH NL ES			GA EASTMAN				31023 F	
DH NL TSC			GA EASTMAN				31023 F	
DH NL UCB			GA EASTMAN				31023 F	
DH NL UPA			GA EASTMAN				31023 F	
DH NL SW			GA EASTMAN				31023 F	
DH NL WBA			GA EASTMAN				31023 F	
DH NL WBA			GA EASTMAN				31024 F	
DH NL SWB			GA ELKO				31028 F	
DH NL XAB			GA ELKO				31028 F	
DH NL ES			GA FORSYTH				31028 F	
DH NL UBB			GA FORSYTH				31028 F	
DH NL ES			GA FORSYTH				31028 F	
DH NL TF			GA FORT VALLEY				31030 F	
DH NL TF			GA FORT VALLEY				31030 F	
DH NL TF			GA FORT VALLEY				31030 F	
DH NL TF			GA FORT VALLEY				31030 F	
DH NL UFA			GA FT VALLEY				31030 F	
DH NL SAA			GA FT VALLEY				31030 F	
DH NL ST			GA FT VALLEY				31030 F	

S E R V A C T T Y	A I R V I C T D	S T A T E Y	Z I P C O D E	R C D S T A T E
DH NL DQ		GA FT VALLEY	31030	F
DH NL VD		GA FT VALLEY	31030	F
DH NL SAA		GA FT VALLEY	31030	F
DH NL UBC		GA FT VALLEY	31030	F
DH NL SAB		GA FT VALLEY	31030	F
DH NL VA		GA FT VALLEY	31030	F
DH NL SAB		GA FT VALLEY	31030	F
DH NL ST		GA FT VALLEY	31030	F
DH NL ER		GA FT VALLEY	31030	F
DH NL UBD		GA FT VALLEY	31030	F
DH NL TF		GA FT VALLEY	31030	F
DH NL SAA		GA FT VALLEY	31030	F
DH NL UPA		GA FT VALLEY	31030	F
DH NL SAA		GA FT VALLEY	31030	F
DH NL UBD		GA FT VALLEY	31030	F
DH NL SAB		GA FT VALLEY	31030	F
DH NL UPA		GA FT VALLEY	31030	F
DH NL UPA		GA FT VALLEY	31030	F
DH NL ER		GA FT VALLEY	31030	F
DH NL UPA		GA FT VALLEY	31030	F
DH NL UCC		GA FT VALLEY	31030	F
DH NL VD		GA FT VALLEY	31030	F
DH NL ST		GA GARY	31032	F
DH NL SAA		GA GLENWOOD	30428	F
DH NL SAB		GA GRAY	31032	F
DH NL ER		GA GRAY	31032	F
DH NL UBD		GA GRAY	31032	F
DH NL ED		GA HAWKINSVILLE	31036	F
DH NL ES		GA HAWKINSVILLE	31036	F
DH NL UFB		GA HAWKINSVILLE	31036	F
DH NL UCA		GA HAWKINSVILLE	31036	F
DH NL UBA		GA HAWKINSVILLE	31036	F
DH NL WA		GA HAWKINSVILLE	31036	F
DH NL ED		GA HAWKINSVILLE	31036	F
DH NL ES		GA HAWKINSVILLE	31036	F
DH NL VD		GA HAWKINSVILLE	31036	F
DH NL SWA		GA HAWKINSVILLE	31036	F
DH NL UBD		GA HAWKINSVILLE	31036	F
DH NL SW		GA HAWKINSVILLE	31036	F
DH NL SAB		GA HAWKINSVILLE	31036	F
DH NL TSA		GA HAWKINSVILLE	31036	F
DH NL TF		GA HAWKINSVILLE	31036	F
DH NL UBB		GA HAWKINSVILLE	31036	F
DH NL TSA		GA HAWKINSVILLE	31036	F
DH NL TSC		GA IRWINTON	31042	F
DH NL SAB		GA IRWINTON	31042	F
DH NL ER		GA JEFFERSONVILL	31044	F

S A	R T I R	V V G	A I C	T Y D	S T C	A I	Y T	E Y	Z I P	R C D	S	A	T
DH NL ST					GA	JEFFERSONWILL			31044	F			
DH NL ER					GA	JEFFERSONWILL			31044	F			
DH NL ST					GA	JULIETTE			31046	F			
DH NL UPA					GA	KATHLEEN			31047	F			
DH NL UBF					GA	KATHLEEN			31047	F			
DH NL XAA					GA	KATHLEEN			31047	F			
DH NL DQ					GA	KATHLEEN			31047	F			
DH NL UFC					GA	KATHLEEN			31047	F			
DH NL SAB					GA	KATHLEEN			31047	F			
DH NL UBB					GA	KATHLEEN			31047	F			
DH NL UPA					GA	KATHLEEN			31047	F			
DH NL S					GA	KATHLEEN			31047	F			
DH NL XB					GA	KATHLEEN			31047	F			
DH NL ED					GA	KATHLEEN			31047	F			
DH NL UCA					GA	KATHLEEN			31047	F			
DH NL SAA					GA	KATHLEEN			31047	F			
DH NL ER					GA	KATHLEEN			31047	F			
DH NL DD					GA	KATHLEEN			31047	F			
DH NL ED					GA	KATHLEEN			31047	F			
DH NL XAA					GA	KATHLEEN			31047	F			
DH NL ES					GA	KATHLEEN			31047	F			
DH NL SAB					GA	KATHLEEN			31047	F			
DH NL SBB					GA	KATHLEEN			31047	F			
DH NL UBB					GA	LIZELLA			31082	F			
DH NL UPA					GA	LIZELLA			31082	F			
DH NL UBF					GA	LIZELLA			31082	F			
DH NL ST					GA	LIZELLA			31082	F			
DH NL ES					GA	LIZELLA			31082	F			
DH NL ED					GA	LIZELLA			31082	F			
DH NL VA					GA	LIZELLA			31082	F			
DH NL SAA					GA	MACON			31201	F			
DH NL ER					GA	MACON			31201	F			
DH NL ST					GA	MACON			31201	F			
DH NL ES					GA	MACON			31201	F			
DH NL ER					GA	MACON			31201	F			
DH NL UBC					GA	MACON			31201	F			
DH NL TSB					GA	MACON			31201	F			
DH NL WAW					GA	MACON			31201	F			
DH NL ER					GA	MACON			31201	F			
DH NL ES					GA	MACON			31201	F			
DH NL UBF					GA	MACON			31201	F			
DH NL SAA					GA	MACON			31201	F			
DH NL ES					GA	MACON			31201	F			
DH NL UPA					GA	MACON			31201	F			
DH NL ER					GA	MACON			31201	F			
DH NL UCA					GA	MACON			31201	F			

47

REPORT NO. UPEG750A

LIST FOR LEGAL ADDRESS AND ZIP CODE (DORE-KI)

DATE 94208 PAGE 00058

S	A	R	I	R	O	S	T	C	Z	R
E	C	T	V	G	T	A	I		I	C
V	I	R	V	G	T	A	I		P	D
A	I	R	V	G	T	A	I		C	S
C	T	C	T	T	T	E			O	T
T	Y	D	E	Y					D	A
									E	T
DH	NL	ER				GA	MACON		31201	F
DH	NL	ES				GA	MACON		31201	F
DH	NL	UCC				GA	MACON		31201	F
DH	NL	TSC				GA	MACON		31201	F
DH	NL	LPA				GA	MACON		31201	F
DH	NL	TSA				GA	MACON		31201	F
DH	NL	WAV				GA	MACON		31201	F
DH	NL	TSO				GA	MACON		31201	F
DH	NL	UCA				GA	MACON		31201	F
DH	NL	UCA				GA	MACON		31201	F
DH	NL	SVA				GA	MACON		31201	F
DH	NL	UFA				GA	MACON		31201	F
DH	NL	UBF				GA	MACON		31201	F
DH	NL	SAA				GA	MACON		31201	F
DH	NL	ER				GA	MACON		31201	F
DH	NL	ES				GA	MACON		31201	F
DH	NL	SAA				GA	MACON		31201	F
DH	NL	ES				GA	MACON		31201	F
DH	NL	LPA				GA	MACON		31201	F
DH	NL	SVA				GA	MACON		31201	F
DH	NL	ER				GA	MACON		31201	F
DH	NL	ER				GA	MACON		31201	F
DH	NL	ER				GA	MACON		31202	F
DH	NL	ER				GA	MACON		31203	F
DH	NL	ES				GA	MACON		31203	F
DH	NL	XAB				GA	MACON		31203	F
DH	NL	UCC				GA	MACON		31204	F
DH	NL	ED				GA	MACON		31204	F
DH	NL	SAA				GA	MACON		31204	F
DH	NL	UBF				GA	MACON		31204	F
DH	NL	SAA				GA	MACON		31204	F
DH	NL	UCA				GA	MACON		31204	F
DH	NL	ER				GA	MACON		31204	F
DH	NL	SAA				GA	MACON		31204	F
DH	NL	WAV				GA	MACON		31204	F
DH	NL	ES				GA	MACON		31204	F
DH	NL	ES				GA	MACON		31204	F
DH	NL	WAA				GA	MACON		31204	F
DH	NL	LPA				GA	MACON		31204	F
DH	NL	SAA				GA	MACON		31204	F
DH	NL	UCA				GA	MACON		31204	F
DH	NL	ES				GA	MACON		31204	F
DH	NL	ER				GA	MACON		31204	F
DH	NL	ER				GA	MACON		31204	F
DH	NL	SAA				GA	MACON		31204	F
DH	NL	ST				GA	MACON		31204	F
DH	NL	UBC				GA	MACON		31204	F

REPORT NO. UPEG750A

LIST FOR LEGAL ADDRESS AND ZIP CODE (DDRE-KI)

DATE 84208 PAGE 00057

S A  
E C  
R T D  
V I R S  
V G T C  
A I A I  
C T C T T  
T Y D E Y

Z R  
I C  
P D  
C S  
O T  
D A  
E T

DH NL UPA	GA MACON	31204 F
DH NL DO	GA MACON	31204 F
DH NL UCB	GA MACON	31204 F
DH NL SAA	GA MACON	31204 F
DH NL TSA	GA MACON	31204 F
DH NL UPA	GA MACON	31204 F
DH NL UBF	GA MACON	31204 F
DH NL UCA	GA MACON	31204 F
DH NL TSC	GA MACON	31204 F
DH NL SAB	GA MACON	31204 F
DH NL ST	GA MACON	31204 F
DH NL SAB	GA MACON	31204 F
DH NL ES	GA MACON	31204 F
DH NL ER	GA MACON	31204 F
DH NL SWA	GA MACON	31204 F
DH NL ST	GA MACON	31204 F
DH NL ER	GA MACON	31204 F
DH NL TF	GA MACON	31204 F
DH NL VD	GA MACON	31204 F
DH NL ST	GA MACON	31204 F
DH NL SWA	GA MACON	31204 F
DH NL ES	GA MACON	31204 F
DH NL SWA	GA MACON	31204 F
DH NL TSB	GA MACON	31204 F
DH NL UBD	GA MACON	31204 F
DH NL ER	GA MACON	31204 F
DH NL SAA	GA MACON	31204 F
DH NL TSB	GA MACON	31204 F
DH NL UPA	GA MACON	31204 F
DH NL UPA	GA MACON	31204 F
DH NL WAW	GA MACON	31204 F
DH NL ES	GA MACON	31204 F
DH NL SA	GA MACON	31204 F
DH NL U	GA MACON	31204 F
DH NL SAA	GA MACON	31204 F
DH NL WBA	GA MACON	31204 F
DH NL WAA	GA MACON	31204 F
DH NL WAA	GA MACON	31204 F
DH NL ER	GA MACON	31204 F
DH NL SAA	GA MACON	31204 F
DH NL SWA	GA MACON	31205 F
DH NL SWA	GA MACON	31205 F
DH NL ES	GA MACON	31205 F
DH NL UBD	GA MACON	31206 F
DH NL ST	GA MACON	31206 F
DH NL SWA	GA MACON	31206 F
DH NL SAB	GA MACON	31206 F

REPORT NO. UPEG750A

LIST FOR LEGAL ADDRESS AND ZIP CODE (DRE-KI)

DATE 94208 PAGE 00058

S A  
E C  
R T O  
V I R S  
V G T C  
A I A I  
C T C T T  
T Y D E Y

Z R  
I C  
P D  
C S  
O T  
D A  
E T

DH NL SAA	GA MACON	31208 F
DH NL ES	GA MACON	31208 F
DH NL SAA	GA MACON	31208 F
DH NL ES	GA MACON	31208 F
DH NL ER	GA MACON	31208 F
DH NL VA	GA MACON	31208 F
DH NL ES	GA MACON	31208 F
DH NL UPA	GA MACON	31208 F
DH NL WBW	GA MACON	31208 F
DH NL WAW	GA MACON	31208 F
DH NL ES	GA MACON	31208 F
DH NL UFC	GA MACON	31208 F
DH NL ER	GA MACON	31208 F
DH NL XAB	GA MACON	31208 F
DH NL ST	GA MACON	31208 F
DH NL ER	GA MACON	31208 F
DH NL ST	GA MACON	31208 F
DH NL SAA	GA MACON	31208 F
DH NL UPA	GA MACON	31208 F
DH NL SAA	GA MACON	31208 F
DH NL ES	GA MACON	31208 F
DH NL SAB	GA MACON	31208 F
DH NL TF	GA MACON	31208 F
DH NL SWA	GA MACON	31208 F
DH NL UBE	GA MACON	31208 F
DH NL ST	GA MACON	31208 F
DH NL ER	GA MACON	31208 F
DH NL TF	GA MACON	31208 F
DH NL ER	GA MACON	31208 F
DH NL ER	GA MACON	31208 F
DH NL ER	GA MACON	31208 F
DH NL ER	GA MACON	31208 F
DH NL ES	GA MACON	31208 F
DH NL ST	GA MACON	31208 F
DH NL UPA	GA MACON	31208 F
DH NL VA	GA MACON	31208 F
DH NL WAA	GA MACON	31208 F
DH NL ER	GA MACON	31208 F
DH NL ST	GA MACON	31208 F
DH NL ST	GA MACON	31208 F
DH NL ED	GA MACON	31208 F
DH NL ES	GA MACON	31208 F
DH NL SAA	GA MACON	31208 F
DH NL WBW	GA MACON	31208 F
DH NL SWA	GA MACON	31208 F
DH NL ST	GA MACON	31208 F
DH NL ST	GA MACON	31208 F

REPORT NO. UPEG750A

LIST FOR LEGAL ADDRESS AND ZIP CODE (DDRE-KI)

DATE 94208 PAGE 00059

S E R V A C T T	A R T I C L E	S T A T E	Z I P	R C D		
DH	NL	UBE	GA	MACON	31208	F
DH	NL	UBA	GA	MACON	31208	F
DH	NL	U	GA	MACON	31208	F
DH	NL	DQ	GA	MACON	31208	F
DH	NL	SV	GA	MACON	31208	F
DH	NL	UFB	GA	MACON	31208	F
DH	NL	SVA	GA	MACON	31208	F
DH	NL	UPA	GA	MACON	31208	F
DH	NL	UPA	GA	MACON	31208	F
DH	NL	UPA	GA	MACON	31208	F
DH	NL	ER	GA	MACON	31208	F
DH	NL	VA	GA	MACON	31208	F
DH	NL	T	GA	MACON	31208	F
DH	NL	WAW	GA	MACON	31208	F
DH	NL	ER	GA	MACON	31208	F
DH	NL	SAA	GA	MACON	31208	F
DH	NL	LCA	GA	MACON	31208	F
DH	NL	ST	GA	MACON	31208	F
DH	NL	SVA	GA	MACON	31208	F
DH	NL	TF	GA	MACON	31208	F
DH	NL	TSC	GA	MACON	31208	F
DH	NL	WAW	GA	MACON	31208	F
DH	NL	WA	GA	MACON	31208	F
DH	NL	WAW	GA	MACON	31208	F
DH	NL	TF	GA	MACON	31208	F
DH	NL	ED	GA	MACON	31208	F
DH	NL	ER	GA	MACON	31208	F
DH	NL	UF	GA	MACON	31208	F
DH	NL	LCA	GA	MACON	31208	F
DH	NL	UPA	GA	MACON	31208	F
DH	NL	VA	GA	MACON	31208	F
DH	NL	ST	GA	MACON	31208	F
DH	NL	UCC	GA	MACON	31208	F
DH	NL	UPA	GA	MACON	31208	F
DH	NL	ER	GA	MACON	31208	F
DH	NL	UF	GA	MACON	31208	F
DH	NL	DQ	GA	MACON	31208	F
DH	NL	DD	GA	MACON	31208	F
DH	NL	UPA	GA	MACON	31210	F
DH	NL	WA	GA	MACON	31210	F
DH	NL	SVA	GA	MACON	31210	F
DH	NL	VA	GA	MACON	31210	F
DH	NL	TSB	GA	MACON	31210	F
DH	NL	SAA	GA	MACON	31210	F
DH	NL	TF	GA	MACON	31210	F
DH	NL	WBW	GA	MACON	31210	F
DH	NL	ED	GA	MACON	31210	F



S E R V A C T I T Y	A C T I V I T Y	D I R E C T O R S T A T E	S T A T E	C O D E	R E C I P I E N T S T A T E
DH	NL	UPA	GA	MACON	31210 F
DH	NL	DD	GA	MACON	31210 F
DH	NL	ES	GA	MACON	31210 F
DH	NL	TF	GA	MACON	31210 F
DH	NL	S	GA	MACON	31210 F
DH	NL	ER	GA	MACON	31210 F
DH	NL	SWA	GA	MACON	31210 F
DH	NL	WA	GA	MACON	31210 F
DH	NL	UFC	GA	MACON	31210 F
DH	NL	ES	GA	MACON	31210 F
DH	NL	SWA	GA	MACON	31211 F
DH	NL	ST	GA	MACON	31211 F
DH	NL	TF	GA	MACON	31211 F
DH	NL	ER	GA	MACON	31211 F
DH	NL	UBB	GA	MACON	31211 F
DH	NL	SWA	GA	MACON	31211 F
DH	NL	ED	GA	MACON	31211 F
DH	NL	UFC	GA	MACON	31211 F
DH	NL	UBA	GA	MACON	31211 F
DH	NL	WBA	GA	MACON	31211 F
DH	NL	UP	GA	MACON	31211 F
DH	NL	SWA	GA	MACON	31211 F
DH	NL	SWA	GA	MACON	31211 F
DH	NL	SWA	GA	MACON	31211 F
DH	NL	TSC	GA	MACON	31211 F
DH	NL	TSC	GA	MACON	31211 F
DH	NL	ES	GA	MACON	31211 F
DH	NL	ED	GA	MACON	31212 F
DH	NL	XA	GA	MACON	31216 F
DH	NL	UFB	IA	MACON GEORG	31201 F
DH	NL	UFA	IA	MACON GEORG	31208 F
DH	NL	UBC	GA	MARSHALLVILLE	31087 F
DH	NL	SAA	GA	MARSHALLVILLE	31087 F
DH	NL	TF	GA	MARSHALLVILLE	31087 F
DH	NL	UFC	GA	MARSHALLVILLE	31087 F
DH	NL	UPA	GA	MEANSVILLE	30258 F
DH	NL	ES	GA	MILAN	31080 F
DH	NL	ER	GA	WILLEDGEVILLE	31081 F
DH	NL	ER	GA	MONTEZUMA	31083 F
DH	NL	WBW	GA	MONTEZUMA	31083 F
DH	NL	UBD	GA	OGLETHORPE	31088 F
DH	NL	ST	GA	PERRY	31089 F
DH	NL	SAA	GA	PERRY	31089 F
DH	NL	SWA	GA	PERRY	31089 F
DH	NL	UPA	GA	PERRY	31089 F
DH	NL	TSD	GA	PERRY	31089 F
DH	NL	ER	GA	PERRY	31089 F

29

47

S E R V A C T T	A R T I V I G I T C T Y	D O R G R C D	S T A I T E Y	Z I P C O D E	R C D S T A T E
DH	NL	VA	GA PERRY	31088	F
DH	NL	ES	GA PERRY	31088	F
DH	NL	UPA	GA PERRY	31088	F
DH	NL	VA	GA PERRY	31088	F
DH	NL	UFB	GA PERRY	31088	F
DH	NL	TSC	GA PERRY	31088	F
DH	NL	TF	GA PERRY	31088	F
DH	NL	VD	GA PERRY	31088	F
DH	NL	ER	GA PERRY	31088	F
DH	NL	ES	GA PERRY	31088	F
DH	NL	ES	GA PERRY	31088	F
DH	NL	UCC	GA PERRY	31088	F
DH	NL	ES	GA PERRY	31088	F
DH	NL	TSA	GA PERRY	31088	F
DH	NL	SAA	GA PERRY	31088	F
DH	NL	ER	GA PERRY	31088	F
DH	NL	UBA	GA PERRY	31088	F
DH	NL	TF	GA PERRY	31088	F
DH	NL	UBB	GA PERRY	31088	F
DH	NL	ER	GA PERRY	31088	F
DH	NL	ER	GA PERRY	31088	F
DH	NL	SAA	GA PERRY	31088	F
DH	NL	TSD	GA PERRY	31088	F
DH	NL	SWA	GA PERRY	31088	F
DH	NL	DD	GA PERRY	31088	F
DH	NL	ER	GA PERRY	31088	F
DH	NL	WBA	GA PERRY	31088	F
DH	NL	SAA	GA PERRY	31088	F
DH	NL	SAA	GA PERRY	31088	F
DH	NL	UPA	GA PERRY	31088	F
DH	NL	UFB	GA PERRY	31088	F
DH	NL	SWA	GA PINEHURST	31070	F
DH	NL	SAA	GA PINEVIEW	31071	F
DH	NL	ES	GA PITTS	31072	F
DH	NL	UBF	GA RENTZ	31075	F
DH	NL	UBF	GA REYNOLDS	31076	F
DH	NL	WBA	GA REYNOLDS	31076	F
DH	NL	ED	GA RHINE	31077	F
DH	NL	DD	GA ROBERTA	31078	F
DH	NL	XAA	GA ROBINS AFB	31088	F
DH	NL	SAA	GA ROBINS AFB	31088	F
DH	NL	TSD	GA ROBINS AFB	31088	F
DH	NL	XAB	GA ROBINS AFB	31088	F
DH	NL	UBE	GA ROUND OAK	31038	F
DH	NL	UBC	GA ROUND OAK	31038	F
DH	NL	WBA	GA SOPERTON	30457	F
DH	NL	SMB	GA THOMASTON	30286	F

S	A		Z	R
E	C		I	C
R	T	O	P	D
V	I	R	S	
	V	G	T	C
A	I	A	I	C
C	T	C	T	O
T	Y	D	E	D
		E	V	T

DH NL UPA	GA THOMASTON	30288	F
DH NL UFC	GA UNADILLA	31091	F
DH NL ST	GA UNADILLA	31091	F
DH NL ES	GA UNADILLA	31091	F
DH NL SAA	GA UNADILLA	31091	F
DH NL ES	GA UNADILLA	31091	F
DH NL ED	GA VIENNA	31092	F
DH NL UFC	GA WARNER ROBINS	31088	F
DH NL UCC	GA WARNER ROBINS	31088	F
DH NL SAA	GA WARNER ROBINS	31088	F
DH NL XAA	GA WARNER ROBINS	31088	F
DH NL ED	GA WARNER ROBINS	31088	F
DH NL UBB	GA WARNER ROBINS	31088	F
DH NL ST	GA WARNER ROBINS	31088	F
DH NL SWA	GA WARNER ROBINS	31088	F
DH NL TSD	GA WARNER ROBINS	31088	F
DH NL WAW	GA WARNER ROBINS	31088	F
DH NL UFC	GA WARNER ROBINS	31088	F
DH NL WBW	GA WARNER ROBINS	31088	F
DH NL VD	GA WARNER ROBINS	31088	F
DH NL UPA	GA WARNER ROBINS	31088	F
DH NL ER	GA WARNER ROBINS	31088	F
DH NL TSA	GA WARNER ROBINS	31088	F
DH NL ST	GA WARNER ROBINS	31088	F
DH NL SA	GA WARNER ROBINS	31088	F
DH NL ST	GA WARNER ROBINS	31088	F
DH NL ED	GA WARNER ROBINS	31088	F
DH NL SAA	GA WARNER ROBINS	31088	F
DH NL VD	GA WARNER ROBINS	31088	F
DH NL ES	GA WARNER ROBINS	31088	F
DH NL SWA	GA WARNER ROBINS	31088	F
DH NL SAA	GA WARNER ROBINS	31088	F
DH NL SWA	GA WARNER ROBINS	31088	F
DH NL UBF	GA WARNER ROBINS	31088	F
DH NL ST	GA WARNER ROBINS	31088	F
DH NL UCA	GA WARNER ROBINS	31088	F
DH NL UBA	GA WARNER ROBINS	31088	F
DH NL ST	GA WARNER ROBINS	31088	F
DH NL SWA	GA WARNER ROBINS	31088	F
DH NL W	GA WARNER ROBINS	31088	F
DH NL ST	GA WARNER ROBINS	31088	F
DH NL TF	GA WARNER ROBINS	31088	F
DH NL UFB	GA WARNER ROBINS	31088	F
DH NL UBE	GA WARNER ROBINS	31088	F
DH NL ER	GA WARNER ROBINS	31088	F
DH NL ST	GA WARNER ROBINS	31088	F
DH NL SAA	GA WARNER ROBINS	31088	F

40

47

REPORT NO. UPEG750A

LIST FOR LEGAL ADDRESS AND ZIP CODE (DDRE-KI)

DATE 94208 PAGE 00083

S A Z R  
E C I C  
R T O P D  
V I R S  
V V G T C C S  
A I A I O T  
C T C A I D A  
T Y D E V E T

DH NL SAA GA WARNER ROBINS 31088 F  
DH NL SWA GA WARNER ROBINS 31088 F  
DH NL UBF GA WARNER ROBINS 31088 F  
DH NL UFB GA WARNER ROBINS 31088 F  
DH NL SWA GA WARNER ROBINS 31088 F  
DH NL XB GA WARNER ROBINS 31088 F  
DH NL TF GA WARNER ROBINS 31088 F  
DH NL TSC GA WARNER ROBINS 31088 F  
DH NL ES GA WARNER ROBINS 31088 F  
DH NL WA GA WARNER ROBINS 31088 F  
DH NL ER GA WARNER ROBINS 31088 F  
DH NL MBV GA WARNER ROBINS 31088 F  
DH NL ED GA WARNER ROBINS 31088 F  
DH NL UFA GA WARNER ROBINS 31088 F  
DH NL V GA WARNER ROBINS 31088 F  
DH NL HAA GA WARNER ROBINS 31088 F  
DH NL TSC GA WARNER ROBINS 31088 F  
DH NL LP GA WARNER ROBINS 31088 F  
DH NL UCC GA WARNER ROBINS 31088 F  
DH NL ER GA WARNER ROBINS 31088 F  
DH NL WA GA WARNER ROBINS 31088 F  
DH NL WA GA WARNER ROBINS 31088 F  
DH NL WBA GA WARNER ROBINS 31088 F  
DH NL SAA GA WARNER ROBINS 31088 F  
DH NL WBA GA WARNER ROBINS 31088 F  
DH NL T GA WARNER ROBINS 31088 F  
DH NL UBB GA WARNER ROBINS 31088 F  
DH NL WA GA WARNER ROBINS 31088 F  
DH NL SWA GA WARNER ROBINS 31088 F  
DH NL ER GA WARNER ROBINS 31088 F  
DH NL UBB GA WARNER ROBINS 31088 F  
DH NL TF GA WARNER ROBINS 31088 F  
DH NL SAB GA WARNER ROBINS 31088 F  
DH NL WBA GA WARNER ROBINS 31088 F  
DH NL ES GA WARNER ROBINS 31088 F  
DH NL ED GA WARNER ROBINS 31088 F  
DH NL ST GA WARNER ROBINS 31088 F  
DH NL UC GA WARNER ROBINS 31088 F  
DH NL XAA GA WARNER ROBINS 31088 F  
DH NL ST GA WARNER ROBINS 31088 F  
DH NL E GA WARNER ROBINS 31088 F  
DH NL TF GA WARNER ROBINS 31088 F  
DH NL V GA WARNER ROBINS 31088 F  
DH NL SAB GA WARNER ROBINS 31088 F  
DH NL ES GA WARNER ROBINS 31088 F  
DH NL TSB GA WARNER ROBINS 31088 F  
DH NL ER GA WARNER ROBINS 31088 F

LIST FOR LEGAL ADDRESS AND ZIP CODE (DORR-KI)

REPORT NO. LPEGT750A

S	A	Z	R				
E	I	C	D				
V	P	S	T				
A	C	O	A				
C	D	D	A				
T	E	E	T				
DH	ML	UBB	GA	WARNER	ROBINS	31088	F
DH	ML	VAV	GA	WARNER	ROBINS	31088	F
DH	ML	MAA	GA	WARNER	ROBINS	31088	F
DH	ML	ER	GA	WARNER	ROBINS	31088	F
DH	ML	SAA	GA	WARNER	ROBINS	31088	F
DH	ML	XAA	GA	WARNER	ROBINS	31088	F
DH	ML	UBF	GA	WARNER	ROBINS	31088	F
DH	ML	ER	GA	WARNER	ROBINS	31088	F
DH	ML	ER	GA	WARNER	ROBINS	31088	F
DH	ML	UBC	GA	WARNER	ROBINS	31088	F
DH	ML	ES	GA	WARNER	ROBINS	31088	F
DH	ML	XAB	GA	WARNER	ROBINS	31088	F
DH	ML	WBV	GA	WARNER	ROBINS	31088	F
DH	ML	UBE	GA	WARNER	ROBINS	31088	F
DH	ML	DD	GA	WARNER	ROBINS	31088	F
DH	ML	TF	GA	WARNER	ROBINS	31088	F
DH	ML	WB	GA	WARNER	ROBINS	31088	F
DH	ML	MBA	GA	WARNER	ROBINS	31088	F
DH	ML	ES	GA	WARNER	ROBINS	31088	F
DH	ML	ST	GA	WARNER	ROBINS	31088	F
DH	ML	VA	GA	WARNER	ROBINS	31088	F
DH	ML	VA	GA	WARNER	ROBINS	31088	F
DH	ML	VA	GA	WARNER	ROBINS	31088	F
DH	ML	ER	GA	WARNER	ROBINS	31088	F
DH	ML	SAA	GA	WARNER	ROBINS	31088	F
DH	ML	UBE	GA	WARNER	ROBINS	31088	F
DH	ML	ST	GA	WARNER	ROBINS	31088	F
DH	ML	ED	GA	WARNER	ROBINS	31088	F
DH	ML	UBF	GA	WARNER	ROBINS	31088	F
DH	ML	VD	GA	WARNER	ROBINS	31088	F
DH	ML	XB	GA	WARNER	ROBINS	31088	F
DH	ML	XAB	GA	WARNER	ROBINS	31088	F
DH	ML	ES	GA	WARNER	ROBINS	31088	F
DH	ML	XAA	GA	WARNER	ROBINS	31088	F
DH	ML	ES	GA	WARNER	ROBINS	31088	F
DH	ML	ED	GA	WARNER	ROBINS	31088	F
DH	ML	SAA	GA	WARNER	ROBINS	31088	F
DH	ML	ST	GA	WARNER	ROBINS	31088	F
DH	ML	UCA	GA	WARNER	ROBINS	31088	F
DH	ML	SWA	GA	WARNER	ROBINS	31088	F
DH	ML	UFA	GA	WARNER	ROBINS	31088	F
DH	ML	UBA	GA	WARNER	ROBINS	31088	F
DH	ML	V	GA	WARNER	ROBINS	31088	F
DH	ML	UBC	GA	WARNER	ROBINS	31088	F
DH	ML	ES	GA	WARNER	ROBINS	31088	F
DH	ML	UPA	GA	WARNER	ROBINS	31088	F

S	A		Z	R
E	C		I	C
R	T	O	P	D
V	I	R		
	V	Q	S	
A	I		T	C
C	T	C	A	S
T	Y	D	I	O
			D	T
			E	A
				T

DH NL SAA	GA WARNER ROBINS	31093	F
DH NL E	GA WARNER ROBINS	31093	F
DH NL UBF	GA WARNER ROBINS	31093	F
DH NL UBC	GA WARNER ROBINS	31093	F
DH NL SAB	GA WARNER ROBINS	31093	F
DH NL ES	GA WARNER ROBINS	31093	F
DH NL UCC	GA WARNER ROBINS	31093	F
DH NL LPA	GA WARNER ROBINS	31093	F
DH NL ED	GA WARNER ROBINS	31093	F
DH NL ER	GA WARNER ROBINS	31093	F
DH NL LPA	GA WARNER ROBINS	31093	F
DH NL SWA	GA WARNER ROBINS	31093	F
DH NL ER	GA WARNER ROBINS	31093	F
DH NL LPA	GA WARNER ROBINS	31093	F
DH NL ST	GA WARNER ROBINS	31093	F
DH NL WBW	GA WARNER ROBINS	31093	F
DH NL SWA	GA WARNER ROBINS	31093	F
DH NL TSB	GA WARNER ROBINS	31093	F
DH NL ER	GA WARNER ROBINS	31093	F
DH NL SAB	GA WARNER ROBINS	31093	F
DH NL ER	GA WARNER ROBINS	31093	F
DH NL TSC	GA WARNER ROBINS	31093	F
DH NL TSC	GA WARNER ROBINS	31093	F
DH NL ER	GA WARNER ROBINS	31093	F
DH NL UBB	GA WARNER ROBINS	31093	F
DH NL ER	GA WARNER ROBINS	31093	F
DH NL ST	GA WARNER ROBINS	31093	F
DH NL LPA	GA WARNER ROBINS	31093	F
DH NL ES	GA WARNER ROBINS	31093	F
DH NL SWA	GA WARNER ROBINS	31093	F
DH NL LFC	GA WARNER ROBINS	31093	F
DH NL ST	GA WARNER ROBINS	31093	F
DH NL XB	GA WARNER ROBINS	31093	F
DH NL SWA	GA WARNER ROBINS	31093	F
DH NL SA	GA WARNER ROBINS	31093	F
DH NL SWA	GA WARNER ROBINS	31093	F
DH NL SWA	GA WARNER ROBINS	31093	F
DH NL DD	GA WARNER ROBINS	31093	F
DH NL SAB	GA WARNER ROBINS	31093	F
DH NL UCB	GA WARNER ROBINS	31093	F
DH NL TF	GA WARNER ROBINS	31093	F
DH NL SAA	GA WARNER ROBINS	31093	F
DH NL SWA	GA WARNER ROBINS	31093	F
DH NL ES	GA WARNER ROBINS	31093	F
DH NL SAB	GA WARNER ROBINS	31093	F
DH NL X	GA WARNER ROBINS	31093	F
DH NL UCA	GA WARNER ROBINS	31093	F

REPORT NO. UPEG750A

LIST FOR LEGAL ADDRESS AND ZIP CODE (DDRE-KI)

DATE 84208 PAGE 00088

S	A			Z	R
E	C			I	C
R	T	O		P	D
V	I	R	S		
V	V	G	T	C	S
A	I		A	I	O
C	T	C	T	T	D
T	Y	D	E	Y	E

DH NL UCB	GA WARNER ROBINS	31093 F
DH NL X	GA WARNER ROBINS	31093 F
DH NL TSA	GA WARNER ROBINS	31093 F
DH NL UPA	GA WARNER ROBINS	31093 F
DH NL WBW	GA WARNER ROBINS	31093 F
DH NL ST	GA WARNER ROBINS	31093 F
DH NL WBA	GA WARNER ROBINS	31093 F
DH NL UC	GA WARNER ROBINS	31093 F
DH NL UBF	GA WARNER ROBINS	31093 F
DH NL UPA	GA WARNER ROBINS	31093 F
DH NL ST	GA WARNER ROBINS	31093 F
DH NL SAA	GA WARNER ROBINS	31093 F
DH NL ED	GA WARNER ROBINS	31093 F
DH NL ER	GA WARNER ROBINS	31093 F
DH NL UC	GA WARNER ROBINS	31093 F
DH NL WAW	GA WARNER ROBINS	31093 F
DH NL SAA	GA WARNER ROBINS	31093 F
DH NL UFC	GA WARNER ROBINS	31093 F
DH NL UPA	GA WARNER ROBINS	31093 F
DH NL ER	GA WARNER ROBINS	31093 F
DH NL SAA	GA WARNER ROBINS	31093 F
DH NL ED	GA WARNER ROBINS	31093 F
DH NL VD	GA WARNER ROBINS	31093 F
DH NL XAB	GA WARNER ROBINS	31093 F
DH NL UCB	GA WARNER ROBINS	31093 F
DH NL SAB	GA WARNER ROBINS	31093 F
DH NL UFA	GA WARNER ROBINS	31093 F
DH NL TF	GA WARNER ROBINS	31093 F
DH NL ES	GA WARNER ROBINS	31093 F
DH NL SAA	GA WARNER ROBINS	31093 F
DH NL ES	GA WARNER ROBINS	31093 F
DH NL UFC	GA WARNER ROBINS	31093 F
DH NL SWA	GA WARNER ROBINS	31093 F
DH NL UBF	GA WARNER ROBINS	31093 F
DH NL SWB	GA WARNER ROBINS	31093 F
DH NL WA	GA WARNER ROBINS	31093 F
DH NL ES	GA WARNER ROBINS	31093 F
DH NL TSC	GA WARNER ROBINS	31093 F
DH NL UCB	GA WARNER ROBINS	31093 F
DH NL WBW	GA WARNER ROBINS	31093 F
DH NL SAA	GA WARNER ROBINS	31093 F
DH NL TSA	GA WARNER ROBINS	31093 F
DH NL ER	GA WARNER ROBINS	31093 F
DH NL ES	GA WARNER ROBINS	31093 F
DH NL WBW	GA WARNER ROBINS	31093 F
DH NL WAA	GA WARNER ROBINS	31093 F
DH NL ST	GA WARNER ROBINS	31093 F

LIST FOR LEGAL ADDRESS AND ZIP CODE (DDRE-KI)

REPORT NO. UPEG750A

S	A	R	T	O	R	I	R	G	V	A	I	C	T	Y	D	S	T	C	A	I	T	E	Y	Z	I	P	R	C	D		
DH	ML	UB								GA	WARNER	ROBINS	31093	F																	
DH	ML	ED								GA	WARNER	ROBINS	31093	F																	
DH	ML	WBA								GA	WARNER	ROBINS	31093	F																	
DH	ML	SVA								GA	WARNER	ROBINS	31093	F																	
DH	ML	TSB								GA	WARNER	ROBINS	31093	F																	
DH	ML	WBV								GA	WARNER	ROBINS	31093	F																	
DH	ML	SAA								GA	WARNER	ROBINS	31093	F																	
DH	ML	SAB								GA	WARNER	ROBINS	31093	F																	
DH	ML	ER								GA	WARNER	ROBINS	31093	F																	
DH	ML	LPA								GA	WARNER	ROBINS	31093	F																	
DH	ML	UBF								GA	WARNER	ROBINS	31093	F																	
DH	ML	U								GA	WARNER	ROBINS	31093	F																	
DH	ML	SA								GA	WARNER	ROBINS	31093	F																	
DH	ML	ES								GA	WARNER	ROBINS	31093	F																	
DH	ML	ER								GA	WARNER	ROBINS	31093	F																	
DH	ML	MAA								GA	WARNER	ROBINS	31093	F																	
DH	ML	TSB								GA	WARNER	ROBINS	31093	F																	
DH	ML	ER								GA	WARNER	ROBINS	31093	F																	
DH	ML	ES								GA	WARNER	ROBINS	31093	F																	
DH	ML	ER								GA	WARNER	ROBINS	31093	F																	
DH	ML	TF								GA	WARNER	ROBINS	31093	F																	
DH	ML	LPA								GA	WARNER	ROBINS	31093	F																	
DH	ML	SAA								GA	WARNER	ROBINS	31093	F																	
DH	ML	XAA								GA	WARNER	ROBINS	31093	F																	
DH	ML	ES								GA	WARNER	ROBINS	31093	F																	
DH	ML	XB								GA	WARNER	ROBINS	31093	F																	
DH	ML	SAA								GA	WARNER	ROBINS	31093	F																	
DH	ML	TSB								GA	WARNER	ROBINS	31093	F																	
DH	ML	ST								GA	WARNER	ROBINS	31093	F																	
DH	ML	SVA								GA	WARNER	ROBINS	31093	F																	
DH	ML	ED								GA	WARNER	ROBINS	31093	F																	
DH	ML	SAA								GA	WARNER	ROBINS	31093	F																	
DH	ML	SVA								GA	WARNER	ROBINS	31093	F																	
DH	ML	UBE								GA	WARNER	ROBINS	31093	F																	
DH	ML	ES								GA	WARNER	ROBINS	31093	F																	
DH	ML	ST								GA	WARNER	ROBINS	31093	F																	
DH	ML	ST								GA	WARNER	ROBINS	31093	F																	
DH	ML	VA								GA	WARNER	ROBINS	31093	F																	
DH	ML	LPA								GA	WARNER	ROBINS	31093	F																	
DH	ML	UBF								GA	WARNER	ROBINS	31093	F																	
DH	ML	UCC								GA	WARNER	ROBINS	31093	F																	
DH	ML	SAA								GA	WARNER	ROBINS	31093	F																	
DH	ML	SAA								GA	WARNER	ROBINS	31093	F																	

471



S	A			Z	R
E	C			I	C
R	T	O		P	D
V	I	R	S		
	V	G	T	C	S
A	I	G	A	I	O
C	T	C	T	T	D
T	Y	D	E	Y	A

DH	NL	ES	GA	WARNER	ROBINS	31099	F
DH	NL	SWA	GA	WARNER	ROBINS	31099	F
DH	NL	ER	GA	WARNER	ROBINS	31099	F
DH	NL	UPA	GA	WARNER	ROBINS	31099	F
DH	NL	WAA	GA	WARNER	ROBINS	31099	F
DH	NL	ER	GA	WARNER	ROBINS	31099	F
DH	NL	ER	GA	WARNER	ROBINS	31099	F
DH	NL	UCB	GA	WARNER	ROBINS	31099	F
DH	NL	UFC	GA	WARNER	ROBINS	31099	F
DH	NL	TSC	GA	WARNER	ROBINS	31099	F
DH	NL	WBA	GA	WARNER	ROBINS	31099	F
DH	NL	TSA	GA	WARNER	ROBINS	31099	F
DH	NL	UBC	GA	WARNER	ROBINS	31099	F
DH	NL	UBE	GA	WARNER	ROBINS	31099	F
DH	NL	ES	GA	WARNER	ROBINS	31099	F
DH	NL	UFA	GA	WARNER	ROBINS	31099	F
DH	NL	SWA	GA	WARNER	ROBINS	31099	F
DH	NL	UPA	GA	WARNER	ROBINS	31099	F
DH	NL	TF	GA	WARNER	ROBINS	31099	F
DH	NL	UBA	GA	WARNER	ROBINS	31099	F
DH	NL	UPA	GA	WARNER	ROBINS	31099	F

21

17 x 47 = 799  
 + 21  
 + 21  
 -----  
 841

LIST FOR LEGAL ADDRESS AND ZIP CODE (DDRE-KI)

REPORT NO. UJEG750A

REPORT SUMMARY

COUNT  
3170

?@UJEG750A 0003786

94208 074638 DMP1

1990 Census Of Population And Housing Summary Tape File 1A

Geography:

040 Georgia  
050 Appling County

T. 21

Data Item:

MEDIAN VALUE

Universe: Specified owner-occupied housing units  
Median value

Appling County.....	39,200
Atkinson County.....	30,300
Bacon County.....	40,500
Baker County.....	36,600
Baldwin County.....	54,900
Banks County.....	51,100
Barrow County.....	64,000
Bartow County.....	63,100
Ben Hill County.....	42,300
Berrien County.....	40,400
Bibb County.....	57,900
Bleckley County.....	41,000
Brantley County.....	36,400
Brooks County.....	42,200
Bryan County.....	70,200
Bulloch County.....	59,900
Burke County.....	43,500
Butts County.....	55,500
Calhoun County.....	29,400
Camden County.....	66,700
Candler County.....	44,700
Carroll County.....	60,300
Catoosa County.....	56,500
Charlton County.....	41,200
Chatham County.....	63,300
Chattahoochee County.....	42,600
Chattooga County.....	34,700
Cherokee County.....	86,600
Clarke County.....	73,200
Clay County.....	31,300
Clayton County.....	70,100
Clinch County.....	33,600
Cobb County.....	97,700
Coffee County.....	45,600
Colquitt County.....	40,700
Columbia County.....	83,700
Cook County.....	39,500
Coweta County.....	68,700
Crawford County.....	49,500
Crisp County.....	47,100
Dade County.....	45,100
Dawson County.....	80,900
Decatur County.....	42,700
DeKalb County.....	91,600
Dodge County.....	33,700
Dooly County.....	39,200
Dougherty County.....	57,500
Douglas County.....	73,400

Early County.....	40,100
Echols County.....	40,000
Effingham County.....	61,300
Elbert County.....	44,600
Emanuel County.....	35,200
Evans County.....	44,100
Fannin County.....	48,000
Fayette County.....	116,700
Floyd County.....	50,100
Forsyth County.....	96,200
Franklin County.....	49,500
Fulton County.....	97,700
Gilmer County.....	56,800
Glascok County.....	30,700
Glynn County.....	67,200
Gordon County.....	53,100
Grady County.....	41,400
Greene County.....	38,800
Gwinnett County.....	95,900
Habersham County.....	57,800
Hall County.....	75,400
Hancock County.....	29,200
Haralson County.....	47,100
Harris County.....	64,500
Hart County.....	51,700
Heard County.....	43,900
Henry County.....	81,200
Houston County.....	62,100
Irwin County.....	40,900
Jackson County.....	55,300
Jasper County.....	51,100
Jeff Davis County.....	39,200
Jefferson County.....	38,300
Jenkins County.....	39,500
Johnson County.....	31,600
Jones County.....	63,500
Lamar County.....	47,600
Lanier County.....	37,500
Laurens County.....	46,500
Lee County.....	65,300
Liberty County.....	60,400
Lincoln County.....	46,000
Long County.....	40,500
Lowndes County.....	60,800
Lumpkin County.....	66,400
McDuffie County.....	48,000
McIntosh County.....	37,500
Macon County.....	35,900
Madison County.....	53,900
Marion County.....	38,400
Meriwether County.....	39,900
Miller County.....	41,200
Mitchell County.....	40,800
Monroe County.....	62,400
Montgomery County.....	40,100
Morgan County.....	55,000
Murray County.....	52,000
Muscogee County.....	58,900
Newton County.....	65,400
Oconee County.....	77,900

Cherokee County.....	52,500
Paulding County.....	68,600
Peach County.....	56,700
Pickens County.....	59,500
Pierce County.....	41,700
Pike County.....	51,600
Polk County.....	41,600
Pulaski County.....	44,900
Putnam County.....	59,000
Quitman County.....	36,400
Rabun County.....	65,900
Randolph County.....	33,000
Richmond County.....	58,500
Rockdale County.....	86,200
Schley County.....	40,400
Screven County.....	41,800
Seminole County.....	42,800
Spalding County.....	57,700
Stephens County.....	49,900
Stewart County.....	30,400
Sumter County.....	45,300
Talbot County.....	35,100
Taliaferro County.....	28,600
Tattnall County.....	43,500
Taylor County.....	35,800
Telfair County.....	31,100
Terrell County.....	41,200
Thomas County.....	46,400
Tift County.....	51,600
Toombs County.....	49,100
Towns County.....	69,400
Treutlen County.....	33,300
Troup County.....	54,600
Turner County.....	37,000
Twiggs County.....	37,300
Union County.....	58,300
Upson County.....	41,300
Walker County.....	45,800
Walton County.....	66,700
Ware County.....	41,200
Warren County.....	33,200
Washington County.....	39,600
Wayne County.....	44,500
Webster County.....	30,900
Wheeler County.....	29,700
White County.....	69,700
Whitfield County.....	61,200
Wilcox County.....	32,000
Wilkes County.....	42,200
Wilkinson County.....	40,000
Worth County.....	45,700

U.S. Department of Commerce  
Economics and Statistics Administration  
BUREAU OF THE CENSUS

1990 CH-2-12

1990 Census of Housing  
Detailed Housing  
Characteristics  
**Georgia**

CENSUS '90



DO NOT CIRCULATE

C 3.224/3:1990 CH-2-12






Table 68. Financial Characteristics: 1990—Con.

[Data based on sample and subject to sampling variability, see text. For definitions of terms and meanings of symbols, see text.]

County	DeKalb County	Dawson County	DeKalb County	DeKalb County	Dodge County	Dooly County	DeKalb County	Douglas County	Early County	Echols County
<b>HOUSEHOLD INCOME IN 1989</b>										
Occupied housing units	4 661	3 260	8 968	388 698	6 287	3 357	34 163	34 277	4 263	816
Median income (dollars)	20 224	27 757	20 354	35 267	18 666	16 001	22 657	36 861	16 483	21 773
Owner occupied	3 689	2 863	6 435	120 587	4 748	2 445	17 864	18 880	2 948	664
Median income (dollars)	22 245	28 689	23 743	45 606	23 024	20 372	33 501	40 490	20 014	23 241
Renter occupied	972	497	2 533	88 103	1 539	1 112	16 299	5 397	1 315	152
Median income (dollars)	15 547	20 391	12 025	24 911	9 778	7 327	15 161	25 288	9 089	14 500
Specified owner-occupied housing units	1 912	1 313	4 199	169 886	2 779	1 645	14 898	14 783	1 716	253
<b>MORTGAGE STATUS AND SELECTED MONTHLY OWNER COSTS</b>										
With a mortgage	922	670	2 395	89 465	1 417	665	10 393	12 062	922	119
Less than \$200	15	11	107	306	67	46	165	22	82	8
\$200 to \$299	85	25	283	1 625	97	96	618	149	130	14
\$300 to \$399	178	25	421	4 762	332	118	1 316	639	171	17
\$400 to \$499	175	57	453	7 090	264	115	1 406	1 051	184	17
\$500 to \$599	221	88	374	8 127	191	68	1 796	1 188	99	19
\$600 to \$699	126	111	259	9 290	166	74	1 166	1 829	111	17
\$700 to \$799	46	91	201	11 120	88	61	972	2 105	45	12
\$800 to \$899	35	96	90	10 722	121	33	939	1 561	43	3
\$900 to \$999	10	48	87	8 882	22	11	508	1 098	27	4
\$1,000 to \$1,249	16	140	54	12 733	35	30	720	1 355	14	8
\$1,250 to \$1,499	-	49	28	6 610	12	8	245	534	14	-
\$1,500 to \$1,999	11	76	30	5 219	-	5	245	273	2	-
\$2,000 or more	14	33	8	2 979	-	-	97	38	-	-
Median (dollars)	306	632	493	823	468	461	588	745	44	515
Mean (dollars)	550	957	652	911	518	523	664	777	481	329
Not mortgaged	980	463	1 764	20 121	1 362	780	4 497	2 720	794	136
Less than \$100	144	19	321	743	305	145	325	137	131	20
\$100 to \$199	517	227	907	5 877	730	391	2 216	1 265	389	72
\$200 to \$299	263	119	366	7 376	235	177	1 466	1 011	228	37
\$300 to \$399	54	68	127	3 955	66	57	317	229	40	7
\$400 to \$499	2	8	43	1 323	24	6	90	42	6	-
\$500 or more	-	2	-	827	2	4	83	36	-	-
Median (dollars)	170	189	156	245	154	165	189	198	173	130
Mean (dollars)	175	207	171	262	165	173	207	209	177	165
<b>MORTGAGE STATUS AND SELECTED MONTHLY OWNER COSTS AS A PERCENTAGE OF HOUSEHOLD INCOME IN 1989</b>										
With a mortgage	922	670	2 395	89 465	1 417	665	10 393	12 062	922	119
Less than 10 percent	100	65	147	7 710	143	72	1 056	849	110	16
10 to 14 percent	134	69	491	13 934	288	155	2 327	1 957	168	19
15 to 19 percent	248	64	544	18 749	327	134	2 190	2 905	210	35
20 to 24 percent	128	196	388	15 833	251	82	1 449	2 342	131	13
25 to 29 percent	112	131	294	11 373	118	45	946	1 465	70	5
30 to 34 percent	99	92	192	6 797	42	23	577	782	66	10
35 percent or more	142	253	323	14 682	234	139	1 556	1 647	147	21
Not computed	9	-	16	347	14	34	72	15	-	-
Median	19.6	26.6	20.1	21.3	19.1	18.8	19.1	20.5	19.4	18.5
Not mortgaged	980	463	1 764	20 121	1 362	780	4 497	2 720	794	136
Less than 10 percent	498	191	770	10 320	547	317	1 978	1 548	327	48
10 to 14 percent	193	87	278	3 945	275	139	894	556	188	40
15 to 19 percent	77	82	153	1 919	146	108	497	283	67	10
20 to 24 percent	58	2	163	1 063	134	71	303	140	33	20
25 to 29 percent	37	22	84	744	96	46	142	65	66	3
30 to 34 percent	36	2	35	469	35	23	162	63	14	2
35 percent or more	73	49	274	1 399	121	59	433	239	89	10
Not computed	8	-	7	242	18	17	88	6	10	3
Median	10.0	11.5	12.0	10.0	12.3	12.3	11.3	10.0	11.7	12.3
Specified owner-occupied housing units	888	468	1 681	87 891	1 313	1 017	16 188	8 229	1 238	136
<b>GROSS RENT</b>										
Less than \$100	6	4	88	901	122	45	312	16	72	9
\$100 to \$149	27	12	278	1 383	228	177	895	110	132	6
\$150 to \$199	64	31	276	949	254	154	1 280	84	139	15
\$200 to \$249	131	30	355	1 819	135	167	1 839	143	231	21
\$250 to \$299	132	25	383	1 169	240	90	1 836	70	167	17
\$300 to \$349	106	39	222	2 166	347	104	2 337	132	113	12
\$350 to \$399	84	71	200	2 970	86	51	2 023	343	79	13
\$400 to \$449	93	52	92	7 891	30	32	988	399	33	2
\$450 to \$499	31	24	91	11 593	21	16	1 140	632	3	-
\$500 to \$549	38	19	42	12 956	29	2	747	666	23	-
\$550 to \$599	11	29	29	12 217	13	6	449	565	-	2
\$600 to \$649	15	21	35	8 957	-	2	283	544	-	-
\$650 to \$699	3	10	4	6 507	-	2	127	410	11	-
\$700 to \$749	3	5	14	4 836	4	-	84	321	-	-
\$750 to \$799	2	14	-	8 807	-	-	114	508	-	-
\$800 or more	-	-	-	2 240	-	-	30	114	-	-
cash rent	114	84	276	1	177	1	384	272	211	39
Mean (dollars)	301	387	261	552	220	236	336	249	229	244
Median (dollars)	324	405	279	567	236	233	343	356	342	248



Table 68. Financial Characteristics: 1990—Con.

[Data based on sample and subject to sampling variability, see text. For definitions of terms and meanings of symbols, see text.]

County	Harrison County	Maric County	Mart County	Heard County	Henry County	Houston County	Twin County	Jackson County	Jasper County	Art Davis County
<b>HOUSEHOLD INCOME IN 1989</b>										
Sampled housing units	8 268	4 484	7 489	3 893	20 012	22 433	3 142	10 721	3 084	4 237
Owner occupied	22 401	24 983	24 177	21 233	37 482	31 143	20 180	24 783	25 500	21 199
Median income (dollars)	4 283	5 315	5 918	2 441	16 491	21 106	2 304	8 056	2 323	3 187
Mean (dollars)	25 783	29 202	26 440	23 433	40 792	37 472	23 670	27 558	29 523	24 218
Renter occupied	1 945	1 139	1 341	1 652	3 321	11 327	838	2 665	713	1 170
Median income (dollars)	14 674	14 606	13 781	14 134	24 983	21 407	9 477	16 192	13 714	13 516
Mean (dollars)										
Specified owner-occupied housing units	3 686	2 990	3 373	984	12 861	14 981	1 157	4 043	1 402	1 799
<b>MORTGAGE STATUS AND SELECTED MONTHLY OWNER COSTS</b>										
With a mortgage	1 925	1 492	1 424	492	9 834	13 276	492	2 126	748	1 120
Less than \$200	14	40	34	20	24	203	13	43	11	71
\$200 to \$299	116	92	113	44	217	911	41	182	48	222
\$300 to \$399	313	181	263	82	389	1 374	128	259	70	210
\$400 to \$499	348	208	220	91	328	1 442	98	308	68	183
\$500 to \$599	348	274	240	87	811	1 784	42	337	107	137
\$600 to \$699	294	201	192	89	1 270	1 883	44	280	120	97
\$700 to \$799	164	203	183	18	1 723	1 675	35	282	25	53
\$800 to \$899	115	143	69	33	1 704	1 226	44	159	77	73
\$900 to \$999	87	49	45	13	1 184	901	-	67	36	42
\$1,000 to \$1,249	72	204	46	13	1 343	901	43	119	91	22
\$1,250 to \$1,499	39	39	36	-	361	361	-	42	10	10
\$1,500 to \$1,999	5	22	31	2	204	148	-	35	8	-
\$2,000 or more	-	-	-	-	76	43	-	13	7	-
Median (dollars)	543	417	520	308	797	624	472	380	632	430
Mean (dollars)	587	674	612	325	822	641	543	435	701	486
Not mortgaged	1 471	1 298	1 749	444	2 727	3 705	645	1 917	654	679
Less than \$100	170	223	144	83	125	260	62	331	97	133
\$100 to \$199	979	644	952	254	1 204	2 081	398	1 082	308	399
\$200 to \$299	429	270	504	94	981	1 058	150	404	211	108
\$300 to \$399	34	130	117	11	314	241	44	58	31	27
\$400 to \$499	17	4	30	-	42	30	11	17	7	-
\$500 or more	22	7	-	-	39	35	-	25	-	12
Median (dollars)	169	180	180	150	203	179	174	154	180	145
Mean (dollars)	177	178	189	153	218	191	182	148	186	164
<b>MORTGAGE STATUS AND SELECTED MONTHLY OWNER COSTS AS A PERCENTAGE OF HOUSEHOLD INCOME IN 1989</b>										
With a mortgage	1 925	1 492	1 424	492	9 834	13 276	492	2 126	748	1 120
Less than 10 percent	161	217	175	16	271	1 487	70	220	55	140
10 to 14 percent	349	318	372	93	1 316	2 920	80	333	89	220
15 to 19 percent	449	328	223	141	2 112	3 119	103	475	171	230
20 to 24 percent	315	313	203	62	2 290	2 238	98	394	143	121
25 to 29 percent	257	131	224	51	1 390	1 393	25	272	61	78
30 to 34 percent	81	135	193	22	696	670	17	134	37	35
35 percent or more	305	226	215	97	1 444	1 407	93	284	178	276
Not computed	18	4	9	-	15	42	6	12	14	-
Median	20.0	19.7	20.7	19.9	22.0	18.5	19.5	20.4	21.8	18.9
Not mortgaged	1 471	1 298	1 749	444	2 727	3 705	645	1 917	654	679
Less than 10 percent	716	640	784	63	1 354	2 253	295	1 011	337	359
10 to 14 percent	338	289	459	63	582	544	49	369	119	96
15 to 19 percent	143	73	198	30	337	294	74	139	39	75
20 to 24 percent	130	104	111	39	103	146	32	132	26	27
25 to 29 percent	108	49	48	8	76	108	44	58	21	43
30 to 34 percent	45	47	45	12	51	44	39	31	24	19
35 percent or more	157	71	93	42	252	281	81	144	65	47
Not computed	34	23	11	4	-	13	31	13	23	13
Median	11.6	10.0	10.9	10.0	10.1	10.0	11.6	10.0	10.0	10.0
Specified renter-occupied housing units	1 794	982	1 484	376	3 162	11 799	729	3 486	645	1 073
<b>GROSS RENT</b>										
Less than \$100	79	16	110	12	55	147	46	52	21	26
\$100 to \$149	114	90	174	41	72	224	131	127	62	149
\$150 to \$199	169	72	112	49	99	329	36	149	41	42
\$200 to \$249	253	87	131	116	74	542	121	250	103	191
\$250 to \$299	208	104	193	89	94	673	101	282	58	145
\$300 to \$349	318	139	202	75	112	1 444	61	339	94	177
\$350 to \$399	228	89	150	54	244	1 394	35	244	28	80
\$400 to \$449	153	74	82	16	314	1 391	14	214	22	39
\$450 to \$499	17	34	30	17	230	1 134	22	178	45	49
\$500 to \$549	68	34	17	-	263	821	-	110	12	13
\$550 to \$599	21	35	-	5	318	635	-	53	-	10
\$600 to \$649	12	14	-	-	295	324	-	24	3	4
\$650 to \$699	-	2	-	6	185	223	-	21	-	-
\$700 to \$749	-	-	4	2	82	198	8	10	-	-
\$750 to \$799	-	-	-	-	228	301	-	2	14	-
\$800 or more	-	9	-	-	72	38	-	12	-	-
No cash rent	152	151	227	92	203	1 021	134	290	112	147
Median (dollars)	299	310	244	273	331	394	221	330	283	274
Mean (dollars)	291	321	260	280	515	409	233	336	297	274

Table 68. Financial Characteristics: 1990—Con.

[Data based on sample and subject to sampling variability, see text. For definitions of terms and meanings of symbols, see text.]

County	Jefferson County	Jenkins County	Johnson County	Jones County	Lamar County	Lanier County	Lorain County	Low County	Liberty County	Lincoln County
<b>HOUSEHOLD INCOME IN 1989</b>										
Occupied housing units .....	6 898	3 981	3 818	7 988	4 649	1 965	14 914	8 199	13 136	3 782
Owner occupied .....	16 405	16 817	17 442	32 340	22 517	17 925	21 548	30 940	21 172	21 009
Median income (dollars) .....	4 213	2 099	2 348	6 113	3 247	1 404	10 285	4 048	6 579	2 171
Renter occupied .....	20 822	21 728	19 954	35 351	26 629	20 026	27 148	34 286	27 170	23 548
Median income (dollars) .....	1 880	852	642	1 187	1 402	561	4 229	1 151	8 557	531
Median income (dollars) .....	9 407	8 406	9 786	18 548	14 926	15 549	10 880	19 451	18 412	12 047
Specified owner-occupied housing units .....	3 287	1 843	1 289	3 227	1 888	677	6 288	3 378	4 448	1 116
<b>MORTGAGE STATUS AND SELECTED MONTHLY OWNER COSTS</b>										
With a mortgage .....	1 347	595	497	2 347	998	303	3 709	2 135	3 254	533
Less than \$200 .....	66	88	35	-	38	-	99	14	10	33
\$200 to \$299 .....	216	68	105	161	90	30	354	136	157	78
\$300 to \$399 .....	291	88	161	147	130	61	518	178	269	118
\$400 to \$499 .....	221	144	84	178	205	43	694	187	296	47
\$500 to \$599 .....	176	70	36	250	131	52	482	386	505	82
\$600 to \$699 .....	105	70	38	427	84	42	482	488	334	71
\$700 to \$799 .....	48	-	7	358	19	384	324	545	445	19
\$800 to \$899 .....	77	23	20	171	100	25	225	230	411	13
\$900 to \$999 .....	5	3	-	291	37	-	133	191	152	23
\$1,000 to \$1,249 .....	23	4	-	64	-	7	35	42	83	25
\$1,250 to \$1,499 .....	4	7	-	59	7	-	69	11	25	2
\$1,500 to \$1,999 .....	7	-	-	7	10	-	17	-	-	4
\$2,000 or more .....	423	425	349	678	524	479	534	652	674	443
Median (dollars) .....	484	478	414	734	398	326	596	446	686	544
Mean (dollars) .....	1 140	468	712	980	882	374	2 574	646	1 189	583
Not mortgaged .....	228	27	140	55	78	29	318	50	183	108
Less than \$100 .....	634	292	391	553	304	267	1 406	191	557	301
\$100 to \$199 .....	200	123	157	283	254	62	674	148	316	161
\$200 to \$299 .....	69	17	7	40	9	-	130	31	105	13
\$300 to \$399 .....	15	-	-	-	19	-	36	7	2	-
\$400 to \$499 .....	4	-	-	-	10	-	10	7	2	-
\$500 or more .....	150	168	155	184	171	149	171	191	170	171
Median (dollars) .....	163	178	161	197	181	161	179	201	183	169
Mean (dollars) .....										
<b>MORTGAGE STATUS AND SELECTED MONTHLY OWNER COSTS AS A PERCENTAGE OF HOUSEHOLD INCOME IN 1989</b>										
With a mortgage .....	1 347	595	497	2 347	998	303	3 709	2 135	3 254	533
Less than 10 percent .....	181	111	75	299	84	33	393	181	116	61
10 to 14 percent .....	213	95	93	476	160	47	787	401	344	113
15 to 19 percent .....	271	93	114	345	147	84	763	499	536	91
20 to 24 percent .....	182	65	67	375	247	35	376	459	679	91
25 to 29 percent .....	112	27	63	152	166	43	380	241	901	31
30 to 34 percent .....	91	38	14	149	75	17	223	134	298	31
35 percent or more .....	280	133	62	318	177	44	413	210	747	115
Not computed .....	7	9	13	-	-	-	34	10	33	-
Median .....	19.2	19.4	18.3	18.5	22.1	19.3	19.3	19.8	24.5	20.1
Mean .....	1 140	468	712	980	882	374	2 574	440	1 189	583
Not mortgaged .....	483	163	247	447	343	134	1 146	158	505	254
Less than 10 percent .....	199	57	150	195	199	102	595	93	234	96
10 to 14 percent .....	124	34	100	110	94	48	268	56	134	78
15 to 19 percent .....	126	64	48	51	81	25	176	80	84	22
20 to 24 percent .....	43	34	44	53	47	9	77	28	84	13
25 to 29 percent .....	40	24	41	18	13	8	103	2	26	13
30 to 34 percent .....	106	100	79	97	96	35	164	43	99	50
35 percent or more .....	19	-	3	9	7	13	45	-	11	19
Not computed .....	11.9	17.1	13.4	11.0	12.4	12.3	11.0	13.3	11.8	11.4
Median .....										
Mean .....										
Specified owner-occupied housing units .....	1 781	776	688	1 118	1 818	488	4 842	1 895	8 492	478
<b>GROSS RENT</b>										
Less than \$100 .....	107	51	52	14	25	14	195	34	109	12
\$100 to \$149 .....	238	108	111	77	142	19	321	47	224	113
\$150 to \$199 .....	332	109	117	52	74	38	420	44	134	43
\$200 to \$249 .....	233	84	54	93	100	74	523	49	245	48
\$250 to \$299 .....	239	84	81	127	149	77	538	115	396	75
\$300 to \$349 .....	136	123	74	157	237	96	517	69	1 170	21
\$350 to \$399 .....	45	30	12	161	131	22	375	125	1 522	30
\$400 to \$449 .....	82	12	10	125	153	32	296	104	1 232	21
\$450 to \$499 .....	40	14	7	44	69	24	190	112	769	32
\$500 to \$549 .....	17	-	-	15	35	14	89	101	599	9
\$550 to \$599 .....	8	-	9	12	17	6	45	19	424	-
\$600 to \$649 .....	1	-	-	40	18	6	53	49	299	-
\$650 to \$699 .....	3	-	-	9	16	4	17	12	137	-
\$700 to \$749 .....	1	-	-	4	-	-	4	4	100	-
\$750 to \$999 .....	-	-	-	-	15	-	34	24	133	3
\$1,000 or more .....	-	-	-	-	-	-	7	-	52	-
No cash rent .....	229	157	74	157	114	57	410	161	945	63
Median (dollars) .....	219	219	191	337	325	292	285	390	399	241
Mean (dollars) .....	234	229	216	339	321	300	295	387	415	252

4  
C 3 223/3 : 1990 CH-2-5

U.S. Department of Commerce  
Economics and Statistics Administration  
BUREAU OF THE CENSUS

1990 CH-2-5

CENSUS '90



1990 Census of Housing  
Detailed Housing  
Characteristics  
Arkansas

DO NOT CIRCULATE

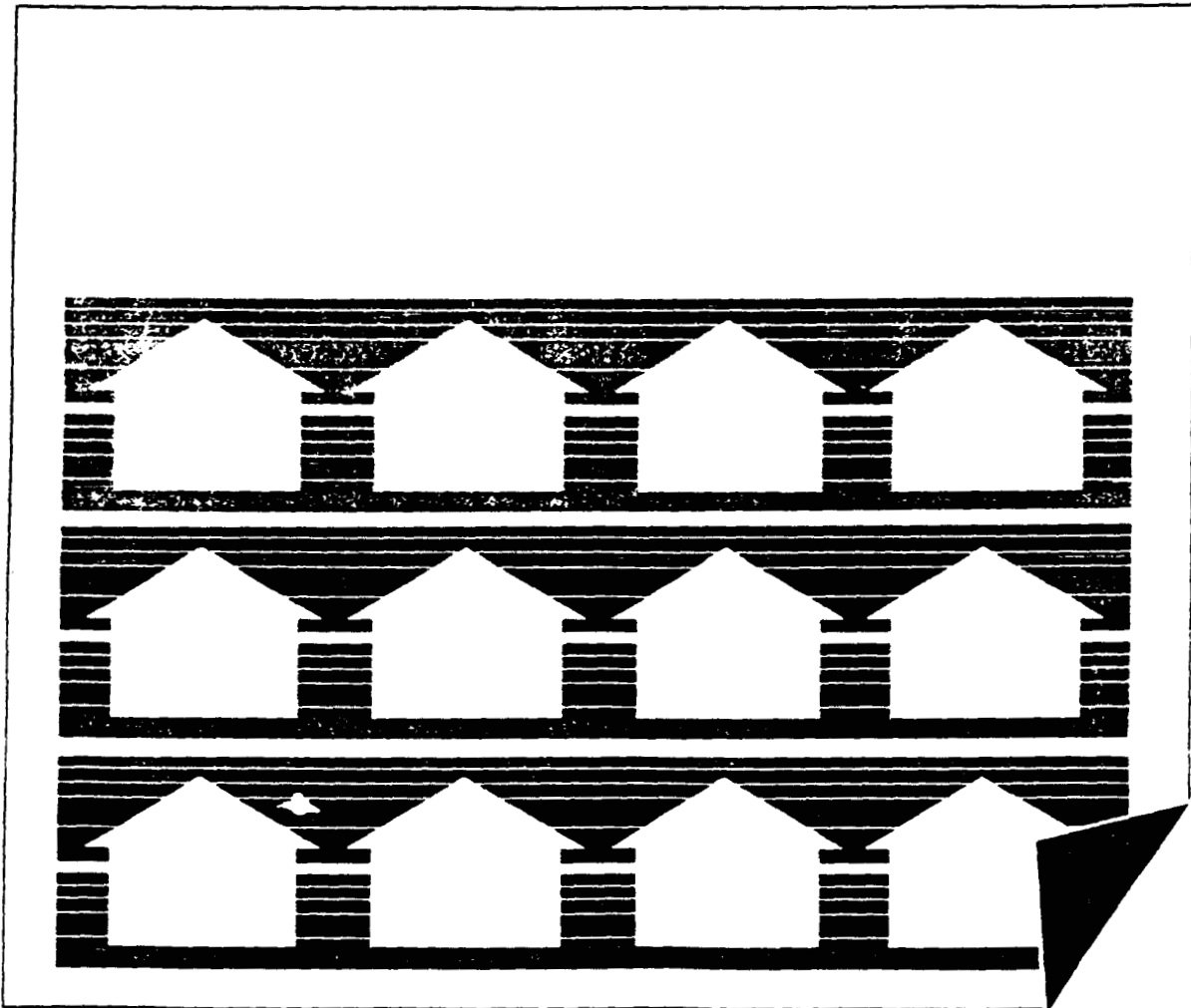


Table 6E. Financial Characteristics: 1990—Con.

[Data based on sample and subject to sampling variability. See text for definitions of terms and meanings of symbols. See text for details.]

County	Delaware County	Cleburne County	Cleveland County	Clifton County	Commonwealth County	Craighead County	Crawford County	Crittenden County	Cross County	Dallas County
<b>HOUSEHOLD INCOME IN 1989</b>										
Occupied housing units	7 504	7 976	2 868	9 638	7 179	36 385	15 251	17 120	6 754	3 600
Owner-occupied	16 189	19 397	20 130	18 052	20 688	21 767	21 150	20 360	19 181	17 317
Median income (dollars)	5 550	6 443	2 382	6 926	7 486	17 194	11 650	10 437	4 709	2 802
Renter-occupied	17 825	21 012	22 500	21 742	2 484	27 020	24 031	27 509	22 653	19 459
Median income (dollars)	1 954	1 483	486	2 770	1 693	9 091	3 601	6 683	2 045	797
Mean income (dollars)	367	12 357	10 793	7 352	12 745	13 816	13 946	12 567	12 719	10 898
Specified owner-occupied housing units	3 976	3 591	1 129	4 736	3 184	13 196	7 774	8 563	3 164	1 900
<b>MORTGAGE STATUS AND SELECTED MONTHLY OWNER COSTS</b>										
With a mortgage	1 716	1 867	521	2 049	1 415	8 323	4 866	5 761	1 738	898
Less than \$200	133	57	27	90	58	197	64	174	51	36
\$200 to \$299	509	198	71	209	175	688	597	568	187	172
\$300 to \$399	509	352	129	396	270	1 290	850	646	311	172
\$400 to \$499	307	444	108	395	389	1 482	1 023	1 063	347	169
\$500 to \$599	124	253	125	257	204	1 463	861	1 152	232	126
\$600 to \$699	66	231	30	207	113	936	624	774	194	73
\$700 to \$799	30	16	16	166	77	679	347	445	153	66
\$800 to \$899	16	42	9	86	59	471	251	441	115	59
\$900 to \$999	—	52	—	51	23	273	89	170	51	17
\$1,000 to \$1,249	22	107	6	128	30	330	106	228	33	8
\$1,250 to \$1,499	—	28	—	22	—	169	18	49	45	—
\$1,500 to \$1,999	3	31	—	18	12	81	20	31	13	—
\$2,000 or more	—	2	—	—	—	64	16	—	6	—
Median (dollars)	341	475	447	485	448	520	491	538	492	430
Mean (dollars)	373	550	444	492	472	587	528	565	556	478
Not mortgaged	2 257	1 724	608	2 687	1 769	4 873	2 908	2 802	1 426	1 002
Less than \$100	332	164	78	297	186	428	544	213	107	208
\$100 to \$199	1 510	989	356	1 567	991	3 010	1 899	1 501	724	537
\$200 to \$299	351	442	120	435	461	1 113	401	721	433	212
\$300 to \$399	52	112	46	103	111	183	49	186	118	18
\$400 to \$499	10	15	8	34	2	76	8	137	25	7
\$500 or more	2	2	—	51	18	63	7	44	19	20
Median (dollars)	141	169	165	170	172	169	143	182	185	156
Mean (dollars)	152	182	174	185	182	183	150	201	198	169
<b>MORTGAGE STATUS AND SELECTED MONTHLY OWNER COSTS AS A PERCENTAGE OF HOUSEHOLD INCOME IN 1989</b>										
With a mortgage	1 719	1 867	521	2 049	1 415	8 323	4 866	5 761	1 738	898
Less than 10 percent	168	109	33	156	133	490	315	548	151	73
10 to 14 percent	316	226	148	403	250	1 438	836	942	342	180
15 to 19 percent	365	330	84	380	331	1 958	1 125	1 226	330	183
20 to 24 percent	305	285	60	333	282	1 451	733	1 034	236	155
25 to 29 percent	167	211	38	164	130	827	645	577	171	83
30 to 34 percent	94	194	14	174	71	577	428	356	90	26
35 percent or more	298	512	124	410	218	1 145	773	931	468	180
Not computed	4	—	18	29	—	37	21	47	10	18
Median	20.1	21.7	19.1	21.1	19.9	19.6	21.1	20.7	20.9	20.1
Mean	2 257	1 724	608	2 687	1 769	4 873	2 908	2 802	1 426	1 002
Not mortgaged	825	787	221	996	729	2 142	1 381	1 045	534	427
Less than 10 percent	441	368	148	552	338	1 079	463	414	303	154
10 to 14 percent	311	249	48	284	221	505	406	439	141	151
15 to 19 percent	170	125	61	189	161	374	285	223	114	97
20 to 24 percent	99	31	31	179	117	188	119	162	103	40
25 to 29 percent	202	209	17	103	43	178	78	60	33	25
30 to 34 percent	92	30	75	335	145	386	199	428	197	77
35 percent or more	26	18	7	47	15	71	37	31	1	31
Not computed	13.3	11.0	12.7	12.9	12.2	11.3	10.6	14.1	12.9	11.9
Median	—	—	—	—	—	—	—	—	—	—
Mean	1 784	1 315	381	2 942	1 488	8 781	3 682	6 333	1 868	743
Specified renter-occupied housing units	—	—	—	—	—	—	—	—	—	—
<b>GROSS RENT</b>										
Less than \$100	87	10	11	109	34	244	132	138	30	24
\$100 to \$149	184	77	52	249	151	431	267	434	91	95
\$150 to \$199	240	94	40	249	139	416	153	420	177	74
\$200 to \$249	338	202	49	229	149	807	385	529	169	88
\$250 to \$299	341	130	58	428	153	1 153	614	767	294	122
\$300 to \$349	147	126	33	254	215	1 394	531	801	251	121
\$350 to \$399	75	217	12	266	156	1 335	318	792	246	64
\$400 to \$449	44	101	14	124	106	1 015	240	592	73	11
\$450 to \$499	—	—	—	158	32	520	152	440	37	14
\$500 to \$549	14	32	4	59	40	281	106	358	83	—
\$550 to \$599	22	16	—	29	18	203	60	248	26	24
\$600 to \$649	6	21	7	41	10	132	34	152	7	—
\$650 to \$699	7	—	—	6	18	47	23	69	6	—
\$700 to \$749	—	7	—	4	13	30	17	15	—	—
\$750 to \$799	—	17	—	14	—	62	11	22	—	—
\$800 to \$899	—	3	—	5	—	11	—	—	—	—
\$900 or more	269	191	101	315	243	697	359	755	378	126
Median (dollars)	233	315	239	276	299	335	298	335	297	264
Mean (dollars)	238	327	245	297	303	339	307	342	302	263

DO NOT CIRCULATE

U.S. Department of Commerce  
Economics and Statistics Administration  
BUREAU OF THE CENSUS

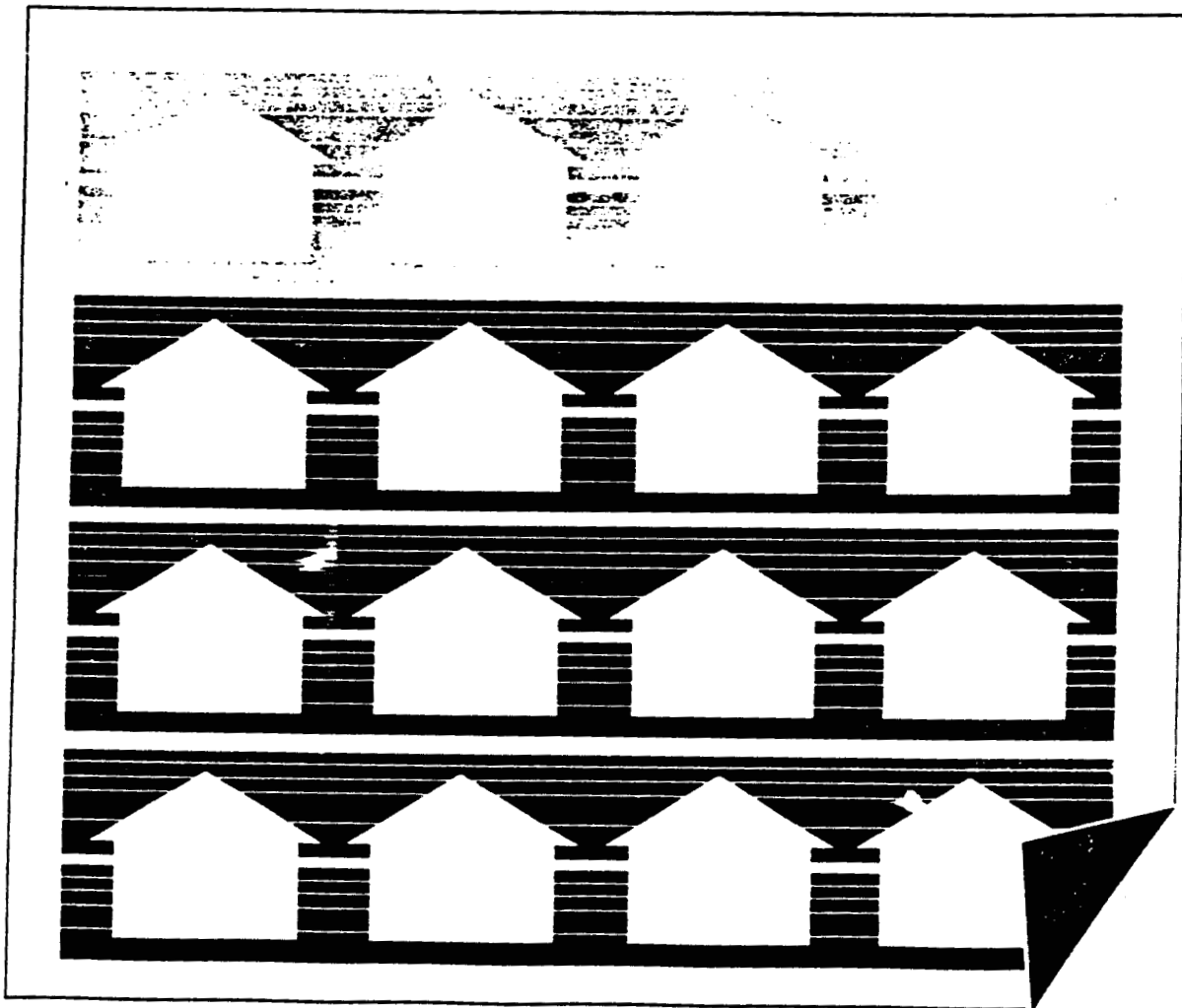
1990 CH-2-26

1990 Census of Housing

Detailed Housing  
Characteristics

Mississippi

CENSUS '90



1990 CH-2-26

Table 68. Financial Characteristics: 1990—Con.

(Data based on sample and subject to sampling variability. See text for definitions of terms and meanings of symbols. See text.)

County	Osborne County	Clarke County	Clay County	Cass County	Cooper County	Covington County	DeSoto County	Forrest County	Franklin County	
<b>HOUSEHOLD INCOME IN 1989</b>										
Occupied housing units	3 342	6 394	7 251	10 530	9 304	5 786	23 273	25 150	3 086	
Median income (dollars)	12 930	18 322	17 959	13 386	16 166	17 220	31 259	17 344	14 653	
Owner-occupied	2 481	5 297	5 396	5 966	7 413	4 942	18 931	15 324	2 623	
Median income (dollars)	14 796	20 296	20 408	19 747	18 294	18 974	31 449	22 726	16 344	
Renter-occupied	861	1 037	1 855	4 564	1 891	844	4 42	9 826	463	
Median income (dollars)	6 745	12 595	10 384	7 312	10 098	11 201	16 931	10 663	7 759	
Specified owner-occupied housing units	1 396	3 047	3 806	5 114	4 442	2 499	15 024	11 843	1 444	
<b>MORTGAGE STATUS AND SELECTED MONTHLY OWNER COSTS</b>										
With a mortgage	726	1 793	2 384	2 681	2 026	1 354	12 220	6 541	593	
Less than \$200	55	143	203	158	132	141	191	166	31	
\$200 to \$299	189	308	496	445	370	279	894	757	165	
\$300 to \$399	163	422	518	571	402	302	1 310	1 081	140	
\$400 to \$499	91	387	346	414	320	172	1 551	1 070	87	
\$500 to \$599	67	213	309	326	250	217	1 802	977	76	
\$600 to \$699	77	86	205	213	158	101	1 820	732	37	
\$700 to \$799	36	70	125	251	173	86	1 287	605	16	
\$800 to \$899	17	26	42	83	72	19	1 149	371	4	
\$900 to \$999	8	32	33	90	38	6	775	243	16	
\$1,000 to \$1,249	12	35	12	31	13	14	271	151	5	
\$1,250 to \$1,999	—	9	12	33	14	2	144	82	7	
\$2,000 or more	—	—	—	—	—	—	49	84	—	
Median (dollars)	376	401	395	440	434	386	619	519	370	
Mean (dollars)	445	448	448	504	487	433	661	603	447	
Not mortgaged	870	1 254	1 422	2 433	2 416	1 105	2 804	5 302	851	
Less than \$100	150	273	266	370	363	239	225	948	186	
\$100 to \$199	486	794	930	1 319	1 397	689	1 377	3 206	519	
\$200 to \$299	166	144	127	548	538	172	857	979	125	
\$300 to \$399	49	36	65	107	91	13	273	133	8	
\$400 to \$499	8	7	22	44	18	—	37	82	6	
\$500 or more	11	—	12	23	9	12	35	54	7	
Median (dollars)	165	139	153	160	158	148	187	150	138	
Mean (dollars)	172	148	162	179	167	154	198	164	146	
<b>MORTGAGE STATUS AND SELECTED MONTHLY OWNER COSTS AS A PERCENTAGE OF HOUSEHOLD INCOME IN 1989</b>										
With a mortgage	726	1 793	2 384	2 681	2 026	1 354	12 220	6 541	593	
Less than 10 percent	47	175	229	284	206	130	1 005	522	121	
10 to 14 percent	100	366	425	489	276	175	1 928	1 046	71	
15 to 19 percent	149	290	300	445	403	238	2 578	1 340	46	
20 to 24 percent	113	265	279	382	283	186	2 153	1 147	54	
25 to 29 percent	64	138	221	257	206	179	1 529	677	98	
30 to 34 percent	99	122	203	151	130	109	927	482	58	
35 percent or more	178	425	303	433	339	330	2 052	1 264	139	
Not computed	16	12	37	40	7	7	38	43	4	
Median	22.6	21.1	20.4	21.3	22.7	23.5	21.3	21.4	22.8	
Not mortgaged	870	1 254	1 422	2 433	2 416	1 105	2 804	5 302	851	
Less than 10 percent	241	541	614	749	875	408	1 414	2 405	378	
10 to 14 percent	164	214	348	414	433	254	1 038	1 038	132	
15 to 19 percent	68	160	164	368	298	110	326	652	95	
20 to 24 percent	93	84	66	203	226	87	106	361	42	
25 to 29 percent	55	82	69	151	173	59	76	194	53	
30 to 34 percent	58	79	22	139	67	28	21	162	13	
35 percent or more	162	116	131	344	309	112	286	425	98	
Not computed	29	28	8	65	35	47	41	65	39	
Median	16.1	11.7	11.3	15.3	13.6	12.4	10.0	11.0	11.1	
Specified owner-occupied housing units	788	908	1 227	4 436	1 729	722	4 832	9 703	412	
<b>GROSS RENT</b>										
Less than \$100	42	25	139	265	39	42	88	327	28	
\$100 to \$149	95	75	219	393	197	84	207	611	62	
\$150 to \$199	95	125	128	433	258	70	157	825	46	
\$200 to \$249	100	115	218	544	243	116	240	1 251	37	
\$250 to \$299	123	157	229	398	258	86	350	1 560	37	
\$300 to \$349	73	78	151	435	167	61	379	1 767	12	
\$350 to \$399	64	55	164	343	67	39	186	912	30	
\$400 to \$449	14	31	153	223	50	10	388	772	10	
\$450 to \$499	5	3	35	184	7	6	441	352	5	
\$500 to \$549	3	3	44	93	7	1	326	301	—	
\$550 to \$599	10	3	10	7	19	—	367	199	—	
\$600 to \$649	—	—	7	54	16	—	184	92	—	
\$650 to \$699	—	2	11	—	—	—	79	18	—	
\$700 to \$749	—	—	12	19	5	—	91	28	—	
\$750 to \$999	—	—	—	12	—	—	194	46	—	
\$1,000 or more	—	—	—	—	2	—	9	7	—	
No cash rent	159	263	207	833	323	207	346	635	130	
Median (dollars)	242	249	258	247	239	223	433	299	20	
Mean (dollars)	239	250	270	266	259	226	424	305	224	

MEDIAN CONTRACT RENT

1990

GA

1990 Census Of Population And Housing Summary Tape File 1A

Geography:

040 Georgia  
050 Appling County

Data Item:

MEDIAN CONTRACT RENT

Universe: Specified renter-occupied housing units paying cash rent  
Median contract rent

Appling County.....	175
Atkinson County.....	123
Bacon County.....	166
Baker County.....	125
Baldwin County.....	227
Banks County.....	202
Barrow County.....	281
Bartow County.....	308
Ben Hill County.....	163
Berrien County.....	164
Bibb County.....	253
Bleckley County.....	158
Brantley County.....	172
Brooks County.....	143
Bryan County.....	226
Bulloch County.....	248
Burke County.....	139
Butts County.....	242
Calhoun County.....	99
Camden County.....	352
Candler County.....	153
Carroll County.....	264
Catoosa County.....	271
Charlton County.....	206
Chatham County.....	296
Chattahoochee County.....	415
Chattooga County.....	174
Cherokee County.....	415
Clarke County.....	313
Clay County.....	99
Clayton County.....	441
Clinch County.....	115
Cobb County.....	483
Coffee County.....	184
Colquitt County.....	167
Columbia County.....	362
Cook County.....	168
Coweta County.....	287
Crawford County.....	155
Crisp County.....	173
Dade County.....	213
Dawson County.....	290
Decatur County.....	173
DeKalb County.....	468
Dodge County.....	144
Dooly County.....	116
Dougherty County.....	224
Douglas County.....	445

Early County.....	105
Echols County.....	155
Effingham County.....	266
Elbert County.....	157
Emanuel County.....	146
Evans County.....	160
Fannin County.....	179
Fayette County.....	487
Floyd County.....	228
Forsyth County.....	397
Franklin County.....	163
Fulton County.....	396
Gilmer County.....	197
GlascocK County.....	111
Glynn County.....	295
Gordon County.....	260
Grady County.....	166
Greene County.....	152
Gwinnett County.....	483
Habersham County.....	219
Hall County.....	340
Hancock County.....	108
Haralson County.....	212
Harris County.....	191
Hart County.....	173
Heard County.....	179
Henry County.....	408
Houston County.....	315
Irwin County.....	125
Jackson County.....	230
Jasper County.....	170
Jeff Davis County.....	164
Jefferson County.....	133
Jenkins County.....	111
Johnson County.....	105
Jones County.....	231
Lamar County.....	190
Lanier County.....	168
Laurens County.....	182
Lee County.....	267
Liberty County.....	345
Lincoln County.....	122
Long County.....	259
Lowndes County.....	262
Lumpkin County.....	283
McDuffie County.....	182
McIntosh County.....	170
Madison County.....	147
Madison County.....	214
Marion County.....	126
Meriwether County.....	172
Milledgeville County.....	130
Mitchell County.....	141
Monroe County.....	208
Montgomery County.....	121
Morgan County.....	220
Murray County.....	248
North Oconee County.....	275
Oglethorpe County.....	315
Oconee County.....	335



Oglethorpe County.....	181
Paulding County.....	337
Peach County.....	204
Pickens County.....	234
Pierce County.....	162
Pike County.....	218
Polk County.....	216
Pulaski County.....	141
Putnam County.....	191
Quitman County.....	99
Rabun County.....	205
Randolph County.....	99
Richmond County.....	305
Rockdale County.....	447
Schley County.....	150
Screven County.....	160
Seminole County.....	159
Spalding County.....	250
Stephens County.....	200
Stewart County.....	99
Sumter County.....	189
Talbot County.....	99
Taliaferro County.....	99
Tattnall County.....	156
Taylor County.....	130
Telfair County.....	138
Terrell County.....	125
Thomas County.....	213
Tift County.....	194
Toombs County.....	162
Towns County.....	189
Treutlen County.....	113
Troup County.....	234
Turner County.....	148
Twiggs County.....	145
Union County.....	212
Upton County.....	183
Walker County.....	236
Walton County.....	273
Ware County.....	192
Warren County.....	121
Washington County.....	148
Wayne County.....	166
Webster County.....	99
Wheeler County.....	106
White County.....	251
Whitfield County.....	289
Wilcox County.....	125
Wilkes County.....	124
Wilkinson County.....	135
Worth County.....	149



# Housing Units Authorized by Building Permits: Annual 1990

States,  
Metropolitan  
Statistical Areas,  
Individual  
Places

Issued June 1991



**U.S. Department of Commerce**  
**Robert A. Mosbacher, Secretary**  
**Rockwell A. Schnabel, Deputy Secretary**

**Economics and Statistics  
Administration**  
**Michael R. Darby,**  
**Under Secretary for Economic Affairs  
and Administrator**

**BUREAU OF THE CENSUS**  
**Barbara Everitt Bryant, Director**

**Table 3. Metropolitan Statistical Areas—New Privately Owned Housing Units Authorized in Permit-issuing Places: 1990—Con.**


(17,000-place series. For meaning of abbreviations and symbols, see Introduction)

Metropolitan statistical area, consolidated metropolitan statistical area, and primary metropolitan statistical areas <sup>1</sup>	Number of housing units					Number of privately owned structures with 5 units or more	Valuation (thousands of dollars)				
	Total	In structures with—					Total	In structures with—			
		1 unit	2 units	3 and 4 units	5 units or more			1 unit	2 units	3 and 4 units	5 units or more
Las Cruces, NM MSA	553	433	10	0	104	7	33 369	30 456	166	80	2 857
Las Cruces	361	349	2	0	104	7	21 281	18 499	35	80	2 857
Las Vegas, NV MSA	20 703	11 201	126	684	8 812	740	1 055 786	757 124	3 780	24 658	270 204
Las Vegas	9 219	4 784	98	645	3 812	307	438 044	298 017	2 521	24 075	113 431
Lawrence, KS MSA	710	436	108	122	46	7	48 613	37 480	5 364	4 242	1 547
Lawrence	535	281	108	122	46	7	37 657	28 505	5 364	4 242	1 547
Lawton, OK MSA	61	61	-	-	-	-	6 377	6 377	-	-	-
Lawton	57	57	-	-	-	-	6 256	6 256	-	-	-
Lebanon-Auburn, ME MSA	164	148	8	-	8	1	12 278	11 811	233	-	232
Auburn	33	27	8	-	8	1	2 550	2 377	173	-	-
Lebanon	64	54	2	-	8	1	4 732	4 440	80	-	232
Lexington-Fayette, KY MSA	2 185	1 843	88	26	86	15	189 477	163 881	2 885	1 027	2 084
Lexington-Fayette County	1 347	1 270	38	31	10	2	113 135	110 561	1 404	870	310
Lima, OH MSA	502	402	28	12	80	8	36 400	33 629	888	388	1 415
Lima	66	23	-	-	48	2	2 572	1 458	-	-	1 115
Lincoln, NE MSA	2 070	871	54	14	1 031	42	107 887	84 872	2 482	562	19 641
Lincoln	2 048	848	54	14	1 031	42	105 888	83 304	2 482	562	19 641
Little Rock-North Little Rock, AR MSA	1 477	1 321	40	3	113	8	111 805	107 518	1 388	80	2 550
Jacksonville	28	26	2	-	-	-	1 728	1 688	40	-	-
Little Rock	472	446	28	-	-	-	81 008	48 888	1 020	-	-
North Little Rock	61	61	-	-	-	-	4 829	4 829	-	-	-
Longview-Marshall, TX MSA	117	117	-	-	-	-	6 881	6 881	-	-	-
Longview	73	73	-	-	-	-	6 298	6 298	-	-	-
Marshall	8	8	-	-	-	-	517	517	-	-	-
Los Angeles-Anheim-Riverside, CA MSA	86 340	37 883	1 700	2 578	28 181	2 157	7 485 233	5 250 298	140 318	203 808	1 871 012
Anheim-Santa Ana, CA PMSA	11 883	4 378	378	848	6 378	885	1 148 251	883 445	30 389	66 527	388 881
Anheim	527	124	16	81	338	25	81 878	28 833	1 222	3 864	18 158
Santa Ana	84	80	10	3	21	3	6 577	6 644	1 001	2 550	1 882
Los Angeles-Long Beach, CA PMSA	25 125	8 011	822	1 308	13 883	1 030	2 878 483	1 630 383	78 215	104 448	1 164 457
Burbank	43	33	-	-	10	1	7 808	6 484	-	-	1 315
Long Beach	1 288	213	86	112	848	32	128 282	88 287	8 770	9 532	80 723
Los Angeles	11 526	1 895	325	188	9 417	881	1 267 248	470 455	31 308	18 628	635 856
Pasadena	288	83	30	23	183	18	25 428	10 442	2 854	1 415	10 718
Pomona	238	183	20	48	18	8	25 884	18 044	2 033	3 284	1 322
Orland-Ventura, CA PMSA	2 630	1 288	84	88	1 080	78	328 632	247 882	6 784	11 588	80 288
Orland	378	255	2	10	108	3	41 304	34 248	180	1 001	5 885
San Buenaventura	288	185	22	14	75	1	33 127	26 197	1 980	1 883	3 248
Riverside-San Bernardino, CA PMSA	28 812	23 128	398	321	4 828	488	3 010 857	2 708 507	23 918	21 034	257 386
Palm Springs	184	147	-	7	-	-	20 791	20 189	-	883	-
Riverside	1 253	848	14	7	888	74	108 821	85 773	807	322	21 788
San Bernardino	1 080	848	4	-	188	24	88 828	82 128	250	-	7 453
Louisville, KY-IN MSA	4 786	3 880	44	127	845	83	385 329	331 458	1 024	4 305	28 544
Louisville	180	100	-	-	80	7	10 288	6 485	-	-	3 803
New Albany	288	132	88	16	82	8	13 485	8 878	482	535	3 500
Lubbock, TX MSA	483	384	-	22	27	3	38 888	37 832	-	416	780
Lubbock	401	388	-	22	-	-	38 088	36 852	-	416	-
Lynchburg, VA MSA	418	383	16	16	21	3	31 730	30 338	385	370	629
Lynchburg	118	88	4	-	15	2	8 348	8 800	100	-	449
Macon-Warner Robins, GA MSA	1 427	1 188	88	-	205	23	81 870	72 117	1 888	-	7 757
Macon	100	100	-	-	-	-	3 814	3 814	-	-	-
Warner Robins	100	100	-	-	-	-	3 814	3 814	-	-	-
Madison, WI MSA	2 801	1 888	200	142	883	45	185 288	180 842	8 836	5 543	28 878
Madison	1 121	458	82	88	882	27	88 775	43 300	2 585	2 352	18 529
Manchester, NH MSA	511	388	14	-	231	3	45 888	31 715	582	-	13 874
Manchester	382	118	12	-	231	3	23 888	9 438	482	-	13 874
Mansfield, OH MSA	288	229	12	-	88	6	22 040	19 875	485	-	1 580
Mansfield	78	30	2	-	48	5	4 804	3 434	85	-	1 305
McAllen-Edinburg-Mission, TX MSA	1 402	1 217	44	88	82	8	61 155	58 882	1 124	1 183	1 866
Edinburg	122	118	-	-	6	1	5 088	4 885	-	-	131
McAllen	435	385	24	12	14	2	28 734	25 525	702	222	285
Mission	255	255	-	-	-	-	11 888	11 888	-	-	-
Pharr	178	138	-	41	-	-	6 027	5 148	-	881	-
Medford, OR MSA	1 511	833	30	88	800	38	111 423	84 177	1 208	2 720	23 320
Medford	842	387	8	34	423	30	83 481	40 238	437	1 552	21 286
Melbourne-Titusville-Palm Bay, FL MSA	4 788	3 880	32	88	788	63	368 784	325 182	1 741	2 878	28 863
Melbourne	608	430	-	3	378	28	80 567	47 885	-	201	13 311
Palm Bay	1 113	1 113	-	-	-	-	70 284	70 284	-	-	-
Titusville	288	238	-	8	47	5	23 785	21 874	-	287	1 804
Memphis, TN-AR-MS MSA	5 808	4 884	40	4	1 188	82	412 213	382 912	1 483	80	27 788
Memphis	-	-	-	-	-	-	-	-	-	-	-
West Memphis	78	67	-	-	8	1	4 125	4 005	-	-	120

See footnotes at end of table.



# Housing Units Authorized by Building Permits: Annual 1991



U.S. Department of Commerce  
Economics and Statistics Administration  
BUREAU OF THE CENSUS

Table 3. Metropolitan Areas—New Privately Owned Housing Units Authorized in Permit-Issuing Places: 1991—Con.

[17,000-place series. For meaning of abbreviations and symbols, see introduction]


Metropolitan statistical area, consolidated metropolitan statistical area, and primary metropolitan statistical area <sup>1</sup>	Number of housing units					Number of privately owned structures with 5 units or more	Value (thousands of dollars)				
	Total	In structures with—					Total	In structures with—			
		1 unit	2 units	3 and 4 units	5 units or more			1 unit	2 units	3 and 4 units	5 units or more
Las Cruces, NM MSA	885	484	8	4	191	12	41 440	37 225	205	130	3 880
Las Cruces	393	237	8	4	146	5	23 110	20 065	205	130	2 680
Las Vegas, NV MSA	17 864	12 863	84	288	4 868	402	978 845	804 341	3 188	10 788	180 249
Las Vegas	8 279	6 134	36	230	887	81	313 712	280 528	1 103	9 372	22 709
Lawrence, KS MSA	792	483	132	84	113	8	51 835	38 058	8 222	3 036	3 821
Lawrence	654	398	118	84	113	8	41 848	29 487	6 724	3 036	3 821
Lawton, OK MSA	125	125	--	--	--	--	11 382	11 382	--	--	--
Lawton	120	120	--	--	--	--	11 191	11 191	--	--	--
Lawton-Auburn, ME MSA	112	108	8	--	--	--	9 510	8 338	174	--	--
Auburn	20	20	--	--	--	--	1 673	1 673	--	--	--
Lawton	33	31	2	--	--	--	2 829	2 838	83	--	--
Lexington-Fayette, KY MSA	2 217	2 075	85	18	81	8	185 958	152 140	1 821	448	1 449
Lexington-Fayette County	1 303	1 272	10	--	21	2	108 848	108 188	320	--	440
Lima, OH MSA	388	382	28	8	--	--	34 880	33 183	868	420	--
Lima	22	22	--	--	--	--	1 488	1 488	--	--	--
Lincoln, NE MSA	1 891	1 689	20	34	438	28	88 888	87 258	1 304	812	8 721
Lincoln	1 515	1 013	20	34	438	28	82 538	85 700	1 304	812	8 721
Little Rock-North Little Rock, AR MSA	1 720	1 428	20	6	288	25	134 287	128 787	1 184	181	8 175
Jacksonville	28	28	--	--	--	--	1 577	1 577	--	--	--
Little Rock	488	488	--	--	--	--	88 804	88 804	--	--	--
North Little Rock	81	88	--	3	--	--	4 287	4 778	--	121	--
Longview-Marshall, TX MSA	138	130	8	--	--	--	10 481	10 288	182	--	--
Longview	79	79	--	--	--	--	6 679	6 679	--	--	--
Marshall	22	14	8	--	--	--	1 582	1 380	182	--	--
Los Angeles-Anaheim-Riverdale, CA MSA	40 755	24 873	818	1 847	13 017	1 037	4 802 284	3 861 208	81 114	188 888	1 003 806
Anaheim-Santa Ana, CA	6 555	3 887	120	414	2 434	280	845 240	638 814	10 848	28 187	168 530
Fullerton	1 188	287	10	127	784	88	187 827	48 825	780	8 818	47 884
Santa Ana	43	28	14	--	--	--	5 248	4 054	1 186	--	--
Los Angeles-Long Beach, CA	18 814	7 288	888	787	7 180	488	2 188 005	1 838 778	82 884	88 874	850 381
Burbank	27	18	--	--	12	2	3 822	2 314	--	--	1 308
Long Beach	884	120	22	18	384	8	88 881	18 887	1 884	1 384	48 887
Los Angeles	6 818	1 227	184	84	4 881	288	788 384	388 888	28 377	6 228	431 881
Pasadena	110	88	4	6	14	2	14 838	12 345	380	435	1 428
Pomona	318	241	20	40	8	1	34 888	27 884	3 188	3 371	384
Orange-Ventura, CA MSA	2 184	1 847	28	288	818	78	278 421	188 211	2 381	28 008	88 808
Orange	287	285	4	34	144	18	48 782	32 813	474	3 878	12 821
San Bernardino	81	22	2	--	7	1	6 871	4 788	88	--	718
Riverside-San Bernardino, CA	18 882	12 840	284	878	2 478	234	1 888 188	1 478 808	18 022	28 832	138 711
Palmdale	283	88	48	88	48	1	22 783	11 848	2 488	5 888	2 534
Riverside	1 001	883	2	88	288	33	187 172	87 288	128	3 888	8 751
San Bernardino	440	412	8	3	17	1	47 384	48 038	481	218	818
Lexington, KY-IN MSA	4 748	3 875	78	48	781	80	278 731	243 838	2 538	1 881	31 104
Lexington	432	78	8	28	382	37	17 288	7 778	245	828	8 43
New Albany	221	118	28	4	70	8	18 417	7 780	627	108	1 84
Lubbock, TX MSA	473	441	8	84	--	--	38 874	38 874	200	880	--
Lubbock	434	434	--	--	--	--	38 874	38 874	--	--	--
Lynchburg, VA MSA	444	404	8	--	88	8	31 884	30 848	218	--	--
Lynchburg	110	104	8	--	88	8	9 812	9 847	188	--	--
Macon-Warner Robins, GA MSA	1 381	1 188	18	--	288	84	77 887	68 830	473	--	8 80
Macon	88	88	--	--	--	--	3 844	3 844	--	--	--
Warner Robins	88	88	--	--	--	--	3 844	3 844	--	--	--
Madison, WI MSA	2 788	1 873	182	88	885	41	218 488	188 278	10 470	4 128	28 55
Madison	848	482	48	--	418	18	88 488	48 488	2 480	1 148	18 41
Manchester, NH MSA	332	288	8	--	--	--	38 384	38 888	318	--	--
Manchester	132	128	8	--	--	--	18 388	18 842	318	--	--
Marshall, OH MSA	288	188	18	34	28	4	28 888	17 872	888	732	78
Marshall	78	22	18	18	28	4	8 210	3 888	348	482	78
McAllen-Edinburg-Mission, TX MSA	1 288	1 188	28	20	81	8	88 188	88 108	877	500	2 08
Edinburg	108	84	--	7	12	1	4 834	4 184	--	110	21
McAllen	408	378	14	10	8	1	28 848	28 180	388	300	11
Mission	222	218	--	3	--	--	18 812	18 822	--	80	--
Piute	138	128	2	--	8	1	6 883	4 888	44	--	11
Medford, OR MSA	1 181	882	28	78	178	22	84 842	82 488	1 308	3 708	7 41
Medford	637	288	12	67	88	12	48 808	38 887	710	3 200	4 54
Melbourne-Thusville-Palm Bay, FL MSA	3 184	2 881	14	42	247	22	277 887	283 031	1 327	1 884	11 31
Melbourne	878	481	18	42	78	12	88 732	88 878	747	--	2 41
Palm Bay	888	888	--	--	--	--	48 883	43 118	--	284	--
Thusville	181	181	--	--	--	--	14 888	14 488	--	--	--
Memphis, TN-AR-MO MSA	5 100	4 888	12	48	382	18	487 888	388 021	338	888	8 31
Memphis	41	18	--	--	28	3	2 134	1 874	--	--	8

See footnotes at end of table.

DO NOT CIRCULATE



# Housing Units Authorized by Building Permits: Annual 1992



U.S. Department of Commerce  
Economics and Statistics Administration  
BUREAU OF THE CENSUS

Table 3. Metropolitan Areas—New Privately Owned Housing Units Authorized in Permit-Issuing Places: 1992—Con.

[17,000-place series. For meaning of abbreviations and symbols, see Introduction.]

Metropolitan statistical area, consolidated metropolitan statistical area, and primary metropolitan statistical areas <sup>1</sup>	Number of housing units					Number of privately owned structures with 5 units or more	Valuation (thousands of dollars)				
	Total	In structures with—					Total	In structures with—			
		1 unit	2 units	3 and 4 units	5 units or more			1 unit	2 units	3 and 4 units	5 units or more
Las Cruces, NM MSA	875	710	6	22	137	5	57 345	53 950	155	697	2 5
Las Cruces	528	363	6	22	137	5	31 648	28 253	155	697	2 5
Las Vegas, NV MSA	13 429	10 064	112	231	3 022	344	811 390	684 401	5 669	10 017	111 2
Las Vegas	5 789	4 427	70	214	1 076	149	327 277	276 226	3 770	9 265	36 0
Lawrence, KS MSA	884	824	184	27	89	5	84 080	53 093	7 762	910	2 3
Lawrence	708	452	156	27	89	5	50 547	39 828	7 484	910	2 3
Lawton, OK MSA	243	222	-	-	21	4	20 480	19 740	-	-	7
Lawton	232	211	-	-	21	4	19 847	19 197	-	-	7
Lawton-Auburn, ME MSA	172	148	-	-	26	1	11 855	10 855	-	-	1 0
Auburn	45	19	-	-	26	1	2 871	1 871	-	-	1 0
Lawton	31	31	-	-	-	-	2 048	2 048	-	-	-
Lexington-Fayette, KY MSA	2 771	2 621	52	15	83	9	215 864	210 300	1 717	530	3 3
Lexington-Fayette	1 875	1 782	6	-	77	8	164 004	150 566	272	-	3 17
Lima, OH MSA	482	394	12	42	34	4	39 848	36 101	485	2 113	1 14
Lima	34	17	4	-	13	1	1 859	1 300	130	-	35
Lincoln, NE MSA	1 426	1 151	42	8	225	8	117 510	112 672	2 067	259	2 51
Lincoln	1 345	1 082	42	8	213	7	111 782	107 188	2 067	259	2 22
Little Rock-North Little Rock, AR MSA	1 802	1 783	30	58	30	3	175 280	172 435	878	1 368	61
Little Rock	55	53	2	-	-	-	3 871	3 581	80	-	-
Jacksonville	620	620	-	-	-	-	88 709	88 709	-	-	-
North Little Rock	113	113	-	-	-	-	11 894	11 894	-	-	-
Longview-Marshall, TX MSA	188	165	4	-	-	-	15 548	15 449	100	-	-
Longview	108	108	-	-	-	-	11 152	11 152	-	-	-
Marshall	17	13	4	-	-	-	1 387	1 287	100	-	-
Los Angeles-Anaheim-Riverside, CA MSA	34 877	25 178	708	1 916	7 177	846	4 341 208	3 612 814	65 014	134 003	529 37
Anaheim-Santa Ana, CA MSA	5 821	3 574	112	285	1 850	188	787 752	659 710	11 388	23 495	123 14
Anaheim	600	385	2	33	200	28	78 081	58 244	138	2 890	16 82
Santa Ana	43	37	-	6	-	-	5 084	4 545	-	518	-
Los Angeles-Long Beach, CA MSA	11 885	6 827	444	884	4 030	341	1 608 188	1 194 845	38 744	50 224	323 541
Burbank	188	8	4	15	153	6	16 580	1 478	-	429	14 614
Long Beach	88	54	4	15	13	2	10 554	9 488	200	685	87
Los Angeles	2 587	1 125	84	138	1 238	88	429 448	274 709	8 787	12 428	133 544
Pasadena	446	48	4	7	398	10	31 854	7 445	600	388	23 436
Pomona	128	84	18	15	32	3	11 827	7 413	1 877	1 217	1 316
Ontario-Ventura, CA MSA	1 720	1 188	28	221	305	27	289 822	225 679	3 518	21 065	18 166
Ontario	367	335	2	24	6	1	83 736	49 838	212	2 858	725
San Buenaventura	84	82	2	-	-	-	13 077	12 855	221	-	-
Riverside-San Bernardino, CA MSA	15 471	13 511	122	846	882	82	1 875 679	1 562 578	10 353	39 229	63 518
Palm Springs	30	18	2	-	-	-	3 851	3 520	131	-	-
Riverside	558	438	2	4	112	14	74 300	67 788	88	158	6 277
San Bernardino	440	388	6	30	38	5	47 128	42 488	433	1 558	2 678
Louisville, KY-IN MSA	5 888	4 789	88	186	846	88	475 188	448 411	2 085	7 975	18 688
Louisville	179	88	2	17	74	8	10 785	8 100	50	305	2 330
New Albany	187	117	28	-	44	3	9 388	7 444	587	-	1 345
Lubbock, TX MSA	631	627	4	-	-	-	80 867	80 814	243	-	-
Lubbock	605	601	4	-	-	-	58 725	58 482	243	-	-
Lynchburg, VA MSA	471	463	12	-	6	1	38 488	37 818	350	-	300
Lynchburg	126	115	10	-	-	-	12 478	12 178	300	-	-
Macon-Warner Robins, GA MSA	1 644	1 472	4	8	188	12	87 882	81 335	103	150	6 283
Macon	162	162	-	-	-	-	7 071	7 071	-	-	-
Madison, WI MSA	3 378	2 142	242	147	848	48	275 130	224 118	14 958	6 745	29 308
Madison	1 182	844	84	48	505	28	78 015	63 217	5 483	2 275	18 040
Manchester, NH MSA	487	418	8	-	30	1	47 287	45 861	345	-	880
Manchester	153	147	6	-	-	-	12 343	12 067	286	-	-
Mansfield, OH MSA	288	257	12	8	8	1	25 142	24 067	495	430	150
Mansfield	52	35	4	4	8	1	4 158	3 581	145	300	150
McAllen-Edinburg-Mission, TX MSA	1 848	1 521	82	61	182	23	88 088	77 442	2 318	1 055	5 254
Edinburg	130	128	4	-	-	-	5 872	5 782	-	80	-
McAllen	881	472	44	47	98	18	40 003	34 882	1 108	727	3 487
Mission	333	318	8	4	5	1	17 081	16 486	403	92	80
Pharr	187	177	10	-	-	-	7 565	7 349	216	-	-
Medford, OR MSA	888	802	22	50	25	5	88 338	83 608	1 370	2 296	1 064
Medford	412	346	20	41	4	1	38 836	36 348	1 153	1 875	259
Melbourne-Thusville-Palm Bay, FL MSA	3 710	3 548	48	18	88	8	337 852	327 580	3 268	982	5 812
Melbourne	531	524	-	7	-	-	62 877	62 343	-	534	-
Palm Bay	832	832	-	-	-	-	52 122	52 122	-	-	-
Thusville	154	152	2	-	-	-	14 848	14 883	65	-	-
Memphis, TN-AR-MO MSA	6 331	6 084	8	-	250	40	547 712	540 882	160	-	6 560
Memphis	-	-	-	-	-	-	-	-	-	-	-
West Memphis	37	37	-	-	-	-	3 534	3 534	-	-	-

See footnotes at end of table.



# Housing Units Authorized by Building Permits: Annual 1993

States,  
Metropolitan Areas,  
Individual Places

Issued June 1994



**U.S. Department of Commerce**  
**Ronald H. Brown, Secretary**  
Economics and Statistics Administration  
Paul A. London, Acting Under Secretary  
for Economic Affairs

**BUREAU OF THE CENSUS**  
Harry A. Scarr, Acting Director

Table 3. Metropolitan Areas—New Privately Owned Housing Units Authorized in Permit-Issuing Places: 1993—Con.

[17,000-place series. For meaning of abbreviations and symbols, see Introduction.]

Metropolitan statistical areas, consolidated metropolitan statistical areas, and primary metropolitan statistical areas <sup>1</sup>	Number of housing units					Number of privately owned structures with 5 units or more	Valuation (thousands of dollars)				
	Total	In structures with—					Total	In structures with—			
		1 unit	2 units	3 and 4 units	5 units or more			1 unit	2 units	3 and 4 units	5 units or more
Lawton, OK MSA	215	213	2	-	-	-	19 927	19 833	40	-	-
Lawton	199	197	2	-	-	-	19 973	19 833	40	-	-
Lebanon-Auburn, ME MSA	183	183	-	-	-	-	15 089	15 089	-	-	-
Auburn	34	34	-	-	-	-	3 016	3 016	-	-	-
Lebanon	29	29	-	-	-	-	2 275	2 275	-	-	-
Lebanon, KY MSA	3 589	2 825	189	139	436	45	285 819	244 841	5 830	3 973	11 475
Lebanon-Fayette	1 995	1 991	14	-	120	8	177 823	172 898	967	-	4 290
Lima, OH MSA	453	377	40	6	-	-	43 719	41 329	2 149	242	-
Lima	19	15	4	-	-	-	1 168	971	195	-	-
Lincoln, NE MSA	1 645	1 083	88	4	530	37	132 671	118 022	2 994	185	11 580
Lincoln	1 675	880	88	4	530	37	125 601	110 951	2 994	185	11 580
Little Rock-North Little Rock, AR MSA	2 539	2 084	88	128	280	17	231 046	218 418	1 784	3 418	6 445
Conway	889	489	18	84	-	-	80 013	47 148	704	2 181	-
Jacksonville	83	75	8	-	-	-	5 251	5 079	172	-	-
Little Rock	823	749	6	4	84	1	114 787	112 111	187	300	2 300
North Little Rock	107	107	-	-	-	-	9 544	9 544	-	-	-
Longview-Marshall, TX MSA	254	240	14	-	-	-	30 785	29 390	394	-	-
Longview	148	138	10	-	-	-	13 877	13 563	314	-	-
Marshall	27	25	2	-	-	-	1 788	1 716	80	-	-
Los Angeles-Riverside-Orange County, CA MSA	29 300	22 430	484	790	4 486	372	3 637 188	3 184 384	45 326	69 688	367 792
Los Angeles-Long Beach, CA MSA	7 432	4 829	280	302	2 347	138	1 042 780	780 889	24 180	25 880	211 810
Long Beach	485	481	-	4	-	-	85 854	85 408	-	248	-
Los Angeles	2 081	483	168	82	1 588	87	278 880	121 143	12 617	8 874	133 788
Pasadena	91	27	-	-	84	4	10 347	4 010	-	-	6 338
Orange County, CA MSA	6 944	4 441	70	289	1 575	174	678 882	728 316	6 888	24 188	117 179
Anaheim	380	380	2	32	226	17	88 023	83 088	187	2 348	12 402
Irvine	294	119	-	-	168	18	28 489	16 182	-	-	6 277
Santa Ana	74	74	-	-	-	-	9 802	9 802	-	-	-
Riverside-San Bernardino, CA MSA	19 882	12 300	88	148	807	49	1 471 184	1 430 889	8 307	10 370	21 638
Hemet	94	94	-	-	-	-	12 838	12 838	-	-	-
Palm Desert	282	282	-	-	-	-	48 878	48 878	-	-	-
Palm Springs	38	38	-	16	-	-	4 886	2 741	-	1 894	-
Riverside	484	285	4	-	78	1	89 184	85 249	218	-	3 687
San Bernardino	545	287	2	8	287	34	42 047	33 303	134	313	6 287
Temecula	813	813	-	-	-	-	82 281	82 281	-	-	-
Ventura, CA MSA	1 372	1 188	88	91	67	11	246 649	224 419	6 820	9 889	6 984
San Buenaventura	189	179	2	-	-	-	30 379	30 187	189	-	-
Louisville, KY-IN MSA	5 734	5 088	78	85	475	61	688 418	482 271	4 004	3 781	16 280
Louisville	247	172	2	38	37	4	16 810	14 101	570	883	678
New Albany	181	139	2	-	40	5	11 481	9 791	80	-	1 680
Lubbock, TX MSA	778	717	28	28	-	-	80 391	77 687	873	1 880	-
Lubbock	782	673	14	26	-	-	75 307	72 884	463	1 880	-
Lynchburg, VA MSA	1 138	1 084	18	8	30	4	113 287	111 128	870	181	1 190
Lynchburg	122	110	12	-	-	-	12 717	12 118	600	-	-
Macon, GA MSA	1 737	1 687	8	-	104	12	167 142	168 603	383	-	4 278
Macon	-	-	-	-	-	-	-	-	-	-	-
Madison, WI MSA	3 915	2 214	272	267	1 072	89	329 791	253 384	19 885	18 313	40 449
Madison	1 687	887	88	185	818	80	105 648	60 571	8 188	8 184	30 867
Mansfield, OH MSA	414	310	20	20	84	10	34 703	30 823	818	980	2 071
Mansfield	81	42	10	12	17	3	6 801	5 162	348	670	780
McAllen-Edinburg-Mission, TX MSA	2 389	1 865	88	131	311	28	113 803	100 188	1 888	2 578	8 483
Edinburg	280	187	6	18	88	7	9 773	8 050	143	480	1 120
McAllen	717	534	40	39	114	17	44 883	38 302	1 081	647	3 854
Mission	412	378	4	28	8	1	28 108	24 387	88	483	178
Medford-Ashland, OR MSA	1 411	1 134	40	97	140	14	134 989	118 251	2 278	4 888	9 152
Ashland	95	84	4	7	-	-	8 238	7 711	244	294	-
Medford	827	600	32	80	136	13	78 619	62 489	1 778	3 441	8 844
Mercury-Thunderbolt-Palm Bay, FL MSA	3 848	3 718	4	-	228	13	375 213	360 088	267	-	14 853
Mercury	832	822	-	-	-	-	81 588	81 588	-	-	-
Palm Bay	781	751	-	-	-	-	88 088	88 088	-	-	-
Thunderbolt	110	110	-	-	-	-	11 333	11 333	-	-	-
Memphis, TN-AR-MO MSA	7 381	7 012	12	15	362	26	681 682	683 412	238	600	7 382
Memphis	-	-	-	-	-	-	-	-	-	-	-
West Memphis	38	32	-	-	-	-	2 773	2 773	-	-	-
Merced, CA MSA	1 118	1 088	4	18	-	-	108 447	107 888	207	1 354	-
Merced	161	154	4	3	-	-	14 282	13 835	207	151	-
Miami-Fort Lauderdale, FL MSA	21 880	18 601	188	195	6 008	238	1 688 884	1 672 414	10 112	12 188	304 168
Fort Lauderdale, FL MSA	12 884	9 828	88	87	3 003	138	1 220 143	1 084 885	4 952	8 888	143 540
Fort Lauderdale	82	88	2	-	11	1	14 888	12 548	238	-	2 100
Miami, FL MSA	9 088	5 783	122	108	3 005	101	678 741	607 748	5 182	5 202	180 629
Miami	438	38	88	4	338	12	21 912	4 381	2 337	245	14 880

See footnotes at end of table.

AMERICAN  
BUSINESS  
CLIMATE  
& ECONOMIC  
PROFILES

*A Concise Compilation of  
Facts, Rankings, Incentives,  
and Resource Listings, for all  
319 Metropolitan Statistical  
Areas (MSAs) and the 50 States*

**Priscilla Cheng Geahigan, Editor**

Fenwick Library  
George Mason University  
Fairfax, Virginia

**Physicians, Rate Per 1,000 People—Metropolitan Areas** (Continued)

Ranking of metropolitan areas by the number of patient care physicians per 1,000 people. (a)

Metropolitan area	Total patient care physicians	Patient care physicians per 1,000 people	Rank
RAPID CITY, SD (MSA)	156	1.92	132
CHATTANOOGA, TN-GA (MSA)	831	1.92	132
NAPLES, FL (MSA)	290	1.91	134
✓ MACON-WARNER ROBINS, GA (MSA)	536	1.91	134
FLORENCE, SC (MSA)	218	1.91	134
CHEYENNE, WY (MSA)	140	1.91	134
LINCOLN, NE (MSA)	405	1.90	138
TUSCALOOSA, AL (MSA)	284	1.89	139
MEDFORD, OR (MSA)	277	1.89	139
WICHITA, KS (MSA)	912	1.88	141
BOISE CITY, ID (MSA)	384	1.87	142
MONMOUTH-OCEAN, NJ (PMSA)	1,849	1.87	142
FAYETTEVILLE-SPRINGDALE, AR (MSA)	211	1.86	144
VALLEJO-FAIRFIELD-NAPA, CA (PMSA)	841	1.86	144
EVANSVILLE, IN-KY (MSA)	520	1.86	144
OLYMPIA, WA (MSA)	298	1.85	147
EAU CLAIRE, WI (MSA)	254	1.85	147
CASPER, WY (MSA)	113	1.85	147
WILLIAMSPORT, PA (MSA)	219	1.84	150
ALLENTOWN-BETHLEHEM-EASTON, PA-NJ (MSA)	1,265	1.84	150
JERSEY CITY, NJ (PMSA)	1,013	1.83	152
DAYTON-SPRINGFIELD, OH (MSA)	1,738	1.83	152
REDDING, CA (MSA)	267	1.82	154
NEW LONDON-NORWICH, CT-RI (NECMA)	463	1.82	154
ROCKFORD, IL (MSA)	516	1.82	154
CHICO, CA (MSA)	330	1.81	157
BANGOR, ME (NECMA)	266	1.81	157
DULUTH, MN-WI (MSA)	433	1.80	159
BINGHAMTON, NY (MSA)	477	1.80	159
AUSTIN, TX (MSA)	1,407	1.80	159
ORLANDO, FL (MSA)	1,916	1.79	162
LAFAYETTE-WEST LAFAYETTE, IN (MSA)	234	1.79	162
ALEXANDRIA, LA (MSA)	236	1.79	162
GREENVILLE-SPARTANBURG, SC (MSA)	1,144	1.79	162
HUNTSVILLE, AL (MSA)	425	1.78	166
PENSACOLA, FL (MSA)	614	1.78	166
GRAND RAPIDS, MI (MSA)	1,218	1.77	168
EUGENE-SPRINGFIELD, OR (MSA)	500	1.77	168
SAN ANGELO, TX (MSA)	174	1.77	168
SANTA CRUZ, CA (PMSA)	404	1.76	171
SOUTH BEND - MISHAWAKA, IN (MSA)	435	1.76	171
LEWISTON-AUBURN, ME (NECMA)	185	1.76	171
BILOXI-GULFPORT, MS (MSA)	347	1.76	171
ANCHORAGE, AK (MSA)	396	1.75	175
FRESNO, CA (MSA)	1,167	1.75	175

(continued)

1-30  
5-3

Release Date  
Sunday  
August 11, 1991

# Uniform Crime Reports

**1990** **DO NOT CIRCULATE**



# Crime in the United States

APPENDIX IV—Index of Crime, Metropolitan Statistical Areas, 1990—Continued

Metropolitan Statistical Area	Population	Crime Index total	Modified Crime Index total <sup>1</sup>	Violent crime <sup>2</sup>	Property crime <sup>2</sup>	Murder and non-negligent manslaughter	Forcible rape	Robbery	Aggravated assault	Burglary	Larceny-theft	Motor vehicle theft	Armed
Lorain-Elyria, Oh. M.S.A. .... (Includes Lorain County.)	265,596												
City of:													
Lorain .....	71,245	2,820		268	2,552	3	50	100	115	964	1,405	183	
Elyria .....	56,746	3,189		283	2,906	5	35	112	131	787	1,874	245	
Total area actually reporting .....	93.9%	8,754		996	7,758	10	127	260	599	2,338	4,850	570	
Estimated total .....	100.0%	9,438		1,035	8,403	10	131	272	622	2,445	5,334	624	
Rate per 100,000 inhabitants .....		3,553.5		389.7	3,163.8	3.8	49.3	102.4	234.2	920.6	2,008.3	234.9	
Los Angeles-Long Beach, Ca. M.S.A. .... (Includes Los Angeles County.)	8,863,164												
City of:													
Los Angeles .....	3,485,398	321,536		83,809	237,727	983	2,014	36,098	44,714	51,482	122,632	63,613	
Long Beach .....	429,433	41,106		8,403	32,703	106	298	4,193	3,806	8,661	16,905	7,137	
Total area actually reporting .....	100.0%	661,908		155,852	506,056	1,768	4,215	63,094	84,775	123,162	259,971	126,923	
Estimated total .....		7,468.1		1,756.4	5,709.7	19.9	47.6	711.9	979.1	1,389.6	2,888.0	1,432.0	
Rate per 100,000 inhabitants .....													
Louisville, Ky.-In. M.S.A. .... (Includes Bullitt, Jefferson, Oldham and Shelby Counties, Ky., and Clark, Floyd and Harrison Counties, In.)	952,662												
City of Louisville, Ky. ....	269,063	17,285		2,281	15,004	39	122	1,089	1,031	4,765	8,646	1,553	
Total area actually reporting .....	97.0%	44,925		4,299	40,666	65	292	1,398	2,504	9,967	27,882	2,817	
Estimated total .....	100.0%	46,033		4,330	41,703	66	300	1,412	2,552	10,194	28,596	2,913	
Rate per 100,000 inhabitants .....		4,832.0		454.5	4,377.5	6.9	31.5	148.2	267.9	1,070.1	3,001.7	305.8	
Lubbock, Tx. M.S.A. .... (Includes Lubbock County.)	221,850												
City of Lubbock .....	186,206	12,302		1,116	11,186	16	160	304	636	2,893	7,516	777	
Total area actually reporting .....	100.0%	14,246		1,280	12,966	16	186	314	764	3,343	8,779	844	
Rate per 100,000 inhabitants .....		6,421.5		577.0	5,844.5	7.2	83.8	141.5	344.4	1,506.9	3,957.2	380.4	
Lynchburg, Va. M.S.A. .... (Includes Lynchburg City and Amherst and Campbell Counties.)	142,199												
City of Lynchburg .....	66,049	3,858		580	3,278	5	28	127	420	548	2,614	116	
Total area actually reporting .....	100.0%	5,609		779	4,830	9	47	142	581	855	3,797	178	
Rate per 100,000 inhabitants .....		3,944.5		567.8	3,396.6	6.3	33.1	99.9	408.6	601.3	2,670.2	125.2	
Macon-Warner Robins, Ga. M.S.A. .... (Includes Bibb, Houston, Jones and Peach Counties.)	281,183												
City of:													
Macon .....	106,612	11,741		760	10,981	21	78	260	401	2,623	7,544	814	
Warner Robins .....	43,726	3,847		434	3,413	2	25	56	351	758	2,473	182	
Total area actually reporting .....	98.8%	20,723		1,655	19,068	35	148	403	1,069	4,697	13,030	1,341	
Estimated total .....	100.0%	21,041		1,683	19,358	35	150	413	1,085	4,760	13,226	1,372	
Rate per 100,000 inhabitants .....		7,485.2		598.7	6,886.4	12.5	53.4	146.9	386.0	1,693.3	4,705.0	488.1	
Madison, WI M.S.A. .... (Includes Dane County.)	368,267												
City of Madison .....	191,262	12,620		996	12,024	3	62	230	301	2,334	8,957	733	
Total area actually reporting .....	100.0%	18,687		1,026	17,661	4	78	264	680	3,184	13,523	954	
Rate per 100,000 inhabitants .....		5,187.0		284.8	4,902.2	1.1	21.7	73.3	188.7	883.8	3,753.6	264.8	
Manchester, N.H. M.S.A. .... (Includes part of Hillsborough, Merrimack and Rockingham Counties.)	144,282												
City of Manchester .....	99,567	7,627		197	7,230	2	21	116	58	1,887	4,762	581	
Total area actually reporting .....	100.0%	8,902		237	8,665	3	22	118	94	2,267	5,738	660	
Rate per 100,000 inhabitants .....		6,171.1		164.3	6,006.8	2.1	15.3	81.8	65.2	1,571.6	3,977.8	457.5	
Mansfield, Oh. M.S.A. .... (Includes Richland County.)	126,137												
City of Mansfield .....	50,627	4,916		1,019	3,897	4	65	126	824	1,073	2,621	203	
Total area actually reporting .....	96.8%	6,982		1,200	5,782	4	67	142	987	1,605	3,885	292	
Estimated total .....	100.0%	7,151		1,210	5,941	4	68	145	993	1,631	4,005	305	
Rate per 100,000 inhabitants .....		5,669.2		959.3	4,710.0	3.2	53.9	115.0	787.2	1,293.0	3,175.1	241.8	
McAllen-Edinburg-Mission, Tx. M.S.A. .... (Includes Hidalgo County.)	283,548												
City of:													
McAllen .....	84,021	8,709		463	8,246	3	16	104	340	1,624	5,562	1,060	
Edinburg .....	29,885	1,716		261	1,455	1	17	26	217	464	833	158	
Mission .....	28,633	1,763		88	1,675	1	8	12	67	382	1,117	176	
Total area actually reporting .....	100.0%	25,287		1,894	23,393	35	97	282	1,480	7,068	13,902	2,423	
Rate per 100,000 inhabitants .....		6,593.0		493.8	6,099.2	9.1	25.3	73.5	385.9	1,842.8	3,624.6	631.7	
Medford, Or. M.S.A. .... (Includes Jackson County.)	146,389												
City of Medford .....	46,951	4,397		238	4,159		36	51	151	684	3,269	206	
Total area actually reporting .....	100.0%	7,802		536	7,266	5	71	79	381	1,375	5,506	385	
Rate per 100,000 inhabitants .....		5,329.6		366.1	4,963.5	3.4	48.5	54.0	260.3	939.3	3,761.2	263.0	

See footnotes at end of table.




U.S. Department of Justice  
Federal Bureau of Investigation

NL - DDWG

P-30  
= 3

FENWICK LIBRARY - GMU  
32777 006971746



# UNIFORM CRIME REPORTS

August 30, 1992

Table 6.—Index of Crime, Metropolitan Statistical Areas, 1991—Continued

Metropolitan Statistical Area	Population	Crime index total	Modified Crime index total	Violent crime	Property crime	Murder and non-negligent manslaughter	Forcible rape	Robbery	Aggravated assault	Burglary	Larceny-theft	Motor vehicle theft	Arson
Louisville, Ky.-In. M.S.A. (Includes Bullitt, Jefferson, Oldham and Shelby Counties, Ky., and Clark, Floyd and Harrison Counties, In.)	960,758												
City of Louisville, Ky.	271,245	17,428		2,245	15,183	45	157	1,246	799	5,007	8,446	1,730	
Total area actually reporting	96.9%	42,013		4,591	37,415	64	433	1,714	2,387	9,529	24,515	3,371	
Estimated total	100.0%	43,150		4,681	38,469	65	441	1,730	2,445	9,774	25,233	3,462	
Rate per 100,000 inhabitants		4,491.2		487.2	4,004.0	6.8	45.9	180.1	254.5	1,017.3	2,626.4	360.3	
Lubbock, Tx. M.S.A. (Includes Lubbock County.)	226,581												
City of Lubbock	190,179	12,442		1,865	11,377	18	137	276	634	3,034	7,691	652	
Total area actually reporting	100.0%	14,492		1,214	13,278	23	143	285	763	3,498	9,098	682	
Estimated total		6,395.9		535.8	5,860.2	10.2	63.1	125.8	336.7	1,543.8	4,015.3	301.0	
Lynchburg, Va. M.S.A. (Includes Lynchburg City and Amherst and Campbell Counties.)	144,462												
City of Lynchburg	67,101	3,628		484	3,144	12	25	106	341	505	2,481	158	
Total area actually reporting	100.0%	5,487		712	4,775	20	49	128	515	811	3,704	260	
Rate per 100,000 inhabitants		3,798.2		492.9	3,305.4	13.8	33.9	88.6	356.5	561.4	2,564.0	180.0	
Macon-Warner Robins, Ga. M.S.A. (Includes Bibb, Houston, Jones and Peach Counties.)	287,379												
City of:													
Macon	108,994	10,846		1,806	9,840	32	81	273	620	2,266	6,807	767	
Warner Robins	44,703	2,905		281	2,624	5	4	56	216	659	1,827	138	
Total area actually reporting	100.0%	17,869		1,632	16,217	53	115	401	1,083	4,020	11,042	1,155	
Rate per 100,000 inhabitants		6,217.9		574.9	5,643.1	18.4	40.0	139.5	376.9	1,398.8	3,842.3	401.9	
Madison, Wi. M.S.A. (Includes Dane County.)	364,919												
City of Madison	193,735	12,884		770	12,114	2	93	325	350	2,273	9,089	752	
Total area actually reporting	100.0%	19,575		1,241	18,334	4	126	354	757	3,276	14,070	988	
Rate per 100,000 inhabitants		5,364.2		340.1	5,024.1	1.1	34.5	97.0	207.4	897.7	3,855.7	270.7	
Manchester, N.H. M.S.A. (Includes part of Hillsborough, Merrimack and Rockingham Counties.)	143,752												
City of Manchester	99,240	7,013		240	6,773	6	23	165	46	2,040	4,306	427	
Total area actually reporting	96.8%	8,188		269	7,919	6	25	175	63	2,356	5,080	483	
Estimated total	100.0%	8,350		273	8,077	6	26	176	65	2,388	5,193	496	
Rate per 100,000 inhabitants		5,808.6		189.9	5,618.7	4.2	18.1	122.4	45.2	1,661.2	3,612.5	345.0	
Mansfield, Oh. M.S.A. (Includes Richland County.)	127,203												
City of Mansfield	51,055	5,248		1,181	4,067	1	50	159	971	1,209	2,657	201	
Total area actually reporting	98.8%	7,954		1,347	6,607	1	51	183	1,112	1,843	4,431	333	
Estimated total	100.0%	8,023		1,351	6,672	1	51	184	1,115	1,854	4,479	339	
Rate per 100,000 inhabitants		6,307.2		1,062.1	5,245.2	.8	40.1	144.7	876.6	1,457.5	3,521.1	266.5	
McAllen-Edinburg-Mission, Tx. M.S.A. (Includes Hidalgo County.)	391,721												
City of:													
McAllen	85,814	9,182		602	8,580	3	17	122	460	1,709	5,705	1,166	
Edinburg	30,522	1,765		181	1,584	1	8	24	148	459	929	196	
Mission	29,264	1,817		102	1,715	1	10	14	77	390	1,146	179	
Total area actually reporting	99.6%	26,712		1,949	24,763	27	89	306	1,527	7,948	14,149	2,666	
Estimated total	100.0%	26,815		1,958	24,857	27	90	308	1,533	7,970	14,212	2,675	
Rate per 100,000 inhabitants		6,845.4		499.8	6,345.6	6.9	23.0	78.6	391.3	2,034.6	3,628.1	682.9	
Medford, Or. M.S.A. (Includes Jackson County.)	150,488												
City of Medford	48,267	3,618		206	3,412	1	31	46	128	436	2,839	137	
Total area actually reporting	99.2%	7,200		522	6,678	2	71	71	378	1,178	5,192	308	
Estimated total	100.0%	7,265		526	6,739	2	72	72	380	1,189	5,238	312	
Rate per 100,000 inhabitants		4,827.6		349.5	4,478.1	1.3	47.8	47.8	252.5	790.1	3,480.7	207.3	
Melbourne-Titusville-Palm Bay, Fl. M.S.A. (Includes Brevard County.)	409,429												
City of:													
Melbourne	61,209	5,594		684	4,910	2	34	117	531	1,061	3,542	307	
Titusville	40,426	3,969		482	3,487	1	27	116	338	972	2,271	244	
Palm Bay	64,273	3,675		323	3,352	1	9	52	261	747	2,468	137	
Total area actually reporting	100.0%	28,808		3,006	25,802	18	145	627	2,216	6,503	17,640	1,659	
Rate per 100,000 inhabitants		7,036.1		734.2	6,301.9	4.4	35.4	153.1	541.2	1,588.3	4,308.4	405.2	

See footnotes at end of table.





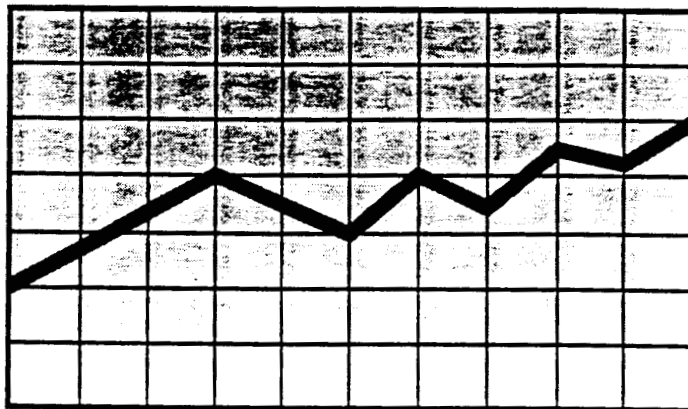
NL - DDWG

U.S. Department of Justice  
Federal Bureau of Investigation

Release Date  
Sunday  
October 3, 1993



93.1.14/T:992



# CRIME IN THE UNITED STATES

# 1992

## Uniform Crime Reports

Table 4 - Index of Crime, Metropolitan Statistical Areas, 1992—Continued

Metropolitan Statistical Area	Population	Crime index total	Modified Crime index total	Violent crime	Property crime	Murder and non-negligent manslaughter	Forcible rape	Robbery	Aggravated assault	Burglary	Larceny-theft	Motor vehicle theft	Arson
<b>Los Angeles-Long Beach, Ca. M.S.A.</b>	<b>9,193,319</b>												
(Includes Los Angeles County)													
City of:													
Los Angeles	3,615,355	338,531		88,919	249,612	1,094	1,872	39,508	46,445	57,771	123,860	67,981	
Long Beach	445,405	35,337		6,925	28,412	104	218	3,583	3,020	7,554	14,540	6,318	
Total area actually reporting	100.0%	681,008		163,513	517,495	1,919	3,865	68,959	88,770	128,732	255,506	133,257	
Rate per 100,000 inhabitants		7,407.6		1,778.6	5,629.0	20.9	42.0	750.1	965.6	1,400.3	2,779.3	1,449.5	
<b>Louisville, Ky.-In. M.S.A.</b>	<b>967,561</b>												
(Includes Bullitt, Jefferson and Oldham Counties, Ky., and Clark, Floyd, Harrison, and Scott Counties, In.)													
City of Louisville Ky.	274,312	18,642		2,967	15,675	39	120	1,241	1,567	4,181	8,796	2,698	
Total area actually reporting	95.2%	43,885		6,289	37,596	64	285	1,769	4,171	9,296	24,113	4,187	
Estimated total	100.0%	45,715		6,402	39,213	65	299	1,798	4,280	9,660	25,278	4,335	
Rate per 100,000 inhabitants		4,724.8		665.8	4,059.0	6.7	30.9	185.8	442.3	998.4	2,612.5	448.0	
<b>Lubbock, Tx. M.S.A.</b>	<b>230,588</b>												
(Includes Lubbock County.)													
City of Lubbock	193,545	13,366		1,223	12,143	14	158	352	699	2,919	8,506	718	
Total area actually reporting	100.0%	15,432		1,460	13,972	17	170	363	910	3,310	9,879	783	
Rate per 100,000 inhabitants		6,692.5		633.2	6,059.3	7.4	73.7	157.4	394.6	1,435.5	4,284.3	339.6	
<b>Lynchburg, Va. M.S.A.</b>	<b>200,006</b>												
(Includes Lynchburg and Bedford Cities and Amherst, Bedford and Campbell Counties.)													
City of Lynchburg	68,072	3,656		304	3,152	9	29	112	354	589	2,390	173	
Total area actually reporting	100.0%	6,440		840	5,600	11	63	142	624	1,145	4,184	271	
Estimated total	100.0%	19,257		420.0	2,799.9	5.5	31.5	71.0	312.0	572.5	2,091.9	135.5	
Rate per 100,000 inhabitants		3,219.9											
<b>Macon, Ga. M.S.A.</b>	<b>303,144</b>												
(Includes Bibb, Houston, Jones, Peach and Twiggs Counties.)													
City of Macon	111,100	11,171		1,364	10,007	36	78	357	693	2,207	6,938	862	
Total area actually reporting	99.9%	19,241		1,925	17,316	44	140	517	1,224	4,072	11,955	1,289	
Estimated total	100.0%	19,257		1,926	17,331	44	140	517	1,225	4,075	11,966	1,290	
Rate per 100,000 inhabitants		6,352.4		635.3	5,717.1	14.5	46.2	170.5	404.1	1,344.2	3,947.3	425.5	
<b>Madison, WI. M.S.A.</b>	<b>368,928</b>												
(Includes Dane County.)													
City of Madison	195,767	11,508		713	10,795	3	81	281	348	1,956	8,209	630	
Total area actually reporting	99.6%	18,531		1,884	17,347	4	110	322	748	2,809	13,723	815	
Estimated total	100.0%	18,595		1,886	17,409	4	110	323	749	2,817	13,774	818	
Rate per 100,000 inhabitants		5,040.4		522.5	4,718.9	1.1	29.8	87.6	203.0	763.6	3,733.6	221.7	
<b>Mansfield, Oh. M.S.A.</b>	<b>176,706</b>												
(Includes Crawford and Richland Counties.)													
City of Mansfield	51,414	5,507		1,280	4,227	3	62	167	1,048	1,322	2,710	195	
Total area actually reporting	82.2%	8,780		1,482	7,298	4	68	186	1,224	2,075	4,890	333	
Estimated total	100.0%	9,774		1,553	8,221	4	78	207	1,264	2,266	5,549	406	
Rate per 100,000 inhabitants		5,531.2		878.9	4,632.4	2.3	44.1	117.1	715.3	1,282.4	3,140.2	229.8	
<b>McAllen-Edinburg-Mission, Tx. M.S.A.</b>	<b>398,648</b>												
(Includes Hidalgo County.)													
City of:													
McAllen	87,332	11,813		640	11,173	4	15	123	498	1,949	7,187	2,037	
Edinburg	31,062	2,488		128	2,360	1	2	30	95	610	1,470	280	
Mission	29,781	1,904		82	1,822			13	67	489	1,125	208	
Total area actually reporting	100.0%	31,106		2,491	28,705	23	80	358	1,940	8,182	16,646	3,877	
Rate per 100,000 inhabitants		7,802.9		602.3	7,200.6	5.8	20.1	89.8	486.6	2,052.4	4,175.6	972.5	
<b>Medford-Ashland, Or. M.S.A.</b>	<b>153,315</b>												
(Includes Jackson County.)													
City of:													
Medford	49,175	3,977		203	3,774	1	24	29	149	546	3,077	151	
Ashland	17,003	941		47	894			9	15	23	146	47	
Total area actually reporting	99.8%	7,815		571	7,244	5	73	66	427	1,359	5,551	334	
Estimated total	100.0%	7,828		571	7,257	5	73	66	427	1,361	5,561	335	
Rate per 100,000 inhabitants		5,105.8		372.4	4,733.4	3.3	47.6	43.0	278.5	887.7	3,627.2	218.5	
<b>Melbourne-Titusville-Palm Bay, Fl. M.S.A.</b>	<b>415,929</b>												
(Includes Brevard County.)													
City of:													
Melbourne	62,181	5,902		736	5,166	3	24	116	593	977	3,748	441	
Titusville	41,068	3,639		408	3,191	2	25	98	323	827	2,179	185	
Palm Bay	65,294	3,953		445	3,508	3	15	49	378	742	2,591	175	
Total area actually reporting	100.0%	28,307		3,230	25,057	17	140	593	2,500	5,808	17,625	1,624	
Rate per 100,000 inhabitants		6,805.7		781.4	6,024.3	4.1	33.7	142.6	601.1	1,396.4	4,237.5	390.5	

See footnotes at end of table.

SALARY TABLE NO. 94-RUS

INCORPORATING THE 3.09% LOCALITY PAY ADJUSTMENT  
FOR THE LOCALITY PAY AREA OF REST OF U.S.

Effective January 1994

ANNUAL Rates by Grade and Step

	1	2	3	4	5	6	7	8	9	10
GS-1	\$12,271	\$12,680	\$13,087	\$13,494	\$13,904	\$14,144	\$14,545	\$14,951	\$14,970	\$15,351
2	13,796	14,124	14,582	14,970	15,137	15,582	16,027	16,473	16,918	17,363
3	15,054	15,556	16,058	16,560	17,062	17,564	18,067	18,569	19,071	19,573
4	16,900	17,462	18,025	18,588	19,151	19,714	20,277	20,840	21,403	21,965
5	18,907	19,537	20,166	20,796	21,426	22,056	22,686	23,316	23,946	24,576
6	21,075	21,777	22,479	23,181	23,883	24,585	25,287	25,989	26,691	27,393
7	23,419	24,199	24,980	25,760	26,541	27,321	28,101	28,882	29,662	30,442
8	25,936	26,801	27,666	28,531	29,396	30,261	31,126	31,991	32,856	33,721
9	28,648	29,602	30,557	31,512	32,466	33,421	34,375	35,330	36,285	37,239
10	31,549	32,600	33,652	34,703	35,755	36,806	37,858	38,909	39,961	41,012
11	34,662	35,818	36,973	38,129	39,285	40,440	41,596	42,751	43,907	45,063
12	41,543	42,928	44,312	45,697	47,081	48,466	49,850	51,235	52,619	54,004
13	49,401	51,047	52,693	54,340	55,986	57,632	59,279	60,925	62,572	64,218
14	58,377	60,323	62,269	64,216	66,162	68,108	70,055	72,001	73,947	75,894
15	68,667	70,956	73,244	75,533	77,822	80,110	82,399	84,687	86,976	89,265

NOTE: Locality rates of pay are considered basic pay only for certain purposes--see "1994 Salary Tables" cover sheet.

AC-0041F

*Robins*  
*GA*

DEPARTMENT OF DEFENSE WAGE FIXING AUTHORITY  
ALEXANDRIA, VIRGINIA 22331-1200

ISSUE DATE: 1 SEPTEMBER 1993

SUBJECT: FEDERAL WAGE SYSTEM REGULAR AND SPECIAL PRODUCTION FACILITATING WAGE RATE SCHEDULES  
FOR THE WAGE AREA OF MACON, GEORGIA

TO: COMMANDING OFFICERS OF MILITARY DEPARTMENTS AND DOD COMPONENT INSTALLATIONS IN THE AREA

*EAST*

THE SCHEDULES SHOWN BELOW HAVE BEEN ESTABLISHED UNDER AUTHORITY OF DOD DIRECTIVE 5120.39, DATED APRIL 24, 1980, SUBJECT TO THE LIMITATIONS CONTAINED IN PUBLIC LAW 102-393 APPROVED 6 OCTOBER 1992, AND ARE TO BE APPLIED IN ACCORDANCE WITH THE PROVISIONS OF FPM SUPPLEMENT 532-1 TO ALL EMPLOYEES WHOSE OFFICIAL DUTY STATION IS LOCATED WITHIN THE GEOGRAPHIC BOUNDARY OF THE WAGE AREA DEFINITION SHOWN ON THE REVERSE SIDE. THIS SCHEDULE IS APPLICABLE TO DOD EMPLOYEES ONLY AND EXCLUDES ANY BENEFIT DERIVED BY IMPLEMENTATION OF 5 USC 5343(d).


WG GRADE	WG-RATES					WL-RATES					WS-WD-WN RATES					WD-WN PAY LEVEL
	1	2	3	4	5	1	2	3	4	5	1	2	3	4	5	
1	7.30	7.62	7.92	8.24	8.55	8.05	8.37	8.73	9.07	9.41	11.86	12.36	12.83	13.34	13.82	1
2	8.09	8.42	8.78	9.10	9.45	8.92	9.30	9.66	10.05	10.42	12.66	13.20	13.72	14.24	14.75	1
3	9.07	9.43	9.81	10.19	10.56	9.97	10.39	10.80	11.22	11.65	13.56	14.3	14.70	15.26	15.83	2
4	10.03	10.44	10.85	11.29	11.69	11.07	11.53	11.98	12.47	12.91	13.98	14.56	15.14	15.72	16.31	2
5	10.60	11.04	11.48	11.92	12.36	11.65	12.14	12.63	13.11	13.60	14.39	14.99	15.59	16.19	15.79	3
6	11.01	11.47	11.93	12.39	12.85	12.12	12.62	13.12	13.63	14.13	14.80	15.42	16.04	16.65	17.27	4
7	11.42	11.90	12.38	12.85	13.33	12.57	13.09	13.61	14.14	14.66	15.22	15.85	16.48	17.12	17.75	5
8	11.84	12.33	12.82	13.32	13.81	13.02	13.56	14.10	14.64	15.19	15.63	16.28	16.93	17.58	18.23	6
9	12.25	12.76	13.27	13.78	14.29	13.48	14.04	14.60	15.16	15.72	16.04	16.71	17.38	18.05	18.72	7
10	12.65	13.18	13.71	14.23	14.76	13.92	14.50	15.08	15.66	16.24	16.44	17.13	17.82	18.50	19.19	8
11	13.07	13.61	14.15	14.70	15.24	14.37	14.97	15.57	16.17	16.77	17.01	17.72	18.43	19.14	19.85	9
12	13.48	14.04	14.62	15.16	15.72	14.82	15.44	16.06	16.68	17.29	17.75	18.49	19.23	19.97	20.71	10
13	13.89	14.47	15.05	15.63	16.21	15.28	15.92	16.56	17.19	17.83	18.66	19.44	20.22	21.00	21.77	11
14	14.30	14.90	15.53	16.09	16.69	15.73	16.39	17.05	17.70	18.36	19.76	20.58	21.40	22.23	23.05	8
15	14.72	15.33	15.94	16.56	17.17	16.19	16.86	17.53	18.21	18.88	21.01	21.89	22.77	23.64	24.52	9
WS-16	22.44	23.38	24.32	25.25	26.19	22.44	23.38	24.32	25.25	26.19	27.01	27.92	28.83	29.74	30.65	9
WS-17	24.05	25.05	26.05	27.05	28.06	24.05	25.05	26.05	27.05	28.06	28.83	29.74	30.65	31.56	32.47	10
WS-18	25.83	26.91	27.99	29.06	30.14	25.83	26.91	27.99	29.06	30.14	30.65	31.56	32.47	33.38	34.29	11
WS-19	27.72	28.94	30.04	31.21	32.37	27.72	28.94	30.04	31.21	32.37	32.47	33.38	34.29	35.20	36.11	11

*Ronald G. Bechtel*  
RONALD G. BECHTEL  
ACTING DIRECTOR  
TECHNICAL STAFF


ORDER DATE: 1 JUNE 1993  
EFFECTIVE DATE: THE FIRST PAY OF THE FIRST PAY PERIOD  
BEGINNING ON OR AFTER 6 NOVEMBER 1993  
SUPERSEDES SCHEDULE ISSUED 11 AUGUST 1992

*DECA*  
*11-07-93*  
*Report*  
*11-14-93*

PART IX



PART X





NL

X1. LOGICAL: BUS  
PHYSICAL: STAR  
802.3/10BT/UNSHIELDED TWISTED PAIR  
802.3/ETHERNET/FIBER BACKBONE

X2.	<u>ITEM</u>	<u>MODEL</u>	<u>QUANTITY</u>
	SYNOPTICS CONCENTRATOR	MODEL 3800	1
	SYNOPTICS 10BT MODULE	MODEL 3308	3
	SYNOPTICS 10BF MODULE	MODEL 3304	1
	SYNOPTICS 10BT HUB	MODEL 2814	1
	SYNOPTICS 10BF HUB	MODEL 2804	1
	SYNOPTICS NETWORK MGMT	MODEL 3313A	1
	EVEREX 486XT SERVER	MODEL	2
	TRANSCEIVERS CABLETRON	MODEL	2
	SYNOPTICS ROUTER	MODEL 3800-03	1
	RACAL DSU/CSU	MODEL 9600	2


X3. YES

X4. 60


X5. BANYAN VINES EVEREX 486

X6. AIS, DSS, EMACS, BOSS, DBMS (APCAPS), PCNFS, WORD PROCESSING  
CCMAIL, ELM EMAIL, MIS, LINK, AWS, SC&D.

SOURCE: Purchase orders and site surveys completed  
3rd/4th qtr 94



PART XI



Section XI.

NL - DDWG

XI.1: This question was answered in V.B.34.

XI.2: Systems/Modular Furniture = 93  
Lectriever = 3

XI.3: This question will be answered in V.B.10 upon approval of 30 Sep 94  
805 Storage Report.

