

1-1-1970

# A Profile of the Jewish Freshman

David E. Drew

*Claremont Graduate University*

---

## Recommended Citation

Drew, David. A Profile of the Jewish Freshman. ACE Research Reports, 5 (4). American Council on Education, 1970.

This Report is brought to you for free and open access by the CGU Faculty Scholarship at Scholarship @ Claremont. It has been accepted for inclusion in CGU Faculty Publications and Research by an authorized administrator of Scholarship @ Claremont. For more information, please contact [scholarship@cuc.claremont.edu](mailto:scholarship@cuc.claremont.edu).

A PROFILE OF THE JEWISH FRESHMAN

David E. Drew

American Council on Education

Office of Research

ACE RESEARCH REPORTS

Vol. 5, No. 4

June, 1970

### Acknowledgements

The preparation of this research report was funded by the American Jewish Committee, a human relations agency with a commitment to objective scientific research, particularly with respect to educational and social issues. The AJC has supported a number of significant research efforts in the past, most notably the classic Authoritarian Personality study. Discussion of a profile such as this was initiated by Saul Rossien, formerly Director of Education at AJC; subsequently, Mrs. Geraldine Rosenfield became the AJC coordinator with the Council for the project.

As indicated in the text, this report is a special product of the more general Cooperative Institutional Research Program, of which Alexander W. Astin is the Director. Dr. Astin and my other colleagues provided valuable comments and aid during preparation of this report. John A. Creager was particularly helpful with respect to methodological issues concerning the sampling and weighting procedures. Alan E. Bayer and Robert F. Boruch provided suggestions based on their experience in preparing a previous report on black students.

The production of this report was dependent upon the development of some complex computer software. The several programming tasks involved in preparing and implementing these routines were handled excellently by Jeffrey E. Dutton, Penny L. Edgert and Gerald T. Richardson.

Janice C. Peterson provided valuable assistance in virtually every phase of this project.

DD  
June, 1970

## Table of Contents

	<u>Page</u>
Acknowledgements	
I. The Cooperative Institutional Research Program.....	1
II. The 1969 Sample.....	3
III. The Student Information Form.....	5
IV. The National Normative Profile of Jewish Students.....	5
V. Figures and Tables	
A. Figure 1. 1969 Data Bank Population.....	9
B. Table 1. 1969 ACE Sample and Weights Used in Computing National Norms.....	10
C. Table 2. Percentage of Jewish Freshmen by Year and Institutional Type.....	11
D. Table 3. Composition of "Other Religions" Category.....	12
E. Table 4. Number of Participants and Weighted Population Estimates by Religious Background and Type of Institution.....	13
VI. References.....	15
VII. National Norms by Religious Background	
A. Freshmen Men.....	19
B. Freshmen Women.....	27
C. All Freshmen.....	35
VIII. Appendix A: 1969 Student Information Form.....	45
IX. Appendix B: Coding Scheme for Collapsed Items	
A. Probable Major Field of Study.....	51
B. Probable Occupation.....	52
C. Father's Occupation.....	53

## A Profile of the Jewish Freshman<sup>1</sup>

David E. Drew

The focus of this report is a normative profile of Jewish freshmen entering college in the fall of 1969. The purpose of the following sections is to describe the research program and methodology which generated this information.

### The Cooperative Institutional Research Program

The data presented in this research report are a direct product of the Cooperative Institutional Research Program being conducted by the Office of Research of the American Council on Education. Since this program was launched in 1966, over a million undergraduates have completed questionnaires. Preliminary work prior to the CIRP program included a prototype study carried out with students who entered college in 1961 and a pilot study of 1965 freshmen. Each fall since 1966, when the full-scale research program was launched, approximately a quarter of a million students from a wide range of colleges and universities have filled out questionnaires containing items about their previous academic experiences, educational and professional aspirations, attitudes, etc. In addition, follow-up questionnaires have been sent to subsamples of each entering cohort at periodic intervals. For example, the initial group of 1966 entering freshmen received a one-year follow-up in August of 1967 as well as a questionnaire which arrived during December of 1969, their senior year.

---

<sup>1</sup>This research was supported in part by the American Jewish Committee and by National Science Foundation Grant GR-57.

In addition, this group will receive a questionnaire late this summer after many of them will have graduated from college.

The basic longitudinal characteristics of the research program have enabled social scientists within the Office of Research to carry out a number of studies with respect to such topics as the dimensions of the college environment (Astin, 1968) and the educational and vocational development of college students (Astin and Panos, 1969). The development of a complex set of weighting procedures (Creager, 1968) has allowed production of a series of normative reports, both on entering freshmen (e.g., Creager, Astin, Boruch, Bayer and Drew, 1969) and at subsequent intervals in the college experience (Bayer, Drew, Astin, Boruch and Creager, 1970). An accessing system has been established to make these data available to a wide range of social and educational researchers (Bayer, Astin, Boruch and Creager, 1969); concurrently a series of steps have been taken to assure the confidentiality of the information provided by the research subjects (Astin and Boruch, 1970).

In the context of this research program it is possible to make estimates of the national distribution of responses for specific groups of students. The first such attempt was a report on black students (Bayer and Boruch, 1969), which in some respects has served as the model for the present work. Few research endeavors, particularly in the field of higher education, have been able to rely upon a large enough sample to allow extensive descriptive statements about a subgroup, for example Jewish students, which constitutes a relatively small percentage of the total undergraduate population.

### The 1969 Sample

In the fall of 1969, as in previous years, a wide array of institutions were invited to participate in the research program--two-year colleges, four-year colleges and universities; public and private schools; predominantly black as well as predominantly white schools, etc. A complex, stratified sampling design was employed which, when combined with the proper weighting scheme, provided descriptive statements about the national population. The basic dimensions along which the sample of institutions was stratified were:

- two-year, four-year, university
- selectivity (average academic performance scores of entering freshmen)
- affluence (per student expenditures for educational and general purposes)
- public, private nonsectarian, Roman Catholic, other sectarian
- predominantly Negro schools

An exact delineation of the population of institutions referred to here is in order. The Council, basically, followed the definition embodied by the U. S. Office of Education in its Education Directory (USOE, 1968). Excluded, however, are schools which have a freshman class of less than thirty students and some schools which require undergraduate credits as a criterion of admission into the school. Thus, in this report, the sample reflects a population of 2,433 eligible, functioning institutions.

The precise manner in which the stratification criteria were combined in our sampling design is indicated in Figure 1 which also contains information about the number of schools in each stratification cell of the population.

While only a sample of the entire population of institutions of higher education was included, within each school an attempt was made to administer a questionnaire to each entering freshman (but not to transfer students). Since a 100% response rate within institutions was not always possible, particularly given the voluntary nature of the task, stringent criteria were employed by the Office of Research staff in determining whether the response rate within a given institution was adequate. Schools with low response rates were not included in the national normative profile. In addition, the weighting scheme began with an attempt to compensate for any biases which might have remained even in those high response rate institutions which were retained. Thus, the final weight applied to a given questionnaire in the statistical analyses was a function of several components. The first component was a weight which compensated for the response rate within the institution (differentially by sex). A second weight compensated for differential sampling of institutions within stratification cells and adjusted the student counts to represent the total first-time, full-time enrollment of all schools in the cell. Institutions from each of the thirty-five stratification cells were combined to give a total picture of the national distribution. Table 1 indicates the weights which were used in each of those stratification cells.<sup>2</sup> A detailed description of these weighting procedures has been given in a previous Council publication (Creager, 1968).

---

<sup>2</sup>There will be some slight differences between information reported here and comparable data in the published 1969 national norms report (Creager, Astin, Boruch, Bayer and Drew, 1969), e.g., in the weights for cells 34 and 35. This is due to the fact that the entire 1969 national norms were recomputed recently with some minor refinements in the sample.



### The Student Information Form

The basic freshman questionnaire upon which this report is based is a four page document containing a series of multiple-choice items. A copy of the form used in the fall of 1969 is attached as Appendix A. In fact, this questionnaire is very similar to those used in the previous years of the Cooperative Institutional Research Program. As before, the questionnaire was constructed so that the responses can be recognized by optical scanning equipment and converted into a data tape for subsequent computer analysis. Experience with the questionnaires from prior years has provided, of course, extensive pretesting of most of the items. Bear in mind that the responses to these questions were given by the freshmen after matriculation but before they experienced college, i.e., during their orientation period. Thus, these responses not only make possible reports such as this one descriptive of entering college freshmen but also provide a bench mark for studies of college impact and other longitudinal research.

### The National Normative Profile of Jewish Students

As can be seen in Appendix A, entering freshmen in 1969 were asked two questions dealing with their religion:

"Religion in which you were reared"

"Your present religious preference"

The former item was used in making the basic determination as to which students in the sample were Jewish. In 1969, this group comprised 4.2% of the total cohort of entering freshmen. Table 2 extends this information by including

the categories of two-year colleges, four-year colleges and universities and compares these data with the percentages found each year since the inception of the Cooperative Institutional Research Program. The figures, of course, are taken from the national norms reports for these years. Also included in those documents is religious background data for some other categories of institutions, most of which, typically, have few Jewish students, e.g., predominantly black schools, Catholic colleges, etc.

The basic approach in this report has been to include the responses of both Jewish students and non-Jewish students. However, the latter group has been redefined as "other religions," inasmuch as this is a study of religious affiliation; therefore, those students from the comparison group who had indicated that the religion in which they were reared was "none" are excluded. Thus, in the tables below each "other religions" group is composed of the weighted responses of those students who gave any response to the above question except "Jewish" and "none." Table 3 indicates the percentages of students from each specific religion within the "other religions" category. Table 4 presents the number of actual participants (male and female) for both the Jewish and "other religions" categories as well as the weighted population estimates.

There are three sets of tables which comprise the major statistical presentation of this report: one for men, one for women, and one for all freshmen combined. Each table includes Jewish students and those of other religions in all institutions, two-year colleges, four-year colleges and universities. The results are presented in terms of the percentages who responded to each item. The percentages, in fact, are weighted in the manner described above so as to

approximate the national percentage for each item. All major items in the questionnaire are presented.<sup>3</sup> Because of space requirements, the standard Council procedure was followed in the case of a few items to collapse several fine categories into a broader rubric. The criteria used in making these decisions are included in Appendix B.

The strength of these tables as indicators of the national percentages lies in the sampling and weighting procedures discussed above. In any report such as this based on a subset of the entire student population there is a possible error which could be traced to the fact that the defining criterion had not been one of the basic stratification dimensions. Such a discrepancy is relatively greater at the ends of the continuum where the base rate for a given item is less than ten percent or greater than ninety percent. Thus, caution should be exercised in using these percentages, particularly at the extremes, in an attempt to make precise estimates of headcounts, for example in facility planning. In comparing weighted responses given by different groups of students in tables such as these the issue of statistical significance is clouded, while practical significance is a function of the purpose with which the tables are examined. For most items and purposes a difference of five percent is of practical significance. In general, because of the number of students involved, slightly more confidence can be placed in the percentages from the "all institutions" column than from any of the subdivisions

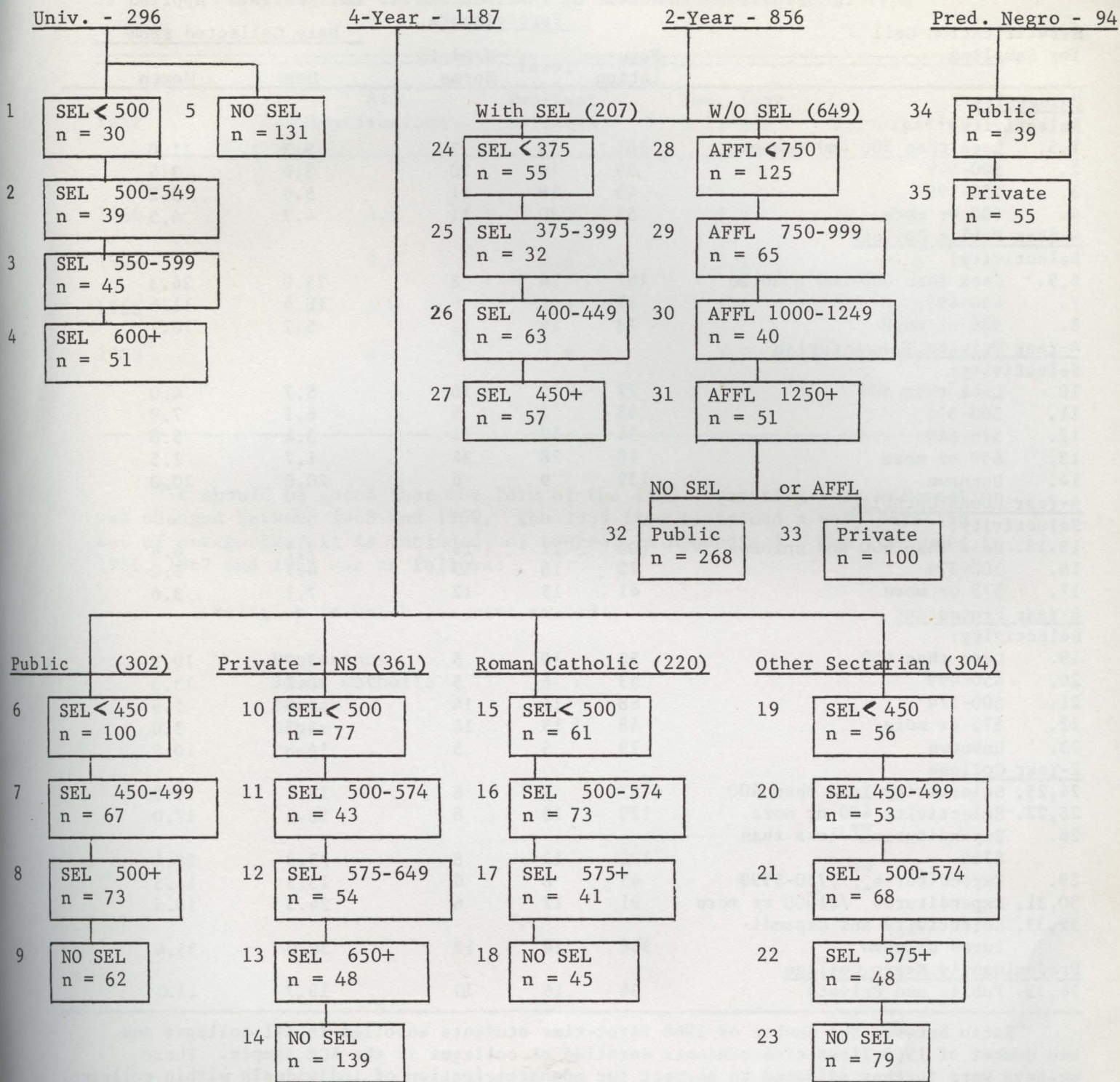
---

<sup>3</sup>These items are the same as those presented in the national norms (Creager, Astin, Boruch, Bayer and Drew, 1969). The only exception (in addition to religious background itself, on which the group breakdowns were made) is the omission of the item concerning the student's home state (region) due to a data processing error.

of that category such as two-year colleges, four-year colleges, etc. The reader should bear in mind that there may be much variation within each category, e.g., four-year colleges, with respect to a specific item.

Figure 1

1969 Data Bank Population (N=2433)<sup>a</sup>



<sup>a</sup>Selectivity (SEL) and Affluence (AFFL) measures, used to define the stratification cells, are described in detail in "National Norms for Entering Freshmen--Fall 1968," page 3.

Table 1  
1969 ACE Sample and Weights Used in Computing National Norms

Stratification Cell for Sampling	Number of Institutions Participants			Cell Weights* Applied to Data Collected From	
	Popu- lation	Total	Used in Norms	Men	Women
<u>University</u>					
Selectivity:					
1,5. Less than 500 and unknown	161	15	7	9.3	11.0
2. 500-549	39	19	10	3.6	3.5
3. 550-599	45	19	11	5.6	5.2
4. 600 or more	51	20	11	4.7	4.5
<u>4-Year Public College</u>					
Selectivity:					
6,9. Less than 450 and unknown	162	14	8	25.0	26.3
7. 450-499	67	11	6	18.4	11.8
8. 500 or more	73	14	11	5.7	10.7
<u>4-Year Private Nonsectarian</u>					
Selectivity:					
10. Less than 500	77	19	16	5.7	4.0
11. 500-574	43	7	5	6.1	7.9
12. 575-649	54	17	14	3.4	3.8
13. 650 or more	48	28	24	1.7	2.5
14. Unknown	139	9	6	20.0	20.0
<u>4-Year Roman Catholic</u>					
Selectivity:					
15,18. Less than 500 and unknown	106	21	15	7.7	6.4
16. 500-574	73	16	13	4.7	5.0
17. 575 or more	41	15	12	7.1	3.6
<u>4-Year Protestant</u>					
Selectivity:					
19. Less than 450	56	10	6	7.7	10.3
20. 450-499	53	6	5	10.2	13.3
21. 500-574	68	14	14	5.8	5.9
22. 575 or more	48	15	14	2.7	3.0
23. Unknown	79	5	5	14.8	10.5
<u>2-Year College</u>					
24,25. Selectivity less than 400	87	9	6	18.7	19.9
26,27. Selectivity 400 or more	120	13	8	16.2	17.0
28. Expenditures**/less than \$750	125	12	8	23.3	22.4
29. Expenditures**/\$750-\$999	65	8	6	15.3	16.3
30,31. Expenditures**/\$1000 or more	91	12	6	24.3	18.5
32,33. Selectivity and Expenditures unknown	368	26	12	30.0	35.4
<u>Predominantly Negro College</u>					
34,35. Public and Private	94	16	10	13.7	11.0

\*Ratio between the number of 1968 first-time students enrolled in all colleges and the number of 1968 first-time students enrolled at colleges in the ACE sample. These weights were further adjusted to correct for nonparticipation of individuals within colleges.

\*\*Per student expenditures for educational and general purposes.

Table 2

Percentage of Jewish Freshmen by Year and Institutional Type

Year	All Institutions	Two-Year Colleges	Four-Year Colleges	Universities
1966	4.5	1.5	3.5	8.5
1967	5.4	1.6	5.3	9.9
1968	5.0	2.1	4.9	8.0
1969 <sup>a</sup>	4.2	1.8	3.9	7.8

<sup>a</sup>It should be noted that the form of the item requesting this information was changed between 1968 and 1969. The 1969 item contained a very detailed set of categories; it is included, of course, in Appendix A. The item used in 1966, 1967 and 1968 was as follows:

Religion in which you were reared:

- Protestant
- Roman Catholic
- Jewish
- Other
- None

Table 3  
 Composition of "Other Religions" Category  
 (Percentages)

Religious Background	All Institutions	Two-Year Colleges	Four-Year Colleges	Universities
Baptist	14.3	14.7	15.8	11.7
Congregational (United Church of Christ)	4.8	4.9	4.0	5.8
Episcopal	4.4	3.3	4.3	6.0
Latter Day Saints (Mormon)	.8	.7	1.2	.3
Lutheran	8.0	7.8	7.9	8.6
Methodist	14.1	12.7	14.2	16.0
Muslim	.1	.1	.1	.1
Presbyterian	8.5	7.3	8.4	10.1
Quaker (Society of Friends)	.2	.1	.3	.1
Roman Catholic	35.5	39.1	32.8	34.2
Seventh Day Adventist	.3	.3	.5	.1
Unitarian-Universalist	.5	.2	.5	.7
Other Protestant	5.8	5.1	7.3	4.7
Other Religions	2.9	3.8	2.8	1.6



Table 4  
 Number of Participants and Weighted Population Estimates  
 By Religious Background and Type of Institution

Norms Group	Number of Institutions in Sample	Number of Participants		Weighted Population Estimates			
		Other Religions		Other Religions			
		Men	Women	Men	Women		
All Institutions	269	5,917	4,692	36,828	30,812	837,046	647,863
Two-Year Colleges	46	240	160	6,427	3,892	323,809	210,130
Four-Year Colleges	183 <sup>a</sup>	2,316	1,448	12,295	11,186	287,403	272,526
Universities	40 <sup>a</sup>	3,361	3,084	18,106	15,734	225,834	165,210

<sup>a</sup>The reader should note that some of the four-year colleges and universities included here are sampled in stratification cells 34 and 35. This is the explanation for apparent discrepancies between this table and Table 1.

References

- Astin, A. W. The College Environment. Washington: American Council on Education, 1968.
- Astin, A. W., Panos, R. J., and Creager, J. A. "National Norms for Entering College Freshmen--Fall 1966," ACE Research Reports, Vol. 2, No. 1. Washington: American Council on Education, 1967.
- Astin, A. W., and Panos, R. J. The Educational and Vocational Development of College Students. Washington: American Council on Education, 1969.
- Astin, A. W., and Boruch, R. F. "A 'Link' System for Assuring Confidentiality of Research Data in Longitudinal Studies," ACE Research Reports, Vol. 5, No. 3. Washington: American Council on Education, 1970.
- Bayer, A. E., Astin, A. W., Boruch, R. F., and Creager, J. A. "User's Manual--ACE Higher Education Data Bank," ACE Research Reports, Vol. 4, No. 2. Washington: American Council on Education, 1969.
- Bayer, A. E., and Boruch, R. F. "The Black Student in American Colleges," ACE Research Reports, Vol. 4, No. 2. Washington: American Council on Education, 1969.
- Bayer, A. E., Drew, D. E., Astin, A. W., Boruch, R. F., and Creager, J. A. "The First Year of College: A Follow-up Normative Report," ACE Research Reports, Vol. 5, No. 1. Washington: American Council on Education, 1970.
- Creager, J. A. "General Purpose Sampling in the Domain of Higher Education," ACE Research Reports, Vol. 3, No. 2. Washington: American Council on Education, 1968.
- Creager, J. A., Astin, A. W., Boruch, R. F., and Bayer, A. E. "National Norms for Entering College Freshmen--Fall 1968," ACE Research Reports, Vol. 3, No. 1. Washington: American Council on Education, 1968.
- Creager, J. A., Astin, A. W., Boruch, R. F., Bayer, A. E., and Drew, D. E. "National Norms for Entering College Freshmen--Fall 1969," ACE Research Reports, Vol. 4, No. 7. Washington: American Council on Education, 1969.
- Panos, R. J., Astin, A. W., and Creager, J. A. "National Norms for Entering College Freshmen--Fall 1967," ACE Research Reports, Vol. 2, No. 7. Washington: American Council on Education, 1967.
- U. S. Office of Education. Education Directory, Part 3, Higher Education. Washington: U. S. Government Printing Office, 1968.

National Norms  
By Religious Background

WEIGHTED NATIONAL NORMS  
BY RELIGIOUS BACKGROUND AND TYPE OF INSTITUTION  
FRESHMEN MEN: FALL, 1969

ITEM (1)	ALL INSTITUTIONS		TWO-YEAR COLLEGES		FOUR-YEAR COLLEGES		UNIVERSITIES	
	Jewish	Other Religions	Jewish	Other Religions	Jewish	Other Religions	Jewish	Other Religions
AGE, IN YEARS, AS OF								
DECEMBER 31, 1969								
16 OR YOUNGER	.5	.0	.3	.0	.1	.0	.3	.0
17	13.0	2.6	3.4	1.7	3.3	2.9	11.2	2.9
18	7.9	70.7	61.0	59.2	76.3	80.0	81.6	80.0
19	7.5	17.3	16.0	21.6	15.4	13.6	6.4	13.6
20	1.2	2.6	5.5	4.4	1.8	.9	.3	.9
21	.6	1.2	2.9	2.0	.8	.6	.0	.6
OLDER THAN 21	2.1	5.6	10.9	11.0	2.4	2.0	.3	2.0
AVERAGE GRADE IN HIGH SCHOOL								
A OR A+	7.4	3.0	.0	.3	3.7	6.0	8.7	6.0
A-	10.0	6.2	.0	1.3	8.3	10.4	12.9	10.4
B+	17.4	12.2	2.5	4.4	16.5	17.8	18.2	17.8
B	23.1	20.6	15.5	14.6	17.2	24.4	23.7	24.4
B-	15.7	16.7	13.1	15.9	16.8	17.1	16.4	17.1
C+	13.2	20.5	26.1	27.9	16.8	14.5	11.8	14.5
C	12.3	19.6	39.0	33.2	12.6	9.3	7.7	9.3
D	1.0	1.3	3.7	2.5	.7	.5	.6	.5
SECONDARY SCHOOL ACHIEVEMENTS								
ELECTED PRESIDENT STDT ORGNZ	17.5	20.0	9.8	12.0	24.7	25.3	21.0	25.3
HIGH RATING STATE MUSIC CONTEST	5.4	8.6	2.5	5.9	9.6	11.3	6.4	11.3
STATE/REGIONAL SPEECH CONTEST	5.8	4.8	2.9	2.7	6.1	6.2	6.6	6.2
MAJOR PART IN A PLAY	12.5	15.9	7.1	11.9	18.3	18.4	14.5	18.4
VARSITY LETTER (SPORTS)	34.2	45.8	30.2	39.6	50.7	48.6	38.0	48.6
AWARD IN ART COMPETITION	4.0	4.7	3.1	5.0	4.6	4.3	3.5	4.3
EDITED SCHOOL PAPER	12.5	7.7	4.4	4.7	9.3	10.1	14.0	10.1
HAD ORIGINAL WRITING PUBLISHED	18.6	12.6	8.2	7.3	15.4	16.9	21.5	16.9
NSF SUMMER PROGRAM	2.4	.9	.4	.4	1.0	1.4	3.0	1.4
ST/REGIONAL SCIENCE CONTEST	2.5	2.6	.9	1.7	2.6	4.0	3.5	4.0
SCHOLASTIC HONOR SOCIETY	23.2	18.6	2.8	4.4	25.3	30.4	29.9	30.4
NATIONAL MERIT RECOGNITION	11.6	6.5	1.7	1.6	8.3	11.3	15.2	11.3
TYPE OF SECONDARY SCHOOL								
PUBLIC	90.6	83.1	91.9	87.7	80.6	79.9	90.6	79.9
PRIVATE DENOMINATIONAL	2.5	12.9	3.2	9.3	15.2	14.9	1.4	14.9
PRIVATE NON-DENOMINATIONAL	6.4	3.3	6.0	2.0	3.7	4.7	7.7	4.7
OTHER	.5	.7	1.4	1.1	.5	.5	.2	.5
RANK IN HIGH SCHOOL CLASS								
TOP 1 PER CENT	4.8	3.1	.0	.6	3.8	5.7	6.5	5.7
TOP 10 PER CENT	21.3	15.9	2.7	5.0	21.2	24.3	25.8	24.3
TOP QUARTER	26.4	24.2	8.4	14.1	29.5	31.3	29.3	31.3
SECOND QUARTER	26.4	28.5	22.7	31.7	26.4	25.9	26.3	25.9
THIRD QUARTER	16.8	22.1	51.5	36.9	15.2	10.7	26.3	10.7
FOURTH QUARTER	4.3	6.1	14.6	11.7	3.2	2.1	2.2	2.1

WEIGHTED NATIONAL NORMS  
BY RELIGIOUS BACKGROUND AND TYPE OF INSTITUTION  
FRESHMEN MEN: FALL, 1969

ITEM	ALL INSTITUTIONS		TWO-YEAR COLLEGES		FOUR-YEAR COLLEGES		UNIVERSITIES	
	Other Religions		Jewish		Other Religions		Jewish	
<b>HIGHEST DEGREE PLANNED</b>								
NONE	.5	1.8	.8	3.9	.5	.4	.4	.4
ASSOCIATE (OR EQUIVALENT)	2.1	7.3	1.7	17.5	.0	.2	.0	.7
BACHELORS DEGREE (B.A., B.S.)	19.9	34.5	40.1	39.6	15.8	15.6	30.6	30.4
MASTERS DEGREE (M.A., M.S.)	31.9	33.6	32.6	25.9	31.0	32.2	26.3	26.3
PH.D. OR ED.D.	23.1	12.8	7.9	5.8	29.3	24.3	17.9	17.9
M.D., D.D.S., OR D.V.M.	14.8	5.5	3.7	2.6	16.6	17.6	9.2	9.2
LL.B. OR J.D.	5.7	2.1	.8	2.6	5.2	7.8	4.0	4.0
B.D.	.3	.5	.7	.7	.1	.2	.3	.3
OTHER	1.6	1.9	1.7	3.4	1.5	1.7	.9	.9
<b>PROBABLE MAJOR FIELD OF STUDY</b>								
AGRICULTURE (INCL FORESTRY)	.5	3.8	2.0	5.6	.2	.2	.2	.2
BIOLOGICAL SCIENCES	4.1	3.7	1.9	2.7	4.8	4.4	4.2	4.2
BUSINESS	15.6	19.6	29.9	24.5	9.7	14.9	15.4	15.4
EDUCATION	1.8	5.0	3.7	5.9	2.0	1.1	3.2	3.2
ENGINEERING	12.5	17.9	19.3	18.3	14.1	9.2	20.8	20.8
ENGLISH	1.5	1.7	.8	1.2	2.0	1.5	1.6	1.6
HEALTH PROFESSIONS (NON-M.D.)	1.3	1.5	2.7	1.8	1.2	1.0	1.4	1.4
HISTORY, POLITICAL SCIENCE	11.2	7.1	6.7	5.0	12.4	11.9	7.0	7.0
HUMANITIES (OTHER)	2.4	2.4	1.7	2.3	2.9	2.2	1.6	1.6
FINE ARTS	6.6	7.3	10.6	8.3	6.2	5.6	6.9	6.9
MATHEMATICS OR STATISTICS	3.3	3.3	.7	1.4	4.4	3.4	3.9	3.9
PHYSICAL SCIENCES	4.1	3.6	1.3	1.5	5.1	4.4	5.1	5.1
PRE-PROFESSIONAL	19.2	9.0	4.4	5.0	18.8	24.4	14.7	14.7
PSYCHOL., SOCIOLOG., ANTHROPOLOG.	8.7	5.5	3.3	4.4	10.9	9.0	5.3	5.3
OTHER FIELDS (TECHNICAL)	3.5	5.1	7.4	9.4	1.7	3.5	2.4	2.4
OTHER FIELDS (NON-TECHNICAL)	.3	1.0	.7	1.0	.3	.1	.4	.4
UNDECIDED	3.3	2.4	3.1	2.4	3.3	3.4	2.4	2.4
<b>PROBABLE CAREER OCCUPATION</b>								
ARTIST (INCL PERFORMER)	4.9	4.3	4.8	4.2	5.0	4.8	4.5	4.5
BUSINESSMAN	15.0	17.3	26.9	19.8	9.8	14.6	14.8	14.8
CLERGYMAN	.2	1.5	.0	1.4	.1	.3	.5	.5
COLLEGE TEACHER	1.6	1.2	1.6	.8	2.0	1.3	1.3	1.3
DOCTOR (M.D. OR D.D.S.)	12.8	4.6	2.4	1.8	14.3	15.2	8.0	8.0
EDUCATOR (SECONDARY)	4.5	10.3	5.8	9.2	6.5	2.6	6.8	6.8
ELEMENTARY-TEACHER	.6	1.0	1.5	1.3	.6	.3	.5	.5
ENGINEER	10.5	14.5	14.8	13.1	12.4	7.9	18.7	18.7
FARMER OR FORESTER	.4	3.2	1.6	4.3	.1	.2	3.0	3.0
HEALTH PROFESSIONAL (NON-M.D.)	2.4	2.7	3.4	3.0	2.3	2.0	2.8	2.8
LAWYER	12.7	5.3	2.4	2.2	12.7	16.0	8.6	8.6
NURSE	.0	.1	.0	.2	.0	.0	.0	.0
RESEARCH SCIENTIST	4.4	3.2	1.3	1.7	5.5	4.7	5.0	5.0
OTHER CHOICE	14.0	19.4	22.5	25.9	16.0	12.2	13.6	13.6
UNDECIDED	16.1	11.3	11.3	10.9	16.0	17.8	11.9	11.9

WEIGHTED NATIONAL NORMS  
BY RELIGIOUS BACKGROUND AND TYPE OF INSTITUTION  
FRESHMEN MEN: FALL, 1969

ITEM	ALL INSTITUTIONS		TWO-YEAR COLLEGES		FOUR-YEAR COLLEGES		UNIVERSITIES	
	Jewish	Other Religions	Jewish	Other Religions	Jewish	Other Religions	Jewish	Other Religions
<b>NUMBER OF APPLICATIONS TO OTHER COLLEGES</b>								
NONE	19.9	51.3	32.4	64.0	17.0	40.3	17.5	47.1
ONE	15.7	19.7	20.2	17.4	15.1	21.8	14.5	20.5
TWO	18.6	14.0	15.9	10.1	20.8	17.5	18.0	14.9
THREE	15.8	8.0	12.9	5.1	16.7	10.6	16.1	8.9
FOUR	13.7	3.8	11.7	2.0	13.4	5.3	14.7	4.5
FIVE	8.7	1.8	3.5	.8	8.5	2.5	10.6	2.4
SIX OR MORE	7.7	1.4	3.4	.7	8.6	2.0	8.6	1.8
<b>MILES FROM HOME TO COLLEGE</b>								
10 OR LESS	17.0	26.5	44.6	44.7	18.2	16.5	6.7	13.9
11-50	21.0	24.0	29.8	31.2	33.6	22.6	9.5	15.9
51-100	8.4	13.2	4.9	9.2	6.8	14.6	10.6	16.9
101-500	37.3	26.4	17.5	11.9	25.8	30.4	51.9	41.4
501-1000	9.8	5.2	1.6	1.4	8.3	8.2	13.5	6.6
MORE THAN 1000	6.5	4.7	1.6	1.6	7.3	7.7	7.7	5.2
<b>WHILE GROWING UP, I LIVED</b>								
ON A FARM	.3	10.5	.0	12.2	.4	10.1	.4	8.6
IN A SMALL TOWN	4.5	22.3	6.8	25.8	3.8	21.3	4.2	18.5
IN A MODERATE SIZE TOWN OR CITY	21.6	34.6	32.3	37.6	16.4	33.5	21.3	31.8
IN A SUBURB OF A LARGE CITY	40.5	20.8	27.8	13.5	33.4	22.7	+9.9	28.8
IN A LARGE CITY	33.0	11.8	33.1	10.9	46.0	12.4	24.2	12.2
<b>FATHERS EDUCATION</b>								
GRAMMAR SCHOOL OR LESS	4.0	10.0	9.9	12.5	4.3	9.6	1.8	7.1
SOME HIGH SCHOOL	9.1	17.8	13.9	23.3	12.1	15.9	5.4	12.3
HIGH SCHOOL GRADUATE	25.8	31.6	36.0	35.0	24.5	30.5	23.1	28.2
SOME COLLEGE	23.0	16.7	17.6	14.8	24.6	17.6	23.8	18.2
COLLEGE DEGREE	20.3	16.0	15.8	10.9	16.6	17.1	24.3	22.1
POSTGRADUATE DEGREE	17.9	7.8	6.7	3.5	18.0	9.4	21.6	12.1
<b>MOTHERS EDUCATION</b>								
GRAMMAR SCHOOL OR LESS	2.5	6.3	5.5	8.2	3.3	5.6	1.0	4.4
SOME HIGH SCHOOL	5.5	15.2	9.4	20.0	6.8	13.7	3.2	10.1
HIGH SCHOOL GRADUATE	42.8	45.8	51.0	48.4	44.8	44.8	38.5	43.6
SOME COLLEGE	24.6	17.2	18.0	13.6	23.5	18.6	27.7	20.5
COLLEGE DEGREE	18.3	13.2	15.0	8.5	14.7	14.4	21.9	18.2
POSTGRADUATE DEGREE	6.3	2.4	1.1	1.3	6.9	3.0	7.7	3.2

WEIGHTED NATIONAL NORMS  
 BY RELIGIOUS BACKGROUND AND TYPE OF INSTITUTION  
 FRESHMEN MEN: FALL, 1969

ITEM	ALL INSTITUTIONS		TWO-YEAR COLLEGES		FOUR-YEAR COLLEGES		UNIVERSITIES	
	Jewish	Other Religions	Jewish	Other Religions	Jewish	Other Religions	Jewish	Other Religions
<b>CITIZENSHIP</b>								
NATIVE BORN U.S. CITIZEN	95.3	96.4	85.8	94.7	95.5	97.2	98.6	97.9
NATURALIZED CITIZEN	2.7	1.8	6.3	2.7	3.4	1.4	.9	1.1
NOT A CITIZEN	2.0	1.8	7.9	2.6	1.1	1.4	.5	1.0
<b>RACIAL BACKGROUND</b>								
CAUCASIAN/WHITE	99.3	92.5	99.4	92.6	99.4	89.9	99.3	95.8
NEGRO/BLACK	.1	5.0	.0	3.2	.1	8.5	.1	2.9
AMERICAN INDIAN	.1	.3	.0	.4	.1	.2	.1	.1
ORIENTAL	.2	1.1	.6	2.0	.0	.6	.1	.5
OTHER	.4	1.1	.0	1.8	.4	.7	.5	.7
<b>PRESENT RELIGIOUS PREFERENCE</b>								
BAPTIST	.0	11.9	.0	12.3	.0	13.4	.1	9.4
CONGREGATIONAL, U.C.C.	.1	3.9	.6	4.2	.0	3.4	.0	4.2
EPISCOPAL	.0	3.3	.0	2.5	.0	3.3	.0	4.6
JEWISH	79.4	.1	81.1	.1	77.9	.1	79.9	.1
LATTER DAY SAINTS	.0	.8	.0	.6	.0	1.5	.0	.4
LUTHERAN	.0	7.1	.0	7.2	.0	6.7	.0	7.4
METHODIST	.0	11.9	.0	11.3	.0	12.1	.1	12.3
MUSLIM	.1	.2	.0	.2	.1	.2	.1	.1
PRESBYTERIAN	.0	6.6	.0	5.8	.0	6.6	.0	7.6
QUAKER	.3	.3	.3	.1	.3	.4	.2	.3
ROMAN CATHOLIC	.3	31.1	1.2	34.1	.2	29.0	.1	29.6
SEVENTH DAY ADVENTIST	.0	.3	.0	.2	.0	.4	.0	.1
UNITARIAN	.4	.5	.0	.3	.5	.5	.6	.7
OTHER PROTESTANT	.0	5.1	.0	4.4	.0	6.7	.0	3.9
OTHER RELIGIONS	1.9	3.8	1.1	4.3	2.3	4.0	2.0	2.9
NONE	17.3	13.2	15.7	12.3	18.6	11.8	16.9	16.4
<b>AGREE THAT PARENTS ARE</b>								
INTERESTED IN INTELLECT PURSUITS	85.9	84.5	87.2	83.9	83.6	85.2	87.1	84.3
INTERESTED IN CULTURAL PURSUITS	81.9	76.5	81.6	76.0	79.2	77.2	83.9	76.2
DEEPLY RELIGIOUS	38.5	67.7	44.7	68.3	35.5	69.6	38.5	64.4
INTERESTED IN POLITICS	82.7	78.9	83.5	75.8	80.9	80.3	83.7	81.3
DEEPLY CONCERNED ABOUT CHILDREN	97.0	96.6	94.7	95.9	97.1	97.2	97.7	96.9
FINANCIALLY COMFORTABLE	85.2	77.7	83.7	78.0	83.8	76.4	86.9	78.9
HAVE HIGH ASPIRATIONS FOR ME	96.8	94.8	95.1	92.5	96.2	96.2	97.8	96.1

WEIGHTED NATIONAL NORMS  
BY RELIGIOUS BACKGROUND AND TYPE OF INSTITUTION  
FRESHMEN MEN: FALL, 1969

ITEM	ALL INSTITUTIONS		TWO-YEAR COLLEGES		FOUR-YEAR COLLEGES		UNIVERSITIES	
	Jewish	Other Religions	Jewish	Other Religions	Jewish	Other Religions	Jewish	Other Religions
<b>FATHERS OCCUPATION</b>								
ARTIST (INCL PERFORMER)	1.7	.7	1.8	.6	1.7	.7	1.7	.8
BUSINESSMAN	54.6	28.7	53.1	24.2	50.1	29.4	58.1	33.9
CLERGYMAN	.1	1.0	.0	.7	.1	1.4	.1	.8
COLLEGE TEACHER	.6	.6	.4	.2	.4	.8	.8	.9
DOCTOR (M.D. OR D.D.S.)	6.2	1.7	2.3	.7	6.8	1.9	7.2	2.8
EDUCATOR (SECONDARY)	1.6	1.9	1.6	1.2	1.8	2.4	1.5	2.2
ELEMENTARY TEACHER	.3	.4	.4	.3	.4	.4	.3	.3
ENGINEER	4.5	7.1	3.8	5.8	3.6	6.9	5.4	8.9
FARMER OR FORESTER	.1	6.2	.0	7.2	.2	5.5	.1	5.8
HEALTH PROFESSIONAL (NON-M.D.)	3.1	1.2	2.8	1.2	3.7	1.2	2.9	1.8
LAWYER	3.1	1.0	1.5	.4	2.7	1.2	4.0	1.8
MILITARY CAREER	.1	1.8	.0	1.5	.1	2.0	.1	2.1
RESEARCH SCIENTIST	.9	.4	.5	.2	.5	.5	1.2	.7
SKILLED WORKER	6.4	14.9	9.6	17.7	8.5	14.4	3.9	11.6
SEMI-SKILLED WORKER	3.2	9.4	7.9	11.9	3.7	8.9	1.2	6.5
UNSKILLED WORKER	1.1	4.4	2.5	5.8	1.5	4.2	.4	2.7
UNEMPLOYED	.6	1.1	1.3	1.2	.7	1.1	.4	.8
OTHER	11.7	17.5	10.6	19.1	13.7	16.9	10.6	16.0
<b>ESTIMATED PARENTAL INCOME (2)</b>								
LESS THAN \$4,000	1.8	5.0	3.2	6.1	1.6	5.3	1.4	3.1
\$4,000 - \$5,999	3.4	8.8	7.7	11.1	3.5	8.6	1.8	5.9
\$6,000 - \$7,999	5.6	13.5	6.4	16.3	8.0	12.6	3.6	10.8
\$8,000 - \$9,999	10.3	17.6	16.9	19.4	12.0	17.2	6.8	15.7
\$10,000 - \$14,999	24.5	29.9	26.7	29.0	27.2	30.1	22.0	30.9
\$15,000 - \$19,999	16.6	12.1	15.4	9.6	15.0	12.6	18.2	14.7
\$20,000 - \$24,999	11.3	5.7	8.0	4.2	8.8	6.0	14.1	7.5
\$25,000 - \$29,999	6.8	2.5	7.7	1.6	4.5	2.6	3.7	3.7
\$30,000 OR MORE	19.7	4.8	8.0	2.7	19.3	4.9	24.0	7.8
<b>MAJOR SOURCES OF FINANCIAL SUPPORT DURING FRESHMAN YEAR</b>								
PERSONAL SVGS OR EMPLOYMENT	20.6	36.6	30.5	43.2	19.1	33.2	18.1	31.6
PARENTAL OR FAMILY AID	69.4	41.9	53.4	35.0	65.5	40.8	77.7	53.2
REPAYABLE LOAN	10.7	12.0	12.4	11.0	12.3	14.1	9.0	10.7
SCHOLARSHIP /GRANT/ OTHER GIFT	10.2	18.6	7.7	13.0	14.8	24.4	8.0	19.1
<b>CONCERN ABOUT FINANCING. EDUC</b>								
NONE	50.4	34.7	50.4	37.0	50.1	34.4	50.6	31.8
SOME CONCERN	46.2	55.8	46.5	53.7	47.2	55.9	45.5	58.6
MAJOR CONCERN	3.4	9.5	3.2	9.3	2.7	9.8	3.9	9.6



WEIGHTED NATIONAL NORMS  
BY RELIGIOUS BACKGROUND AND TYPE OF INSTITUTION  
FRESHMEN MEN: FALL, 1969

ITEM	ALL INSTITUTIONS		TWO-YEAR COLLEGES		FOUR-YEAR COLLEGES		UNIVERSITIES	
	Jewish	Other Religions	Jewish	Other Religions	Jewish	Other Religions	Jewish	Other Religions
<b>OBJECTIVES CONSIDERED TO BE ESSENTIAL OR VERY IMPORTANT</b>								
ACHIEVE IN A PERFORMING ART	9.9	9.4	6.2	8.5	11.1	10.3	10.4	9.5
BE AN AUTHORITY IN MY FIELD	62.8	63.2	64.8	60.6	60.7	64.7	63.5	65.0
OBTAIN RECOGNITION FROM PEERS	47.5	45.5	45.8	43.5	45.2	46.4	49.5	47.1
INFLUENCE POLITICAL STRUCTURE	29.1	19.2	18.9	15.2	36.7	20.9	31.5	22.5
INFLUENCE SOCIAL VALUES	37.6	31.2	31.7	28.1	36.9	34.3	40.1	31.7
RAISE A FAMILY	69.5	66.7	74.2	66.9	68.0	67.7	68.8	65.3
HAVE ACTIVE SOCIAL LIFE	67.4	61.3	71.3	62.2	66.9	61.4	66.4	60.0
HAVE FRIENDS DIFFERENT FROM ME	65.9	62.8	69.1	60.8	63.0	64.2	66.7	63.8
BE AN EXPERT IN FINANCE	20.1	22.7	24.6	24.1	20.6	22.2	21.7	21.3
BE ADMINISTRATIVELY RESPONSIBLE	25.8	30.2	35.3	31.0	20.6	30.5	26.1	28.5
BE VERY WELL-OFF FINANCIALLY	54.9	54.2	60.7	57.2	51.5	50.9	55.2	54.2
HELP OTHERS IN DIFFICULTY	59.9	58.4	57.1	56.1	60.7	62.3	60.3	56.6
BECOME A COMMUNITY LEADER	19.9	20.5	12.7	16.6	19.2	23.9	22.9	21.7
CONTRIBUTE TO SCIENTIFIC THEORY	17.0	13.7	11.7	11.3	20.2	13.6	16.6	17.2
WRITE ORIGINAL WORKS	16.7	11.3	12.8	9.1	18.3	12.2	13.4	13.4
NOT BE OBLIGATED TO PEOPLE	25.4	25.8	28.7	27.3	26.0	24.7	23.8	25.1
CREATE WORKS OF ART	13.1	11.0	10.5	11.7	15.4	10.5	12.4	10.8
KEEP UP WITH POLITICAL AFFAIRS	62.6	52.5	51.1	44.7	61.5	56.8	67.4	58.0
SUCCEED IN MY OWN BUSINESS	54.3	55.7	68.4	60.3	45.9	51.9	55.2	54.1
DEVELOP A PHILOSOPHY OF LIFE	81.7	78.8	74.8	73.6	82.0	82.4	83.9	81.6
<b>STUDENTS ESTIMATE CHANCES ARE VERY GOOD THAT THEY WILL</b>								
GET MARRIED WHILE IN COLLEGE	3.6	7.3	5.5	7.5	2.9	7.3	3.4	7.1
MARRY WITHIN A YEAR AFTER COLL	12.7	18.7	16.2	17.1	11.5	20.3	12.2	19.1
OBTAIN AVRG GRD OF A- OR HIGHER	7.4	3.6	4.4	3.1	7.0	3.6	8.7	4.3
CHANGE MAJOR FIELD	22.1	15.3	11.5	10.3	22.0	17.5	26.0	19.5
CHANGE CAREER CHOICE	24.4	16.2	12.3	11.5	25.2	18.1	28.1	20.3
FAIL ONE OR MORE COURSES	2.6	2.9	2.4	2.6	3.5	3.1	2.0	3.0
GRADUATE WITH HONORS	7.7	4.2	3.0	2.9	7.0	4.8	9.9	5.4
BE ELECTED TO A STUDENT OFFICE	3.8	2.3	3.4	1.5	27.5	2.8	3.9	2.3
JOIN SOCIAL FRAT OR SORORITY	26.1	21.3	21.1	14.5	30.9	25.3	26.8	26.1
AUTHOR A PUBLISHED ARTICLE	9.6	4.5	3.7	2.6	10.9	5.6	10.7	5.8
BE DRAFTED WHILE IN COLLEGE	.5	2.2	1.1	3.2	.3	1.9	.5	1.2
BE ELECTED TO AN HONOR SOCIETY	4.4	2.0	.8	.8	3.9	2.3	6.0	3.2
PROTEST U.S. MILITARY POLICY	19.0	6.4	10.1	5.5	22.9	7.0	19.4	7.0
PROTEST COLLEGE ADMIN POLICY	7.3	1.8	2.9	1.1	8.1	2.0	8.3	2.6
PROTEST RACIAL OR ETHNIC POL	15.1	5.7	7.7	4.0	17.6	7.1	16.1	6.5
DROP OUT TEMPORARILY	1.2	.9	.6	.9	1.6	1.0	.4	.8
ENLIST IN ARMED SERV BEFORE GRAD	.8	1.7	2.6	1.5	.6	2.1	.4	1.5
BE MORE SUCCESSFUL THAN AVERAGE	19.0	13.4	17.6	13.6	16.3	12.2	21.4	14.5
DROP OUT PERMANENTLY	.4	.4	.0	.5	.5	.4	.4	.2
TRANSFER TO ANOTHER COLLEGE	13.2	12.6	19.9	15.3	14.0	13.4	10.2	7.8

WEIGHTED NATIONAL NORMS  
BY RELIGIOUS BACKGROUND AND TYPE OF INSTITUTION  
FRESHMEN MEN: FALL, 1969

ITEM	ALL INSTITUTIONS		TWO-YEAR COLLEGES		FOUR-YEAR COLLEGES		UNIVERSITIES	
	Jewish	Other Religions	Jewish	Other Religions	Jewish	Other Religions	Jewish	Other Religions
<b>FEDERAL GOVERNMENT SHOULD BE MORE INVOLVED IN (3)</b>								
CONTROL OF CIGARETTE ADVERTISING	51.5	40.0	36.4	35.8	58.6	42.9	51.6	42.3
ELIMINATING VIOLENCE FROM TV	23.4	18.2	21.3	17.7	25.4	19.4	22.8	17.4
CONTROL OF POLLUTION	94.5	90.0	89.1	85.2	95.5	91.9	95.5	94.3
TAX INCENT TO CONTROL BIRTH RATE	38.7	33.0	32.7	31.7	39.0	33.7	40.3	35.1
CONSUMER PROTECTION	80.1	71.9	78.2	71.6	82.7	72.1	78.9	72.0
COMPENSAT EDUC FOR DISADVANTAGED	76.6	66.5	73.2	67.2	75.3	67.0	78.6	65.0
SPECIAL BENEFITS FOR VETERANS	34.4	39.5	50.3	46.0	33.9	37.9	29.6	32.7
CONTROL OF FIREARMS	76.7	38.5	76.0	35.3	76.6	40.8	77.1	40.0
ELIMINATION OF POVERTY	89.0	74.6	85.2	73.9	89.6	75.6	89.9	74.2
CRIME PREVENTION	90.7	87.6	92.0	85.5	91.4	88.8	89.9	88.9
SCHOOL DESEGREGATION	71.3	50.4	63.0	49.1	71.0	52.1	74.0	49.8
FINANCIAL AID FOR DISADVANTAGED	63.9	49.7	66.7	51.6	63.9	50.4	63.1	46.1
CONTROL OF STUDENT ACTIVISTS	32.5	48.0	46.4	47.9	31.6	49.3	28.5	46.6
<b>CURRENT POLITICAL PREFERENCE</b>								
LEFT	10.0	3.3	4.8	2.8	12.5	3.7	10.0	3.5
LIBERAL	46.7	29.7	36.2	26.9	47.9	31.2	49.4	31.7
MIDDLE OF THE ROAD	30.7	42.8	42.5	48.3	27.2	39.6	29.0	39.3
MODERATELY CONSERVATIVE	11.0	21.1	13.5	18.7	10.4	22.4	10.5	22.6
STRONGLY CONSERVATIVE	1.7	3.1	2.9	3.3	1.9	3.1	1.1	2.9
<b>EXPECTED PREFERENCE IN 4 YEARS</b>								
LEFT	11.1	3.7	6.4	3.0	14.9	4.0	10.1	4.3
LIBERAL	49.9	33.6	37.0	28.7	49.2	35.6	54.7	37.8
MIDDLE OF THE ROAD	24.9	30.6	35.1	33.2	22.8	28.3	22.9	29.9
MODERATELY CONSERVATIVE	12.1	26.3	18.3	28.2	10.9	26.2	10.9	23.8
STRONGLY CONSERVATIVE	1.9	5.8	3.2	6.9	2.1	5.9	1.3	4.1
<b>AGREE STRONGLY OR SOMEWHAT</b>								
STUDENT DESIGN OF CURRICULUM	91.2	87.9	92.1	88.7	91.1	87.5	90.9	87.3
PUBLISH ALL SCIENCE FINDINGS	65.2	58.2	69.0	58.8	65.3	58.1	63.9	57.4
INDIVID CANNOT CHANGE SOCIETY	41.2	39.1	41.0	40.6	40.6	37.3	41.7	39.1
COLL CONTROL STDTs OFF CAMPUS	11.9	20.6	13.6	22.1	10.7	21.2	11.3	17.5
BENEFIT OF COLLEGE IS MONETARY	46.1	60.4	65.5	69.3	43.3	55.3	41.4	54.1
STDT SHOULD EVAL FACULTY	68.8	68.4	62.1	67.0	69.3	68.5	70.6	70.4
MY BELIEFS SIMILAR TO OTHERS	60.9	68.0	67.4	69.0	59.7	68.7	59.7	68.2
REGULATE STUDENT PUBLICATIONS	27.8	53.3	44.8	59.3	26.2	53.5	23.2	44.7
MARIJUANA SHOULD BE LEGALIZED	52.1	26.7	41.9	26.4	55.4	25.1	53.3	29.2
COLLEGE HAS RIGHT TO BAN SPKR	18.4	32.7	26.8	36.6	21.0	32.5	14.4	27.7
ARMY SHOULD BE VOLUNTARY	66.4	59.2	68.1	59.1	70.0	60.7	63.5	57.3
GIVE DISADVANTAGED PREF TRTMNT	40.8	42.5	47.9	47.5	31.5	38.7	44.5	41.0
COLL TOO LAX ON STDT PROTEST	60.7	68.4	71.1	73.4	63.8	68.6	54.5	60.4
LIBERALIZE DIVORCE LAWS	62.2	40.0	56.5	39.8	60.6	37.5	65.1	43.5
LEGALIZE ABORTIONS	88.9	74.6	87.2	72.1	94.2	76.0	85.6	76.2
COURTS PROTECT CRIMINAL TOO MUCH	36.8	53.4	40.9	48.0	37.2	54.9	37.2	58.7
ABOLISH CAPITAL PUNISHMENT	64.1	47.1	55.2	43.3	68.1	47.9	64.5	51.0

WEIGHTED NATIONAL NORMS  
BY RELIGIOUS BACKGROUND AND TYPE OF INSTITUTION  
FRESHMEN MEN: FALL, 1969

ITEM	ALL INSTITUTIONS		TWO-YEAR COLLEGES		FOUR-YEAR COLLEGES		UNIVERSITIES	
	Jewish	Other Religions	Jewish	Other Religions	Jewish	Other Religions	Jewish	Other Religions
PERCENT OF STUDENTS REPORTING THAT DURING THE PAST YEAR THEY								
VOTED IN STUDENT ELECTION (4)	63.5	64.5	55.1	57.6	62.7	68.7	66.9	68.9
CAME LATE TO CLASS	62.2	60.1	60.0	60.6	62.2	60.5	62.8	58.8
PLAYED A MUSICAL INSTRUMENT	44.3	37.1	36.8	34.2	47.6	39.1	44.6	38.6
STUDIED IN THE LIBRARY (4)	27.9	31.8	26.1	27.2	25.6	34.9	30.0	34.3
CHECKED OUT A LIBRARY BOOK (4)	38.2	40.4	29.4	33.5	38.2	45.2	41.2	44.2
ARRANGED DATE FOR ANOTHER STDT	53.5	51.6	56.6	53.3	50.8	50.7	54.3	50.2
OVERSLEPT AND MISSED A CLASS	36.0	26.7	39.1	39.6	37.8	25.7	33.7	23.9
TYPED A HOMEWORK ASSIGNMENT (4)	25.3	17.1	20.5	12.9	23.4	19.1	28.2	20.3
DISCUSS FUTURE WITH PARENT (4)	41.7	32.5	50.3	30.3	38.8	34.8	40.7	32.6
WAS LATE WITH HOMEWORK ASSGNT	72.2	77.9	70.0	79.2	75.6	78.0	70.7	75.9
ARGUED WITH TEACHER IN CLASS	71.4	59.4	53.6	53.4	73.1	61.2	76.4	65.7
ATTENDED RELIGIOUS SERVICE	78.2	88.9	73.3	85.7	75.5	91.8	81.8	89.9
PROTESTED RACIAL POLICY	27.2	11.5	17.7	10.4	32.0	13.2	27.3	10.9
PROTESTED US MILITARY POLICY	21.5	6.8	12.3	6.9	27.1	6.9	20.7	6.6
PROTESTED AGAINST H.S. ADMIN	39.3	23.5	28.6	20.6	44.0	25.8	39.8	24.7
DID EXTRA READING FOR CLASS (4)	13.9	10.7	8.3	7.8	14.2	12.1	15.5	13.0
TOOK SLEEPING PILLS	6.7	5.6	6.5	6.4	7.2	5.2	6.5	5.2
TUTORED ANOTHER STUDENT	52.8	40.2	32.1	28.9	58.4	46.8	56.1	47.7
PLAYED CHESS	59.6	53.5	57.4	48.4	61.8	55.9	58.8	57.7
READ POETRY NOT READ IN COURSE	50.4	46.2	36.1	39.7	53.6	50.4	53.1	50.2
TOOK A TRANQUILIZING PILL	9.0	6.7	10.7	7.7	9.2	6.4	8.3	5.7
DISCUSSED RELIGION (4)	22.2	22.4	12.3	17.0	22.7	26.4	25.3	24.9
TOOK VITAMINS	52.6	58.7	50.4	58.1	53.1	60.9	53.1	57.0
VISITED ART GALLERY OR MUSEUM	77.3	67.0	72.5	64.5	78.5	68.6	78.0	68.6
PART IN H.S. POLITICAL CAMPAIGN	42.6	43.2	22.4	32.7	44.0	50.0	48.5	49.4
PART IN OTHER POLITICAL CAMPAIGN	28.8	14.7	19.8	10.3	30.4	16.2	30.7	18.7
MISSED SCHL BEDS OF ILLNESS (4)	3.3	2.3	4.5	2.8	2.9	2.1	3.3	2.0
SMOKED CIGARETTES (4)	14.9	18.2	25.9	24.3	12.1	14.2	12.9	14.5
DISCUSSED POLITICS (4)	41.6	27.6	23.4	19.3	44.1	30.9	46.1	35.2
DRANK BEER	64.1	67.5	69.3	71.0	60.4	63.7	64.8	67.2
DISCUSSED SPORTS (4)	48.2	55.1	43.8	50.4	45.6	58.8	51.5	57.0
ASKED TEACHER FOR ADVICE (4)	26.0	23.0	14.4	19.5	28.2	25.8	28.5	24.3
HAD VOCATIONAL COUNSELING	38.2	58.1	40.2	58.5	33.5	59.1	40.7	36.3
STAYED UP ALL NIGHT	64.4	64.3	67.3	65.3	63.4	63.5	63.6	64.3

(1) As indicated in the text, two items have been omitted from these tables--religious background itself and region of home state.  
 (2) Reported estimate of total income of parental family last year (all sources before taxes).  
 (3) Increase involvement or initiate crash program.  
 (4) Frequently only, all other items frequently plus occasionally.

WEIGHTED NATIONAL NORMS  
BY RELIGIOUS BACKGROUND AND TYPE OF INSTITUTION  
FRESHMEN WOMEN: FALL, 1969

ITEM (1)	ALL INSTITUTIONS		TWO-YEAR COLLEGES		FOUR-YEAR COLLEGES		UNIVERSITIES	
	Jewish	Other Religions	Jewish	Other Religions	Jewish	Other Religions	Jewish	Other Religions
<b>AGE, IN YEARS, AS OF DECEMBER 31, 1969</b>								
16 OR YOUNGER	17.0	.1	.0	.1	.7	.1	.3	.1
17	76.8	4.1	3.0	2.9	28.0	5.0	12.5	4.1
18	4.4	80.0	79.5	72.8	67.2	82.9	83.0	84.6
19	.3	10.8	8.3	12.9	3.8	9.8	3.8	9.6
20	.2	1.3	1.5	2.4	.2	.8	.1	.5
21	.9	.6	1.0	1.1	.0	.4	.1	.3
OLDER THAN 21	.9	3.2	6.6	7.9	.1	1.1	.1	.9
<b>AVERAGE GRADE IN HIGH SCHOOL</b>								
A OR A+	8.8	5.7	.4	1.8	11.2	6.5	9.2	9.5
A-	13.3	10.6	1.6	4.0	16.8	12.8	13.7	15.5
B+	20.6	20.0	6.3	11.4	24.5	24.2	21.4	24.1
B	26.3	27.9	20.0	26.9	26.9	29.3	27.4	26.9
B-	14.0	14.4	21.7	17.4	13.6	13.5	12.5	12.1
C+	9.7	12.6	25.5	20.9	5.4	9.0	9.0	8.0
C	6.9	8.4	23.0	17.1	1.7	4.6	6.6	3.8
D	.3	.2	1.4	.5	.0	.1	.2	.1
<b>SECONDARY SCHOOL ACHIEVEMENTS</b>								
ELECTED PRESIDENT STDT ORGNZ	15.1	20.2	9.3	13.8	17.2	22.5	14.9	24.6
HIGH RATING STATE MUSIC CONTEST	6.0	12.4	5.5	8.5	5.3	13.3	6.7	15.8
STATE/REGIONAL SPEECH CONTEST	4.0	6.5	3.0	4.1	3.8	7.5	4.5	7.8
MAJOR PART IN A PLAY	16.1	16.8	16.9	13.0	17.1	18.2	15.3	19.3
VARSITY LETTER (SPORTS)	7.6	13.9	5.2	12.5	7.2	14.1	8.5	15.2
AWARD IN ART COMPETITION	7.3	6.3	8.9	5.6	8.1	6.5	7.1	7.0
EDITED SCHOOL PAPER	16.5	15.2	8.0	10.2	17.6	17.0	17.9	18.5
HAD ORIGINAL WRITING PUBLISHED	23.5	19.4	19.3	13.4	24.2	21.6	24.0	23.4
NSF SUMMER PROGRAM	.9	.6	.0	.3	.9	.6	1.0	.9
ST/REGIONAL SCIENCE CONTEST	1.0	2.2	.0	1.4	.9	2.3	1.2	3.1
SCHOLASTIC HONOR SOCIETY	31.0	32.1	7.3	13.2	35.6	39.1	33.8	44.7
NATIONAL MERIT RECOGNITION	9.5	7.7	1.5	3.0	10.6	9.0	10.7	11.7
<b>TYPE OF SECONDARY SCHOOL</b>								
PUBLIC	92.3	82.7	93.9	84.6	86.6	81.3	95.9	82.7
PRIVATE DENOMINATIONAL	1.9	14.0	1.9	12.2	3.9	15.4	.5	14.1
PRIVATE NON-DENOMINATIONAL	5.1	2.7	2.1	2.3	8.6	3.0	3.3	2.8
OTHER	.7	.5	2.1	.9	.9	.3	.3	.4
<b>RANK IN HIGH SCHOOL CLASS</b>								
TOP 1 PER CENT	5.5	6.4	.7	2.6	5.8	7.5	6.3	9.2
TOP 10 PER CENT	27.0	24.8	7.5	12.1	30.9	28.8	29.7	33.4
TOP QUARTER	28.7	28.5	19.5	21.6	30.0	31.6	29.8	31.1
SECOND QUARTER	25.0	24.3	28.6	31.7	23.9	22.2	24.9	18.8
THIRD QUARTER	11.5	13.4	34.7	26.3	8.4	8.5	8.4	6.3
FOURTH QUARTER	2.4	2.6	9.1	5.5	1.0	1.4	1.9	1.2

WEIGHTED NATIONAL NORMS  
BY RELIGIOUS BACKGROUND AND TYPE OF INSTITUTION  
FRESHMEN WOMEN: FALL, 1969

ITEM	ALL INSTITUTIONS		TWO-YEAR COLLEGES		FOUR-YEAR COLLEGES		UNIVERSITIES	
	Jewish	Other Religions	Jewish	Other Religions	Jewish	Other Religions	Jewish	Other Religions
<b>HIGHEST DEGREE PLANNED</b>								
NONE	1.1	2.3	2.9	4.8	1.0	1.1	.7	1.0
ASSOCIATE (OR EQUIVALENT)	3.2	11.3	21.5	30.2	.3	2.0	.8	2.9
BACHELORS DEGREE (B.A., B.S.)	43.2	44.7	34.6	37.5	32.5	46.3	40.0	50.8
MASTERS DEGREE (M.A., M.S.)	11.2	5.8	27.9	19.7	46.9	40.1	44.3	34.0
PH.D. OR ED.D.	2.2	1.7	6.0	2.8	2.0	1.6	2.6	7.0
M.D., D.D.S., OR D.V.M.	.8	.3	1.2	.9	.9	.4	.9	.5
LL.B. OR J.D.	.2	.2	.0	.1	.0	.2	.2	.1
B.D.	1.5	1.9	.7	.3	1.0	1.0	.9	.9
OTHER			5.1	3.7				
<b>PROBABLE MAJOR FIELD OF STUDY</b>								
AGRICULTURE (INCL FORESTRY)	.0	.2	.0	.2	.0	.1	.1	.3
BIOLOGICAL SCIENCES	3.7	2.6	2.7	1.4	5.4	3.0	2.8	3.2
BUSINESS	3.3	12.9	12.5	28.2	1.9	5.7	2.1	5.9
EDUCATION	19.0	19.6	19.3	16.7	14.4	22.8	22.1	17.8
ENGINEERING	.1	.4	.0	.2	.1	.3	.1	.7
ENGLISH	6.3	6.2	5.0	3.8	6.9	8.2	6.1	5.8
HEALTH PROFESSIONS (NON-M.D.)	6.2	10.9	10.1	14.8	4.0	7.2	6.8	12.3
HISTORY, POLITICAL SCIENCE	6.0	5.0	3.0	2.9	7.0	6.1	6.1	5.6
HUMANITIES (OTHER)	6.7	5.3	2.9	3.0	7.7	6.8	6.8	6.0
FINE ARTS	12.5	10.1	16.0	8.3	13.4	10.6	11.0	11.6
MATHEMATICS OR STATISTICS	3.9	3.8	2.4	1.4	4.1	5.0	4.1	5.0
PHYSICAL SCIENCES	.5	1.0	.0	.6	.7	1.0	.5	1.4
PRE-PROFESSIONAL	3.0	2.2	3.8	1.5	2.4	3.3	3.3	3.7
PSYCHOL, SOCIO, ANTHROPOL	21.9	12.1	15.6	8.8	24.3	14.8	21.7	22.2
OTHER FIELDS (TECHNICAL)	1.4	1.5	2.7	2.3	.7	1.2	1.5	1.2
OTHER FIELDS (NONTECHNICAL)	2.0	4.2	3.0	4.1	1.3	3.8	2.3	4.9
UNDECIDED	3.4	2.0	1.0	1.8	5.4	2.0	2.5	2.5
<b>PROBABLE CAREER OCCUPATION</b>								
ARTIST (INCL PERFORMER)	.0	7.4	9.4	6.2	10.9	7.2	9.5	9.2
BUSINESSMAN	2.3	3.6	7.6	6.1	1.8	2.3	1.4	2.6
CLERGYMAN	.0	.3	.0	.3	.0	.4	.0	.8
COLLEGE TEACHER	1.4	.8	1.7	.4	1.8	1.0	1.7	1.8
DOCTOR (M.D. OR D.D.S.)	1.5	1.3	.7	.8	1.5	1.1	1.7	2.0
EDUCATOR (SECONDARY)	12.4	17.7	12.1	10.9	11.4	13.2	13.2	19.2
ELEMENTARY TEACHER	18.4	19.6	15.7	17.2	14.9	24.4	21.6	14.7
ENGINEER	.1	.3	.0	.1	.1	.3	.1	.5
FARMER OR FORESTER	.2	.2	.0	.1	.3	.2	.2	.3
HEALTH PROFESSIONAL (NON-M.D.)	6.0	6.0	12.5	6.4	4.8	5.0	5.4	7.5
LAWYER	1.8	.7	1.5	1.2	2.4	.8	1.5	1.0
NURSE	2.1	6.2	3.2	9.2	.9	3.7	2.7	6.9
RESEARCH SCIENTIST	2.4	1.4	1.1	.4	2.9	1.6	2.3	2.2
OTHER CHOICE	23.4	24.2	27.3	33.7	23.9	19.6	22.1	20.1
UNDECIDED	17.9	10.5	7.3	8.4	22.4	10.7	17.1	18.8

WEIGHTED NATIONAL NORMS  
BY RELIGIOUS BACKGROUND AND TYPE OF INSTITUTION  
FRESHMEN WOMEN: FALL, 1969

ITEM	ALL INSTITUTIONS		TWO-YEAR COLLEGES		FOUR-YEAR COLLEGES		UNIVERSITIES	
	Jewish	Other Religions	Jewish	Other Religions	Jewish	Other Religions	Jewish	Other Religions
<b>NUMBER OF APPLICATIONS TO OTHER COLLEGES</b>								
NONE	24.7	53.7	43.1	66.1	24.0	45.1	20.8	52.0
ONE	17.4	21.0	16.3	17.1	15.1	22.9	19.2	22.7
TWO	17.6	13.5	10.8	9.4	18.4	16.7	18.7	13.5
THREE	16.0	7.0	13.8	4.9	16.2	8.6	16.5	6.8
FOUR	11.2	2.9	10.5	1.7	11.8	3.8	11.0	3.0
FIVE	7.4	1.2	4.7	.5	7.3	1.7	8.1	1.3
SIX OR MORE	5.6	.7	1.0	.3	7.1	1.0	5.7	.6
<b>MILES FROM HOME TO COLLEGE</b>								
10 OR LESS	15.5	26.2	44.4	49.1	19.7	15.6	5.2	15.0
11-50	19.9	25.5	21.6	30.9	32.1	26.6	10.8	17.1
51-100	9.5	14.1	8.4	7.1	6.6	16.9	11.7	18.2
101-500	39.6	25.8	21.7	9.5	28.0	29.6	52.3	40.1
501-1000	10.5	5.1	2.5	1.9	8.0	6.9	14.2	6.0
MORE THAN 1000	5.1	3.3	1.5	1.5	5.6	4.4	5.7	3.6
<b>WHERE GROWING UP, I LIVED</b>								
ON A FARM	.5	9.7	1.1	10.9	.5	10.0	.3	7.8
IN A SMALL TOWN	5.9	22.4	13.3	25.8	4.7	22.0	4.8	19.5
IN A MODERATE SIZE TOWN OR CITY	21.3	36.6	27.5	42.4	16.8	34.5	23.0	32.9
IN A SUBURB OF A LARGE CITY	40.6	19.3	31.0	11.1	33.3	21.0	48.2	26.8
IN A LARGE CITY	31.7	11.9	27.1	10.3	44.7	12.4	23.6	13.0
<b>FATHERS EDUCATION</b>								
GRAMMAR SCHOOL OR LESS	3.3	10.0	6.8	13.4	3.7	9.2	2.1	6.9
SOME HIGH SCHOOL	8.0	15.9	9.1	20.6	10.0	15.2	6.3	11.1
HIGH SCHOOL GRADUATE	23.0	29.5	31.7	33.0	21.7	28.8	21.7	26.2
SOME COLLEGE	23.2	18.3	22.7	16.6	21.3	18.5	24.7	20.1
COLLEGE DEGREE	24.1	17.5	20.5	12.4	21.5	18.0	26.9	23.2
POSTGRADUATE DEGREE	18.4	8.9	9.2	4.1	21.8	10.4	18.3	12.6
<b>MOTHERS EDUCATION</b>								
GRAMMAR SCHOOL OR LESS	1.9	6.3	4.3	9.2	2.3	5.2	1.0	4.3
SOME HIGH SCHOOL	5.5	14.0	7.4	18.8	7.9	12.8	3.3	9.7
HIGH SCHOOL GRADUATE	39.3	42.1	43.7	44.0	37.5	41.9	39.5	39.9
SOME COLLEGE	27.8	20.2	27.0	17.4	25.4	20.5	29.7	23.3
COLLEGE DEGREE	18.3	14.8	14.0	9.3	16.8	16.1	20.4	19.4
POSTGRADUATE DEGREE	7.2	2.7	3.6	1.3	10.1	3.3	6.1	3.3

WEIGHTED NATIONAL NORMS  
BY RELIGIOUS BACKGROUND AND TYPE OF INSTITUTION  
FRESHMEN WOMEN: FALL, 1969

ITEM	ALL INSTITUTIONS		TWO-YEAR COLLEGES		FOUR-YEAR COLLEGES		UNIVERSITIES	
	Jewish	Other Religions	Jewish	Other Religions	Jewish	Other Religions	Jewish	Other Religions
<b>CITIZENSHIP</b>								
NATIVE BORN U.S. CITIZEN	96.2	96.9	89.8	95.1	96.1	97.5	97.9	98.1
NATURALIZED CITIZEN	2.4	1.8	7.0	2.5	2.1	1.5	1.5	1.2
NOT A CITIZEN	1.3	1.3	3.2	2.4	1.7	1.0	.6	.6
<b>RACIAL BACKGROUND</b>								
CAUCASIAN/WHITE	98.8	90.4	96.3	91.7	98.9	87.1	89.4	94.2
NEGRO/BLACK	.2	7.3	.6	4.4	.4	11.2	.0	4.5
AMERICAN INDIAN	.1	.3	1.1	.4	.0	.3	.0	.2
ORIENTAL	.0	1.0	.0	2.1	.0	.5	.1	.4
OTHER	.8	1.0	1.9	1.5	.7	.9	.5	.6
<b>PRESENT RELIGIOUS PREFERENCE</b>								
BAPTIST	.1	12.6	.0	12.8	.2	34.0	.0	9.9
CONGREGATIONAL, U.C.C.	.0	4.1	.0	4.6	.0	3.4	.0	4.5
EPISCOPAL	.2	4.4	.5	3.7	.2	4.1	.1	5.5
JEWISH	80.7	.1	78.9	.2	74.3	.1	85.7	.2
LATTER DAY SAINTS	.0	.6	.0	.7	.0	.8	.0	.3
LUTHERAN	.1	7.3	.5	6.7	.0	7.4	.0	7.9
METHODIST	.2	11.7	1.3	10.0	.0	12.0	.0	13.5
MUSLIM	.0	.1	.0	.4	.0	.1	.0	.1
PRESBYTERIAN	.0	7.1	.0	6.4	.0	6.8	.0	8.5
QUAKER	.1	.4	.0	.3	.2	.5	.1	.3
ROMAN CATHOLIC	.4	32.4	.5	36.7	.5	30.3	.2	30.7
SEVENTH DAY ADVENTIST	.1	.4	.5	.2	.0	.6	.0	.0
UNITARIAN	.8	.8	1.4	.6	1.1	.8	.4	1.2
OTHER PROTESTANT	.1	5.3	.0	4.3	.0	7.0	.1	3.7
OTHER RELIGIONS	1.8	3.8	1.0	5.4	2.7	3.5	1.3	2.5
NONE	15.6	8.9	15.6	7.4	20.8	8.7	11.9	11.2
<b>AGREE THAT PARENTS ARE</b>								
INTERESTED IN INTELLECT PURSUITS	89.6	88.4	86.1	86.7	87.0	89.3	92.3	89.0
INTERESTED IN CULTURAL PURSUITS	87.9	81.5	87.7	80.3	85.2	82.0	89.8	82.0
DEEPLY RELIGIOUS	44.4	66.9	56.4	67.3	40.4	68.4	44.2	63.8
INTERESTED IN POLITICS	84.4	82.5	83.7	80.7	81.3	82.9	86.8	84.1
DEEPLY CONCERNED ABOUT CHILDREN	97.1	96.8	95.5	96.1	96.7	97.1	97.8	97.0
FINANCIALLY COMFORTABLE	86.9	79.7	87.6	80.6	85.7	78.5	87.5	80.7
HAVE HIGH ASPIRATIONS FOR ME	96.8	95.2	93.8	93.3	96.8	96.3	97.4	96.0

WEIGHTED NATIONAL NORMS  
BY RELIGIOUS BACKGROUND AND TYPE OF INSTITUTION  
FRESHMEN WOMEN: FALL, 1969

ITEM	ALL INSTITUTIONS		TWO-YEAR COLLEGES		FOUR-YEAR COLLEGES		UNIVERSITIES	
	Jewish	Other Religions	Jewish	Other Religions	Jewish	Other Religions	Jewish	Other Religions
<b>FATHERS OCCUPATION</b>								
ARTIST (INCL PERFORMER)	1.5	.8	1.9	.5	1.2	.8	1.7	1.1
BUSINESSMAN	54.0	28.5	55.9	24.7	47.4	28.7	58.3	32.9
CLERGYMAN	.4	1.1	.0	1.0	.8	1.3	.2	.7
COLLEGE TEACHER	1.4	.8	.0	.3	2.3	.9	1.1	1.2
DOCTOR (M.D. OR D.D.S.)	6.1	2.0	7.6	1.0	5.7	2.1	6.0	3.0
EDUCATOR (SECONDARY)	2.1	2.3	1.4	1.5	3.1	2.7	1.6	2.4
ELEMENTARY TEACHER	.3	.3	.5	.3	.5	.4	.2	.4
ENGINEER	5.2	7.3	5.1	6.3	5.1	6.9	5.3	9.4
FARMER OR FORESTER	.2	6.3	.5	7.0	.1	6.0	.2	5.9
HEALTH PROFESSIONAL (NON-M.D.)	3.2	1.2	3.8	1.3	3.3	.9	2.9	1.3
LAWYER	3.3	1.2	1.6	1.5	3.3	1.3	3.8	1.8
MILITARY CAREER	.1	1.5	.0	1.6	.0	1.3	.2	1.9
RESEARCH SCIENTIST	.8	.5	.0	.3	1.0	.5	.9	.7
SKILLED WORKER	4.9	12.6	6.2	14.4	6.4	12.5	3.6	10.4
SEMI-SKILLED WORKER	2.0	7.6	2.7	8.7	3.4	8.1	.9	5.2
UNSKILLED WORKER	.5	4.3	.5	5.7	.5	4.2	.5	2.8
UNEMPLOYED	.6	1.3	.9	1.4	.8	1.4	.4	1.0
OTHER	13.2	20.6	11.5	23.4	15.2	19.9	12.2	18.0
<b>ESTIMATED PARENTAL INCOME (2)</b>								
LESS THAN \$4,000	1.7	6.0	3.5	7.4	1.9	6.4	1.0	3.6
\$4,000 - \$5,999	3.7	9.4	8.6	11.2	4.2	9.6	2.1	6.9
\$6,000 - \$7,999	6.9	14.0	8.4	16.8	8.5	13.7	5.4	10.8
\$8,000 - \$9,999	9.4	16.1	11.2	17.5	11.2	16.1	7.5	14.5
\$10,000 - \$14,999	24.5	27.9	25.7	26.3	24.4	27.8	24.3	30.1
\$15,000 - \$19,999	16.4	13.0	16.6	11.2	14.6	12.5	17.6	15.8
\$20,000 - \$24,999	12.3	6.4	10.9	5.2	10.1	6.1	14.2	8.3
\$25,000 - \$29,999	8.2	2.8	6.2	1.8	8.1	2.9	8.7	3.9
\$30,000 OR MORE	17.1	4.5	9.0	2.6	17.0	4.9	19.1	6.1
<b>MAJOR SOURCES OF FINANCIAL SUPPORT DURING FRESHMAN YEAR</b>								
PERSONAL SVGS OR EMPLOYMENT	11.9	20.7	20.3	29.0	11.2	16.7	10.4	16.9
PARENTAL OR FAMILY AID	78.4	56.7	68.1	51.0	76.8	56.6	82.2	64.0
REPAYABLE LOAN	9.0	14.5	5.5	10.9	9.7	18.5	9.5	12.7
SCHOLARSHIP / GRANT / OTHER GIFT	8.3	19.0	4.8	13.2	9.7	23.1	8.2	19.6
<b>CONCERN ABOUT FINANCING EDUC</b>								
NONE	49.1	32.2	55.5	38.3	49.1	28.4	47.6	30.8
SOME CONCERN	45.6	56.5	39.6	52.2	46.4	59.5	46.6	37.1
MAJOR CONCERN	5.2	11.2	4.8	9.5	4.5	12.1	5.9	12.1



WEIGHTED NATIONAL NORMS  
 BY RELIGIOUS BACKGROUND AND TYPE OF INSTITUTION  
 FRESHMEN WOMEN: FALL, 1969

ITEM	ALL INSTITUTIONS		TWO-YEAR COLLEGES		FOUR-YEAR COLLEGES		UNIVERSITIES	
	Other Religions		Jewish		Other Religions		Jewish	
	Jewish	Other Religions	Jewish	Other Religions	Jewish	Other Religions	Jewish	Other Religions
<b>OBJECTIVES CONSIDERED TO BE ESSENTIAL OR VERY IMPORTANT</b>								
ACHIEVE IN A PERFORMING ART	18.4	13.4	20.6	11.3	20.6	14.2	16.4	14.8
BE AN AUTHORITY IN MY FIELD	53.4	54.3	59.0	50.6	50.1	55.2	54.4	57.5
OBTAIN RECOGNITION FROM PEERS	36.0	35.3	45.8	35.3	34.8	35.0	34.6	35.7
INFLUENCE POLITICAL STRUCTURE	17.2	11.6	15.2	9.5	20.2	12.4	15.6	13.0
INFLUENCE SOCIAL VALUES	40.5	36.9	46.7	35.1	39.9	39.0	39.4	35.9
RAISE A FAMILY	82.6	78.1	80.3	79.6	82.2	77.9	83.5	76.8
HAVE ACTIVE SOCIAL LIFE	64.6	56.5	64.9	58.4	61.7	55.2	66.6	56.3
HAVE FRIENDS DIFFERENT FROM ME	76.8	71.3	76.4	67.7	74.8	72.2	78.3	74.3
BE AN EXPERT IN FINANCE	4.1	9.3	10.1	11.6	2.0	8.5	3.6	7.5
BE ADMINISTRATIVELY RESPONSIBLE	12.5	16.6	19.5	19.6	10.0	15.3	12.6	15.0
BE VERY WELL-OFF FINANCIALLY	32.0	32.0	45.7	35.6	29.6	30.2	30.3	30.6
HELP OTHERS IN DIFFICULTY	74.9	75.2	74.6	73.3	74.0	77.2	75.5	74.2
BECOME A COMMUNITY LEADER	12.6	14.3	12.6	11.8	11.5	15.7	13.4	15.2
CONTRIBUTE TO SCIENTIFIC THEORY	6.3	5.4	9.5	4.8	6.1	5.3	5.7	6.3
WRITE ORIGINAL WORKS	22.1	15.6	16.5	12.0	24.9	17.2	21.4	17.6
NOT BE OBLIGATED TO PEOPLE	21.0	22.4	24.1	23.9	21.6	22.0	19.8	21.1
CREATE WORKS OF ART	26.5	20.6	25.4	19.7	31.8	20.5	22.9	21.9
KEEP UP WITH POLITICAL AFFAIRS	58.2	49.5	53.2	40.6	57.6	52.4	59.8	56.2
SUCCEED IN MY OWN BUSINESS	28.9	33.3	49.5	37.2	22.6	31.1	28.4	32.2
DEVELOP A PHILOSOPHY OF LIFE	88.1	86.0	84.6	81.4	88.6	88.3	88.5	88.1
<b>STUDENTS ESTIMATE CHANCES ARE VERY GOOD THAT THEY WILL</b>								
GET MARRIED WHILE IN COLLEGE	8.6	9.6	11.9	8.1	7.8	10.0	8.4	10.9
MARRY WITHIN A YEAR AFTER COLL	27.9	24.3	26.7	21.2	23.2	24.9	31.5	27.0
OBTAIN MAJOR GRD OF A- OR HIGHER	3.1	2.9	4.4	3.1	2.0	2.6	3.6	3.0
CHANGE CAREER CHOICE	23.6	16.9	10.2	10.2	28.3	18.9	23.6	21.6
FAIL ONE OR MORE COURSES	25.7	17.4	12.3	11.3	30.4	19.0	25.5	22.4
GRADUATE WITH HONORS	1.1	1.7	.5	1.5	1.7	1.9	.9	1.8
BE ELECTED TO A STUDENT OFFICE	3.5	3.3	3.0	2.8	1.9	3.4	4.8	3.9
JOIN SOCIAL FRAT OR SOCIETY	1.7	1.4	1.4	.8	1.9	1.9	1.6	1.3
AUTHOR A PUBLISHED ARTICLE	22.1	25.1	29.9	22.5	22.3	26.5	20.1	25.8
BE DRAFTED WHILE IN COLLEGE	7.1	4.5	7.4	2.8	7.5	5.3	6.8	5.2
BE ELECTED TO AN HONOR SOCIETY	.4	.1	.0	.2	.6	.1	.3	.1
PROTEST U.S. MILITARY POLICY	2.6	2.4	.0	1.4	1.9	2.7	3.8	3.2
PROTEST COLLEGE ADMIN POLICY	17.7	4.7	11.7	3.1	24.3	5.5	14.5	5.4
PROTEST RACIAL OR ETHNIC POL	6.2	1.5	4.4	.9	6.8	1.7	6.1	2.0
DROP OUT TEMPORARILY BEFORE GRAD	16.7	5.7	14.1	3.1	20.6	7.1	14.6	6.6
ENLIST IN ARMED SERV BEFORE GRAD	2.0	1.2	3.3	1.0	2.8	1.4	1.2	1.2
BE MORE SUCCESS THAN AVERAGE	.1	.2	1.0	.2	.0	.2	.0	.3
DROP OUT PERMANENTLY	7.8	6.8	15.3	8.2	6.0	5.8	7.1	6.8
TRANSFER TO ANOTHER COLLEGE	.6	.7	.5	.5	.5	.8	.6	.6
	15.2	12.6	18.7	13.9	18.5	13.2	12.1	9.8

WEIGHTED NATIONAL NORMS  
BY RELIGIOUS BACKGROUND AND TYPE OF INSTITUTION  
FRESHMEN WOMEN: FALL, 1969

ITEM	ALL INSTITUTIONS		TWO-YEAR COLLEGES		FOUR-YEAR COLLEGES		UNIVERSITIES	
	Jewish	Other Religions	Jewish	Other Religions	Jewish	Other Religions	Jewish	Other Religions
<b>FEDERAL GOVERNMENT SHOULD BE MORE INVOLVED IN (3)</b>								
CONTROL OF CIGARETTE ADVERTISING	49.4	42.1	35.3	39.6	51.5	44.1	51.3	42.0
ELIMINATING VIOLENCE FROM TV	30.7	29.0	27.3	27.7	33.7	30.2	29.4	28.6
CONTROL OF POLLUTION	93.0	89.9	83.2	85.6	94.0	91.2	94.5	93.0
TAX INCENT TO CONTROL BIRTH RATE	31.9	28.4	27.8	27.7	31.7	28.4	33.0	29.1
CONSUMER PROTECTION	75.2	70.7	69.0	70.4	78.6	71.2	74.1	70.2
COMPENSAT EDUC FOR DISADVANTAGED	81.1	72.8	71.5	72.0	82.9	74.0	82.1	71.4
SPECIAL BENEFITS FOR VETERANS	28.1	30.8	40.1	35.8	27.8	29.5	25.5	26.9
CONTROL OF FIREARMS	81.7	58.9	71.6	57.3	83.9	60.2	82.4	58.7
ELIMINATION OF POVERTY	93.3	80.8	85.3	79.8	94.7	82.1	94.2	80.1
CRIME PREVENTION	90.9	89.6	84.2	87.4	90.9	90.7	92.5	90.9
SCHOOL DESEGREGATION	74.1	55.3	62.2	52.7	77.3	57.3	74.7	55.1
FINANCIAL AID FOR DISADVANTAGED	65.4	51.8	60.5	52.3	67.1	53.3	65.3	48.6
CONTROL OF STUDENT ACTIVISTS	28.9	49.5	38.2	52.0	24.5	49.2	30.0	46.8
<b>CURRENT POLITICAL PREFERENCE</b>								
LEFT	7.3	1.8	7.2	1.7	11.7	2.0	4.2	1.7
LIBERAL	45.2	27.2	36.0	24.5	47.1	28.2	46.1	28.8
MIDDLE OF THE ROAD	36.9	48.1	46.2	53.1	32.2	45.5	37.9	46.0
MODERATELY CONSERVATIVE	10.4	21.4	10.6	18.9	8.7	22.9	11.5	22.0
STRONGLY CONSERVATIVE	.2	1.6	.0	1.7	.3	1.5	.2	1.6
<b>EXPECTED PREFERENCE IN 4 YEARS</b>								
LEFT	8.8	2.2	5.3	1.4	12.6	2.5	7.0	2.8
LIBERAL	53.0	36.1	35.9	30.8	53.5	37.8	57.0	40.1
MIDDLE OF THE ROAD	24.5	28.5	37.9	30.9	21.9	26.6	23.1	28.7
MODERATELY CONSERVATIVE	12.9	29.1	19.4	32.1	11.2	28.8	12.4	25.9
STRONGLY CONSERVATIVE	.7	4.1	1.4	4.9	.8	4.3	.4	2.6
<b>AGREE STRONGLY OR SOMEWHAT</b>								
STUDENT DESIGN OF CURRICULUM	95.3	91.1	92.8	91.1	96.4	91.5	95.1	90.6
PUBLISH ALL SCIENCE FINDINGS	59.9	50.0	59.5	50.7	63.0	49.5	57.8	49.9
INDIVID CANNOT CHANGE SOCIETY	37.9	31.1	44.2	32.4	38.4	30.0	36.0	31.6
COLL CONTROL STDTs OFF CAMPUS	10.5	19.5	15.7	21.8	8.6	19.9	10.6	16.2
BENEFIT OF COLLEGE IS MONETARY	29.9	46.1	46.9	58.4	24.8	40.6	29.4	39.5
STDT SHOULD EVAL FACULTY	70.4	66.0	60.6	62.6	71.5	66.6	72.0	69.2
MY BELIEFS SIMILAR TO OTHERS	64.8	71.1	60.7	69.4	62.8	71.8	67.3	71.9
REGULATE STUDENT PUBLICATIONS	26.1	53.7	37.4	61.7	23.7	52.6	25.1	45.5
MARIJUANA SHOULD BE LEGALIZED	51.7	20.7	40.1	19.4	58.6	20.2	49.7	23.6
COLLEGE HAS RIGHT TO BAN SPKR	13.2	27.5	15.5	30.8	14.4	27.5	12.1	45.4
ARMY SHOULD BE VOLUNTARY	59.2	48.4	58.5	50.0	66.1	49.0	44.5	38.5
GIVE DISADVANTAGED PREF TRTMNT	41.2	39.0	39.0	42.7	36.7	36.6	48.9	55.2
COLL TOO LAX ON STDT PROTEST	53.5	63.5	60.5	68.2	56.8	64.4	54.5	34.1
LIBERALIZE DIVORCE LAWS	56.1	31.6	84.6	69.4	60.0	29.6	83.5	72.7
LEGALIZE ABORTIONS	87.6	71.7	84.6	69.4	94.0	72.8	83.5	51.2
COURTS PROTECT CRIMINAL TOO MUCH	29.7	44.6	29.7	40.7	26.3	43.7	32.2	57.6
ABOLISH CAPITAL PUNISHMENT	69.7	55.0	55.5	52.1	77.0	55.4	68.3	57.6

WEIGHTED NATIONAL NORMS  
 BY RELIGIOUS BACKGROUND AND TYPE OF INSTITUTION  
 FRESHMEN WOMEN: FALL, 1969

ITEM	ALL INSTITUTIONS		TWO-YEAR COLLEGES		FOUR-YEAR COLLEGES		UNIVERSITIES	
	Other Religions		Other Religions		Other Religions		Other Religions	
	Jewish	Other Religions	Jewish	Other Religions	Jewish	Other Religions	Jewish	Other Religions
PERCENT OF STUDENTS REPORTING THAT DURING THE PAST YEAR THEY								
VOTED IN STUDENT ELECTION (4)	68.5	72.6	63.0	66.0	68.1	75.8	70.1	75.6
CAME LATE TO CLASS	60.7	55.7	57.1	53.1	63.0	57.9	59.9	55.6
PLAYED A MUSICAL INSTRUMENT	51.5	43.0	53.0	35.5	54.8	46.6	48.7	46.7
STUDIED IN THE LIBRARY (4)	35.2	42.5	37.0	38.1	32.2	44.7	37.0	44.1
CHECKED OUT A LIBRARY BOOK (4)	52.1	57.6	47.0	50.3	49.8	61.7	54.9	60.1
ARRANGED DATE FOR ANOTHER STDT	62.4	49.8	65.4	49.6	56.9	48.0	65.6	53.1
OVERSLEPT AND MISSED A CLASS	32.2	18.4	31.9	19.6	35.4	17.6	29.9	18.4
TYPED A HOMEWORK ASSIGNMENT(4)	32.7	31.8	30.7	30.2	29.5	31.8	35.5	33.6
DISCUSS FUTURE WITH PARENT (4)	51.5	48.2	58.3	47.2	45.5	49.1	54.2	48.1
WAS LATE WITH HOMEWORK ASSGNT	65.0	66.8	68.9	67.6	67.5	66.8	62.3	65.6
ARGUED WITH TEACHER IN CLASS	62.2	45.5	54.6	36.8	65.5	47.6	85.2	61.8
ATTENDED RELIGIOUS SERVICE	81.0	93.8	82.5	91.6	74.6	95.2	85.2	94.4
PROTESTED RACIAL POLICY	25.9	9.2	21.2	7.3	33.6	10.6	21.7	9.4
PROTESTED US MILITARY POLICY	19.2	3.9	11.6	3.4	28.0	4.3	14.7	4.0
PROTESTED AGAINST H.S. ADMIN	40.5	21.0	33.4	17.6	48.1	22.7	36.7	22.2
DID EXTRA READING FOR CLASS(4)	18.3	16.7	17.7	13.0	18.4	18.1	18.4	19.0
TOOK SLEEPING PILLS	8.2	7.3	12.3	7.4	8.4	7.3	7.1	7.2
TUTORED ANOTHER STUDENT	56.8	46.8	38.8	35.8	63.8	51.9	56.1	51.9
PLAYED CHESS	24.3	23.5	26.5	20.5	27.4	24.6	21.6	25.5
READ POETRY NOT READ IN COURSE	76.4	72.9	70.3	65.4	79.3	76.2	75.2	76.6
TOOK A TRANQUILIZING PILL	14.1	12.9	18.1	13.6	13.8	12.7	13.3	12.1
DISCUSSED RELIGION (4)	35.1	36.0	28.7	29.5	34.1	39.8	37.3	37.7
TOOK VITAMINS	59.6	65.5	57.8	66.4	60.3	65.7	59.4	64.0
VISITED ART GALLERY OR MUSEUM	88.9	75.7	83.3	71.3	91.0	77.4	88.8	78.5
PART IN H.S. POLITIC CAMPAIGN	44.5	47.7	41.1	36.8	45.1	52.4	45.0	53.4
PART IN OTHER POLITIC CAMPAIGN	30.0	17.3	25.7	12.5	33.2	18.5	28.8	21.2
MISSED SCHL BECS OF ILLNESS(4)	7.6	5.0	9.1	5.6	7.7	4.9	7.2	4.6
SMOKED CIGARETTES (4)	20.2	12.0	28.4	15.8	20.3	9.5	18.2	11.3
DISCUSSED POLITICS (4)	32.8	22.2	22.9	15.0	35.9	24.1	33.0	28.1
DRANK BEER	38.8	43.1	45.4	46.2	34.3	40.0	40.5	44.5
DISCUSSED SPORTS (4)	16.4	29.3	18.5	25.0	13.3	31.2	18.2	31.7
ASKED TEACHER FOR ADVICE (4)	29.2	25.6	34.1	21.8	29.3	27.6	27.9	27.2
HAD VOCATIONAL COUNSELING	40.2	60.4	53.9	60.0	32.4	61.3	42.5	59.4
STAYED UP ALL NIGHT	65.9	62.9	65.7	60.6	68.2	63.2	64.3	65.4

(1) As indicated in the text, two items have been omitted from these tables--religious background itself and region of home state.  
 (2) Reported estimate of total income of parental family last year (all sources before taxes).  
 (3) Increase involvement or initiate crash program.  
 (4) Frequently only, all other items frequently plus occasionally.

WEIGHTED NATIONAL NORMS  
 BY RELIGIOUS BACKGROUND AND TYPE OF INSTITUTION  
 ALL FRESHMEN: FALL, 1969

ITEM (1)	ALL INSTITUTIONS		TWO-YEAR COLLEGES		FOUR-YEAR COLLEGES		UNIVERSITIES	
	Jewish	Other Religions	Jewish	Other Religions	Jewish	Other Religions	Jewish	Other Religions
AGE, IN YEARS, AS OF								
DECEMBER 31, 1969								
16 OR YOUNGER	.15	.10	.2	.2	.8	.1	.3	.0
17	14.8	3.2	3.3	2.2	24.2	4.1	11.8	3.4
18	75.8	74.8	68.0	64.5	69.9	79.5	82.3	81.9
19	6.1	14.4	13.1	18.2	4.4	12.6	5.2	11.9
20	.8	2.0	4.0	3.6	.3	1.3	.2	.8
21	.4	.9	2.2	1.7	.2	.6	.1	.4
OLDER THAN 21	1.6	4.6	9.3	9.7	.2	1.8	.2	1.5
AVERAGE GRADE IN HIGH SCHOOL								
A OR A+	8.0	4.2	.2	.9	10.1	5.1	9.0	7.5
A-	11.5	8.1	.6	2.4	13.7	10.5	13.2	12.6
B+	18.8	15.6	4.0	7.2	24.1	20.2	19.7	20.4
B-	24.5	23.8	17.2	19.4	26.4	26.8	25.4	25.4
B	14.9	15.7	16.4	16.5	14.8	15.4	14.6	15.0
C+	11.6	17.0	25.8	25.1	7.1	13.0	10.5	11.8
C	9.8	14.7	32.9	26.8	3.6	8.7	7.2	7.0
D	.7	.8	2.8	1.7	.1	.4	.4	.3
SECONDARY SCHOOL ACHIEVEMENTS								
ELECTED PRESIDENT STDT ORGNZ	16.4	20.1	9.6	12.7	16.7	23.6	18.2	25.0
HIGH RATING STATE MUSIC CONTEST	5.7	10.3	3.6	6.9	5.3	11.4	6.5	13.2
STATE/REGIONAL SPEECH CONTEST	5.0	5.5	2.9	3.3	5.1	6.8	5.6	6.9
MAJOR PART IN A PLAY	14.2	16.3	10.8	12.3	14.7	18.2	14.9	18.8
VARSITY LETTER (SPORTS)	22.1	31.9	20.8	28.9	19.5	32.9	24.3	34.5
AWARD IN ART COMPETITION	5.5	5.4	4.1	5.2	6.5	5.5	5.2	5.4
EDITED SCHOOL PAPER	14.3	11.0	5.7	6.9	16.0	13.0	15.8	13.6
HAD ORIGINAL WRITING PUBLISHED	20.9	15.6	12.3	9.7	22.0	18.4	22.7	19.7
NSF SUMMER PROGRAM	1.7	.8	.3	.4	1.7	.8	2.1	1.2
ST/REGIONAL SCIENCE CONTEST	1.8	2.4	.6	1.6	1.5	2.4	2.4	3.6
SCHOLASTIC HONOR SOCIETY	26.8	24.5	4.5	7.9	29.6	32.0	31.7	36.4
NATIONAL MERIT RECOGNITION	10.6	7.1	1.6	2.1	11.1	8.7	13.1	11.5
TYPE OF SECONDARY SCHOOL								
PUBLIC	91.4	83.0	92.7	86.5	88.3	81.0	93.1	81.1
PRIVATE DENOMINATIONAL	2.2	13.4	2.7	10.4	3.8	15.3	1.0	14.5
PRIVATE NON-DENOMINATIONAL	5.8	3.0	2.9	2.1	7.2	3.3	5.6	3.9
OTHER	.6	.6	1.7	1.0	.7	.4	.3	.4
RANK IN HIGH SCHOOL CLASS								
TOP 1 PER CENT	5.1	4.5	.3	1.3	5.3	5.6	6.4	7.2
TOP 10 PER CENT	23.9	19.8	4.5	7.8	27.1	24.9	27.1	28.2
TOP QUARTER	27.4	26.1	12.6	17.1	30.4	30.5	29.6	31.2
SECOND QUARTER	25.8	26.7	24.9	31.7	26.3	24.7	25.7	22.9
THIRD QUARTER	14.4	18.3	45.2	32.7	9.3	11.9	9.2	8.8
FOURTH QUARTER	3.4	4.6	12.5	9.3	1.7	2.3	2.1	1.7

WEIGHTED NATIONAL NORMS  
BY RELIGIOUS BACKGROUND AND TYPE OF INSTITUTION  
ALL FRESHMEN: FALL, 1969

ITEM	ALL INSTITUTIONS		TWO-YEAR COLLEGES		FOUR-YEAR COLLEGES		UNIVERSITIES	
	Jewish	Other Religions	Jewish	Other Religions	Jewish	Other Religions	Jewish	Other Religions
<b>HIGHEST DEGREE PLANNED</b>								
NONE	.8	2.0	1.6	4.2	.7	.9	.5	.7
ASSOCIATE (OR EQUIVALENT)	2.6	9.0	15.4	22.5	.2	1.5	.4	1.6
BACHELORS DEGREE (B.A., B.S.,)	27.6	38.9	38.0	38.8	23.8	39.0	27.1	39.0
MASTERS DEGREE (M.A., M.S.,)	37.1	32.9	30.8	23.5	38.6	40.0	37.9	35.4
PH.D. OR ED.D.	17.7	9.7	7.2	4.6	22.6	12.1	17.4	13.3
M.D., D.D.S., OR D.V.M.	9.0	3.8	2.8	1.9	9.6	3.8	10.5	6.5
LL.B. OR J.D.	3.5	1.3	.5	.4	3.2	1.3	4.6	2.5
B.D.	.2	.4	.7	.5	.1	.3	.2	.2
OTHER	1.6	1.9	3.0	3.5	1.2	1.1	1.3	.9
<b>PROBABLE MAJOR FIELD OF STUDY</b>								
AGRICULTURE (INCL FORESTRY)	.3	2.2	1.2	3.4	.1	1.2	.2	2.2
BIOLOGICAL SCIENCES	4.0	3.2	2.2	2.2	5.1	3.7	3.6	3.8
BUSINESS	10.0	16.7	23.2	26.0	6.0	11.8	8.9	11.4
EDUCATION	9.7	11.4	9.7	9.9	7.9	14.2	10.9	9.4
ENGINEERING	6.8	10.2	11.8	11.0	7.4	7.9	5.0	12.3
ENGLISH	3.7	3.7	5.4	2.2	4.4	5.2	3.6	3.4
HEALTH PROFESSIONS (NON-M.D.)	3.6	5.6	5.6	7.0	2.5	4.1	3.7	6.0
HISTORY, POLITICAL SCIENCE	8.8	6.1	5.3	4.2	9.8	7.8	9.2	6.4
HUMANITIES (OTHER)	4.3	3.7	2.2	2.6	5.2	4.9	4.4	3.5
FINE ARTS	9.3	8.6	12.7	8.3	9.6	8.6	8.1	8.9
MATHEMATICS OR STATISTICS	3.6	3.5	1.4	1.4	4.3	4.9	4.3	4.3
PHYSICAL SCIENCES	2.5	2.4	.6	1.4	3.0	2.8	2.6	3.6
PRE-PROFESSIONAL	11.8	6.0	4.2	3.6	11.0	5.5	14.5	10.0
PSYCHOL., SOCIOLOG., ANTHROPOLOG.	14.8	8.4	8.1	6.1	17.3	10.6	14.9	8.2
OTHER FIELDS (TECHNICAL)	2.5	3.5	5.6	6.5	1.2	1.9	2.6	1.9
OTHER FIELDS (NONTECHNICAL)	1.1	2.4	1.6	2.2	.8	2.7	1.1	2.3
UNDECIDED	3.3	2.2	2.3	2.2	4.3	2.1	3.0	2.4
<b>PROBABLE CAREER OCCUPATION</b>								
ARTIST (INCL PERFORMER)	7.2	5.6	6.6	5.0	7.8	5.7	7.0	6.5
BUSINESSMAN	9.2	11.3	19.4	14.4	6.0	9.6	8.4	9.7
CLERGYMAN	.1	1.0	.0	.9	.0	1.5	.2	.4
COLLEGE TEACHER	1.5	1.0	1.6	.7	1.9	1.3	1.2	1.1
DOCTOR (M.D. OR D.D.S.)	7.6	3.1	1.8	1.4	8.2	3.1	8.9	5.5
EDUCATOR (SECONDARY)	8.1	13.5	8.3	9.9	8.8	17.0	7.6	12.0
ELEMENTARY TEACHER	8.8	9.2	7.0	7.6	7.4	12.5	10.3	6.5
ENGINEER	5.7	8.3	9.1	8.0	6.5	6.6	4.2	11.0
FARMER OR FORESTER	.3	1.9	1.0	2.7	.2	1.1	.2	1.8
HEALTH PROFESSIONAL (NON-M.D.)	4.1	4.1	7.0	4.2	3.5	3.5	3.7	4.8
LAWYER	7.7	3.3	2.0	1.4	7.8	3.6	9.3	5.4
NURSE	1.0	2.8	1.2	3.8	.5	1.8	1.2	2.9
RESEARCH SCIENTIST	3.5	2.4	1.1	1.2	4.3	2.6	3.6	3.9
OTHER CHOICE	18.3	21.5	24.3	29.2	18.0	18.2	16.8	16.3
UNDECIDED	16.9	10.9	9.7	9.9	19.1	11.0	17.5	12.3

WEIGHTED NATIONAL NORMS  
BY RELIGIOUS BACKGROUND AND TYPE OF INSTITUTION  
ALL FRESHMEN: FALL, 1969

ITEM	ALL INSTITUTIONS		TWO-YEAR COLLEGES		FOUR-YEAR COLLEGES		UNIVERSITIES	
	Jewish	Other Religions	Jewish	Other Religions	Jewish	Other Religions	Jewish	Other Religions
<b>NUMBER OF APPLICATIONS TO OTHER COLLEGES</b>								
NONE	22.1	52.3	36.4	64.8	20.3	42.7	19.0	49.2
ONE	16.5	20.3	18.7	17.3	15.1	22.3	16.7	21.4
TWO	18.1	13.8	14.0	9.8	19.7	17.1	18.3	14.3
THREE	15.9	7.5	13.1	5.0	16.5	9.7	16.3	8.0
FOUR	12.6	3.4	11.3	1.9	12.6	4.6	12.9	3.9
FIVE	8.1	1.5	4.0	.7	7.9	2.1	9.4	1.9
SIX OR MORE	6.7	1.1	2.5	.5	7.9	1.5	7.2	1.3
<b>MILES FROM HOME TO COLLEGE</b>								
10 OR LESS	16.3	26.4	44.5	46.5	18.9	16.1	6.0	14.4
11-50	20.5	24.7	26.6	31.0	32.9	24.6	10.1	16.4
51-100	8.9	13.6	6.2	8.4	6.7	15.7	11.1	17.4
101-500	38.3	26.1	19.1	10.9	26.9	30.0	52.1	40.9
501-1000	10.1	5.1	2.0	1.6	8.2	7.6	13.9	6.4
MORE THAN 1000	5.9	4.1	1.6	1.6	6.5	6.1	6.8	4.5
<b>WHILE GROWING UP, I LIVED</b>								
ON A FARM	.4	10.2	.4	11.7	.4	10.1	.3	8.3
IN A SMALL TOWN	5.1	22.3	9.3	25.6	4.3	21.6	4.5	19.0
IN A MODERATE SIZE TOWN OR CITY	21.5	35.5	30.5	39.5	16.6	34.0	22.1	32.3
IN A SUBURB OF A LARGE CITY	40.6	20.1	29.0	12.6	33.4	21.9	49.1	27.9
IN A LARGE CITY	32.4	11.8	30.8	10.7	45.4	12.4	24.0	12.6
<b>FATHERS EDUCATION</b>								
GRAMMAR SCHOOL OR LESS	3.7	10.0	8.7	12.8	4.0	9.4	1.9	7.0
SOME HIGH SCHOOL	8.6	16.9	12.0	22.2	11.1	15.5	5.8	11.8
HIGH SCHOOL GRADUATE	24.5	30.7	34.4	34.2	23.2	29.6	22.4	27.4
SOME COLLEGE	23.1	17.4	19.6	15.5	23.1	18.0	24.2	19.0
COLLEGE DEGREE	22.0	16.7	17.6	11.9	18.9	17.5	25.5	22.6
POSTGRADUATE DEGREE	18.1	8.3	7.7	3.7	49.8	9.9	20.1	12.3
<b>MOTHERS EDUCATION</b>								
GRAMMAR SCHOOL OR LESS	2.2	6.3	5.0	8.6	2.8	5.4	1.0	4.4
SOME HIGH SCHOOL	5.5	14.6	8.7	19.5	7.3	13.3	3.2	10.0
HIGH SCHOOL GRADUATE	41.2	44.2	48.2	46.6	41.3	43.4	39.0	42.0
SOME COLLEGE	26.1	18.5	21.4	15.1	24.7	19.5	28.6	21.7
COLLEGE DEGREE	18.3	13.9	14.6	8.8	15.7	15.2	21.2	18.8
POSTGRADUATE DEGREE	6.7	2.5	2.1	1.3	8.4	3.2	6.9	3.2

WEIGHTED NATIONAL NORMS  
BY RELIGIOUS BACKGROUND AND TYPE OF INSTITUTION  
ALL FRESHMEN: FALL, 1969

ITEM	ALL INSTITUTIONS		TWO-YEAR COLLEGES		FOUR-YEAR COLLEGES		UNIVERSITIES	
	Jewish	Other Religions	Jewish	Other Religions	Jewish	Other Religions	Jewish	Other Religions
<b>CITIZENSHIP</b>								
NATIVE BORN U.S. CITIZEN	95.7	96.6	87.3	94.8	95.8	97.3	98.3	98.0
NATURALIZED CITIZEN	2.6	1.8	6.6	2.6	2.8	1.4	1.2	1.1
NOT A CITIZEN	1.7	1.6	6.1	2.5	1.4	1.2	.5	.9
<b>RACIAL BACKGROUND</b>								
CAUCASIAN/WHITE	99.1	91.6	98.2	92.2	99.2	88.6	99.3	95.1
NEGRO/BLACK	.1	6.0	.2	3.7	.3	9.8	.0	3.6
AMERICAN INDIAN	.4	.3	.4	.4	.0	.2	.0	.2
ORIENTAL	.1	1.1	.4	2.0	.0	.6	.1	.5
OTHER	.5	1.1	.7	1.7	.5	.8	.5	.6
<b>PRESENT RELIGIOUS PREFERENCE</b>								
BAPTIST	.1	12.2	.0	12.5	.1	13.7	.0	9.6
CONGREGATIONAL, U.C.C.	.1	4.0	.4	4.4	.0	3.4	.0	4.3
EPISCOPAL	.1	3.8	.2	3.0	.1	3.7	.1	5.0
JEWISH	80.0	.1	80.3	.6	76.2	.1	82.6	.2
LATTER DAY SAINTS	.0	.7	.0	.6	.0	1.1	.0	.3
LUTHERAN	.0	7.2	.2	7.0	.0	7.0	.0	7.6
METHODIST	.1	11.8	.5	10.8	.0	12.0	.0	12.8
MUSLIM	.1	.1	.0	.1	.0	.1	.1	.1
PRESBYTERIAN	.0	6.8	.0	6.0	.0	6.7	.0	8.0
QUAKER	.2	.3	.2	.2	.2	.5	.2	.3
ROMAN CATHOLIC	.3	31.7	.9	35.1	.3	29.6	.2	30.1
SEVENTH DAY ADVENTIST	.0	.3	.2	.2	.0	.5	.0	.0
UNITARIAN	.6	.7	.5	.4	.8	.7	.5	.9
OTHER PROTESTANT	.0	5.2	.0	4.4	.0	6.8	.1	3.9
OTHER RELIGIONS	1.9	3.8	1.0	4.7	2.5	3.8	1.7	2.7
NONE	16.5	11.3	15.6	10.3	19.6	10.3	14.6	14.2
<b>AGREE THAT PARENTS ARE</b>								
INTERESTED IN INTELLECT PURSUITS	87.6	86.2	86.8	85.0	85.2	87.2	89.5	86.3
INTERESTED IN CULTURAL PURSUITS	84.6	78.6	83.9	77.7	82.1	79.5	86.7	78.7
DEEPLY RELIGIOUS	41.2	67.3	49.2	67.9	37.8	69.0	41.2	64.2
INTERESTED IN POLITICS	83.5	80.5	83.6	77.7	81.1	81.6	85.1	82.5
DEEPLY CONCERNED ABOUT CHILDREN	97.1	96.7	95.0	95.9	96.9	97.1	97.8	97.0
FINANCIALLY COMFORTABLE	86.0	78.6	84.9	79.0	84.7	77.4	87.2	79.7
HAVE HIGH ASPIRATIONS FOR ME	96.8	95.0	94.6	92.8	96.4	96.2	97.7	96.1

WEIGHTED NATIONAL NORMS  
BY RELIGIOUS BACKGROUND AND TYPE OF INSTITUTION  
ALL FRESHMEN: FALL, 1969

ITEM	ALL INSTITUTIONS		TWO-YEAR COLLEGES		FOUR-YEAR COLLEGES		UNIVERSITIES	
	Jewish	Other Religions	Jewish	Other Religions	Jewish	Other Religions	Jewish	Other Religions
<b>FATHERS OCCUPATION</b>								
ARTIST (INCL PERFORMER)	1.6	.7	1.8	.6	1.5	.8	1.7	.9
BUSINESSMAN	54.3	28.6	54.2	24.4	48.8	29.1	58.2	33.5
CLERGYMAN	.2	1.0	.0	.8	.4	1.4	.2	.7
COLLEGE TEACHER	1.0	.7	.3	.3	1.3	.8	1.0	1.0
DOCTOR (M.D. OR D.D.S.)	6.2	1.8	4.3	.8	6.2	2.0	6.7	2.9
EDUCATOR (SECONDARY)	1.9	2.1	1.5	1.4	2.4	2.6	1.5	2.3
ELEMENTARY TEACHER	.3	.3	.4	.3	.4	.4	.2	.3
ENGINEER	4.8	7.2	4.3	6.0	4.3	6.9	5.4	9.1
FARMER OR FORESTER	.1	6.3	.2	7.1	.1	5.7	.1	5.9
HEALTH PROFESSIONAL (NON-M.D.)	3.2	1.2	3.2	1.3	3.5	1.1	2.9	1.3
LAWYER	3.2	1.1	1.6	.4	3.0	1.2	3.9	1.8
MILITARY CAREER	.1	1.7	.0	1.5	.1	1.7	.2	2.0
RESEARCH SCIENTIST	.8	.5	.3	.2	.7	.5	1.1	.7
SKILLED WORKER	5.7	13.9	8.3	16.4	7.5	13.5	3.7	11.1
SEMI-SKILLED WORKER	2.6	8.6	5.9	10.6	3.6	8.5	1.1	5.9
UNSKILLED WORKER	.8	4.4	1.7	5.8	1.0	4.2	.4	2.7
UNEEMPLOYED	.6	1.2	1.1	1.3	.7	1.2	.4	.9
OTHER	12.4	18.8	10.9	20.8	14.4	18.4	11.4	16.8
<b>ESTIMATED PARENTAL INCOME (2)</b>								
LESS THAN \$4,000	1.7	5.4	3.3	6.6	1.7	5.8	1.3	3.3
\$4,000 - \$5,999	3.5	9.1	8.0	11.1	3.8	9.1	1.9	6.3
\$6,000 - \$7,999	6.1	13.7	7.1	16.5	8.2	13.1	4.4	10.8
\$8,000 - \$9,999	9.9	17.0	14.9	18.7	11.6	16.6	7.1	15.2
\$10,000 - \$14,999	24.5	29.1	26.4	28.0	25.9	29.0	23.0	30.5
\$15,000 - \$19,999	16.5	12.4	15.8	10.2	14.8	12.6	18.0	15.2
\$20,000 - \$24,999	11.7	6.0	9.0	4.6	9.4	6.0	14.2	7.8
\$25,000 - \$29,999	7.4	2.6	7.2	1.6	6.1	2.8	8.4	3.8
\$30,000 OR MORE	18.6	4.7	8.3	2.6	18.2	4.9	21.9	7.1
<b>MAJOR SOURCES OF FINANCIAL SUPPORT DURING FRESHMAN YEAR</b>								
PERSONAL OR FAMILY AID	16.7	29.7	26.6	37.6	15.4	25.1	14.5	25.4
REPAYABLE LOAN	73.5	48.3	59.0	41.3	70.9	48.5	79.8	57.8
SCHOLARSHIP /GRANT/ OTHER GIFT	9.9	13.1	9.8	10.9	11.0	16.2	9.2	11.5
CONCERN ABOUT FINANCING EDUC	9.4	18.8	6.6	13.1	12.4	23.8	8.1	19.3
CONCERN ABOUT FINANCING EDUC								
NONE	49.8	33.6	52.3	37.5	49.6	31.5	49.2	31.4
SOME CONCERN	45.9	56.1	43.9	53.1	46.8	57.6	46.0	58.0
MAJOR CONCERN	4.2	10.3	3.8	9.3	3.5	10.9	4.8	10.6





WEIGHTED NATIONAL NORMS  
BY RELIGIOUS BACKGROUND AND TYPE OF INSTITUTION  
ALL FRESHMEN: FALL, 1969

ITEM	ALL INSTITUTIONS		TWO-YEAR COLLEGES		FOUR-YEAR COLLEGES		UNIVERSITIES	
	Jewish	Other Religions	Jewish	Other Religions	Jewish	Other Religions	Jewish	Other Religions
<b>FEDERAL GOVERNMENT SHOULD BE MORE INVOLVED IN (3)</b>								
CONTROL OF CIGARETTE ADVERTISING	50.5	40.9	36.0	37.3	55.2	43.5	51.5	42.1
ELIMINATING VIOLENCE FROM TV	26.8	22.9	23.6	21.7	29.3	24.7	25.8	22.1
CONTROL OF POLLUTION	93.8	90.0	86.8	85.3	94.8	91.6	95.0	93.7
TAX INCENT TO CONTROL BIRTH RATE	35.6	31.2	30.8	30.1	35.6	31.1	37.0	32.6
CONSUMER PROTECTION	77.8	71.4	74.7	71.1	80.8	71.7	76.7	71.3
COMPENSAT EDUC FOR DISADVANTAGED	78.7	69.3	72.5	69.3	79.0	70.4	80.2	67.7
SPECIAL BENEFITS FOR VETERANS	31.5	35.7	46.4	42.0	31.0	33.8	27.7	30.2
CONTROL OF FIREARMS	79.0	47.4	74.3	44.0	80.0	50.3	79.5	47.9
ELIMINATION OF POVERTY	91.0	77.3	85.3	76.3	92.0	78.8	91.9	76.7
CRIME PREVENTION	90.8	88.5	89.0	86.1	91.2	89.7	91.1	89.7
SCHOOL DESEGREGATION	72.6	52.5	62.7	50.5	74.0	54.6	74.3	52.1
FINANCIAL AID FOR DISADVANTAGED	64.6	50.6	64.3	51.9	65.4	51.8	64.1	47.2
CONTROL OF STUDENT ACTIVISTS	30.9	48.7	43.3	49.5	28.3	49.2	29.2	46.7
<b>CURRENT POLITICAL PREFERENCE</b>								
LEFT	8.8	2.7	5.8	2.4	12.1	2.8	7.3	2.7
LIBERAL	46.0	28.6	36.1	25.9	47.5	29.7	47.9	30.4
MIDDLE OF THE ROAD	33.5	45.1	44.0	50.2	29.6	42.5	33.2	42.2
MODERATELY CONSERVATIVE	10.7	21.2	12.3	18.8	9.6	22.6	11.0	22.3
STRONGLY CONSERVATIVE	1.0	2.4	1.8	2.7	1.1	2.3	.7	2.4
<b>EXPECTED PREFERENCE IN 4 YEARS</b>								
LEFT	10.1	3.0	5.9	2.3	13.8	3.2	8.7	3.6
LIBERAL	51.4	34.7	36.6	29.5	51.3	36.7	55.8	38.8
MIDDLE OF THE ROAD	24.7	29.7	36.2	32.3	22.3	27.5	23.0	29.4
MODERATELY CONSERVATIVE	12.5	27.6	18.7	29.8	11.1	27.5	11.6	24.7
STRONGLY CONSERVATIVE	1.3	5.0	2.5	6.1	1.5	5.1	.9	3.5
<b>AGREE STRONGLY OR SOMEWHAT</b>								
STUDENT DESIGN OF CURRICULUM	93.1	89.3	92.4	89.6	93.6	89.4	92.9	88.7
PUBLISH ALL SCIENCE FINDINGS	62.8	54.6	65.3	55.6	64.2	53.9	61.1	54.3
INDIVID CANNOT CHANGE SOCIETY	39.7	35.6	42.2	37.3	39.6	33.7	39.1	35.9
COLL CONTROL STDS OFF CAMPUS	11.0	20.1	14.4	22.0	9.7	20.6	10.9	16.9
BENEFIT OF COLLEGE IS MONETARY	38.7	54.1	58.3	65.0	34.5	48.1	35.8	47.9
STDT SHOULD EVAL FACULTY	69.5	67.4	61.5	65.3	70.4	67.5	71.2	69.9
MY BELIEFS SIMILAR TO OTHERS	62.7	69.8	64.8	69.4	61.1	70.2	63.2	69.8
REGULATE STUDENT PUBLICATIONS	27.1	53.5	41.9	60.2	25.1	53.1	24.1	45.0
MARIJUANA SHOULD BE LEGALIZED	51.9	24.0	41.2	23.6	56.9	22.7	51.7	26.6
COLLEGE HAS RIGHT TO BAN SPKR	16.0	30.4	22.3	34.3	17.9	30.0	13.3	26.0
ARMY SHOULD BE VOLUNTARY	63.1	54.4	64.3	55.4	68.1	54.9	59.5	52.2
GIVE DISADVANTAGED PREF TRTMNT	41.0	41.0	44.5	45.6	33.9	37.7	44.5	39.9
COLL TOO LAX ON STDT PROTEST	57.4	66.2	67.2	71.3	60.4	66.5	61.9	58.2
LIBERALIZE DIVORCE LAWS	59.4	36.4	54.8	36.8	60.3	33.7	60.1	39.5
LEGALIZE ABORTIONS	88.3	73.3	86.2	71.0	94.1	74.4	84.9	74.8
COURTS PROTECT CRIMINAL TOO MUCH	33.6	49.6	36.7	45.6	30.5	49.5	34.9	55.5
ABOLISH CAPITAL PUNISHMENT	66.7	50.5	55.3	46.8	72.3	51.6	66.3	53.8

WEIGHTED NATIONAL NORMS  
 BY RELIGIOUS BACKGROUND AND TYPE OF INSTITUTION  
ALL FRESHMEN: FALL, 1969

ITEM	ALL INSTITUTIONS		TWO-YEAR COLLEGES		FOUR-YEAR COLLEGES		UNIVERSITIES	
	Jewish	Other Religions	Jewish	Other Religions	Jewish	Other Religions	Jewish	Other Religions
PERCENT OF STUDENTS REPORTING THAT DURING THE PAST YEAR THEY VOTED IN STUDENT ELECTION (4)	65.8	68.0	58.1	60.9	65.3	72.1	68.4	71.7
CAME LATE TO CLASS	61.5	58.2	58.9	57.6	62.6	59.2	61.5	57.4
PLAYED A MUSICAL INSTRUMENT	47.6	39.7	43.0	34.7	51.0	42.7	46.5	42.0
STUDIED IN THE LIBRARY (4)	31.2	36.4	30.2	31.5	28.7	39.7	33.3	38.5
CHECKED OUT A LIBRARY BOOK (4)	44.5	47.9	36.1	40.2	43.8	53.2	47.6	50.9
ARRANGED DATE FOR ANOTHER STDT OVSLEPT AND MISSED A CLASS	57.6	50.8	60.0	51.8	53.7	49.4	59.6	51.4
TYPED A HOMEWORK ASSIGNMENT (4)	34.2	23.1	36.4	25.7	36.6	21.8	31.9	21.6
DISCUSS FUTURE WITH PARENT (4)	28.7	23.5	24.4	19.7	26.3	25.3	31.6	26.0
HAS LATE WITH HOMEWORK ASSGNT	46.2	39.4	53.3	36.9	42.0	41.8	46.9	39.2
ARGUED WITH TEACHER IN CLASS	68.9	73.0	69.6	74.6	71.7	72.5	66.8	71.6
ATTENDED RELIGIOUS SERVICE	79.5	53.3	53.9	46.9	69.5	93.4	69.6	60.3
PROTESTED RACIAL POLICY	26.6	10.5	76.8	88.0	75.1	93.4	83.4	91.8
PROTESTED US MILITARY POLICY	20.4	5.6	12.0	5.5	27.6	5.6	17.9	5.5
PROTESTED AGAINST H.S. ADMIN	39.9	22.4	30.4	19.4	46.0	24.3	38.4	23.6
DID EXTRA READING FOR CLASS (4)	15.9	13.3	11.9	9.9	16.2	15.0	16.9	15.5
TOOK SLEEPING PILLS	7.4	6.4	8.7	6.8	7.8	6.2	6.8	6.0
TUTORED ANOTHER STUDENT	54.6	43.1	34.6	31.6	61.0	49.3	56.1	49.5
PLAYED CHESS	43.5	40.4	45.8	37.4	45.4	40.7	41.5	44.1
READ POETRY NOT READ IN COURSE	62.1	57.9	49.1	49.8	65.9	62.9	63.4	61.4
TOOK A TRANQUILIZING PILL	11.3	9.4	13.5	10.0	11.4	9.5	10.6	8.4
DISCUSSED RELIGION (4)	28.1	28.3	18.6	21.9	28.2	32.9	30.9	30.3
TOOK VITAMINS	55.8	61.7	53.2	61.4	56.5	63.2	56.0	60.0
VISITED ART GALLERY OR MUSEUM	82.6	70.8	76.6	67.2	84.4	72.8	83.0	72.8
PART IN H.S. POLITIC CAMPAIGN	43.5	45.1	29.4	34.3	44.5	51.2	46.9	51.1
PART IN OTHER POLITIC CAMPAIGN	29.3	15.8	22.0	11.2	31.8	17.4	29.8	19.8
MISSED SCHL BECS OF ILLNESS (4)	5.3	3.5	6.3	3.9	5.2	3.4	5.1	3.1
SMOKED CIGARETTES (4)	17.3	15.5	26.8	21.0	16.0	11.9	15.4	13.1
DISCUSSED POLITICS (4)	37.6	25.3	23.2	17.6	40.2	27.6	40.0	32.2
DRANK BEER	52.6	56.8	60.1	61.2	47.9	52.1	53.5	57.6
DISCUSSED SPORTS (4)	33.7	43.8	34.3	40.4	30.2	45.3	36.0	46.3
ASKED TEACHER FOR ADVICE (4)	27.4	24.1	21.8	20.4	28.7	26.7	28.2	25.5
HAD VOCATIONAL COUNSELING	39.1	59.1	45.4	59.1	33.0	60.2	41.5	57.6
STAYED UP ALL NIGHT	64.9	63.8	66.7	63.5	65.7	63.4	63.9	64.7

(1) As indicated in the text, two items have been omitted from these tables--religious background itself and region of home state.  
 (2) Reported estimate of total income of parental family last year (all sources before taxes).  
 (3) Increase involvement or initiate crash program.  
 (4) Frequently only, all other items frequently plus occasionally.

APPENDIX A

1969 Student Information Form

1969 STUDENT INFORMATION FORM

565710

YOUR NAME (please print) \_\_\_\_\_  
First Middle or Maiden Last

HOME STREET ADDRESS \_\_\_\_\_

\_\_\_\_\_  
City State Zip Code (if known)

When were you born? 

--	--	--

  
Month Day Year  
 (01-12) (01-31)

DO NOT MARK THIS GRID

0	0	0	0	0
1	1	1	1	1
2	2	2	2	2
3	3	3	3	3
4	4	4	4	4
5	5	5	5	5
6	6	6	6	6
7	7	7	7	7
8	8	8	8	8
9	9	9	9	9

Dear Student:

The information in this report is being collected as part of a continuing study of higher education by the American Council on Education. The Council, which is a non-governmental association of colleges and educational organizations, is soliciting your cooperation in this research in order to achieve a better understanding of how students are affected by their college experiences. Identifying information has been requested in order to make subsequent mail follow-up studies possible. Your response will be held in the strictest professional confidence, and will be used only in group summaries for research purposes.

Sincerely yours,  
*Logan Wilson*  
 Logan Wilson President

0	0	0	0	0	0	0	0	0	0
1	1	1	1	1	1	1	1	1	1
2	2	2	2	2	2	2	2	2	2
3	3	3	3	3	3	3	3	3	3
4	4	4	4	4	4	4	4	4	4
5	5	5	5	5	5	5	5	5	5
6	6	6	6	6	6	6	6	6	6
7	7	7	7	7	7	7	7	7	7
8	8	8	8	8	8	8	8	8	8
9	9	9	9	9	9	9	9	9	9

**DIRECTIONS:** Your responses will be read by an optical mark reader. Your careful observance of these few simple rules will be most appreciated.

Use only black lead pencil (No. 2½ or softer). Make heavy black marks that fill the circle. Erase cleanly any answer you wish to change. Make no stray markings of any kind.

EXAMPLE: Will marks made with ball pen or fountain pen be properly read?  
 Yes  No

- Your Sex: Male  Female
- How old will you be on December 31 of this year? (Mark one)
 

16 or younger.....	<input type="radio"/>	20.....	<input type="radio"/>
17.....	<input type="radio"/>	21.....	<input type="radio"/>
18.....	<input type="radio"/>	Older than 21.....	<input type="radio"/>
19.....	<input type="radio"/>		
- What was your average grade in secondary school? (Mark one)
 

A or A+.....	<input type="radio"/>	B-.....	<input type="radio"/>
A-.....	<input type="radio"/>	C+.....	<input type="radio"/>
B+.....	<input type="radio"/>	C.....	<input type="radio"/>
B.....	<input type="radio"/>	D.....	<input type="radio"/>

- How many colleges other than this one did you actually apply for admission? From how many did you receive acceptances? (Mark one in each column)
 

	Applications	Acceptances
No other.....	<input type="radio"/>	<input type="radio"/>
One.....	<input type="radio"/>	<input type="radio"/>
Two.....	<input type="radio"/>	<input type="radio"/>
Three.....	<input type="radio"/>	<input type="radio"/>
Four.....	<input type="radio"/>	<input type="radio"/>
Five.....	<input type="radio"/>	<input type="radio"/>
Six or more.....	<input type="radio"/>	<input type="radio"/>

- Mark one:
  - This is the first time I have enrolled in college as a freshman.....
  - I came to this college from a junior college.....
  - I came to this college from a four-year college or university.....
- The following questions deal with accomplishments that might possibly apply to your high school years. Do not be discouraged by this list; it covers many areas of interest and few students will be able to say "yes" to many items. (Mark all that apply)
 

Was elected president of one or more student organizations (recognized by the school).....	Yes <input type="radio"/>
Received a high rating (Good, Excellent) in a <u>state</u> or <u>regional</u> music contest.....	<input type="radio"/>
Participated in a <u>state</u> or <u>regional</u> speech or debate contest.....	<input type="radio"/>
Had a major part in a play.....	<input type="radio"/>
Won a varsity letter (sports).....	<input type="radio"/>
Won a prize or award in an art competition.....	<input type="radio"/>
Edited the school paper, yearbook, or literary magazine.....	<input type="radio"/>
Had poems, stories, essays, or articles published.....	<input type="radio"/>
Participated in a National Science Foundation summer program.....	<input type="radio"/>
Placed (first, second, or third) in a <u>state</u> or <u>regional</u> science contest.....	<input type="radio"/>
Was a member of a scholastic honor society.....	<input type="radio"/>
Won a Certificate of Merit or Letter of Commendation in the National Merit Program.....	<input type="radio"/>

- What is the highest academic degree that you intend to obtain? That your parents hope you will obtain? (Mark one in each column)
 

None.....	<input type="radio"/>	<input type="radio"/>
Associate (or equivalent).....	<input type="radio"/>	<input type="radio"/>
Bachelor's degree (B.A., B.S., etc.).....	<input type="radio"/>	<input type="radio"/>
Master's degree (M.A., M.S., etc.).....	<input type="radio"/>	<input type="radio"/>
Ph.D or Ed.D.....	<input type="radio"/>	<input type="radio"/>
M.D., D.D.S., or D.V.M. ....	<input type="radio"/>	<input type="radio"/>
L.L.B. or J.D. ....	<input type="radio"/>	<input type="radio"/>
B.D. ....	<input type="radio"/>	<input type="radio"/>
Other .....	<input type="radio"/>	<input type="radio"/>

You Intend  
Your Parents Hope

- Do you have any concern about your ability to finance your college education? (Mark one)
  - None (I am confident that I will have sufficient funds).....
  - Some concern (but I will probably have enough funds).....
  - Major concern (not sure I will be able to complete college).....
- Are you a U.S. Citizen? (Mark one)
  - Yes, native born.....
  - Yes, naturalized.....
  - No.....

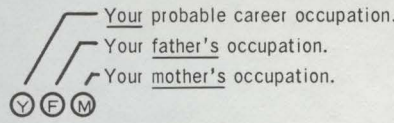


23. Mark one in each column:

Your current home state
Your birthplace
Father's birthplace
Mother's birthplace

Table with 4 columns for marking: Your current home state, Your birthplace, Father's birthplace, Mother's birthplace. Lists states from Alabama to Other.

24. Mark only three responses, one in each column.



NOTE: If your father (or mother) is deceased, please indicate his (her) last occupation.

Table with 3 columns (Y, F, M) for marking. Lists occupations from Accountant or actuary to Unemployed.

25. In general, my parents could be characterized as: (Mark one circle in each row)

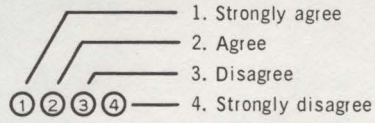


Table with 4 columns (1, 2, 3, 4) for marking. Lists characteristics like Interested in intellectual pursuits, Interested in cultural pursuits, etc.

26. Below is a general list of things that students sometimes do. Indicate which of these things you did during the past year in school. If you engaged in an activity frequently, mark 'F'. If you engaged in an activity one or more times, but not frequently, mark 'O' (occasionally). Mark 'N' (not at all) if you have not performed the activity during the past year. (Mark one for each item)

Table with 3 columns (F, O, N) for marking. Lists activities from Voted in a student election to Stayed up all night.

Frequently
Occasionally
Not at all

27. Below is a list of 66 different undergraduate major fields grouped into general categories. Mark only three of the 66 fields as follows:

- ① First choice (your probable major field of study).
- ② Second choice.
- ③ The field of study which is least appealing to you.

**ARTS AND HUMANITIES**

- Architecture ..... ① ② ③
- English (literature) ... ① ② ③
- Fine arts ..... ① ② ③
- History ..... ① ② ③
- Journalism (writing) ... ① ② ③
- Language (modern) ... ① ② ③
- Language (other) ..... ① ② ③
- Music ..... ① ② ③
- Philosophy ..... ① ② ③
- Speech and drama ... ① ② ③
- Theology ..... ① ② ③
- Other ..... ① ② ③

**PROFESSIONAL**

- Health Technology (medical, dental, laboratory) ..... ① ② ③
- Nursing ..... ① ② ③
- Pharmacy ..... ① ② ③
- Pre dentistry ..... ① ② ③
- Prelaw ..... ① ② ③
- Pre medical ..... ① ② ③
- Pre veterinary ..... ① ② ③
- Therapy (occupat., physical, speech) .. ① ② ③
- Other ..... ① ② ③

**BIOLOGICAL SCIENCE**

- Biology (general) ..... ① ② ③
- Biochemistry ..... ① ② ③
- Biophysics ..... ① ② ③
- Botany ..... ① ② ③
- Zoology ..... ① ② ③
- Other ..... ① ② ③

**SOCIAL SCIENCE**

- Anthropology ..... ① ② ③
- Economics ..... ① ② ③
- Education ..... ① ② ③
- History ..... ① ② ③
- Political science (government, int. relations) ..... ① ② ③
- Psychology ..... ① ② ③
- Social work ..... ① ② ③
- Sociology ..... ① ② ③
- Other ..... ① ② ③

**BUSINESS**

- Accounting ..... ① ② ③
- Business admin ..... ① ② ③
- Electronic data processing ..... ① ② ③
- Secretarial studies ... ① ② ③
- Other ..... ① ② ③

**OTHER FIELDS**

- Agriculture ..... ① ② ③
- Communications (radio, T.V., etc.) .. ① ② ③
- Electronics (technology) ..... ① ② ③
- Forestry ..... ① ② ③
- Home economics ... ① ② ③
- Industrial arts ..... ① ② ③
- Library science ..... ① ② ③
- Military science ... ① ② ③
- Physical education and recreation ..... ① ② ③
- Other (technical) ... ① ② ③
- Other (nontechnical) .. ① ② ③
- Undecided ..... ① ② ③

**ENGINEERING**

- Aeronautical ..... ① ② ③
- Civil ..... ① ② ③
- Chemical ..... ① ② ③
- Electrical ..... ① ② ③
- Industrial ..... ① ② ③
- Mechanical ..... ① ② ③
- Other ..... ① ② ③

**PHYSICAL SCIENCE**

- Chemistry ..... ① ② ③
- Earth science ..... ① ② ③
- Mathematics ..... ① ② ③
- Physics ..... ① ② ③
- Statistics ..... ① ② ③
- Other ..... ① ② ③

28. Indicate the importance to you personally of each of the following: (Mark one for each item)

- |   |  |
|---|--|
|   | Essential<br>Very Important<br>Somewhat Important<br>Not Important |
| Becoming accomplished in one of the performing arts (acting, dancing, etc.).....    | E V S N  |
| Becoming an authority on a special subject in my subject field ..                   | E V S N  |
| Obtaining recognition from my colleagues for contributions in my special field..... | E V S N  |
| Influencing the political structure.....  | E V S N  |
| Influencing social values.....  | E V S N  |
| Raising a family.....   | E V S N  |
| Having an active social life.....   | E V S N  |
| Having friends with different backgrounds and interests from mine.....              | E V S N  |
| Becoming an expert in finance and commerce.....                                     | E V S N  |
| Having administrative responsibility for the work of others.....                    | E V S N  |
| Being very well-off financially.....  | E V S N  |
| Helping others who are in difficulty.....   | E V S N  |
| Becoming a community leader.....  | E V S N  |
| Making a theoretical contribution to science.....                                   | E V S N  |
| Writing original works (poems, novels, short stories, etc.).....                    | E V S N  |
| Never being obligated to people.....  | E V S N  |
| Creating artistic work (painting, sculpture, decorating, etc.).....                 | E V S N  |
| Keeping up to date with political affairs.....                                      | E V S N  |
| Being successful in a business of my own.....                                       | E V S N  |
| Developing a meaningful philosophy of life.....                                     | E V S N  |

29. Mark one in each row:

- Agree strongly
- Agree somewhat
- Disagree somewhat
- Disagree strongly

- |  |                |                |                   |                   |
|--|----------------|----------------|-------------------|-------------------|
|  | Agree strongly | Agree somewhat | Disagree somewhat | Disagree strongly |
| Students should have a major role in specifying the college curriculum.....                                      | ○              | ○              | ○                 | ○                 |
| Scientists should publish their findings regardless of the possible consequences.....                            | ○              | ○              | ○                 | ○                 |
| Realistically, an individual person can do little to bring about changes in our society.....                     | ○              | ○              | ○                 | ○                 |
| College officials have the right to regulate student behavior off campus.....                                    | ○              | ○              | ○                 | ○                 |
| The chief benefit of a college education is that it increases one's earning power.....                           | ○              | ○              | ○                 | ○                 |
| Faculty promotions should be based in part on student evaluations.....   | ○              | ○              | ○                 | ○                 |
| My beliefs and attitudes are similar to those of most other students.....  | ○              | ○              | ○                 | ○                 |
| Student publications should be cleared by college officials.....   | ○              | ○              | ○                 | ○                 |
| Marijuana should be legalized.....   | ○              | ○              | ○                 | ○                 |
| College officials have the right to ban persons with extreme views from speaking on campus.....                  | ○              | ○              | ○                 | ○                 |
| Only volunteers should serve in the armed forces.....  | ○              | ○              | ○                 | ○                 |
| Students from disadvantaged social backgrounds should be given preferential treatment in college admissions..... | ○              | ○              | ○                 | ○                 |
| Most college officials have been too lax in dealing with student protests on campus.....                         | ○              | ○              | ○                 | ○                 |
| Divorce laws should be liberalized.....  | ○              | ○              | ○                 | ○                 |
| Under some conditions, abortions should be legalized.....  | ○              | ○              | ○                 | ○                 |
| There is too much concern in the courts for the rights of criminals.....   | ○              | ○              | ○                 | ○                 |
| Capital punishment (the death penalty) should be abolished.....  | ○              | ○              | ○                 | ○                 |

Please be sure that only three circles have been marked in the above list.



APPENDIX B

Coding Scheme for Collapsed Items

Probable Major Field of Study  
Probable Occupation  
Father's Occupation

Probable Major Field of Study

Collapsed Category	Item Response Alternatives
Agriculture	Agriculture; Forestry
Biological Sciences	Biology (general); Biochemistry; Biophysics; Botany; Zoology; Other Biological Sciences
Business	Accounting; Business Administration; Data Processing; Secretarial Studies; Other Business
Education	Education; Physical Education and Recreation
Engineering	Aeronautical; Civil; Chemical; Electrical; Industrial; Mechanical; Other Engineering
English	English (literature)
Health Professional	Health Technology; Nursing; Pharmacy; Therapy
History and Political Science	History (Arts and Humanities); History (Social Science); Political Science
Humanities (Other)	Language (modern); Language (other); Philosophy; Theology; Other Arts and Humanities
Fine Arts	Architecture; Fine Arts; Journalism; Music; Speech and Drama
Mathematics and Statistics	Mathematics; Statistics
Physical Sciences	Chemistry; Earth Science; Physics; Other Physical Science
Preprofessional	Pre dentistry; Prelaw; Premedical; Preveterinary
Social Sciences	Anthropology; Economics; Psychology; Social Work; Sociology, Other Social Science
Other Fields (Technical)	Other Professional; Communications; Electronics; Industrial Arts; Other Technical
Other Fields (Nontechnical)	Home Economics; Library Science; Military Science; Other Nontechnical
Undecided	Undecided

Probable Occupation

---

---

Collapsed Category	Item Response Alternatives
Artist (including Performer)	Actor or Entertainer; Artist; Interior Decorator; Musician; Writer or Journalist
Businessman	Accountant or Actuary; Business Executive; Business Owner or Proprietor; Business Salesman or Buyer
Clergyman	Clergyman; Clergy (other religious)
College Teacher	College Teacher
Doctor (M.D. or D.D.S.)	Dentist (including orthodontist); Physician
Educator (secondary)	School Counselor; School Principal or Superintendent; Teacher (secondary)
Elementary Teacher	Teacher (elementary)
Engineer	Engineer
Farmer or Forester	Conservationist or Forester; Farmer or Rancher
Health Professional	Dietician or Home Economist; Lab Technician or Hygienist; Optometrist; Pharmacist; Therapist; Veterinarian
Lawyer	Lawyer (attorney)
Nurse	Nurse
Research Scientist	Scientific Researcher
Other Choice	Architect; Business (clerical); Clinical Psychologist; Computer Programmer; Foreign Service Worker; Housewife; Interpreter; Law Enforcement Officer; Military Service; Social Worker; Statistician; Skilled Trades; Other
Undecided	Undecided

---

Father's Occupation

---



---

Collapsed Category	Item Response Alternatives
Artist (including Performer)	Actor or Entertainer; Artist; Interior Decorator; Musician; Writer or Journalist
Businessman	Accountant or Actuary; Business Executive; Business Owner or Proprietor; Business Salesman or Buyer
Clergyman	Clergyman; Clergy (other religious)
College Teacher	College Teacher
Doctor (M.D. or D.D.S.)	Dentist (including orthodontist); Physician
Educator (secondary)	School Counselor; School Principal or Superintendent; Teacher (secondary)
Elementary Teacher	Teacher (elementary)
Engineer	Engineer
Farmer or Forester	Conservationist or Forester; Farmer or Rancher
Health Professional	Dietician or Home Economist; Lab Technician or Hygienist; Optometrist; Pharmacist; Therapist; Veterinarian
Lawyer	Lawyer (attorney)
Research Scientist	Scientific Researcher
Semi-skilled or Unskilled Workers	Semi-skilled Worker; Laborer (unskilled)
Unemployed	Unemployed
Other	Architect; Business (clerical); Clinical Psychologist; Computer Programmer; Foreign Service Worker; Housewife; Interpreter; Law Enforcement Officer; Military Service (career); Nurse; Social Worker; Statistician; Other Occupation

---