

Claremont Colleges Scholarship @ Claremont

Scripps Faculty Publications and Research

Scripps Faculty Scholarship

1-1-2016

Backward Compatibility Effects in Younger and Older Adults

Alan Hartley
Scripps College

François Maquestiaux
Université Bourgogne Franche-Comté

Sara B. Festini
Scripps College

Kathryn Frazier
Scripps College

Patricia J. Krimmer
Scripps College

Recommended Citation

Hartley, A. A., Maquestiaux, F., Festini, S. B., Frazier, K., & Krimmer, P. J. (2016). Backward compatibility effects in younger and older adults. *Attention, Perception, & Performance*, 78, 1337-1350. doi:10.3758/s13414-016-1113-8

This Article - preprint is brought to you for free and open access by the Scripps Faculty Scholarship at Scholarship @ Claremont. It has been accepted for inclusion in Scripps Faculty Publications and Research by an authorized administrator of Scholarship @ Claremont. For more information, please contact scholarship@cuc.claremont.edu.

Attention, Perception, & Psychophysics

Backward Compatibility Effects in Younger and Older Adults

Journal:	<i>Attention, Perception, & Psychophysics</i>
Manuscript ID	PP-ORIG-14-164.R3
Manuscript Type:	Original Manuscript
Date Submitted by the Author:	n/a
Complete List of Authors:	Hartley, Alan; Scripps College, Psychology; Maquestiaux, François; Université Bourgogne Franche-Comté, Département de Psychologie Festini, Sara; University of Texas-Dallas, Psychology Frazier, Kathryn; Clark University, Psychology Krimmer, Patricia
Keywords:	attention and aging, dual task procedures (PRP)

1
2
3
4
5
6
7
8
9
10
11
12
13
14
15
16
17
18
19
20
21
22
23
24
25
26
27
28
29
30
31
32
33
34
35
36
37
38
39
40
41
42
43
44
45
46
47
48
49
50
51
52
53
54
55
56
57
58
59
60

Running Head: BACKWARD COMPATIBILITY EFFECTS

Backward Compatibility Effects in Younger and Older Adults

Alan A. Hartley

Scripps College

François Maquestiaux

Université Bourgogne Franche-Comté

Sara B. Festini, Kathryn Frazier, & Patricia J. Krimmer

Scripps College

Abstract

In many dual-task situations, responses to the second of two tasks are slowed when the time between tasks is short. The response-selection bottleneck model of dual-task performance accounts for this phenomenon by assuming that central processing of the second task is blocked by a bottleneck until central processing of Task 1 is complete. This assumption could be called into question if it could be demonstrated that the response to Task 2 affected the central processing of Task 1, a backward response compatibility effect. Such effects are well-established in younger adults. Backward compatibility effects in older (as well as younger) adults were explored in 2 experiments. The first experiment found clear backward response compatibility effects for younger adults but no evidence of them for older adults. The second experiment explored backward stimulus compatibility and found similar effects in both younger and older adults. Evidence possibly consistent with some pre-bottleneck processing of Task 2 central stages was also found in the second experiment in both age groups. For younger adults the results provide further evidence falsifying the claim of an immutable response selection bottleneck. For older adults the evidence suggested that Task 2 affects Task 1 when there is stimulus compatibility but not when there is response compatibility.

Keywords: Aging, Dual Task, Psychological Refractory Period, Response Selection, Response-selection Bottleneck Model, Parallel Processing, Backward Compatibility Effect

Backward Compatibility Effects in Younger and Older Adults

Under most circumstances, people cannot carry out two tasks at exactly the same time without interference, even when both tasks are very simple. As the temporal overlap between the two tasks increases, the time to carry out the second task increases monotonically. Conversely, in many situations for each additional millisecond that the stimulus of the second task is delayed after the onset of the stimulus of the first task (the stimulus onset asynchrony or SOA), the reaction time (RT) to the second task drops by one millisecond. By contrast, the RT to the first task is largely unaffected by SOA. The slowing of the second task at short SOAs is often called the *psychological refractory period* (PRP) effect by analogy with the time after firing when a neuron is unresponsive to further input (Telford, 1931; Vince, 1948; Welford, 1952). The PRP effect has been replicated in a large number of experiments, thus deserving the status of one of the few laws of contemporary cognitive psychology. Pashler (1994, 1998) provides reviews and overviews of the research and theory (also see Spence, 2008; Tombu & Jolicœur, 2005).

The most successful account of the PRP effect is the response-selection bottleneck (RSB) model, the principal tenet of which is that central processing can be carried out for one and only one task at any particular time. Central processing of one of the tasks must be delayed until central processing of the other task is complete. This leads to the prediction that each millisecond by which the arrival of the second task is delayed will be one millisecond that it will not have to wait for the central processing mechanism to become free. Central processing involves processes of mapping a perceptually-identified stimulus onto an abstract program for the action required by the situation (Fagot & Pashler, 1992). These processes are usually identified as response selection, although this is not intended to rule out the involvement of other

1
2
3
4 subprocesses. Even though central processing is viewed as limited and serial, earlier precentral
5
6 stages (often thought to involve perceptual processes) and later postcentral stages (often thought
7
8 to involve response-execution processes) are assumed to be more or less unlimited and parallel,
9
10 although there may be specific input and output interference in sensory registration streams or
11
12 motor effector streams. It has been demonstrated that versions of capacity-sharing models, in
13
14 which capacity can be allocated flexibly to each of two tasks, can mimic the predictions of the
15
16 RSB (Tombu & Jolicoeur, 2005). The RSB model is, in fact, a special case of a capacity-sharing
17
18 model with 100% of capacity devoted to one task at any one time.
19
20
21

22
23 The principal assumption of the RSB model is that there is a bottleneck such that central
24
25 processing can occur for only one task at a time. Capacity-sharing models allow at least some
26
27 simultaneous processing. One kind of evidence of simultaneous processing would be a
28
29 demonstration that manipulations of Task 2—which is presumably blocked by the bottleneck—
30
31 affected Task-1 processing. In the two experiments reported here we looked for evidence of this
32
33 sort. We then asked, further, whether the evidence was the same in younger and older adults or
34
35 different.
36
37
38

39 40 41 42 43 44 45 46 47 48 49 50 51 52 53 54 55 56 57 58 59 60

EXPERIMENT 1

41
42 The most reliable demonstrations of parallel processing of two tasks come from PRP
43
44 experiments in which there is substantial compatibility between the response in Task 1 (R1) and
45
46 the Task 2 response (R2) (Miller, 2006; Miller & Alderton, 2006; Thomson, Watter, &
47
48 Finkelshtein, 2010; Watter & Logan, 2006). In the simplest case, Watter and Logan (2006) had
49
50 R1 and R2 given by the same fingers of the same hand. They observed that R1 was speeded
51
52 when R2 was identical but that R1 was delayed when R2 was different. The responses need not
53
54 be identical for such effects to occur. For instance, Hommel (1998) found similar effects when
55
56
57
58
59
60

1
2
3
4 R1 and R2 or R1 and S2 could be compatible: when R2 was a vocal response, “left” or “right,”
5
6 and R1 was a manual response, left or right key, and also when the color of S2 matched or did
7
8 not match the color name response given for R1. There is debate about whether such *backward*
9
10 *compatibility effects* are the result of gradually-strengthened episodic connections or are the
11
12 result of the connection of R2 and S1 or R1 by the transient mapping rules held in working
13
14 memory (Ellenbogen & Meiran, 2011; Hommel, 1998; Hommel & Eglau, 2002). Nevertheless,
15
16 it is clear that there is activation of R1 by aspects of Task 2, despite the presumption that
17
18 processing of Task 2 is blocked until the completion of response selection in Task 1. At the
19
20 same time, the response-selection bottleneck must still have been in place because the reaction
21
22 time to Task 2 increased noticeably as SOA shortened in each of the studies mentioned.
23
24
25 According to Hommel (1998), parallel response activation occurs at the same time as serial
26
27 response selection.
28
29
30

31
32 We are aware of only two studies that have examined whether backward compatibility
33
34 effects are affected by advancing age. Grabbe and Allen (2012) explored cross-task
35
36 compatibility effects using an approach different from PRP. In this study, a color stimulus was
37
38 first presented and followed 1300 ms later by an auditory cue to give a manual response
39
40 identifying its color. In the interim, a dot appeared and the participant had to identify the
41
42 direction of motion of the dot also with a manual response. Responses to both tasks were given
43
44 with the same fingers of the same hand. In the critical condition the auditory cue and the moving
45
46 dot appeared simultaneously (that is, the moving dot appeared 1300 ms after the color stimulus).
47
48
49 When both responses were given by the same finger, there was facilitation; when the responses
50
51 were given by different fingers, there was inhibition. Younger and older adults showed the same
52
53 response-response compatibility effects. In the procedure used by Grabbe and Allen, central
54
55
56
57
58
59
60

1
2
3
4 processing of the first, color task would likely have been completed before the cue to give the
5
6 response occurred. Thus the compatibility would have affected only the execution of the
7
8 response or its monitoring. In recent research Allen, Lien, and Jardin (in press) explored
9
10 compatibility effects with emotional stimuli using PRP. Task 1 was to identify a facial
11
12 expression of emotion as happy (positively valenced) or sad (negatively valenced); Task 2 was
13
14 to identify three different sounds, one positively valenced (laugh), one neutral (cork popping),
15
16 and one negatively valenced (scream). They found backward compatibility effects for both
17
18 younger and older adults. RTs on Task 1 were shorter when R1 and R2 were compatible in
19
20 emotional valence and longer when valence was incompatible.
21
22
23

24
25 The purpose of the first experiment reported here was to explore age differences and
26
27 similarities in backward compatibility effects using a method more similar to conventional PRP
28
29 procedures than that used by Grabbe and Allen (2012). In light of the recent report by Allen et
30
31 al. (in press), Experiment 1 further explores backward compatibility effects using the PRP
32
33 procedures similar to those of Hommel (1998). We specifically selected tasks that used different
34
35 response modalities to reduce any greater output interference that older adults might experience
36
37 (Hartley, 2001; Hartley & Maquestiaux, 2007).
38
39
40
41
42
43

44 Method

45 *Participants*

46
47 Twenty-four younger adults (23 female) and 24 older adults (15 female) participated in
48
49 the experiment. The younger adults averaged 20.33 years of age ($SD = 1.28$ years; range, 18 to
50
51 21 years), reported 14.18 years of education ($SD = 1.25$), rated their health at 8.83 ($SD = 1.14$)
52
53 on a 10-point scale with 10 as excellent, and had a median measured visual acuity of 20/25
54
55
56
57
58
59
60

1
2
3
4 (range 20/20 to 20/40). The older adults averaged 76.28 years of age ($SD = 5.80$; range, 67 to 87
5
6 years), reported 16.22 years of education ($SD = 2.59$), rated their health at 8.02 ($SD = 0.94$), and
7
8 had a median measured acuity of 20/34 (range 20/20 to 20/60). All participants had normal color
9
10 vision, by self-report. All participants received a stipend of 10 USD for participation.

11
12
13 Participants were tested at Scripps College.

14 15 *Tasks*

16
17
18 The experimental procedures were controlled by programs written in E Prime (Version
19
20 1.0, Schneider, Eschman, & Zuccolotto, 2002) running on Intel Pentium computers. Manual
21
22 responses were made with button presses on a response box (Serial Response Box Model 200a,
23
24 Psychology Software Tools); vocal responses were sensed by a voice-operated relay in the
25
26 response box via a microphone attached to a microphone stand and positioned close to the
27
28 participant's mouth.
29
30

31
32 *Practice.* There were three components to the practice task. The first was a color task
33
34 that introduced what would become the first task in the dual-task trials. On each trial the letter B
35
36 appeared in gray to signal that a trial was beginning. It subtended 3.63° in height by 3.03° in
37
38 width at an approximate viewing distance of 60 cm. It was centered on the screen of a 19 in.
39
40 (48.26 cm) diagonal black display. After 1000 ms, the color changed to red or green. If the
41
42 color was red, the participant was to press the z key (labeled "RED") at the left of the keyboard
43
44 with the left index finger; if the color was green, the participant was to press the / key (labeled
45
46 "GREEN") at the right of the keyboard with the right index finger. The participant was allowed
47
48 3000 ms to respond. Feedback about correctness was presented for 750 ms. The intertrial
49
50 interval was 3000 ms. Colors appeared equally often, in random sequence. The second
51
52 component of the practice introduced a letter task that would become the second task in the dual-
53
54
55
56
57
58
59
60

1
2
3
4 task trials. Once again, each trial began with the letter B presented in gray. After 1000 ms the B
5
6 was replaced either by the letter “L” or the letter “R,” also in gray. If the letter was L, the
7
8 participant was to say “left” into a microphone placed near the lips. If the letter was R, the
9
10 participant was to say “right.” A clock was started when the L or R was presented and stopped
11
12 when the participant’s voice was sensed. The participant was allowed 3000 ms to respond. If
13
14 the voice was not sensed, a message appeared saying “Could not hear you!” After the response
15
16 or the error message, the experimenter entered the vocal response given and the participant
17
18 received feedback about the correctness of the response for 750 ms. The intertrial interval was
19
20 3000 ms. The two letters appeared equally often, in random sequence. The third component of
21
22 the practice combined the two tasks, namely the color task (Task 1) and the letter task (Task 2),
23
24 using the PRP procedure. Once again, each trial began with a B in gray for 1000 ms, whereupon
25
26 the color changed to either red or green. After an SOA of 50, 150, or 650 ms, the B changed to L
27
28 or R. For each task, 3000 ms were allowed for a response. Feedback about correctness was
29
30 provided for each of the responses for 750 ms. The participant was instructed to respond to the
31
32 color and then the letter, and to respond to both tasks as quickly as possible. They were
33
34 specifically cautioned not to wait to see what the second stimulus was before responding to the
35
36 first. On half of the trials, the responses for the two tasks were compatible, the color red calling
37
38 for a left-hand response paired with the letter L calling for a vocal response of “left” or the color
39
40 green calling for a right-hand response paired with the letter R calling for a response of “right.”
41
42 On the other half of the trials, the responses were incompatible.
43
44
45
46
47
48
49

50
51 *Dual Task.* The experimental, dual-task trials were identical to those in the third
52
53 component of practice except that no feedback was provided.
54

55
56 *Procedure*
57
58
59
60

1
2
3
4 At the outset, informed consent was obtained and demographic information was
5
6 collected. Visual acuity was measured at the end of the session, using a Snellen chart at 20 ft.
7
8 (6.11 m). Next were 24 trials in each of the three components of practice. Within each
9
10 component, stimulus types occurred equally often and were randomly ordered. This was
11
12 followed by six blocks of 24 trials each of the dual task with ad lib rest after each. Each of the
13
14 six types of trials—compatible and incompatible stimuli combined with SOAs of 50, 150, and
15
16 650 ms—occurred four times in each block. The order of stimuli in a block was random.
17
18

20 Results

21
22 We report analyses carried out on data from the experimental dual-task trials; practice
23
24 trials were not analyzed. Analyses of variance (ANOVAs) were carried out on the median
25
26 reaction time (RT) to Task 1 (the color task), the proportion correct on Task 1, the median RT to
27
28 Task 2 (the letter task), and the proportion correct on Task 2 as a function of age group (younger
29
30 or older), response compatibility (Task 1 and Task 2 compatible and incompatible), and SOA
31
32 (50, 150, and 650 ms). Age group was a between-subjects variable and compatibility and SOA
33
34 were within-subjects variables. Median RTs were used to reduce the influence of outlying
35
36 observations. In the cases of effects for which Mauchly's test of sphericity was significant, the
37
38 Greenhouse-Geisser correction was applied and the corresponding probability is reported.
39
40
41
42

43 *Task 1 (Color Identification)*

44
45
46 ANOVA on median Task 1 RT showed significant main effects of age group, $F(1, 46) =$
47
48 $65.49, p < .001, \eta^2 = .59$, of compatibility, $F(1, 46) = 5.04, p = .030, \eta^2 = .10$, and of SOA, $F(2,$
49
50 $92) = 9.04, p = .003, \eta^2 = .16$. Older adults ($M = 1264$ ms, $SE = 60$ ms) were much slower than
51
52 younger adults ($M = 578$ ms, $SE = 60$ ms). Incompatible trials had longer RTs ($M = 935$ ms, SE
53
54 $= 44$ ms) than did compatible trials ($M = 907$ ms, $SE = 42$ ms). Paired comparisons using a
55
56
57
58
59
60

1
2
3
4 Bonferroni correction showed that RTs were shorter at 50 ms ($M = 881$ ms, $SE = 37$ ms) than at
5
6 150 ms ($M = 910$ ms, $SE = 40$ ms) which were, in turn, shorter than at 650 ms ($M = 973$ ms, $SE =$
7
8 54 ms). There was also an interaction of SOA and age group, $F(2, 92) = 12.13$, $p = .001$, $\eta^2 =$
9
10 .21. The interaction of age with compatibility and SOA approached significance, $F(2, 92) =$
11
12 2.76, $p = .072$, $\eta^2 = .06$.

13
14
15 The central questions are whether a backward compatibility effect occurred and, if so,
16
17 whether it was similar or different for younger and older adults. The answers to these questions
18
19 are reflected in the three-way interaction, so it was decomposed even though it did not reach
20
21 conventional significance. Younger adults, shown in Figure 1a, showed a significant effect of
22
23 compatibility, $F(1, 23) = 7.76$, $p = .010$, and a significant interaction of compatibility and SOA,
24
25 $F(2, 46) = 8.42$, $p = .002$. By contrast, older adults, shown in Figure 1b, showed only a
26
27 significant effect of SOA, $F(2, 46) = 14.09$, $p < .001$, with RTs increasing monotonically with
28
29 SOA. T tests were used to compare incompatible and compatible RTs at 50, 150, and 650 ms
30
31 SOA for younger and older adults separately. For younger adults incompatible and compatible
32
33 RTs differed significantly at 50 ms, $t(23) = 4.42$, $p < .001$, with a mean difference of 60 ms ($SE =$
34
35 14 ms). The difference at 150 ms was nonsignificant, $t(23) = 1.77$, $p = .091$, with a mean
36
37 difference of 22 ms ($SE = 12$ ms), as was the difference at 650 ms, $t(23) = 0.26$, $p = .80$, with a
38
39 difference of 3 ms ($SE = 13$ ms). For older adults, none of the differences approached
40
41 significance ($p > .36$) although at 50 ms SOA the difference was 27 ms ($SE = 30$ ms). This was
42
43 not significantly different from the younger adult mean of 60 ms, $t(46) = 1.01$, $p = .320$.

44
45
46 ANOVA on the proportion of correct responses to Task 1 showed a main effect of age
47
48 group, $F(1, 46) = 4.63$, $p = .037$, $\eta^2 = .09$, and of compatibility, $F(1, 46) = 4.23$, $p = .045$, $\eta^2 =$
49
50 .08. Younger adults ($M = .97$, $SE = .01$) were more accurate than older adults ($M = .95$, $SE =$
51
52
53
54
55
56
57
58
59
60

1
2
3
4 .01). Accuracy was higher with compatible stimuli ($M = .97$, $SE = .01$) than with incompatible
5
6 stimuli ($M = .96$, $SE = .01$). There was also a significant interaction of age group and SOA, $F(2,$
7
8 $92) = 4.82$, $p = .012$, $\eta^2 = .10$. For younger adults the proportion correct increased from 50 ms
9
10 ($M = .96$, $SE = .01$) to 150 and 650 ms (for both $M = .97$, $SE = .01$); for older adults the
11
12 proportion correct decreased from 50 ms ($M = .96$, $SE = .01$) to 150 and 650 ms (for both $M =$
13
14 $.95$, $SE = .01$).

15 16 17 18 *Task 2 (Letter Identification)*

19
20 ANOVA of median RTs to Task 2 showed significant main effects of age group, $F(1, 46)$
21
22 $= 17.60$, $p < .001$, $\eta^2 = .28$, and of SOA, $F(2, 92) = 164.69$, $p < .001$, $\eta^2 = .78$. RTs for older
23
24 adults ($M = 1273$ ms, $SE = 61$ ms) were considerably longer than for younger adults ($M = 908$
25
26 ms, $SE = 61$ ms). Paired comparisons for SOA showed a classic PRP effect with RTs longer at
27
28 50 ms ($M = 1226$ ms, $SE = 46$ ms) than at 150 ms ($M = 1158$ ms, $SE = 46$ ms) which in turn were
29
30 longer than at 650 ms ($M = 888$ ms, $SE = 42$ ms). The interaction of age group and SOA was not
31
32 significant, $F(2, 92) = 2.69$, $p = .097$, $\eta^2 = .06$. The PRP effect ($RT_{50} - RT_{650}$) was numerically
33
34 smaller in the older adults ($M = 292$ ms) than in the younger adults ($M = 383$ ms). There were
35
36 significant interactions of compatibility and SOA, $F(2, 92) = 6.81$, $p = .002$, $\eta^2 = .13$, and of age
37
38 group with compatibility and SOA, $F(2, 92) = 3.79$, $p = .027$, $\eta^2 = .08$. The three-way
39
40 interaction is shown in Figure 2. Decomposition of the three-way interaction showed, for the
41
42 younger adults, significant effects of compatibility, $F(1, 46) = 9.67$, $p = .005$, SOA, $F(2, 92) =$
43
44 154.01 , $p < .001$, and of the interaction of compatibility and SOA, $F(2, 92) = 12.07$, $p < .001$.
45
46 For the older adults, the only significant effect was SOA, $F(1, 46) = 48.37$, $p < .001$.
47
48 Comparisons of incompatible and compatible RTs at each SOA for the younger adults showed
49
50 that the difference was significant at 50 ms, with a mean difference of 75 ms ($SE = 18$ ms), $t(23)$
51
52
53
54
55
56
57
58
59
60

1
2
3
4 = 4.25, $p < .001$, and at 150 ms, with a mean difference of 34 ms ($SE = 14$ ms), $t(23) = 2.44$, $p =$
5
6 .023, but not at 650 ms, with a mean difference of -18 ms ($SE = 12$ ms), $t(23) = -1.53$, $p = .14$.

7
8 There were no significant differences for older adults.

9
10
11 Analysis of the proportion correct on Task 2 showed only a significant main effect of age
12
13 group, $F(1, 46) = 25.88$, $p < .001$, $\eta^2 = .36$, with accuracy slightly higher for younger adults ($M =$
14
15 .995, $SE = .002$) than for older adults ($M = .980$, $SE = .002$).

16 17 Discussion

18
19
20 For the younger adults, there were clear backward compatibility effects. At the shortest
21
22 SOA, 50 ms, compatibility of the Task 1 response with the Task 2 response shortened Task-1
23
24 RTs relative to incompatible conditions. There was a smaller, nonsignificant effect at 150 ms
25
26 SOA and almost no effect at the longest SOA, 650 ms. The RSB model predicts that any
27
28 manipulation that affects Task 1 precentral or central processing—such as the compatibility
29
30 effects here—will carry over onto the RT to Task 2 (see Pashler, 1994, Principle 1). If a
31
32 manipulation adds, for example, 50 ms to the processing of Task 1, then Task 2 must also wait
33
34 those additional 50 ms at short SOAs. At long SOAs, however, Task 2 does not have to wait for
35
36 the bottleneck to open because Task 1 central processing would be complete and the Task 1
37
38 manipulation should have no effect on Task 2. The result of the Task 1 carryover would be an
39
40 overadditive interaction in Task 2 RT such that the effects are greatest at short SOAs. Such a
41
42 carryover was observed in the younger adults. Here the mean difference between compatible
43
44 and incompatible RTs on Task 1 was 75 ms at 50 ms SOA; the difference for Task 2 was 60 ms.

45
46
47 The pattern of results for older adults was unclear. The difference between compatible
48
49 and incompatible conditions at the shortest SOA (27 ms) did not differ significantly from zero.
50
51 Nevertheless, it was not significantly different from the difference for younger adults (60 ms).

52
53
54
55
56
57
58
59
60

1
2
3
4 On one hand there may, indeed, be no backward compatibility effect for older adults or, on the
5
6 other hand, there may be a real effect but one that is smaller than that observed in younger adults
7
8 with the reliability of the effects obscured by relatively small sample sizes and large variability.
9
10 We will return to this issue shortly. Absent a significant backward compatibility effect, there
11
12 was no reason to expect a carryover effect onto Task 2 RTs, and none was seen. There was a
13
14 PRP effect with RTs to Task 2 at 50 ms SOA slower by 292 ms than at 650 ms. There were two
15
16 anomalous features to the results for the older adults. First, Task 1 RTs increased by 199 ms
17
18 from 50 ms SOA to 650 ms SOA. For younger adults, Task 1 RTs were unaffected by SOA,
19
20 averaging across compatible and incompatible conditions. For older adults it may have been
21
22 disruptive for the second stimulus to arrive about the time execution of the first response was
23
24 commencing. Second, the PRP effect was actually smaller in older adults (292 ms) than in
25
26 younger adults (383 ms). The average reaction time for older adults with an SOA of 650 ms was
27
28 1427 ms. Thus on many trials participants would still have been actively engaged in processing
29
30 Task 1 at the onset of Task 2. This would lead to a substantial underestimation of the true PRP
31
32 effect in older adults.
33
34
35
36
37
38

39 The slowing of Task-1 RTs with increasing SOA and the absence of compatibility effects
40
41 in the older adults could reflect *response grouping*, in which the response to the first task is
42
43 delayed until the second task is processed. We identified seven older adults who could have
44
45 been grouping responses based on very short inter-response intervals and on frequent instances
46
47 of giving the response to Task 2 before that to Task 1. We determined IRI as the difference
48
49 between the time stamp for R2 and the time stamp for R1. Mean IRIs less than 150 ms were
50
51 considered very short and negative mean IRIs were considered to indicate reversed responding.
52
53
54
55 We repeated the analyses of Task 1 RTs with these individuals removed. In the reanalysis, there
56
57
58
59
60

1
2
3
4 were significant main effects of age group, $F(1,39) = 46.78, p < .001, \eta^2 = .54$, compatibility,
5
6 $F(1,39) = 5.26, p = .027, \eta^2 = .12$, and SOA, $F(2,78) = 3.37, p = .050, \eta^2 = .08$. There were
7
8 significant interactions of age group and SOA, $F(2,78) = 4.28, p = .027, \eta^2 = .10$, and of age
9
10 group, compatibility, and SOA, $F(2,78) = 4.40, p = .019, \eta^2 = .10$. Testing whether the observed
11
12 backward compatibility effects ($RT_{\text{INCOMPATIBLE}} - RT_{\text{COMPATIBLE}}$) were significantly greater than
13
14 zero, the results for younger adults were, of course, unchanged from the original analysis. For
15
16 the older adults, the differences from zero were nonsignificant at 50 ms SOA ($M = -13$ ms, $SE =$
17
18 31 ms), 150 ms SOA ($M = -21$ ms, $SE = 43$ ms), and 650 ms SOA ($M = 26$ ms, $SE = 35$ ms).
19
20 Comparing the compatibility effects for younger and older adults, they were significantly greater
21
22 for younger adults than for older adults at 50 ms SOA, $t(39) = 2.41, p = .021$, but not at 150 ms
23
24 SOA, $t(39) = 1.09, p = .091$, or 650 ms SOA, $t(39) = -.90, p = .799$. In Task 2 the pattern of
25
26 results was unchanged. With response grouping taken into account the results are consistent
27
28 with the interpretation that a backward compatibility effect was found in the younger adults but
29
30 not in the older adults.
31
32
33
34
35
36

37
38 Grabbe and Allen (2012) and Allen et al. (in press) found backward compatibility effects
39
40 of equivalent magnitude in younger and older adults. We did not find a backward compatibility
41
42 effect in older adults. We did find it in younger adults, contrary to any claim that our
43
44 manipulation was simply too weak to produce an effect. A simple but not helpful explanation
45
46 for the difference in findings is that older adults show backward compatibility effects in some
47
48 situations but not in others. Grabbe and Allen may have seen the effects of residual motor
49
50 effector activation as the same fingers of the same hand were used for responding to the two
51
52 tasks. The stimuli used by Allen et al. which have naturally meaningful emotional significance
53
54 may have evoked parallel processing whereas the stimuli used here, which are given meaning
55
56
57
58
59
60

1
2
3
4 only by experimental instructions, did not. These are not parsimonious explanations. That will
5
6 have to await the accumulation of more evidence about when older adults show backward
7
8 compatibility effects and when they do not.
9

10 11 EXPERIMENT 2

12
13 In Experiment 1 we found evidence of a backward compatibility effect between
14
15 responses in younger adults but not in older adults. In Experiment 2 we explored compatibility
16
17 between the stimuli for the two tasks, as did Grabbe and Allen (2012). We made use of the
18
19 Stroop (1935) effect which evidences very strong, automatic associations between color names
20
21 and colored stimuli. Aside from a general slowing, there are no age-related differences in the
22
23 Stroop effect (Verhaeghen, 2014). In Experiment 2 Task 1 was to identify the color of a patch
24
25 by saying the color name. The stimuli for Task 2 were color names that were either congruent or
26
27 incongruent with the Task 1 color or they were color-irrelevant, neutral words. To simplify
28
29 responding, the actual task was to identify by a button press the first letter of the word. We
30
31 expected that the Task 2 words would be read automatically as soon as they appeared (cf.
32
33 Wheeler, 1970). Concerning Task 1, then, we expected that with a short SOA (a high task
34
35 overlap) the color word would have a backward compatibility effect on the naming of the color.
36
37 Task 1 color naming should be speeded by congruent Task-2 color words but should be slowed
38
39 by incongruent Task-2 color words. If automaticity of reading is stronger in older than in
40
41 younger adults, we might expect to see larger effects in the older adults.
42
43
44
45
46
47

48
49 As a result of Experiment 1, we expanded the instructions not to group responses. We
50
51 also increased the number of SOAs to allow a more fine-grained analysis of compatibility
52
53 effects. The amount of practice was also increased.
54

55 56 Method

57
58
59
60

Participants

The participants were 37 undergraduate younger-adult volunteers (23 female) and 24 older-adult volunteers (12 female) from the local community. The younger adults averaged 19.71 years of age ($SD = 1.15$ years); they reported an average of 13.86 years of education ($SD = 0.88$ years); the mean rating of health was 8.38 ($SD = 1.35$) on a 10-point scale on which 10 was Excellent; their median Snellen visual acuity was 20/22 (range 20/15 to 20/40). The older adults averaged 76.54 years of age ($SD = 7.80$ years); they reported an average of 16.81 years of education ($SD = 2.68$ years); they rated their health 8.38 ($SD = 1.29$) on the 10-point scale; their median Snellen visual acuity was 20/34 (range, 20/20 to 20/60). All the participants received a stipend of 15 USD. They were screened for color blindness by self-report. Data from two individuals reporting color blindness were not included in the analysis. Participants were tested at Scripps College.

Tasks

Task 1 (Color Identification). Each trial in the color identification task began with a dark screen with a white outline rectangle at the center of the display, presented for 1,000 ms. At an approximate viewing distance of 60 cm, the outline rectangle subtended 16.70° in width by 5.24° in height. After a fixed foreperiod of 1000 ms, the white outline rectangle was filled with a color that was either red, green, blue, or purple (the background remained dark). The participant was instructed to respond as quickly and accurately as possible by speaking the name of the color. Latency was determined from the onset of the color until a vocal response was sensed. After the verbal response was sensed, at the end of the trial, the participant was probed to identify the verbal response that had been given by pressing a key on the computer keyboard with the left hand. If no voice response was sensed, the message "No voice response detected" was displayed

1
2
3
4 for 750 ms. If a response was sensed, the next screen provided feedback about the correctness of
5
6 the reported response for 1,000 ms. The colors were randomized across trials.
7

8 *Task 2 (Letter Identification).* Each trial in the letter identification task began with a dark
9
10 screen with a rectangle, 16.70° by 5.24° , outlined in white and filled with gray, at the center of
11
12 the display, for 1,000 ms. After the fixed foreperiod, a word in white was superimposed on the
13
14 gray outline rectangle. The word was either a word drawn from a set of color words (*red, green,*
15
16 *blue, purple*) or from a set of color-unrelated words (*rap, grasp, bolt, pursue*). The participant
17
18 was instructed to respond as quickly and accurately as possible by pressing a button on a
19
20 response box corresponding to the first letter of the word, *r, g, b, or p* (using fingers of their right
21
22 hand). Labels were placed above the buttons. Following the response, the correctness of the
23
24 response was signaled for 1,000 ms. The words were randomized across trials.
25
26
27
28

29
30 *Dual Task.* Each dual-task trial began with a dark screen with a white outline rectangle,
31
32 16.70° by 5.24° , presented at the center of the display for 1,000 ms. After the fixed foreperiod,
33
34 the outline rectangle was filled with one of the colors used in the Color Identification task. After
35
36 a stimulus-onset asynchrony (SOA) randomly drawn from the set of 50, 100, 150, 200, 400, 600,
37
38 and 1000 ms, one of the words from the Letter Identification task was superimposed, in white, on
39
40 the colored rectangle. The participant was instructed to respond verbally to the color as in the
41
42 Color Identification task and manually to the first letter of the word as in the Letter Identification
43
44 task. The instructions were to respond as quickly as possible, first to the color and then to the
45
46 letter, but without sacrificing accuracy and not to group responses. No feedback was provided.
47
48
49 For each task, 3000 ms from the onset of the stimulus was allowed for a response. The
50
51 combinations of color, SOA, and word were randomized across trials, with the result that the
52
53 words could be categorized as color words that were congruent with the color of the filled
54
55
56
57
58
59
60

1
2
3
4 rectangle, color words that were incongruent, or non-color words unrelated to the color of the
5
6 filled rectangle (neutral condition).
7

8 9 *Procedure*

10
11 After the tasks were explained, the participant first completed a practice session
12
13 comprising three blocks with feedback on each trial: 48 trials of the Color Identification task
14
15 only, 48 trials of the Letter Identification task only, and 48 dual task trials. Next the participant
16
17 completed six blocks of 48 experimental dual task trials without feedback, with *ad lib* rest after
18
19 each block. The intertrial interval throughout was 1,000 ms. Information on year of birth,
20
21 education, and self-rated health status was collected and Snellen visual acuity was measured after
22
23 the experimental blocks.
24
25
26

27 28 *Results*

29
30 Analyses of variance (ANOVAs) were carried out on median dual task RTs for both tasks
31
32 for trials on which both responses were correct and on the proportion correct. Age group
33
34 (younger or older) was a between-subjects variable; word type (congruent, incongruent, and
35
36 unrelated) and SOA (50, 100, 150, 200, 400, 600, and 1000 ms) were within-subjects variables.
37
38

39
40 *Task 1 (Color Identification).* Means of the median Task 1 RTs are shown in Figure 3a
41
42 for each word type and SOA for each age group. There were significant main effects of age
43
44 group, $F(1, 59) = 21.39, p < .001, \eta^2 = 0.27$, and word type, $F(2, 118) = 12.84, p = .001,$
45
46 $\eta^2_{PARTIAL} = 0.18$. RTs were shorter for younger adults ($M = 761$ ms, $SE = 44$ ms) than for older
47
48 adults ($M = 1085$ ms, $SE = 55$ ms). RTs were slowest when the Task 2 word was incongruent
49
50 with the color on Task 1 ($M = 955$ ms, $SE = 36$ ms), intermediate when the word was color-
51
52 neutral ($M = 920$ ms, $SE = 35$ ms), and fastest when the word was congruent with the color ($M =$
53
54 894 ms, $SE = 36$ ms). Color identification RT was not affected by SOA, $F(6, 354) = 0.90, p =$
55
56
57
58
59
60

1
2
3
4 .492, $\eta^2 = 0.02$. The interaction of word type and SOA approached significance, $F(12, 708) =$
5
6 1.91, $p = .084$, $\eta^2 = 0.03$. Examination of the simple main effects of word type at each SOA
7
8 showed significant effects at SOAs of 50, 100, 150 and 200 ms (F s with $df = 2, 118$,
9
10 respectively, 14.29, 6.60, 6.96, 5.10; $ps < .008$). Effects were not significant for SOAs of 400,
11
12 600, or 1000 (F s < 1). The interaction of age group with word type and SOA did not approach
13
14 significance, $F(14, 826) = 1.06$, $p = .376$, $\eta^2 = 0.02$. Consistent with the nonsignificant three-
15
16 way interaction, the mean difference between incongruent and congruent conditions for SOAs
17
18 from 50 to 200 ms was comparable: 92 ms for the younger adults and 107 ms for the older
19
20 adults.
21
22
23
24

25 *Task 2 (Letter Identification)*. Mean RTs are shown in Figure 3b. ANOVA with the
26
27 same factors as for the analysis of the Color Identification task showed significant main effects
28
29 of age group, $F(1, 59) = 80.75$, $p < .001$, $\eta^2 = 0.58$, word type, $F(2, 118) = 74.60$, $p < .001$, $\eta^2 =$
30
31 0.56, and SOA, $F(7, 354) = 167.32$, $p < .001$, $\eta^2 = 0.74$. Younger adults ($M = 1158$ ms, $SE = 56$
32
33 ms) were overall faster than older adults ($M = 1965$ ms, $SE = 70$ ms). Color-congruent trials (M
34
35 = 1455 ms, $SE = 45$ ms) were faster than color-neutral trials ($M = 1579$ ms, $SE = 46$ ms) which
36
37 were in turn faster than color-incongruent trials ($M = 1650$, $SE = 46$ ms). RTs decreased
38
39 monotonically with SOA from 50 ms ($M = 1803$ ms, $SE = 47$ ms) to 1000 ms ($M = 1241$ ms, SE
40
41 = 44 ms), a PRP effect ($RT_{50} - RT_{1000}$) of 562 ms. The interaction of age group and SOA was not
42
43 significant, $F(6, 354) = 1.56$, $p = .158$, $\eta^2 = 0.03$. The PRP effect was numerically but not
44
45 statistically larger for younger adults ($M = 584$ ms) than for older adults ($M = 540$ ms). Because
46
47 the mean Task 1 RT for older adults was longer than the longest SOA, the PRP effect might be
48
49 underestimated. There was a significant interaction of word type and SOA, $F(12, 708) = 2.58$, p
50
51 = .002, $\eta^2 = 0.04$. To explore this interaction, we calculated the simple main effect of word type
52
53
54
55
56
57
58
59
60

1
2
3
4 at each SOA. These were significant from 50 ms SOA through 400 ms SOA with the largest F s
5
6 (2, 118) of 25.02 at 50 ms SOA and 32.75 at 100 ms SOA. From a different perspective, the
7
8 difference between incongruent and congruent RTs ($RT_{\text{INCONGRUENT}} - RT_{\text{CONGRUENT}}$) was larger
9
10 for SOAs of 50 (281 ms), 100 (293 ms), 150 (222 ms) and 200 (197 ms) than for SOAs of 600
11
12 (69 ms) and 1000 (136 ms). The interaction of word type and SOA with age group was not
13
14 significant, $F(12, 708) = 0.76, p = .694, \eta^2 = 0.01$.

15
16
17
18 *Proportion Correct.* ANOVA on the proportion of correct responses in the Color
19
20 Identification task (Task 1) produced a significant effect of age group, $F(1, 60) = 9.51, p = .003,$
21
22 $\eta^2 = 0.14$, with younger adults significantly more likely to respond correctly ($M = 0.99, SE =$
23
24 0.01) than older adults ($M = 0.93, SE = 0.02$). ANOVA on the proportion of correct responses in
25
26 the Letter Identification task (Task 2) showed a significant main effect of word type, $F(2, 120) =$
27
28 $23.40, p < .001, \eta^2 = 0.28$, with accuracy higher for color-congruent trials ($M = 0.99, SE = 0.002$)
29
30 and for color-neutral trials ($M = 0.98, SE = 0.004$) than for color-incongruent trials ($M = 0.95, SE$
31
32 $= 0.008$). Although the main effect of age group was not significant, $F(1, 60) = 3.47, p = .538,$
33
34 $\eta^2 = 0.05$, there was a significant interaction of age group and word type, $F(2, 120) = 6.19, p =$
35
36 $.011, \eta^2 = 0.09$. The interaction occurred because older adults ($M = 0.93, SE = 0.02$) were
37
38 significantly less accurate than younger adults ($M = 0.97, SE = 0.01$) for color-incongruent trials
39
40 whereas there were no age differences for color-congruent or color-unrelated words.
41
42
43
44
45

46 47 *Task 1 Carryover*

48
49 As we noted in the Discussion of Experiment 1, the RSB model predicts that any
50
51 manipulation that affects Task 1 precentral or central processing—such as the Stroop effects
52
53 here—will carry over onto the RT to Task 2. A question then is whether at short SOAs, the
54
55 effects of color-word congruency on Task 2 were any larger than what would be predicted by the
56
57
58
59
60

1
2
3
4 carryover from Task 1, that is whether the overadditive interaction is larger than would be
5
6 expected from the carryover of the congruency effect from Task 1 alone. To address this
7
8 question, we calculated the effects for congruent combinations (*congruency effect*, $RT_{\text{NEUTRAL}} -$
9
10 $RT_{\text{CONGRUENT}}$) and for incongruent combinations (*incongruency effect*, $RT_{\text{INCONGRUENT}} -$
11
12 RT_{NEUTRAL}) both for Task 1 and Task 2 for SOAs from 50 to 200 ms (i.e., the SOAs for which
13
14 the average congruency effects were large). We then carried out an ANOVA on the difference
15
16 between the Task 2 and Task 1 effects (see Thomson & Watter, 2013, for a similar approach).
17
18 There were no significant effects: There was no effect of age group, of type of effect
19
20 (congruency or incongruency), or of SOA, and no interactions of those factors. The overall
21
22 difference ($M = 74$ ms, $SE = 10$ ms), however, was significantly greater than zero, $F(1, 59) =$
23
24 54.69 , $p < .001$. That is, the Task 2 congruency and incongruency effects were significantly
25
26 larger than would be predicted from Task 1 carryover alone.
27
28
29
30
31

32 Discussion

33 34 *Effects on Task 1*

35
36 In contrast to Experiment 1 in which younger but not older adults showed backward
37
38 response compatibility effects, in Experiment 2 both age groups showed backward stimulus
39
40 compatibility effects, effects that did not differ in size. This shows that reading the words
41
42 comprising the Task 2 stimulus could proceed in parallel with Task 1 processing. The finding is
43
44 at odds with that of Grabbe and Allen (2012) who did not find stimulus compatibility effects, a
45
46 fact to which we will return in the General Discussion.
47
48
49

50 51 *Effects on Task 2*

52
53 There was an interaction of congruity effects with SOA in Task 2 RTs. Moreover, the
54
55 effects were larger than would be predicted if they were simply the result of carry-over of the
56
57
58
59
60

1
2
3 effects of congruity on Task 1. This raises the question of whether the larger effects might
4
5 reflect the presence of simultaneous processing, processing of the central stage of Task 2 before
6
7 central processing of Task 1 was complete. To put this possibility in perspective, we need to
8
9 review evidence suggestive of simultaneous processing.
10
11

12
13 One class of situations in which some have argued that simultaneous processing or at
14
15 least partial bottleneck bypass is possible is that of tasks involving word reading, such as
16
17 phoneme judgment, word recognition, and lexical decision tasks (Allen et al., 2002; Cleland,
18
19 Gaskell, Quinlan, & Tamminen, 2006; Gaskell, Quinlan, Tamminen, & Cleland, 2008; Lien et
20
21 al., 2006; Rabovsky, Álvarez, Hohlfeld, & Sommer, 2008). For most adults, reading is an easy
22
23 and an extremely well-practiced task, so much so that it might be thought of as nearly reflexive
24
25 or automatic. The hundreds of demonstrations of the Stroop (1935) phenomenon, in which the
26
27 presence of an irrelevant color word facilitates or interferes with the naming of a displayed color,
28
29 confirm this (MacLeod, 1991). If the second of two tasks involves or can be facilitated by
30
31 reading, can central processing on that task begin before central processing on the first task is
32
33 complete or must it wait until the central bottleneck has cleared? To address this question,
34
35 McCann, Remington, and Van Selst (2000) gave a pitch discrimination as the first task and a
36
37 lexical decision or word naming task as the second task with SOAs between the tasks of 100 to
38
39 800 ms. High frequency words were responded to more quickly than low frequency words but
40
41 this slowing combined additively with the slowing due to decreasing SOA. They interpreted this
42
43 result to mean that the effect of word frequency, and therefore the effects of visual word
44
45 processing generally, must come after the RSB (see also Pashler, 1994, Principle 4).
46
47
48
49
50
51
52

53
54 Subsequent experiments have obtained different results (Allen et al., 2002; Cleland et al.,
55
56 2006; Gaskell et al., 2008; Lien et al., 2006; Rabovsky et al., 2008), reporting instead that the
57
58
59
60

1
2
3
4 effects due to word reading are smaller at very short SOAs than they are at long SOAs, at which
5
6 there should be little interference between the tasks. For example, in a lexical decision task, high
7
8 and low frequency words are identified as words faster than nonsense strings are identified as
9
10 nonwords, but the difference between high and low frequency words was smaller at short SOAs
11
12 than at long SOAs (Allen et al., 2002; Cleland et al., 2006; Lien et al., 2006; Rabovsky et al.,
13
14 2008). That is, there was an underadditive interaction with RTs for high and low frequency
15
16 words converging with decreasing SOA. Ruthruff, Allen, Lien, and Grabbe (2008) found that
17
18 good readers showed this interaction whereas poor readers did not. McCann et al. (2000) had
19
20 found some evidence for underadditivity but discounted it. The RSB model postulates three
21
22 stages: an early, precentral perceptual stage (labeled P in Figures 4 and 5), a central-processing
23
24 stage (C), and a late, postcentral response-execution stage (R). Underadditive effects are a
25
26 signature in the RSB model of Task 2 precentral, perceptual processes being carried out in
27
28 parallel with Task 1 precentral or central processing (see Pashler, 1994, Principle 3). It is a
29
30 correct inference that the presence of an underadditive interaction means that some aspects of
31
32 reading of the word (Task 2) must have taken place at the same time as the precentral or central
33
34 stages of processing of Task 1. Some aspects of word reading must be automatic in the sense
35
36 that they are not subject to the capacity limitations imposed by the central response-selection
37
38 bottleneck. Are those central aspects of Task 2 processing or are they precentral?
39
40
41
42
43
44
45

46 If we suppose that some aspects of a task such as word reading can avoid the bottleneck,
47
48 then there are two possibilities or cases. Case 1 is that those aspects are part of perceptual
49
50 processing; Case 2, which we will describe next, is that those aspects are part of central
51
52 processing. The model for Case 1 is shown in Figure 4. Our example concerns low frequency
53
54 and high frequency words but the conclusions generalize to any situation in which there are
55
56
57
58
59
60

1
2
3
4 harder and easier conditions. For consistency, we have called the two conditions harder and
5
6 easier in Figures 4, 5, and 6. The predicted results from this model are shown in the left panel of
7
8 Figure 6. Because of the cognitive slack (McCann & Johnston, 1992), while Task 2 is waiting
9
10 for the central processor to become available, the effect of word frequency is wholly or partially
11
12 absorbed at short SOAs but remains at long SOAs. This is seen as an underadditive interaction
13
14 of word frequency and SOA with the differences between harder and easier conditions narrowing
15
16 as SOA decreases. This is precisely what was seen in the experiments summarized above.
17
18
19

20 An alternative scenario is that central processing in the two tasks can overlap, which we
21
22 call Case 2. The model for Case 2 in which the aspects of processing that can escape the
23
24 bottleneck are part of central processing is shown in Figure 5. Here central processing of Task 2
25
26 begins before central processing of Task 1 is complete and processing of the easier condition
27
28 (e.g., congruent conditions) begins earlier than that of the harder condition (e.g., incongruent
29
30 conditions). The predicted results for this model are shown in the right panel of Figure 6. Here
31
32 the overadditive interaction is such that the difference between harder and easier conditions
33
34 increases with decreasing SOA. There is evidence consistent with Case 2. Pashler, Carrier, and
35
36 Hoffman (1993) found that when Task 2 required a saccade to a peripherally-appearing target,
37
38 PRP effects were greatly reduced relative to a condition in which a central cue indicated the
39
40 location of a peripheral target. Hartley, Seaman, and Maquestiaux (2015) confirmed this finding
41
42 and showed that it was true for older adults as well. Hartley et al. further showed the same result
43
44 in both age groups when Task 2 required a body tilt in the direction of a peripheral target. In
45
46 each of these experiments there was still a small but significant PRP effect, indicating that some
47
48 part of Task 2 processing still proceeded serially. The procedures of Pashler et al. and Hartley et
49
50 al., arguably, involved some natural connection between the Task 2 stimulus and response, what
51
52
53
54
55
56
57
58
59
60

1
2
3
4 Greenwald (1972; Greenwald & Shulman, 1973) has termed *ideomotor compatibility*. Ideomotor
5
6 compatibility is a special case of stimulus-response compatibility in which “a stimulus
7
8 corresponds to sensory feedback from its required response” (Greenwald, 1972, p. 52), as for
9
10 example when the required response is to say “right” in response to the auditorily-presented
11
12 stimulus “right.”
13

14
15
16
17
18
19
20
21
22
23
24
25
26
27
28
29
30
31
32
33
34
35
36
37
38
39
40
41
42
43
44
45
46
47
48
49
50
51
52
53
54
55
56
57
58
59
60

There has been considerable debate about whether ideomotor compatible tasks can completely bypass the response-selection bottleneck, leading to apparently perfectly parallel processing (Greenwald, 2003, 2004, 2005; Lien, Proctor, and Allen, 2002; Lien, Proctor, & Ruthruff, 2003; Lien, McCann, Ruthruff, & Proctor, 2005) but there is no disagreement that they result in smaller PRP effects than non-ideomotor compatible tasks. The important point is that in Experiment 2, Task 2 stimuli and responses were not ideomotor compatible. There is no natural connection between a word and pressing an arbitrarily-assigned key to identify the first letter.

Lien et al. (2005) proposed a model equivalent to Case 2, the *engage-bottleneck-later model*, in which an early substage of response selection can proceed before the bottleneck is released. This model was an attempt to explain PRP effects that were smaller than predicted by the standard response selection bottleneck model when the stimuli and responses on Task 2 were ideomotor compatible.

We can conclude from this review that the results for Task 2 RTs in Experiment 2 were consistent with Case 2, but not with Case 1. This would lead us to conclude that central processing in Task 2 was not fully postponed until central processing of Task 1 was complete. There is, however, a competing explanation. Suppose that central processing of Task 2 is fully postponed until central processing of Task 1 is complete. Suppose also, though, that activation of R1 persists for a short time. At short SOAs, the argument goes, the activation of R1 could

1
2
3
4 lead directly to the activation of R2, even though central processing was completely separate. A
5
6 difficulty with this explanation is that R1 is to name a color whereas R2 is quite different, to
7
8 press a key corresponding to the first letter of S2. However, we could assume that the activation
9
10 of R1 speeds or slows the processing of the word and that affects the response selection for the
11
12 letter. But that, in fact, would mean that the activation of R1 was affecting central processing—
13
14 response selection—of Task 2. Our tentative conclusion then is that the results for Task 2 in
15
16 Experiment 2 were consistent with some simultaneous central processing of the two tasks. It is
17
18 important to emphasize that the only evidence for parallel processing is that the effect of
19
20 congruity was 74 ms larger than predicted by carryover from Task 1. This one piece of possible
21
22 evidence for partial bypass of the response-selection bottleneck is very different from the
23
24 apparently complete bypass seen in younger adults given very extensive training (e.g.,
25
26 Maquestiaux, Laguë-Beauvais, Ruthruff, & Bherer, 2008; Ruthruff, Van Selst, Johnston, &
27
28 Remington, 2006).

GENERAL DISCUSSION

Backward Compatibility Effects

36
37
38 We found backward response -compatibility effects in younger but not older adults in
39
40 Experiment 1; we found similar backward stimulus-compatibility effects in both age groups in
41
42 Experiment 2. Grabbe and Allen (2012) and Allen et al. (in press) both found backward
43
44 compatibility effects in older adults with manipulations of the compatibility of R2 and R1. As we
45
46 have noted, understanding the source of the difference in results will require further research.
47
48
49

50
51 In Experiment 2 of Grabbe and Allen (2012) S2—a dot whose direction of movement had
52
53 to be discriminated—was either in the same color as S1 (compatible stimulus) or a different
54
55 color (incompatible stimulus). Task 1 was to discriminate the color of the stimulus. However,
56
57
58
59
60

1
2
3 participants had 1300 ms in which to process Task 1 before the onset of S2. Quite possibly R1
4
5 was fully selected and loaded for execution before the arrival of S2 so that competing
6
7 information might have no effect. The procedures of their Experiment 2 are not readily
8
9 comparable with those of our Experiment 2, so differences in results should not be surprising.
10
11 Again, at this point we can say that older adults show backward stimulus-compatibility effects in
12
13 some but not all situations in which younger adults show them.
14
15
16
17

18 Effects that slow processing are typically larger in older adults. For example, in a meta-
19
20 analysis, Verhaeghen (2014) found that the average incongruity effect in the Stroop task
21
22 ($RT_{\text{INCONGRUENT}} - RT_{\text{NEUTRAL}}$) was 254 ms for younger adults but 479 ms for older adults. But
23
24 older adults are slower overall, so one might expect such effects to be amplified proportionally.
25
26 Verhaeghen showed, however, that when baseline (neutral condition) slowing of older adults was
27
28 taken into account, age differences vanished. Because older adults were much slower in these
29
30 experiments, that makes it particularly striking that the backward compatibility effects were not
31
32 only not larger in older adults but were in fact similar (Experiment 2: Younger adult mean effect
33
34 = 92 ms; older adult, 107 ms) or smaller (Experiment 1: Younger adult mean effect = 60 ms;
35
36 older adult, 6 ms).
37
38
39
40

41 *Parallel Processing*

42
43 An anomalous finding in both of the present experiments was that the PRP effect was not
44
45 significantly different in older and younger adults (in fact it was numerically smaller in older
46
47 adults in Experiment 1). In most reports, the PRP effect is significantly larger in older adults
48
49 (see, e.g., Hartley & Little, 1999) as in the Stroop effect but this is not always the case (see Allen
50
51 et al., in press; Hartley, 2001, manual-verbal responses; Hartley & Little, 1999, Experiments 3
52
53 and 6; Hartley et al., 2015) One likely possibility is that the size of the PRP effect was
54
55
56
57
58
59
60

1
2
3
4 underestimated for older adults. Because mean RT to Task 1 was greater than the longest SOA,
5
6 on many trials at the longest SOA participants would still have been processing Task 1 when the
7
8 S2 arrived and Task 2 processing would be postponed. A second possibility is that in the
9
10 present experiments, older adults were engaging in more parallel processing. Because their RTs
11
12 to Task 1 were very long, this may have allowed more time to carry out processing of Task 2 at
13
14 the same time. Note that this need not imply they were carrying out central processing of the
15
16 two tasks at the same time. The RSB model countenances pre-central processing of Task 2 while
17
18 Task 1 is being processed, what we called Case 1. Parallel processing of this sort could indeed
19
20 reduce the size of the PRP effect.
21
22
23

24
25 Allen et al. (2002) followed by Lien et al. (2006) proposed a measure of general savings
26
27 that reflected the extent to which any parallel processing is being carried out in a dual-task
28
29 situation. The equation for general savings due to parallel processing is
30
31

$$RT_{T1-LONG} + RT_{T2-LONG} - (SOA + RT_{T2-SHORT}) \quad [1]$$

32
33 where SOA is the shortest SOA, $RT_{Tn-LONG}$ is the RT at the longest SOA for Task n, and RT_{Tn-}
34
35 $SHORT$ is the RT at the shortest SOA. The logic of Equation 1 is that, if there were no parallel
36
37 processing at all, we would expect the time from the onset of the Task 1 stimulus (S1) to the
38
39 response to Task 2 (R2) to be
40
41
42

$$S_1 \text{ to } R_2 = RT_{T1-LONG} + RT_{T2-LONG} . \quad [2]$$

43
44
45 If there were perfectly parallel processing, then it would be
46
47

$$S_1 \text{ to } R_2 = SOA + RT_{T2-LONG} . \quad [3]$$

48
49
50 The amount of parallel processing that is possible, then, would be
51
52

$$\begin{aligned} RT_{T1-LONG} + RT_{T2-LONG} - (SOA + RT_{T2-LONG}) \\ = R_{T1-LONG} - SOA . \end{aligned} \quad [4]$$

1
2
3
4 Finally, then, the proportion of the possible parallel processing that was observed with the
5
6 shortest SOA of 50 ms would be

$$\frac{RT_{T1-LONG} + RT_{T2-LONG} - RT_{T2-SHORT} - 50}{RT_{T1-LONG} - 50} \quad [5]$$

7
8
9
10
11
12
13
14
15
16
17 We calculated the measure in Equation 5 for both Experiment 1 and Experiment 2. For
18
19 Experiment 1, proportional parallel processing scores were calculated for both compatible and
20
21 incompatible conditions. ANOVA was carried out with age group as a between-subjects factor
22
23 and compatibility as a within-subjects factor. Older participants who appeared to have been
24
25 grouping were excluded from the analysis. The analysis showed a significant effect of age
26
27 group, $F(1, 39) = 20.39, p < .001, \eta^2 = .33$, with proportional parallel processing much higher in
28
29 older adults ($M = .62, SE = .07$) than in younger adults ($M = .18, SE = .07$). There was also a
30
31 main effect of compatibility, $F(1, 39) = 9.35, p < .001, \eta^2 = .18$, with greater parallel processing
32
33 for compatible responses ($M = .46, SE = .05$) than for incompatible responses ($M = .34, SE =$
34
35
36
37
38
39
40
41
42
43
44
45
46
47
48
49
50
51
52
53
54
55
56
57
58
59
60
.06).

41
42 If slowed processing of Task 1 confers an advantage then it should be seen not only in
43
44 older adults but in slower younger adults as well. Consequently, because we had a relatively
45
46 large number of younger adults in Experiment 2, we split them into faster and slower groups by
47
48 standardizing the RTs to each of the two tasks at the longest SOA, summing those z scores, and
49
50 splitting at the median sum. For Experiment 2, an ANOVA of parallel processing scores as a
51
52 function of condition (incongruent, neutral, and congruent stimuli) and group (faster younger
53
54 adults, slower younger adults, or older adults) found a significant main effect of group, $F(2,58) =$

1
2
3
4 3.49, $p = .04$, $\eta^2 = .11$, with older adults ($M = .35$, $SE = .10$) displaying significantly more
5
6 parallel processing than faster younger adults ($M = -.06$, $SE = .10$), and with slower younger
7
8 adults ($M = .19$, $SE = .10$) intermediate. There was also a significant main effect of type with
9
10 congruent conditions ($M = .28$, $SE = .07$) showing more parallel processing than incongruent (M
11
12 $= .04$, $SE = .08$), with neutral conditions ($M = .16$, $SE = .07$) intermediate. Slowed processing
13
14 does appear to allow for more parallel processing. In sum, it is at least possible that higher levels
15
16 of parallel processing contributed to smaller-than-expected PRP effects in the older group.
17
18 Arguably, the prebottleneck, perceptual stage of Task 2 was being carried out in parallel with
19
20 Task 1.
21
22
23

24 25 *Conclusions*

26
27 Because there is so little evidence concerning backward compatibility effects in older
28
29 adults, any conclusions must be cautious and preliminary. Age differences in response
30
31 compatibility effects have been sometimes found (Allen et al., in press) and sometimes not
32
33 (Experiment 1). When response compatibility effects have been found they are of equivalent
34
35 magnitude in younger and older adults. Age differences in stimulus compatibility effects have
36
37 been sometimes found (Experiment 2) and sometimes not (Grabbe & Allen, 2012). When
38
39 stimulus compatibility effects have been found they are of equivalent magnitude in younger and
40
41 older adults. We might then argue that when compatibility involves direct response facilitation
42
43 (in response compatibility) or highly-practiced associations (in stimulus compatibility), effects
44
45 will be seen in older adults. With so little evidence, that argument is ad hoc if not circular. We
46
47 did find evidence in Experiment 2 consistent with the possibility that some aspects of central
48
49 processing of Task 2 were carried out in parallel with Task 1. There was an effect of the color in
50
51 Task 1 on the color word in Task 2 which was larger than could be accounted for by carryover
52
53
54
55
56
57
58
59
60

1
2
3
4 from Task 1 to Task 2. If this reflects a bypass of the response-selection bottleneck, it is only
5
6 partial. Some situations in which one or the other or both of the tasks are simple and very
7
8 extensively practiced show indications in younger adults that the bottleneck can be completely
9
10 bypassed (e.g., Maquestiaux et al., 2008; Ruthruff et al., 2006). Older adults, though, fail to
11
12 show these indications even after very extensive training (Maquestiaux, Laguë-Beauvais,
13
14 Ruthruff, Hartley, & Bherer, 2010; Maquestiaux, Didierjean, Ruthruff, Chauvel, & Hartley,
15
16 2013). Older adults do show evidence of partial bypass when Task 2 stimuli and responses are
17
18 ideomotor compatible (Hartley et al., 2015) or very strongly associated (Experiment 2, possibly),
19
20 and the magnitude of the effect is the same as in younger adults (Hartley et al., 2015). This does
21
22 converge with the ad hoc explanation we offered for the discrepancies between our results and
23
24 those of Grabbe and Allen (2012) and Allen et al., in press.
25
26
27
28
29
30
31
32
33
34
35
36
37
38
39
40
41
42
43
44
45
46
47
48
49
50
51
52
53
54
55
56
57
58
59
60

References

- 1
2
3
4
5
6 Allen, P. A., Lien, M-C, & Jardin, E. (in press). Age-related emotional bias in processing two
7
8 emotionally valenced tasks. *Psychological Research*. doi: 10.1007/s00426-015-0711-8
9
10
11 Allen, P., Lien, M-C., Murphy, M., Sanders, R., Judge, K., & McCann, R. (2002). Age
12
13 differences in overlapping-task performance: Evidence for efficient parallel processing in
14
15 older adults. *Psychology and Aging, 17*, 505-519. doi:10.1037/0882-7974.17.3.505
16
17
18 Cleland, A., Gaskell, M., Quinlan, P., & Tamminen, J. (2006). Frequency effects in spoken and
19
20 visual word recognition: Evidence from dual-task methodologies. *Journal of*
21
22 *Experimental Psychology: Human Perception and Performance, 32*, 104-119.
23
24 doi:10.1037/0096-1523.32.1.104
25
26
27 Ellenbogen, R., & Meiran, N. (2011). Objects and events as determinants of parallel processing
28
29 in dual tasks: Evidence from the backward compatibility effect. *Journal of Experimental*
30
31 *Psychology: Human Perception and Performance, 37*, 152-167. doi:10.1037/a0019958
32
33
34 Fagot, C., & Pashler, H. (1992). Making two responses to a single object: Implications for the
35
36 central attentional bottleneck. *Journal of Experimental Psychology: Human Perception*
37
38 *and Performance, 18*, 1058-1079. doi:10.1037/0096-1523.18.4.1058
39
40
41 Gaskell, M., Quinlan, P., Tamminen, J., & Cleland, A. (2008). The nature of phoneme
42
43 representation in spoken word recognition. *Journal of Experimental Psychology:*
44
45 *General, 137*, 282-302. doi:10.1037/0096-3445.137.2.282
46
47
48 Grabbe, J. W., & Allen, P. A. (2012). Cross-task compatibility and age-Related dual-task
49
50 performance. *Experimental Aging Research, 38*, 469-487.
51
52 doi:10.1080/0361073X.2012.726154
53
54
55
56
57
58
59
60

- 1
2
3
4 Greenwald, A. G. (1972). On doing two things at once: Time sharing as a function of ideomotor
5
6 compatibility. *Journal of Experimental Psychology*, *94*, 52-57. doi:10.1037/h0032762
7
- 8 Greenwald, A. G. (2003). On doing two things at once: III. Confirmation of perfect timesharing
9
10 when simultaneous tasks are ideomotor compatible. *Journal of Experimental Psychology:*
11
12 *Human Perception and Performance*, *29*, 859-868. doi:10.1037/0096-1523.29.5.859
13
- 14 Greenwald, A. G. (2004). On doing two things at once: IV. Necessary and sufficient conditions:
15
16 Rejoinder to Lien, Proctor, and Ruthruff (2003). *Journal of Experimental Psychology:*
17
18 *Human Perception and Performance*, *30*, 632-636. doi:10.1037/0096-1523.30.3.632
19
- 20 Greenwald, A. G. (2005). A reminder about procedures needed to reliably produce perfect
21
22 timesharing: Comment on Lien, McCann, Ruthruff, and Proctor (2005). *Journal of*
23
24 *Experimental Psychology: Human Perception and Performance*, *31*, 221-225.
25
26
27
28
29
30
31 doi:10.1037/0096-1523.31.1.221
- 32 Greenwald, A. G., & Shulman, H. G. (1973). On doing two things at once: II. Elimination of the
33
34 psychological refractory period effect. *Journal of Experimental Psychology*, *101*(1), 70-
35
36
37
38 76. doi:10.1037/h0035451
- 39 Hartley, A. A. (2001). Age differences in dual-task interference are localized to response
40
41 generation processes. *Psychology and Aging*, *16*, 47-54. doi:10.1037/0882-7974.16.1.47
42
43
- 44 Hartley, A. A., & Little, D. M. (1999). Age-related differences and similarities in dual-task
45
46 interference. *Journal of Experimental Psychology: General*, *128*(4), 416-449.
47
48
49
50
51
52
53
54
55
56
57
58
59
60
61
62
63
64
65
66
67
68
69
70
71
72
73
74
75
76
77
78
79
80
81
82
83
84
85
86
87
88
89
90
91
92
93
94
95
96
97
98
99
100
101
102
103
104
105
106
107
108
109
110
111
112
113
114
115
116
117
118
119
120
121
122
123
124
125
126
127
128
129
130
131
132
133
134
135
136
137
138
139
140
141
142
143
144
145
146
147
148
149
150
151
152
153
154
155
156
157
158
159
160
161
162
163
164
165
166
167
168
169
170
171
172
173
174
175
176
177
178
179
180
181
182
183
184
185
186
187
188
189
190
191
192
193
194
195
196
197
198
199
200
201
202
203
204
205
206
207
208
209
210
211
212
213
214
215
216
217
218
219
220
221
222
223
224
225
226
227
228
229
230
231
232
233
234
235
236
237
238
239
240
241
242
243
244
245
246
247
248
249
250
251
252
253
254
255
256
257
258
259
260
261
262
263
264
265
266
267
268
269
270
271
272
273
274
275
276
277
278
279
280
281
282
283
284
285
286
287
288
289
290
291
292
293
294
295
296
297
298
299
300
301
302
303
304
305
306
307
308
309
310
311
312
313
314
315
316
317
318
319
320
321
322
323
324
325
326
327
328
329
330
331
332
333
334
335
336
337
338
339
340
341
342
343
344
345
346
347
348
349
350
351
352
353
354
355
356
357
358
359
360
361
362
363
364
365
366
367
368
369
370
371
372
373
374
375
376
377
378
379
380
381
382
383
384
385
386
387
388
389
390
391
392
393
394
395
396
397
398
399
400
401
402
403
404
405
406
407
408
409
410
411
412
413
414
415
416
417
418
419
420
421
422
423
424
425
426
427
428
429
430
431
432
433
434
435
436
437
438
439
440
441
442
443
444
445
446
447
448
449
450
451
452
453
454
455
456
457
458
459
460
461
462
463
464
465
466
467
468
469
470
471
472
473
474
475
476
477
478
479
480
481
482
483
484
485
486
487
488
489
490
491
492
493
494
495
496
497
498
499
500
501
502
503
504
505
506
507
508
509
510
511
512
513
514
515
516
517
518
519
520
521
522
523
524
525
526
527
528
529
530
531
532
533
534
535
536
537
538
539
540
541
542
543
544
545
546
547
548
549
550
551
552
553
554
555
556
557
558
559
560
561
562
563
564
565
566
567
568
569
570
571
572
573
574
575
576
577
578
579
580
581
582
583
584
585
586
587
588
589
590
591
592
593
594
595
596
597
598
599
600
601
602
603
604
605
606
607
608
609
610
611
612
613
614
615
616
617
618
619
620
621
622
623
624
625
626
627
628
629
630
631
632
633
634
635
636
637
638
639
640
641
642
643
644
645
646
647
648
649
650
651
652
653
654
655
656
657
658
659
660
661
662
663
664
665
666
667
668
669
670
671
672
673
674
675
676
677
678
679
680
681
682
683
684
685
686
687
688
689
690
691
692
693
694
695
696
697
698
699
700
701
702
703
704
705
706
707
708
709
710
711
712
713
714
715
716
717
718
719
720
721
722
723
724
725
726
727
728
729
730
731
732
733
734
735
736
737
738
739
740
741
742
743
744
745
746
747
748
749
750
751
752
753
754
755
756
757
758
759
760
761
762
763
764
765
766
767
768
769
770
771
772
773
774
775
776
777
778
779
780
781
782
783
784
785
786
787
788
789
790
791
792
793
794
795
796
797
798
799
800
801
802
803
804
805
806
807
808
809
810
811
812
813
814
815
816
817
818
819
820
821
822
823
824
825
826
827
828
829
830
831
832
833
834
835
836
837
838
839
840
841
842
843
844
845
846
847
848
849
850
851
852
853
854
855
856
857
858
859
860
861
862
863
864
865
866
867
868
869
870
871
872
873
874
875
876
877
878
879
880
881
882
883
884
885
886
887
888
889
890
891
892
893
894
895
896
897
898
899
900
901
902
903
904
905
906
907
908
909
910
911
912
913
914
915
916
917
918
919
920
921
922
923
924
925
926
927
928
929
930
931
932
933
934
935
936
937
938
939
940
941
942
943
944
945
946
947
948
949
950
951
952
953
954
955
956
957
958
959
960
961
962
963
964
965
966
967
968
969
970
971
972
973
974
975
976
977
978
979
980
981
982
983
984
985
986
987
988
989
990
991
992
993
994
995
996
997
998
999
1000

- 1
2
3
4 Hartley, A. A., Seaman, B., & Maquestiaux, F. (2015). Ideomotor-compatible tasks partially
5
6 escape dual-task interference in both young and elderly adults. *Psychology and Aging*,
7
8 30, 36-45.
9
- 10 Hommel, B. (1998). Automatic stimulus–response translation in dual-task performance. *Journal*
11
12 *of Experimental Psychology: Human Perception and Performance*, 24, 1368-1384.
13
14 doi:10.1037/0096-1523.24.5.1368
15
16
- 17 Hommel, B., & Eglau, B. (2002). Control of stimulus-response translation in dual-task
18
19 performance. *Psychological Research*, 66, 260-273. doi:10.1007/s00426-002-0100-y
20
21
- 22 Lien, M., Allen, P., Ruthruff, E., Grabbe, J., McCann, R. S., & Remington, R. W. (2006). Visual
23
24 word recognition without central attention: Evidence for greater automaticity with
25
26 advancing age. *Psychology and Aging*, 21, 431-447. doi: 10.1037/0882-7974.21.3.431
27
28
- 29 Lien, M., McCann, R. S., Ruthruff, E., & Proctor, R. W. (2005). Dual-task performance with
30
31 ideomotor-compatible tasks: Is the central processing bottleneck intact, bypassed, or
32
33 shifted in locus? *Journal of Experimental Psychology: Human Perception And*
34
35 *Performance*, 31, 122-144. doi:10.1037/0096-1523.31.1.122
36
37
- 38 Lien, M., Proctor, R. W., & Allen, P. A. (2002). Ideomotor compatibility in the psychological
39
40 refractory period effect: 29 years of oversimplification. *Journal of Experimental*
41
42 *Psychology: Human Perception and Performance*, 28, 396-409. doi:10.1037/0096-
43
44 1523.28.2.396
45
46
- 47 Lien, M., Proctor, R. W., & Ruthruff, E. (2003). Still no evidence for perfect timesharing with
48
49 two ideomotor-compatible tasks: A reply to Greenwald (2003). *Journal of Experimental*
50
51 *Psychology: Human Perception and Performance*, 29, 1267-1272. doi:10.1037/0096-
52
53 1523.29.6.1267
54
55
56
57
58
59
60

- 1
2
3
4 MacLeod, C. M. (1991). Half a century of research on the Stroop effect: An integrative review.
5
6 *Psychological Bulletin*, *109*, 163-203. doi:10.1037/0033-2909.109.2.163
7
- 8 Maquestiaux, F., Didierjean, A., Ruthruff, E., Chauvel, G., & Hartley, A. A. (2013). Lost ability
9
10 to automatize task performance in old age. *Psychonomic Bulletin & Review*, *20*, 1206-
11
12 1212. doi: 10.3758/s13423-013-0438-8
13
14
- 15 Maquestiaux, F., Laguë-Beauvais, M., Ruthruff, E., & Bherer, L. (2008). Bypassing the central
16
17 bottleneck after single-task practice in the psychological refractory period paradigm:
18
19 Evidence for task automatization and greedy resource recruitment. *Memory & Cognition*,
20
21 *36*, 1262-1282. doi:10.3758/MC.36.7.1262
22
23
24
- 25 Maquestiaux, F., Laguë-Beauvais, M., Ruthruff, E., Hartley, A., & Bherer, L. (2010). Learning
26
27 to bypass the central bottleneck: Declining automaticity with advancing age. *Psychology*
28
29 *and Aging*, *25*, 177-192. doi:10.1037/a0017122
30
31
- 32 McCann, R. S., & Johnston, J. C. (1992). Locus of the single-channel bottleneck in dual-task
33
34 interference. *Journal of Experimental Psychology: Human Perception and Performance*,
35
36 *18*, 471-484. doi:10.1037/0096-1523.18.2.471
37
38
- 39 McCann, R. S., Remington, R. W., & Van Selst, M. (2000). A dual-task investigation of
40
41 automaticity in visual word processing. *Journal of Experimental Psychology: Human*
42
43 *Perception and Performance*, *26*, 1352-1370. doi:10.1037/0096-1523.26.4.1352
44
45
- 46 Miller, J. (2006). Backward crosstalk effects in psychological refractory period paradigms:
47
48 Effects of second-task response types on first-task response latencies. *Psychological*
49
50 *Research*, *70*, 484-493. doi:10.1007/s00426-005-0011-9
51
52
53
54
55
56
57
58
59
60

- 1
2
3
4 Miller, J., & Alderton, M. (2006). Backward response-level crosstalk in the psychological
5
6 refractory period paradigm. *Journal of Experimental Psychology: Human Perception and*
7
8 *Performance*, 32, 149-165. doi:10.1037/0096-1523.32.1.14
9
10
11 Pashler, H. (1994). Dual-task interference in simple tasks: Data and theory. *Psychological*
12
13 *Bulletin*, 116, 220-244. doi:10.1037/0033-2909.116.2.220
14
15
16 Pashler, H. (1998). *The psychology of attention*. Cambridge, MA: MIT Press.
17
18 Pashler, H., Carrier, M., & Hoffman, J. (1993). Saccadic eye movements and dual-task
19
20 interference. *The Quarterly Journal of Experimental Psychology A: Human Experimental*
21
22 *Psychology*, 46A, 51-82. doi:10.1080/14640749308401067
23
24
25 Rabovsky, M., Álvarez, C., Hohlfeld, A., & Sommer, W. (2008). Is lexical access autonomous?
26
27 Evidence from combining overlapping tasks with recording event-related brain potentials.
28
29 *Brain Research*, 1222, 156-165. doi:10.1016/j.brainres.2008.05.066
30
31
32 Ruthruff, E., Allen, P. A., Lien, M.-C., & Grabbe, J. (2008). Visual word recognition without
33
34 central attention: Evidence for greater automaticity with greater reading ability.
35
36 *Psychonomic Bulletin & Review*, 15, 337-343. doi:10.3758/PBR.15.2.337
37
38
39 Ruthruff, E., Van Selst, M., Johnston, J. C., & Remington, R. (2006). How does practice reduce
40
41 dual-task interference: Integration, automatization, or just stage-shortening?.
42
43 *Psychological Research*, 70, 125-142. doi:10.1007/s00426-004-0192-7
44
45
46 Schneider, W., Eschman, A., & Zuccolotto, A. (2002) *E-Prime User's Guide*. Pittsburgh:
47
48 Psychology Software Tools Inc
49
50
51 Spence, C. (2008). Cognitive neuroscience: Searching for the bottleneck in the brain. *Current*
52
53 *Biology*, 18, R965-R968.
54
55
56
57
58
59
60

- 1
2
3
4 Stroop, J. (1935). Studies of interference in serial verbal reactions. *Journal of Experimental*
5
6 *Psychology, 18*, 643-662. doi:10.1037/h0054651
7
- 8 Telford, C. W. (1931). The refractory phase of voluntary and associative responses. *Journal of*
9
10 *Experimental Psychology, 14*, 1-36. doi:10.1037/h0073262
11
- 12
13 Thomson, S. J., & Watter, S. (2013). Information continuity across the response selection
14
15 bottleneck: Early parallel Task 2 response activation contributes to overt Task 2
16
17 performance. *Attention, Perception, & Psychophysics, 75*, 934-953. doi:10.3758/s13414-
18
19 013-0457-6
20
21
- 22 Thomson, S. J., Watter, S., & Finkelshtein, A. (2010). Parallel response selection in dual-task
23
24 situations via automatic category-to-response translation. *Attention, Perception, &*
25
26 *Psychophysics, 72*, 1791-1802. doi:10.3758/APP.72.7.1791
27
28
- 29 Tombu, M., & Jolicœur, P. (2005). Testing the predictions of the central capacity sharing model.
30
31 *Journal of Experimental Psychology: Human Perception and Performance, 31*, 790-802.
32
33 doi:10.1037/0096-1523.31.4.790
34
35
- 36 Verhaeghen, P. (2014). *Elements of cognitive aging*. New York: Oxford University Press.
37
38 doi:10.1093/acprof:oso/9780195368697.001.0001
39
40
- 41 Vince, M. A. (1948). The intermittency of control movements and the psychological refractory
42
43 period. *British Journal of Psychology, 38*, 149-157.
44
45
- 46 Watter, S., & Logan, G. D. (2006). Parallel response selection in dual-task situations. *Perception*
47
48 *& Psychophysics, 68*, 254-277. doi:10.3758/BF03193674
49
50
- 51 Welford, A. T. (1952). The “psychological refractory period” and the timing of high-speed
52
53 performance: A review and a theory. *British Journal of Psychology, 43*, 2-19.
54
55
- 56 Wheeler, D. D. (1970). Processes in word recognition. *Cognitive Psychology, 1*, 59-85.
57
58
59
60

doi:10.1016/0010-0285(70)90005-8

For Review Only

1
2
3
4
5
6
7
8
9
10
11
12
13
14
15
16
17
18
19
20
21
22
23
24
25
26
27
28
29
30
31
32
33
34
35
36
37
38
39
40
41
42
43
44
45
46
47
48
49
50
51
52
53
54
55
56
57
58
59
60

Authors' Note

Alan A. Hartley, Sara B. Festini, Kathryn Frazier, Patricia J. Krimmer, Department of Psychology, Scripps College. François Maquestiaux, Laboratoire de psychologie & MSHE-Ledoux, Université Bourgogne Franche-Comté.

Sara B. Festini is now at the Department of Psychology, University of Texas-Dallas; Kathryn Frazier is now at the Department of Psychology, Clark University.

We are grateful for the assistance in data collection of Jennifer Han, Alynn Hembrough, Shruti Kanan, Carolyn Lasch, and Gabriela Paganini.

Support for this research was provided by the Molly Mason Jones Fund. Correspondence may be addressed to Alan Hartley, Department of Psychology, Scripps College, Claremont, CA 91711 USA, Email: alan.hartley@scrippscollege.edu.

The authors declare that there are no conflicts of interest regarding the publication of this article.

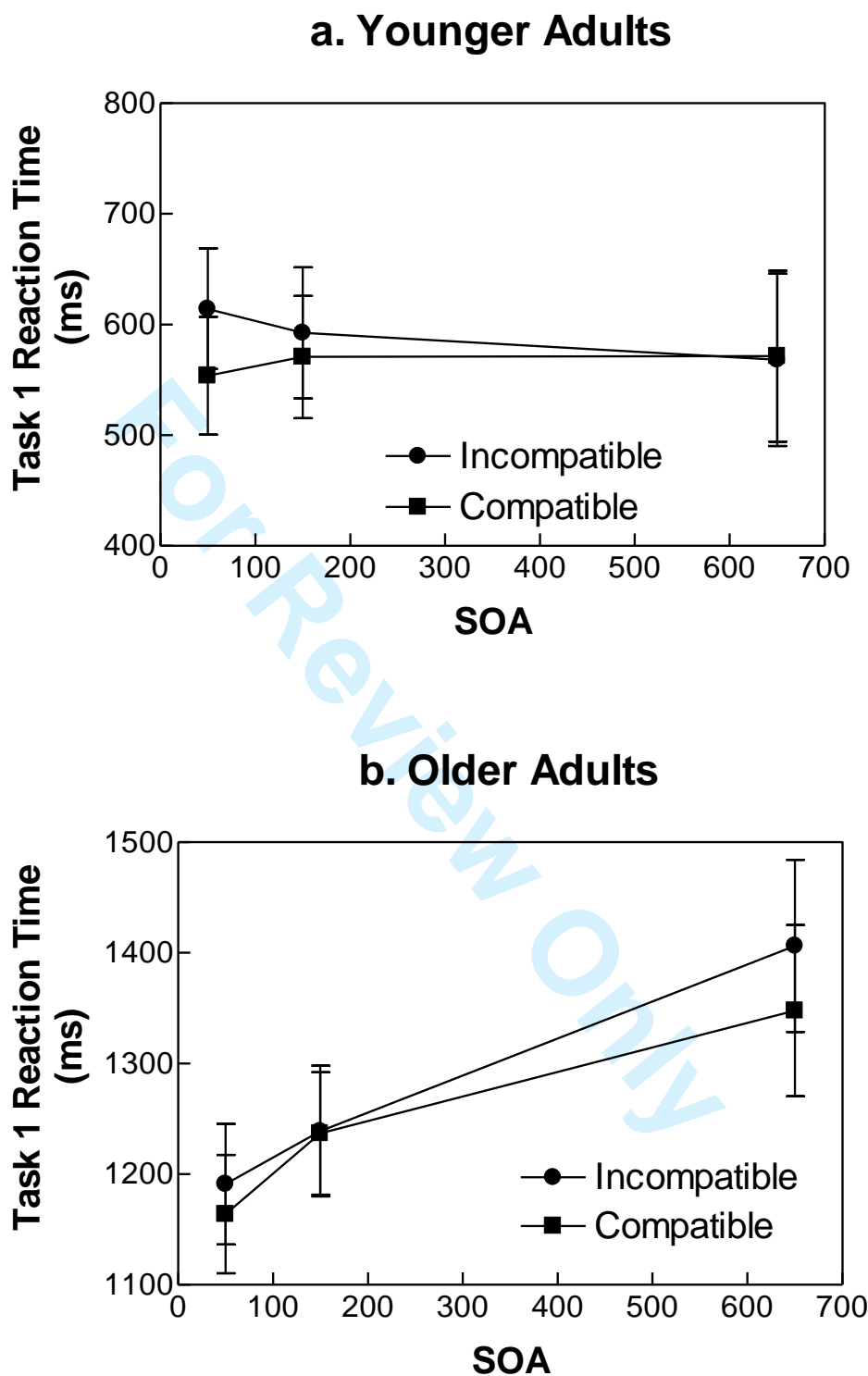


Figure 1. Task 1 reactions times in Experiment 1 as a function of compatibility between Task 1 and Task 2 and stimulus-onset asynchrony between tasks. Bars show standard errors.

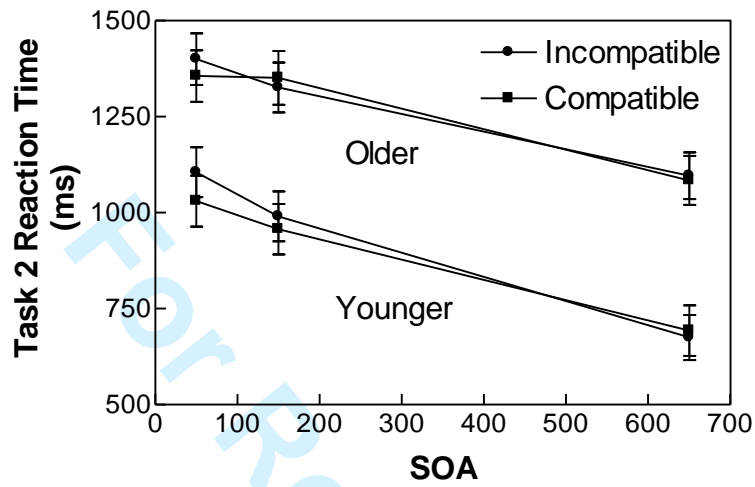


Figure 2. Task 2 reaction times in Experiment 1 as a function of age group, compatibility between Task 1 and Task 2, and stimulus-onset asynchrony between tasks. Bars show standard errors.

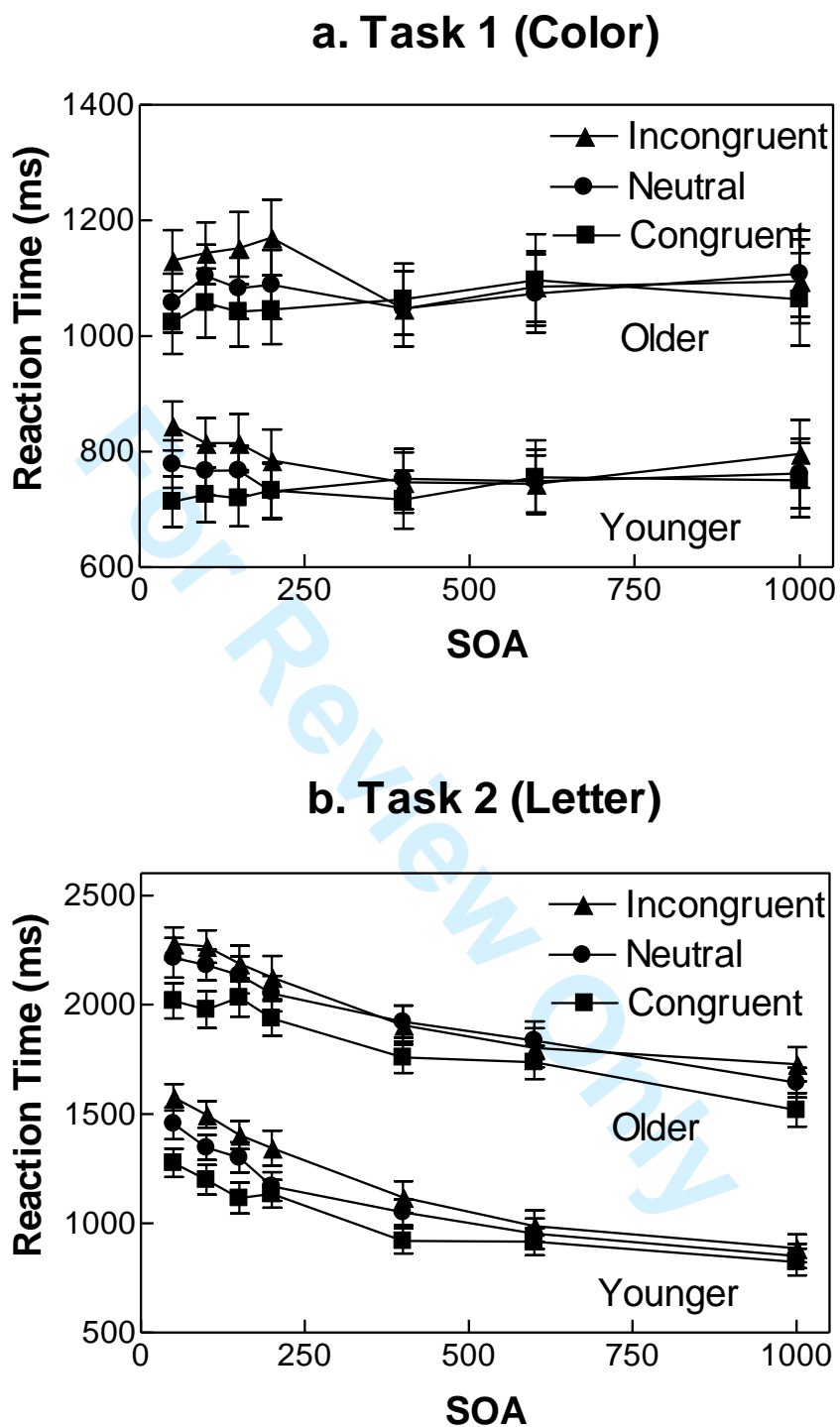


Figure 3. Reaction times to color Task 1 (panel a) and the letter Task 2 (panel b) in Experiment 2 as a function of age group, congruency between Task 1 and Task 2, and stimulus-onset asynchrony. Bars show standard errors.

1
2
3
4
5
6
7
8
9
10
11
12
13
14
15
16
17
18
19
20
21
22
23
24
25
26
27
28
29
30
31
32
33
34
35
36
37
38
39
40
41
42
43
44
45
46
47
48
49
50
51
52
53
54
55
56
57
58
59
60

For Review Only

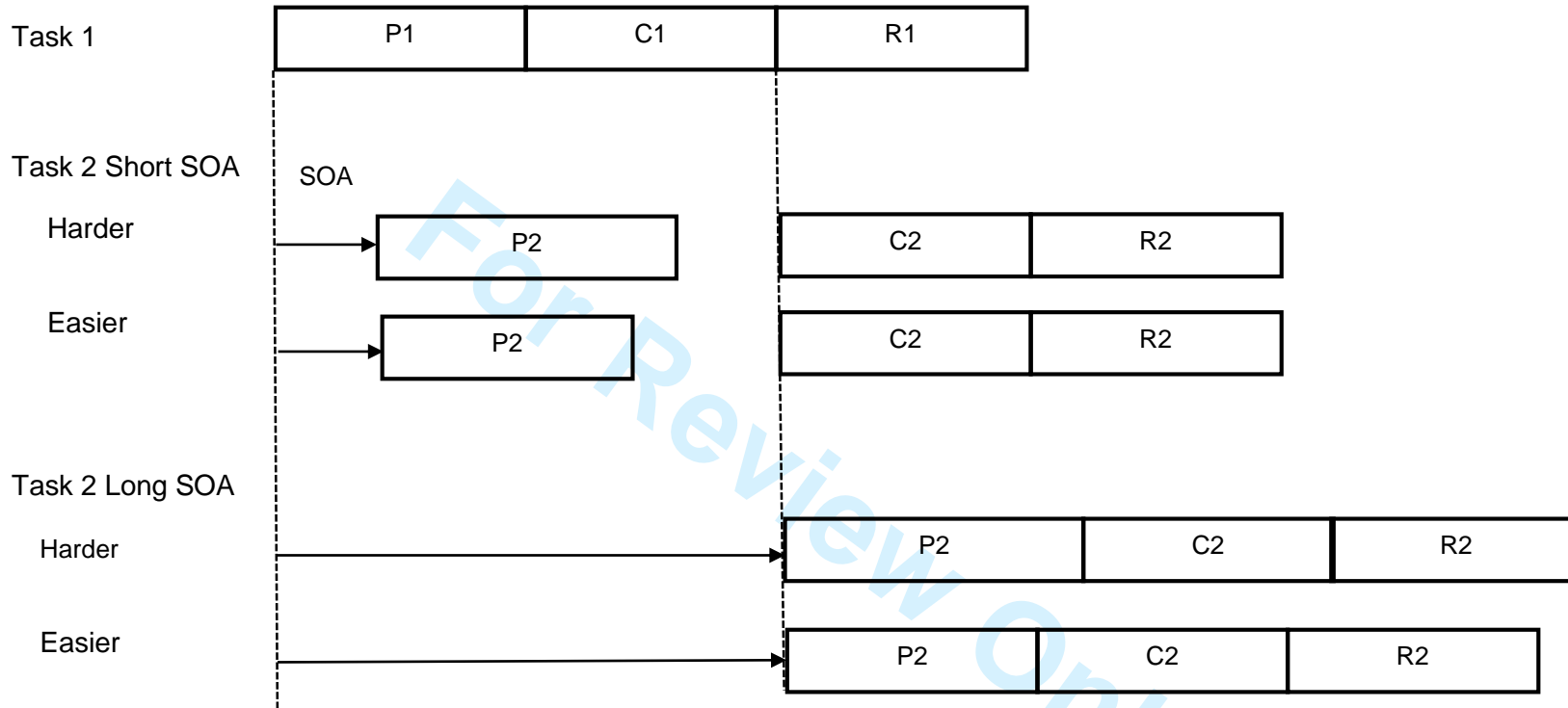


Figure 4. Case 1: Aspects of Task 2 processing that escape the bottleneck are perceptual processes.

Abbreviations: SOA, Stimulus Onset Asynchrony; P_n, Precentral stage of Task n; C_n, Central processing stage of Task n; R_n, postcentral Response execution stage of Task n. Time on a trial runs from left to right.

1
2
3
4
5
6
7
8
9
10
11
12
13
14
15
16
17
18
19
20
21
22
23
24
25
26
27
28
29
30
31
32
33
34
35
36
37
38
39
40
41
42
43
44
45
46
47
48
49

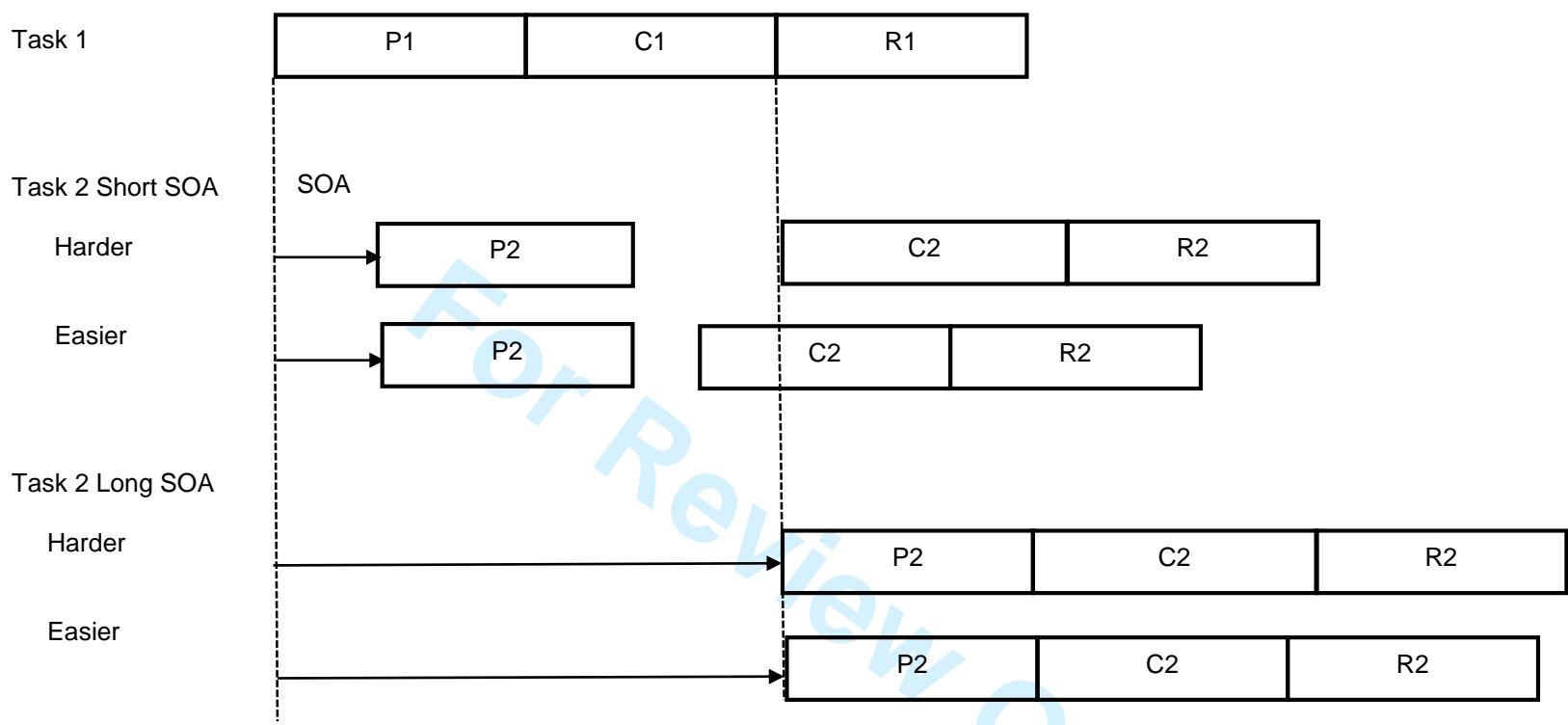


Figure 5. Case 2: Aspects of Task 2 processing that escape the bottleneck are central processes. Abbreviations:

SOA, Stimulus Onset Asynchrony; Pn, Precentral stage of Task n; Cn, Central processing stage of Task n; Rn, postcentral Response execution stage of Task n. Time on a trial runs from left to right.

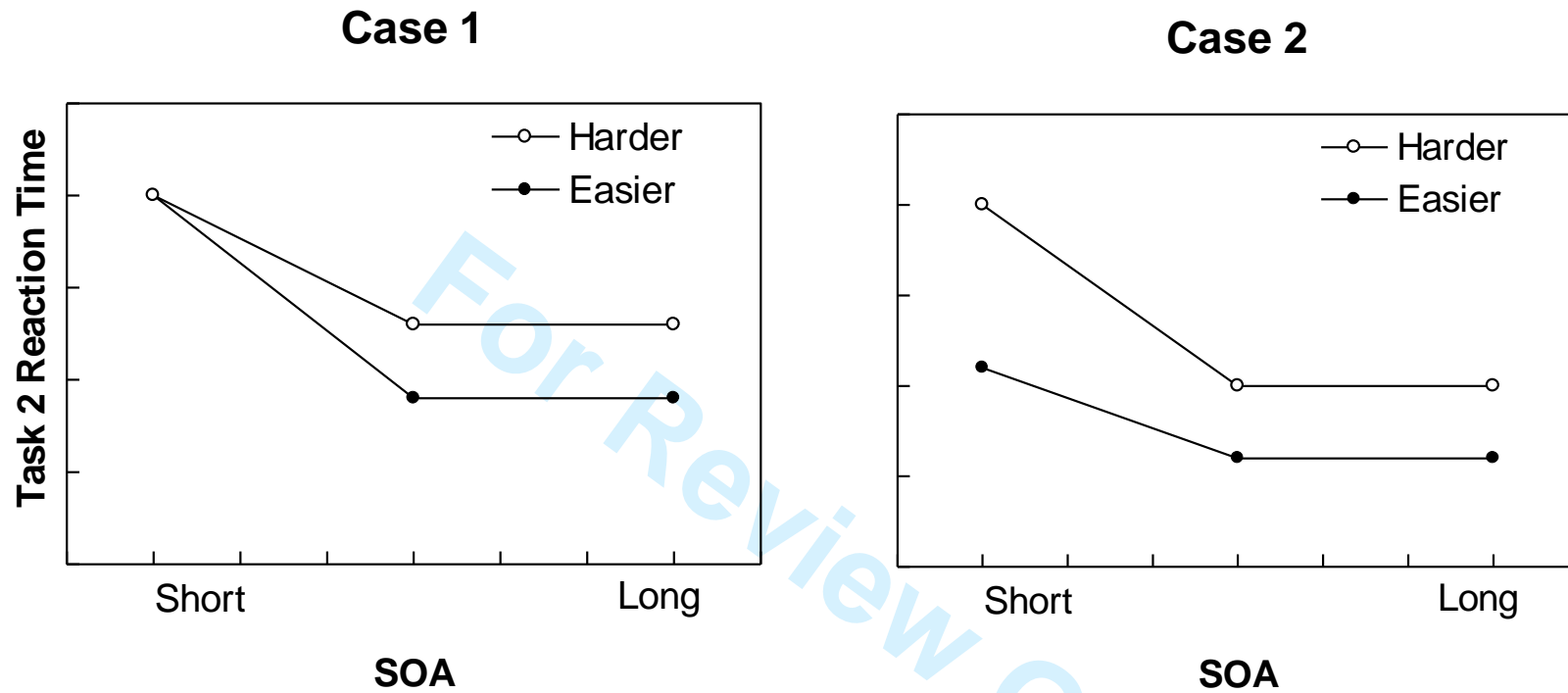


Figure 6. Predicted results for harder (e.g., lexical decisions for low frequency words) and easier (e.g., high frequency words) conditions from Case 1 (processes avoiding the bottleneck are perceptual) and from Case 2 (processes avoiding the bottleneck are central).