

4-1-2015

Claremont Colleges Library Social Sciences Research Data Management Pilot

Natalie Tagge

Claremont University Consortium

Recommended Citation

Tagge, Natalie, "Claremont Colleges Library Social Sciences Research Data Management Pilot" (2015). *Library Staff Publications and Research*. Paper 41.

http://scholarship.claremont.edu/library_staff/41

This Presentation is brought to you for free and open access by the Library Publications at Scholarship @ Claremont. It has been accepted for inclusion in Library Staff Publications and Research by an authorized administrator of Scholarship @ Claremont. For more information, please contact scholarship@cuc.claremont.edu.


Claremont Colleges Library Social Sciences Research Data Management Pilot

- ✧ **Knowledge**
Building
- ✧ **Needs**
Assessment
- ✧ **Capacity**
Development



Image credit: Helene Dutrieu (LOC) Accessed via Flickr Commons

Social Sciences Librarian Team



Knowledge Building



Image Credit: Washington State Library Accessed via Flickr Commons

Gateway Article

Incorporating Data Literacy into Information
Literacy Programs:
Core Competencies and Contents

Calzada Prado, J., & Marzal, M. Á. (2013).

Image Credit: Ann L. Hanford Accessed via Flickr Comons



Two Additional Articles

Building Data Services From the Ground Up:
Strategies and Resources

Heather L. Coates

Data Management Education

Carly Strasser

Image Credit: Ann L. Hanford Accessed via Flickr Commons

What is data?
What is data management?
How would you define data literacy?



Lorena Barba @LorenaABarba

17 Nov

This paper shows our reproducibility manifesto at work: code in @bitbucket, data in @figshare, preprint in @arxiv
lorenabarba.com/news/submitted...

Retweeted by [figshare](#) and 1 other

Data Literacy

Data literacy is the ability to read, create and communicate data as information and has been formally described in varying ways.

Wikipedia as cited in “What is Data Literacy?”
by Elaine Martin

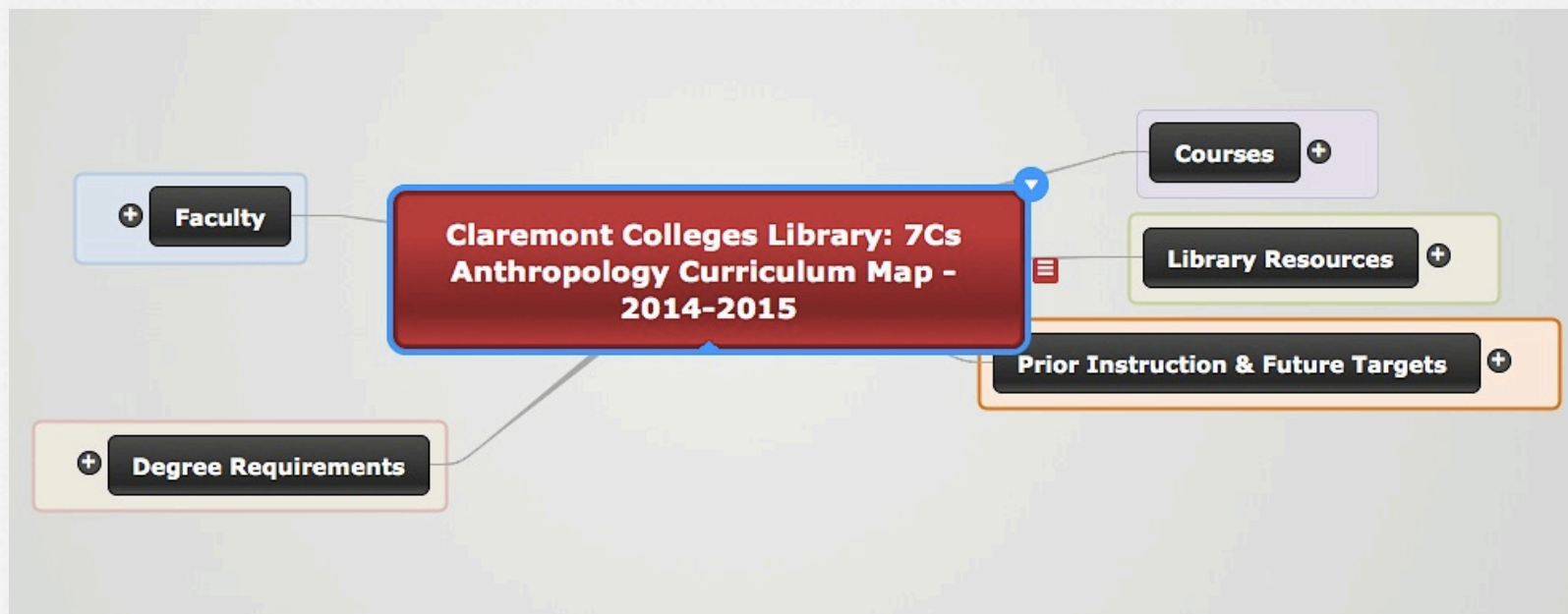
The diagram is set on a white rectangular background, which is pinned to a dark blue textured surface at the top corners. Two light blue, ribbon-like arrows originate from the top corners. The arrow on the left starts at the top left, loops around, and points towards the center. The arrow on the right starts at the top right, loops around, and points towards the center. In the center, the text 'Data Literacy' is written in a bold, black, sans-serif font. The two arrows converge on this central text, indicating that both 'Data Management Literacy' and 'Statistical Literacy' are components of 'Data Literacy'.

Data Management
Literacy

Statistical Literacy

Data
Literacy

Needs Assessment




How to Identify Potential Data Literacy Needs on Your Curriculum Maps

Step 1: Please think of data literacy needs from the perspective of this definition:

“is the ability to read, create and communicate data as information” Wikipedia


This definition encompasses both literacy related to data management and curation of data produced by students and faculty AND literacy related to data produced by others.




Step 2: Annotate course branch with potential data literacy needs




Use the information icon  to identify courses that have potential data literacy


Pitzer


Foundations of Sociology

91. Political Sociology. 

  101. Quantitative Research Methods. 

  102. Qualitative Research Methods. 

109. African American Social Theory. 

110. Classical Sociological Theory. 

Step 3: Annotate faculty branch with grant information



Use the money bag icon to identify faculty that have grants within the current year.

Use these lists of current faculty grants divided by campus to find out if your faculty has grants this year.

- a. Flag all faculty that have current grants with the money bag icon available in the left-hand icons pane in the Mindomo editing window.

National Development and Research Institute, Behavioral
Science Training Fellowship, 2004-present



Pardis Mahdavi

Pomona P

P

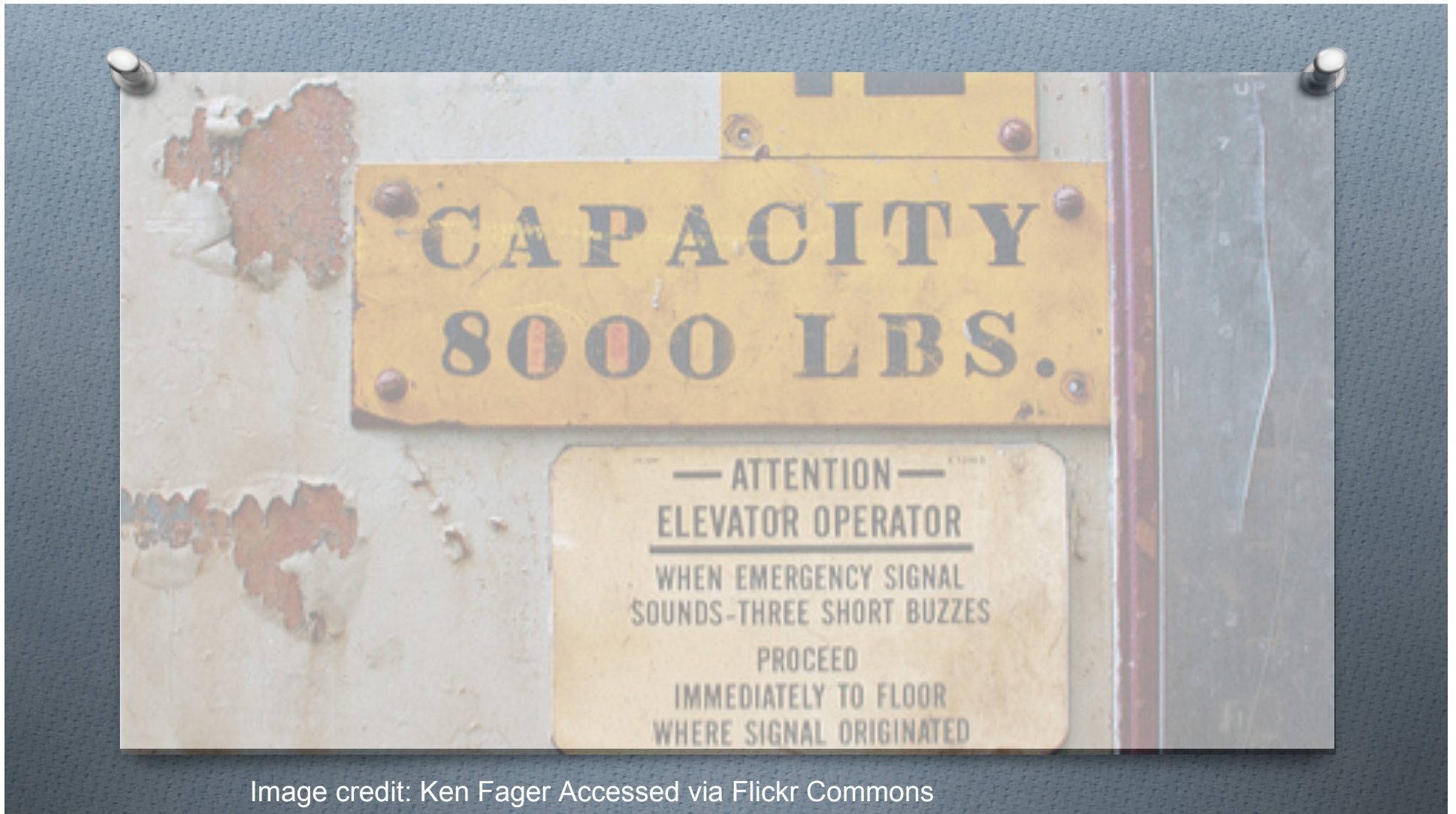



Image credit: Ken Fager Accessed via Flickr Commons



Question

Social Sciences Librarian Team



Challenges

- ✧ Being Proactive
- ✧ Related Expertise \neq Enthusiasm
- ✧ Evolving Expectations and Priorities

Next Steps

- ✧ Complete curriculum map needs assessment
- ✧ Survey potential identified faculty
- ✧ Strategically reach out to courses to offer data literacy instruction

Next Steps

- ✧ Complete curriculum map needs assessment
- ✧ Survey potential identified faculty
- ✧ Strategically reach out to courses to offer data literacy instruction
- ✧ How do you determine what data services to provide?

Questions for audience

- Does the library provide data services on your campus? What services do you provide?
- Who's job at your institution is data management education?
- How do you assess data needs?
- How do you determine who to target/what courses/ what faculty etc.
- **How do you determine what data services to provide?**
- Set the above question up with the idea of we are doing this strategically
- Are research data management services one person's job at your institution or is it being spread across other people's duties and if so, how is that happening?
- Who do you think is responsible for providing data services at your campus?



Thanks!

Natalie Tagge

Claremont Colleges Library

natalie_tagge@cuc.claremont.edu

Image credit: Helene Dutrieu (LOC) Accessed via Flickr Commons