

Claremont Colleges Scholarship @ Claremont

WM Keck Science Faculty Papers

W.M. Keck Science Department

1-1-2001

A New Species of Extinct Oryzomyine Rodent From the Quaternary of Curaçao, Netherlands Antilles

Donald A. McFarlane

Claremont McKenna College; Pitzer College; Scripps College

Adolphe O. Debrot

Recommended Citation

McFarlane, D.A., and A. Debrot. "An extinct Oryzomyine rodent from the Quaternary of Curaçao, Netherlands Antilles." *Caribbean Journal of Science* 37 (2001): 182-184.

This Article is brought to you for free and open access by the W.M. Keck Science Department at Scholarship @ Claremont. It has been accepted for inclusion in WM Keck Science Faculty Papers by an authorized administrator of Scholarship @ Claremont. For more information, please contact scholarship@cuc.claremont.edu.

A New Species of Extinct Oryzomyine Rodent from the Quaternary of Curaçao, Netherlands Antilles

DONALD A. MCFARLANE¹ AND ADOLPHE O. DEBROT²

¹ W.M.. Keck Science Center, The Claremont Colleges, 925 North Mills Avenue, Claremont CA 91711-5916 USA.

Corresponding author-
dmcfarla@jsd.claremont.edu.

² Carmabi Foundation, Piscaderabaai z/n, P.O. Box 2090, Curaçao, Netherlands Antilles.

ABSTRACT.—An extinct new species of Oryzomyine rodent, known since 1936 from the cave of Grot van Hato on the island of Curaçao, is described from abundant new specimens collected from owl-pellet deposits at three localities on the island.

INTRODUCTION

The island of Curaçao, lying close to the continental shelf of Venezuela, supports a single species of extant native rodent, the Pygmy Mouse *Calomys* (*Baiomys*) *hummelincki* (Husson, 1960; Musser and Carleton, 1993). However, remains of three extinct rodent taxa have been reported from caves and limestone fissures on the island; *Megalomys curazensis* (Hooijer, 1959), *Oryzomys* sp. *incertae* (Wagenaar Hummelinck 1940), and the extirpated capybara *Hydrochoeris hydrochaeris* (Hooijer, 1959).

The *Oryzomys* sp. record was based on two mandibular rami preserving only their third molars, collected from Grot van Hato in 1936. The recent recovery of additional *Oryzomys* sp. material from Curaçao provides an opportunity to describe the taxon.

MATERIALS AND DESCRIPTION

Oryzomys curasoae new species
Figures 1-3

Holotype: A skull with complete palate preserving the upper molars (M^{1-3}). Deposited in the collections of the Section of Mammals and Birds, Natural History Museum of Los Angeles County (LACM) 96087.

Type Locality and Age: Fissure, 30 m below edge of north face of Tafelberg Santa

Barbara, (UTM coordinates: ¹⁹518570, ¹³34570). The age of the specimens has not been determined radiometrically but the Black Rat (*Rattus rattus*) occurs in the uppermost portion of the Tafelberg fissure deposit together with *O. curasoae*, therefore indicating that extinction occurred after first European contact in A.D. 1499.

Synonyms: None.

Referred Specimens: Syntype, hemimandible with M_1 - M_3 (LACM 96091). Topotype, partial skull (LACM 96088). Hemimandible, LACM 96089, Kueba di Noordkant, UTM ¹⁹509870, ¹³45960. Hemimandible, LACM 96090, owl pellet deposit, rock shelter, Ser'i Kura, Koraalspecht, Curaçao, UTM ¹⁹511670, ¹³37060. Hemimandibles, Zoological Museum of Amsterdam, ZMA 25.560 and 25.561, Grot van Hato, UTM ¹⁹505730, ¹³46700, (Hooijer, 1959), ZMA 23.448, five hemimandibles, Kueba di Hermanus, UTM ¹⁹495896, ¹³48720. Details of the cave sites appear in Wagenaar Hummelinck (1997).

Etymology: The specific epithet refers to the type locality on the island of Curaçao, Netherlands Antilles. Suggested vernacular name: Curaçao rice rat.

Distribution: Known only from Curaçao.

Diagnosis of the New Species: The known elements of *O. curasoae* agree with the features *Oryzomys*, subgenus *Oecomys*, as defined by Hershkovitz (1960). This subgenus (considered a full genus by Carleton and Musser, 1984) is a complex assemblage

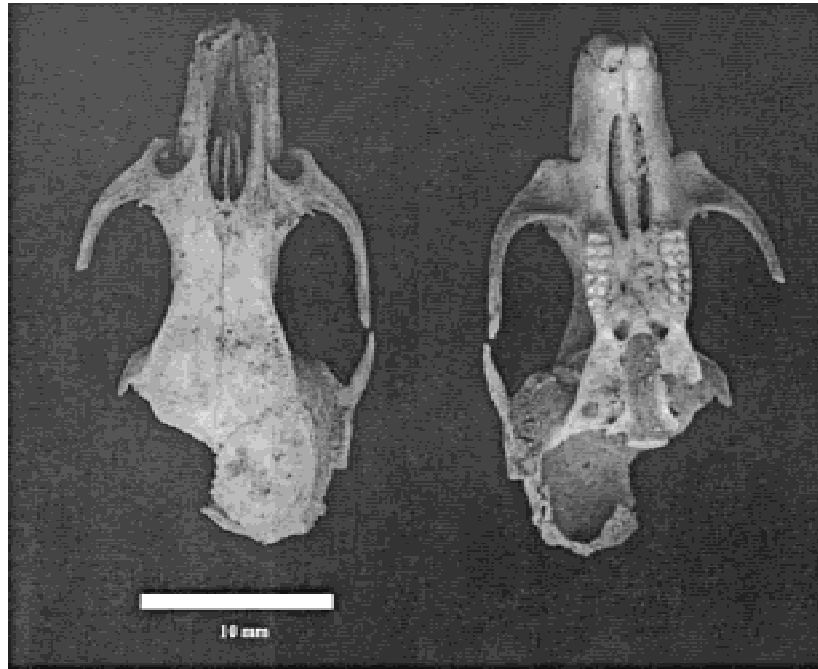


FIG. 1.

consolidated by Hershkovitz into two species, *O. bicolor* and *O. concolor* [including *O. trinitatus*; (Eisenberg 1989)], that overlap ranges along the northern coast of Venezuela. Skull; Rostrum distinctly more robust, and lacking tapered profile of *Oryzomys* (Fig. 1). Incisive foramina large, exceeding length of bony palate. Skull broad; zygomatic breadth equal to length of skull forward of palatine notch. Overall size large, amongst the most robust of *Oryzomys*.

Lower dentition: M_{1-3} toothrow length 5.07 mm. Pro-cingulum of M_1 subovate, not bilobate (Fig. 2). Apex of minor fold (mf) of M_{1-2} extending to, but not beyond, midline of tooth. First minor fold (nf1) very well developed in M_{1-3} , the fold tight (angle of apex acute). First secondary fold (sf1) of M_{2-3} absent. Second secondary fold (sf2) moderately well developed in M_{1-3} (obsolete or greatly reduced in extant members of the subgenus *Oecomys*).

Upper dentition: M^{1-3} toothrow length 4.70 mm. Pro-cingulum of M^1 subovate, not bilobate (Fig. 3). Second secondary fold (sf2) present in M^{2-3} , especially well developed in M^2 , Sf2 not apparent in holotype.

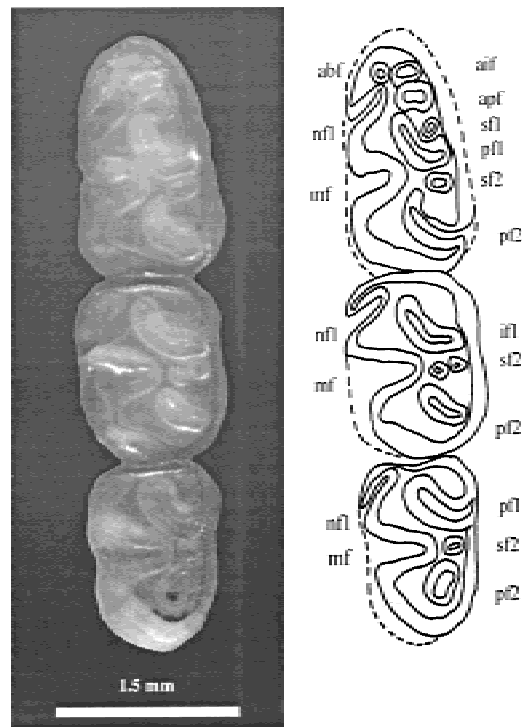


FIG. 2.

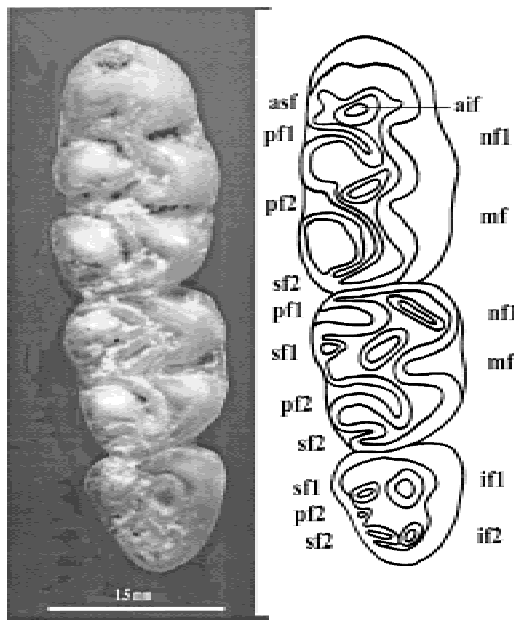


FIG. 3.

DISCUSSION

No attempt is made here to address the phylogenetic relationships of *O. curasoae* within the *Oryzomys/Oecomys* complex because the relationships of the extant mainland forms is in a state of flux. The isolation of Curaçao from the mainland (currently 70 km) dates from the Tertiary. *Oryzomys curasoae* has not been recovered from multiple excavations into Pleistocene cave deposits, but occurs in superficial contexts in these same caves. We interpret this to mean that the species was probably a late Wisconsinan arrival, exploiting the lowered sea-level and expanded Venezuelan shelf. We cannot exclude the possibility that *O. curasoae* arrived as a commensal of aboriginal humans, but the fact that another endemic Oryzomyine — *Megalomys curazensis* — was present on Curaçao in pre-Wisconsinan time (McFarlane and Lundberg, in prep.) demonstrates that these rodents were fully capable of 'sweepstakes' dispersal to the island. *Megalomys* and *Oryzomys* have not been found together in any time-constrained deposit in Curaçao. *Mega-*

lomys may have become extinct before the arrival of *O. curasoae* or it could have been replaced by *O. curasoae* in a competitively driven 'taxon cycle'. Hooijer's (1959) contention that multiple species of *Oryzomys* occur on Curaçao has not been supported by our studies; we believe that all Holocene *Oryzomys* material is referable to *O. curasoae*, noting that the variation in tooth wear can accommodate the observed variation.

Acknowledgements.—Fieldwork was supported by a research grant from the W.M. Keck endowment of the Claremont Colleges and by the Carmabi Foundation. We are most grateful to David Janse, Director, Mijmaatschappij Curacao NV, for access to the Tafelberg site, and to John de Freitas for help in locating the Seru Kura site. Wim Bergmans kindly provided information on specimens housed in the collections of the Zoological Museum of Amsterdam.

LITERATURE CITED

- Carleton, M. D., and G. G. Musser. 1984. Muroid rodents. In S. Anderson and J. K. Jones (eds.), *Orders and Families of Recent mammals of the World*. pp. 289-379. John Wiley and Sons, New York.
- Eisenberg, J. F. 1989. *Mammals of the Neotropics. The Northern Neotropics*. University of Chicago Press, Chicago. 449 pp.
- Hershkovitz, P. 1960. *Mammals of northern Colombia, preliminary report No. 8: Arboreal rice rats, a systematic revision of the subgenus Oecomys, Genus Oryzomys*. Proc. U. S. Nat. Mus. 110: 513-568.
- Hooijer, D. A. 1959. Fossil rodents from Curaçao and Bonaire. Stud. Fauna Curaçao Carib. Isl. 9: 1-27.
- Husson, A. M. 1960. A new species of the rodent *Baiomys* from Aruba and Curaçao. Stud. Fauna Curaçao Carib. Isl. 10: 33-40.
- Musser, G. G., and M. D. Carleton. 1993. Family Muridae. In D. E. Wilson and D. M. Reeder (eds.), *Mammal species of the World. A taxonomic and geographic reference*, pp. 501-754. Smithsonian Institution Press, Washington.
- Wagenaar Hummelinck, P. 1940. A survey of the mammals, lizards, and mollusks. Stud. Fauna Curaçao, Aruba, Bonaire, Venez. Isl., 1: 59-108.
- Wagenaar Hummelinck, P. 1997. *Caves of the Netherlands Antilles*. Publications of the Foundation for Scientific Research in Surinam and the Netherlands Antilles. No. 97, 176 pp.