

7-1-2013

Visual Curriculum Mapping: Charting the Learner Experience

M. Sara Lowe

Claremont University Consortium

Char Booth

Claremont University Consortium

Alexandra Chappell

Claremont University Consortium

Sean M. Stone

Claremont University Consortium

Natalie Tagge

Claremont University Consortium

Recommended Citation

Lowe, M. Sara; Booth, Char; Chappell, Alexandra; Stone, Sean M.; and Tagge, Natalie, "Visual Curriculum Mapping: Charting the Learner Experience" (2013). *Library Staff Publications and Research*. Paper 18.
http://scholarship.claremont.edu/library_staff/18


This Conference Proceeding is brought to you for free and open access by the Library Publications at Scholarship @ Claremont. It has been accepted for inclusion in Library Staff Publications and Research by an authorized administrator of Scholarship @ Claremont. For more information, please contact scholarship@cuc.claremont.edu.

Visual Curriculum Mapping: Charting the Learner Experience

Char Booth, Instruction Services Manager & E-Learning Librarian; Alexandra Chappell, Embedded Services Coordinator, Art & Gender Studies Librarian; Sara Lowe, Educational Services Assessment & Instruction Librarian; Sean Stone, Science & Asian Studies Librarian; Natalie Tagge, Instruction Librarian – Claremont Colleges Library, Claremont, CA

BEST PRACTICES

Annotations

- Symbols (e.g., ) to indicate: where library currently supports, opportunities to be involved, and/or non-productive avenues
- Note course faculty, times, dates, texts and course descriptions
- Links to personal or course pages if available
- Note classes with a heavy research component

Design Tips

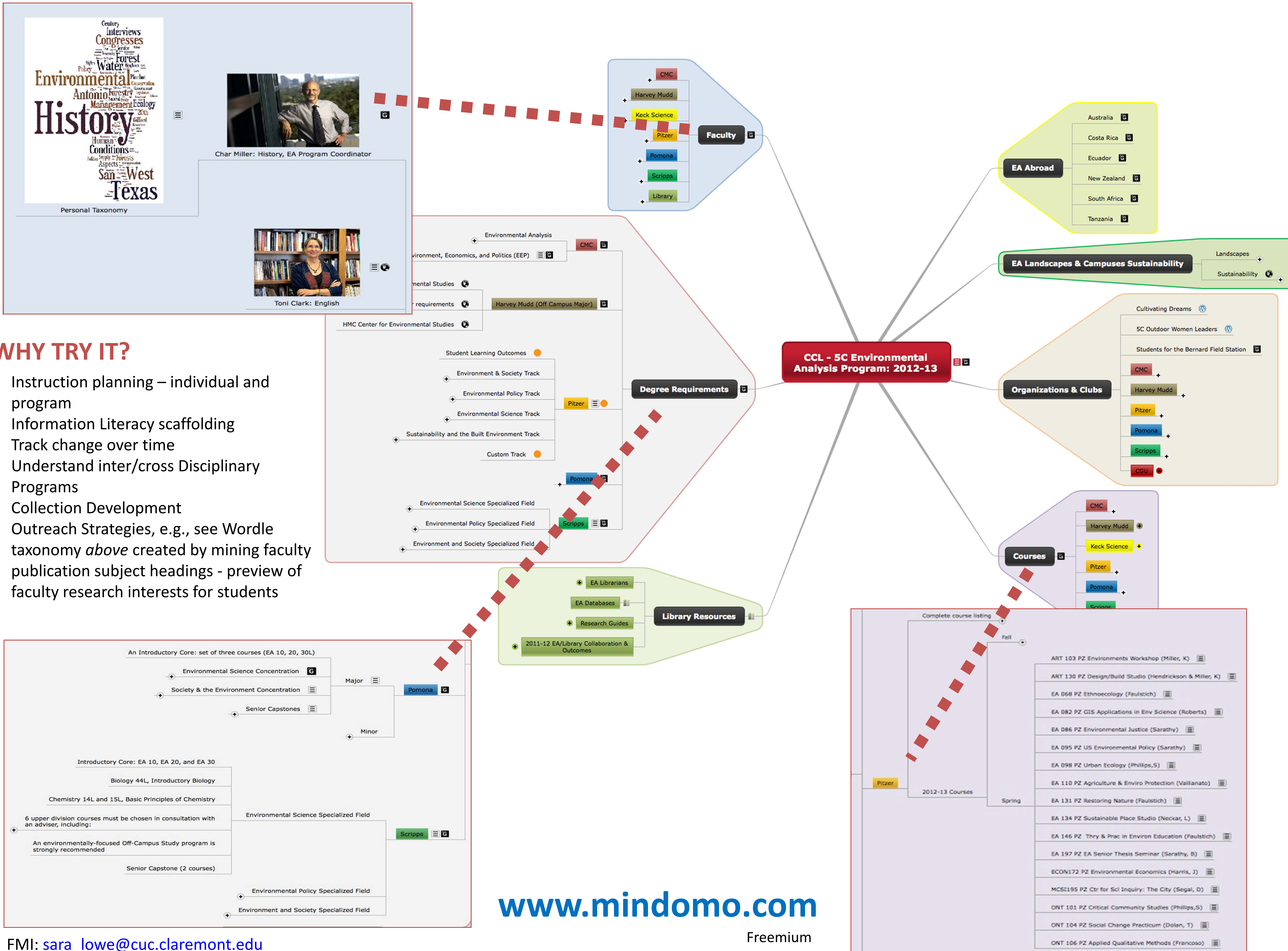
- Hyperlink whenever possible
- Add images/photos/video
- Use color coding and themes to your advantage
- Be careful when indicating connections with lines or other visual devices that quickly become cluttered

Structure – Why/How?

- Have a set template whenever possible
- Structure the map so that it best fits the way you or your audience will use it
- For curriculum, branches for courses, faculty, degree requirements
- For outreach, branches for student groups and organizations
- For collection development, collecting levels based on subject or curriculum offerings

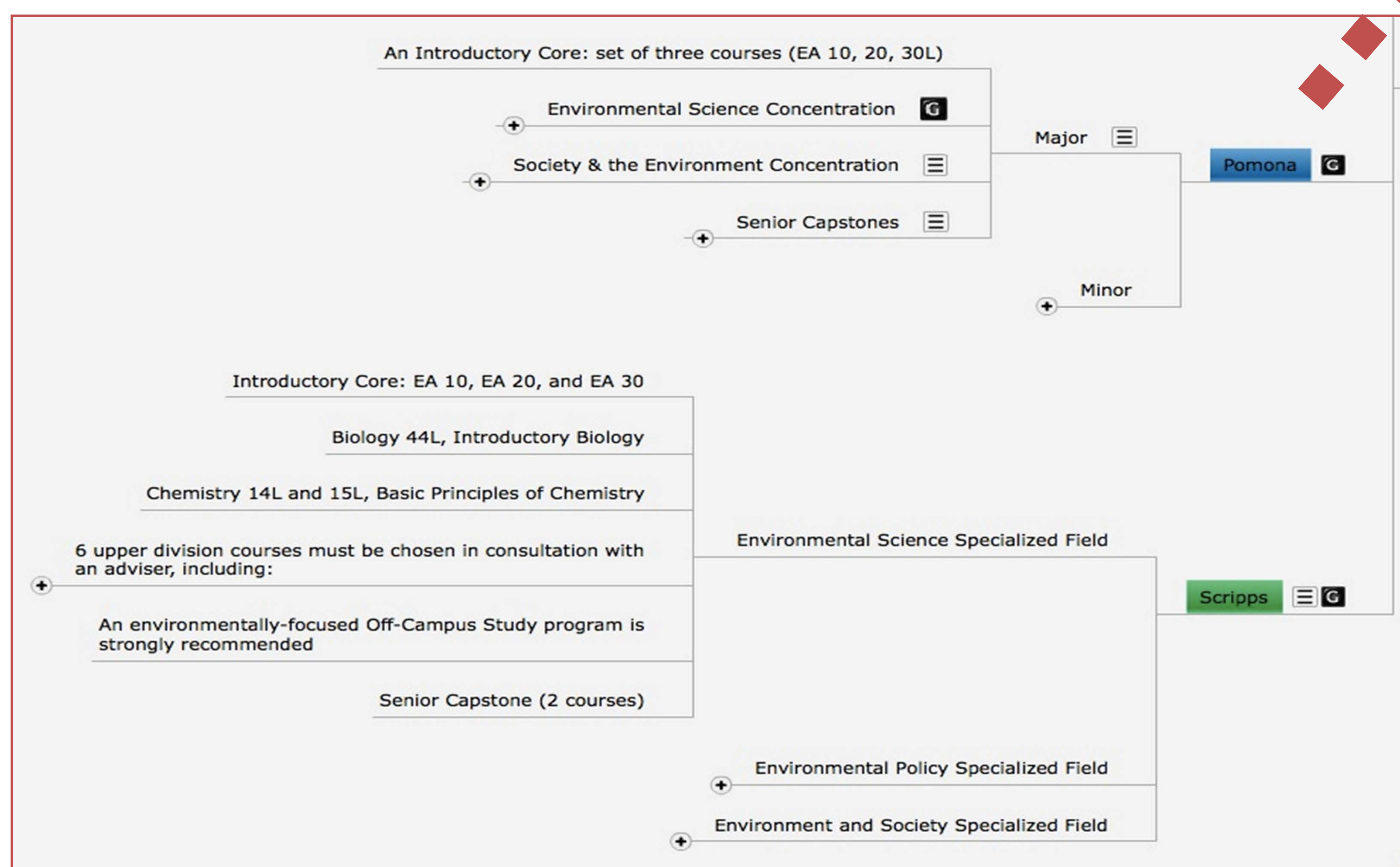
PUBLISHING OPTIONS

- Image exports to multiple formats, including PNG and PDF
- Download to Excel
- Embed in Website (see EA website for example *below* and at <http://ea.pomona.edu/>)



WHY TRY IT?

- Instruction planning – individual and program
- Information Literacy scaffolding
- Track change over time
- Understand inter/cross Disciplinary Programs
- Collection Development
- Outreach Strategies, e.g., see Wordle taxonomy *above* created by mining faculty publication subject headings - preview of faculty research interests for students



FMI: sara_lowe@cuc.claremont.edu

www.mindomo.com

Freemium

