

Washington University School of Medicine Digital Commons@Becker

Posters

2007: Alcohol Use Across the Lifespan

2007

Genome-wide linkage analysis for quantitative indices of alcohol consumption in Australian adults. Results from the Nicotine Addiction Genetics Project

Arpana Agrawal

A C. Heath

S F. Saccone

M L. Pergadia

J C. Wang

See next page for additional authors

Follow this and additional works at: <http://digitalcommons.wustl.edu/guzeposter2007>

 Part of the [Medicine and Health Sciences Commons](#)

Recommended Citation

Agrawal, Arpana; Heath, A C.; Saccone, S F.; Pergadia, M L.; Wang, J C.; Montgomery, G W.; Goate, A; Rice, J P.; Kaprio, J; Todd, R D.; Martin, N G.; and Madden, P A.F., "Genome-wide linkage analysis for quantitative indices of alcohol consumption in Australian adults. Results from the Nicotine Addiction Genetics Project" (2007). *Posters*. Paper 18 Samuel B. Guze Symposium on Alcoholism. <http://digitalcommons.wustl.edu/guzeposter2007/18>

This Poster is brought to you for free and open access by the 2007: Alcohol Use Across the Lifespan at Digital Commons@Becker. It has been accepted for inclusion in Posters by an authorized administrator of Digital Commons@Becker. For more information, please contact engeszer@wustl.edu.

Authors

Arpana Agrawal, A C. Heath, S F. Saccone, M L. Pergadia, J C. Wang, G W. Montgomery, A Goate, J P. Rice, J Kaprio, R D. Todd, N G. Martin, and P A.F. Madden

Genome-wide Linkage Analysis for Quantitative Indices of Alcohol Consumption in Australian Adults

Results from the Nicotine Addiction Genetics Project

*Arpana Agrawal; A. C. Heath; S.F. Saccone; M.L.
Pergadia; J.C. Wang; G. W. Montgomery; A.
Goate; J. P. Rice; J. Kaprio; R.D. Todd; N.G.
Martin; P.A. F. Madden.*

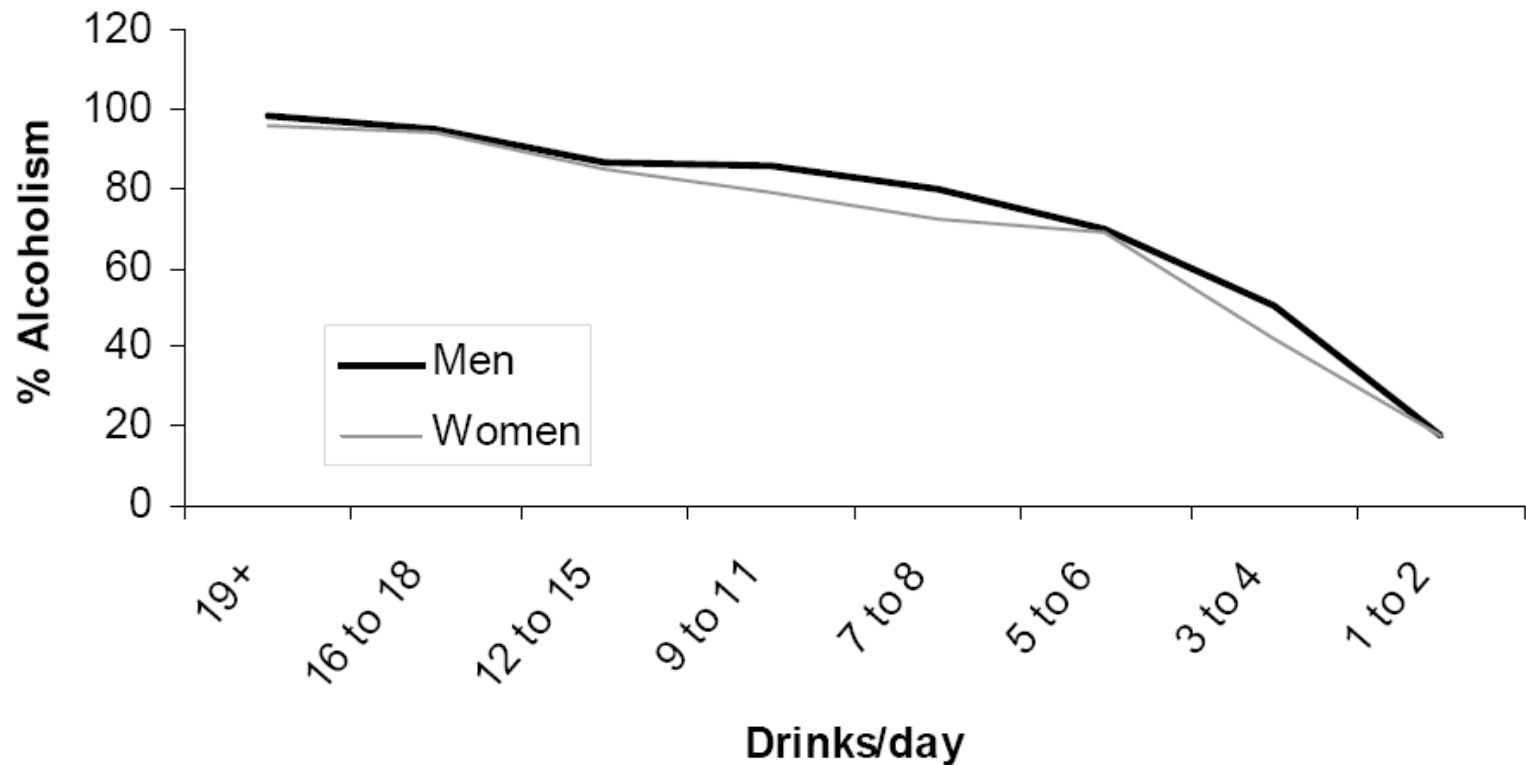


FIGURE 2: Prevalence of a lifetime history of DSM-IV alcohol abuse/dependence as a function of quantity of alcoholic drinks consumed per day during the heaviest drinking period in 43,093 participants from the NESARC

NICOTINE GENETICS CONSORTIUM SENIOR INVESTIGATORS

Pamela Madden, Ph.D.

John Rice, Ph.D.

Alison Goate, D.Phil.

Andrew Heath, D.Phil.

Richard Todd, Ph.D., M.D.

Alexandre Todorov, Ph.D.

Washington University School of Medicine, USA

Nicholas Martin, Ph.D.

Queensland Institute of Medical Research, Australia

Jaakko Kaprio, M.D., Ph.D.

Leena Peltonen, M.D., Ph.D.

Markku Koskenvuo, M.D., Ph.D.

University of Helsinki, Finland

ALCOHOL DEPENDENCE

- Heritability in adult samples is 40-60%;
- Linkage analyses in dense multiplex families show linkage on chromosomes 1, 2, 4, 6, 7, 9, 11;
- Strength: Diagnostic, Clinical Relevance, Comparability across studies;
- Limitations: Psychometric weakness, underpowered in samples ascertained for other traits;

Quantitative Indices of Alcohol Consumption

- **Maximum alcohol consumption in 24-hours (MaxDrinks)**
- **Frequency of alcohol consumption during heaviest 12-month period**
- **Weekly consumption during heaviest 12-month period**
- **Frequency of drinking to intoxication during heaviest 12-month period**
- **Maximum drinks consumed till tolerance**

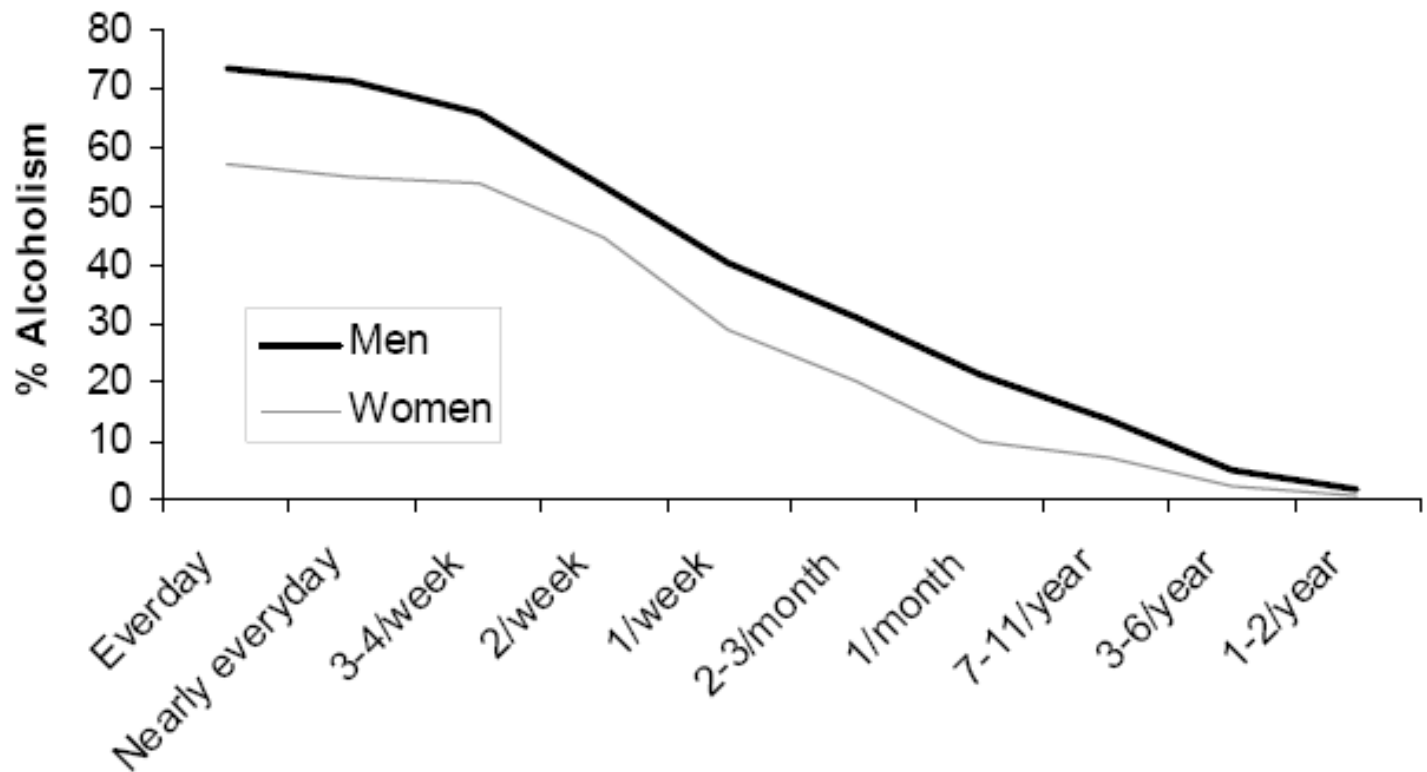


FIGURE 1: Prevalence of a lifetime history of DSM-IV alcohol abuse/dependence as a function of frequency of consumption of alcoholic drinks during the heaviest drinking period in 43,093 participants from the NESARC

Alcoholism and Alcohol Consumption: Genetic overlap

Table 1. Twin-cotwin correlations between quantitative indices of alcohol consumption and DSM-IV alcohol dependence in 6,257 adult Australian twins. MZ pairs shown in lower diagonal, DZ pairs in upper diagonal

	Alcoholism	Maxdrink	Freq	Quant/day	Drinks to Intoxication	Max Tolerance
Alcoholism	0.39 0.15	0.12	0.14	0.16	0.13	0.15
Maxdrinks	0.35	0.63 0.24	0.2	0.22	0.21	0.17
Frequency	0.28	0.44	0.50 0.23	0.14	0.19	0.14
Quantity/day	0.29	0.48	0.27	0.42 0.24	0.18	0.17
Drinks to Intoxication	0.35	0.41	0.39	0.32	0.45 0.19	0.11
Max Tolerance	0.22	0.48	0.34	0.37	0.39	0.39 0.15

MZ BELOW DIAGONAL; DZ ABOVE DIAGONAL;

AIM

To conduct linkage analyses for 6 quantitative indices of alcohol consumption in the Australian component of the NICOTINE ADDICTION GENETICS PROJECT (PI Madden).

METHODS

- Variables were normalized by adjusting for skewness and kurtosis;
- PROC FACTOR was used to create a factor score on the normalized variables;
- All variables, except the factor score were log-transformed, to approximate a normal distribution;
- PROC REG was used to eliminate confounding effects of gender and age;
- Residuals from the BIGSIB community sample were used to score residuals from NAG
- MERLIN-REGRESS was used for singlepoint and multipoint linkage analyses, with means and variances from BIGSIB, and $h^2=0.50$;

Australian NAG Sample

Australian families with at least one current or former heavy smoker (defined as smoking at least a pack a day or 40 or more cigarettes in their lifetime) (65) were identified from Twin89, Twin81 and Spouse81. The heavy smoking member of a discordant twin pair or a randomly selected member from a concordant heavy smoking twin pair or a spouse, either a heavy smoker themselves or married to a heavy smoking twin, were invited to participate.

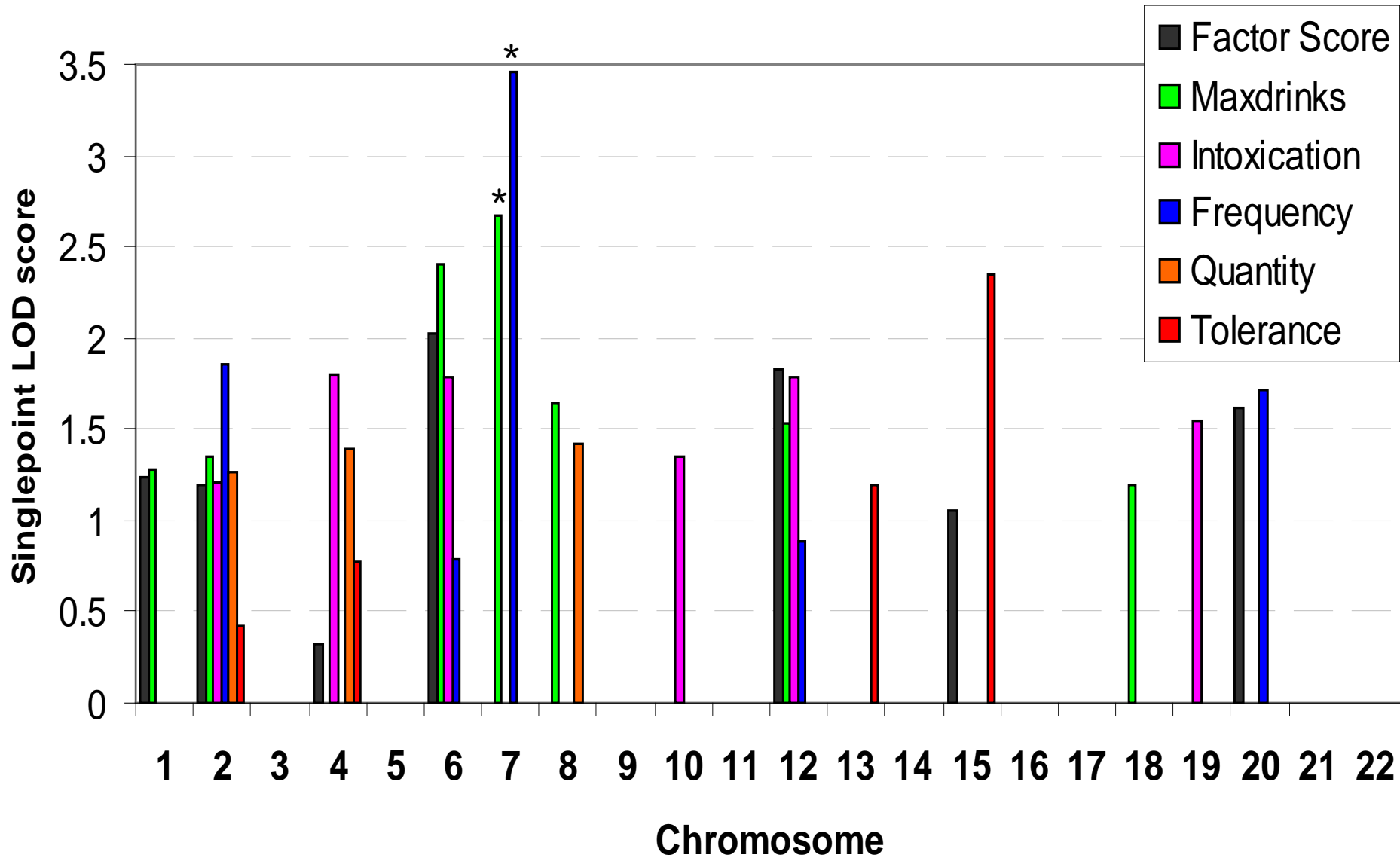


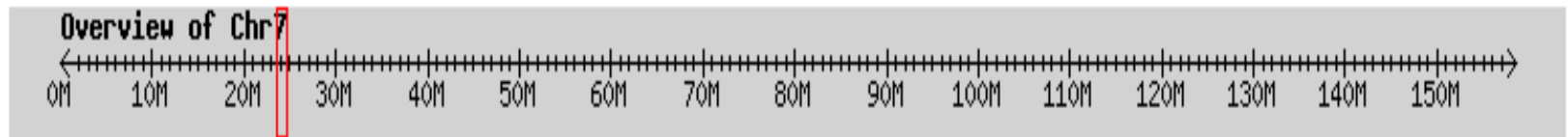
Figure 3. Singlepoint LOD scores for quantitative indices of alcohol consumption in Australian adults

* Regions with putative candidate genes for alcohol-related traits

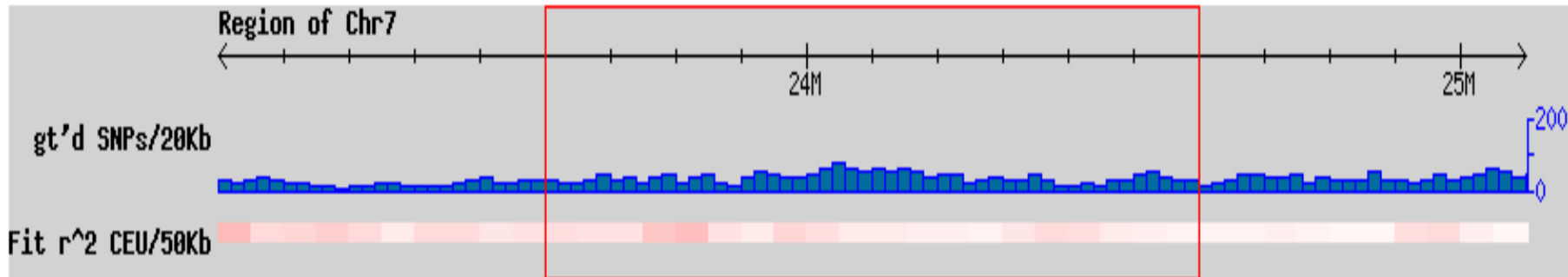
CANDIDATE GENES ON CHROMOSOME 7p

Neuropeptide Y

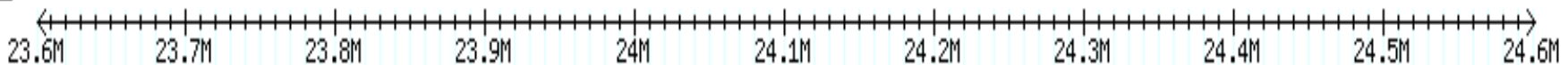
Overview



Region



Details



Entrez genes

NM_031414



STK31: serine/threonine kinase 31 isoform a

NM_032944



STK31: serine/threonine kinase 31 isoform b


NM_000905



NPY: neuropeptide Y




NM_016447



MPP6: membrane protein


NM_004403



DFNA5: deafness

Association with ethanol uptake in murine models

Neuropeptide Y



- A 36-amino acid neurotransmitter found in the brain and autonomic nervous system;
- The receptor protein that NPY operates on is a G-protein coupled receptor in the rhodopsin like GPCR family;
- Demonstrated role in animal models for feeding behavior and ethanol consumption;
- The Leu7Pro polymorphism in NPY is associated with increased alcohol consumption in humans (Lappalainen et al., 2006)

Cholinergic Muscarinic Receptor 2




- Muscarinic receptors membrane-bound [acetylcholine receptors](#) that are more sensitive to [muscarine](#) than to [nicotine](#);
- G-protein coupled, causing decrease in cAMP in the cell, leading to inhibitory-type effects.
- CHRM2 receptors are found in cardiac tissue and cause a slowing of sinoatrial [depolarization](#) and a decrease in conduction velocity;
- CHRM2 is associated with alcohol and drug dependence, with depressive disorders and IQ;

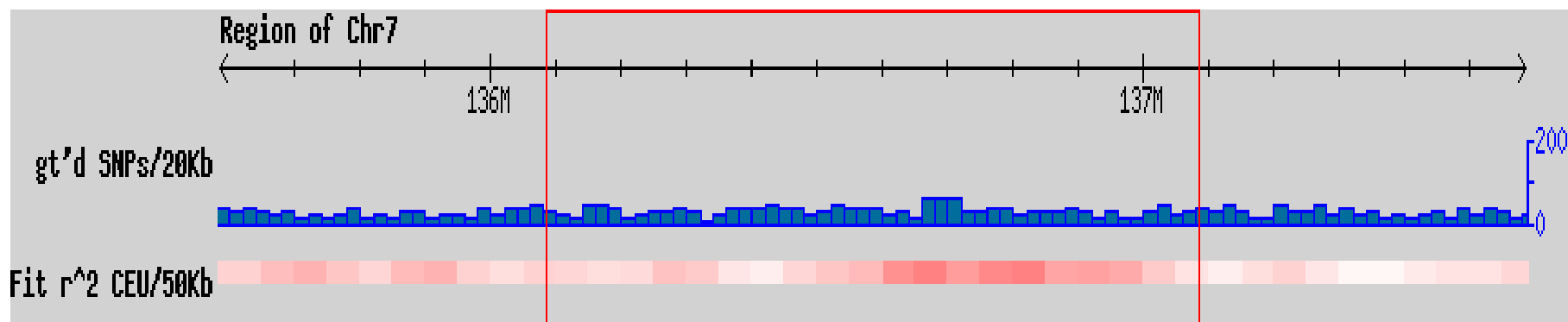
CANDIDATE GENES ON CHROMOSOME 7q

Cholinergic receptor, muscarinic 2


Overview



Region



Details



Association with alcohol and illicit drug dependence

SAMPLE

DNA and diagnostic interview data were available on 2,185 individuals from 508 nuclear families, which includes 658 founders (parents, with 250 families with both parents genotyped) and 1527 offspring (mean age 40 years), including sibling pairs.