

2014

Enjoying the skyline: Providing researchers with a view of impact

Karen E. Gutzman

Washington University School of Medicine in St. Louis

Cathy C. Sarli

Washington University School of Medicine in St. Louis

Kristi L. Holmes

Northwestern University

Follow this and additional works at: http://digitalcommons.wustl.edu/becker_pubs

Recommended Citation

Gutzman, Karen E.; Sarli, Cathy C.; and Holmes, Kristi L., "Enjoying the skyline: Providing researchers with a view of impact." 2014 Medical Library Association Annual Meeting and Exhibition, Chicago, IL. 2014. Paper 47.
http://digitalcommons.wustl.edu/becker_pubs/47

This Presentation Poster is brought to you for free and open access by the Becker Medical Library at Digital Commons@Becker. It has been accepted for inclusion in Becker Library Publications and Presentations by an authorized administrator of Digital Commons@Becker. For more information, please contact engeszer@wustl.edu.

Enjoying the Skyline: Providing Researchers with a View of Impact


Karen E. Gutzman¹ MA, MS; Cathy C. Sarli¹ MLS, AHIP; Kristi L. Holmes² PhD

¹Bernard Becker Medical Library, Washington University School of Medicine in St. Louis, St. Louis, MO, 63110

²Galter Health Sciences Library, Northwestern University, Chicago, IL, 60611

Problem

Acquiring research funding requires investigators to communicate their research effectiveness to funding agencies.



But...

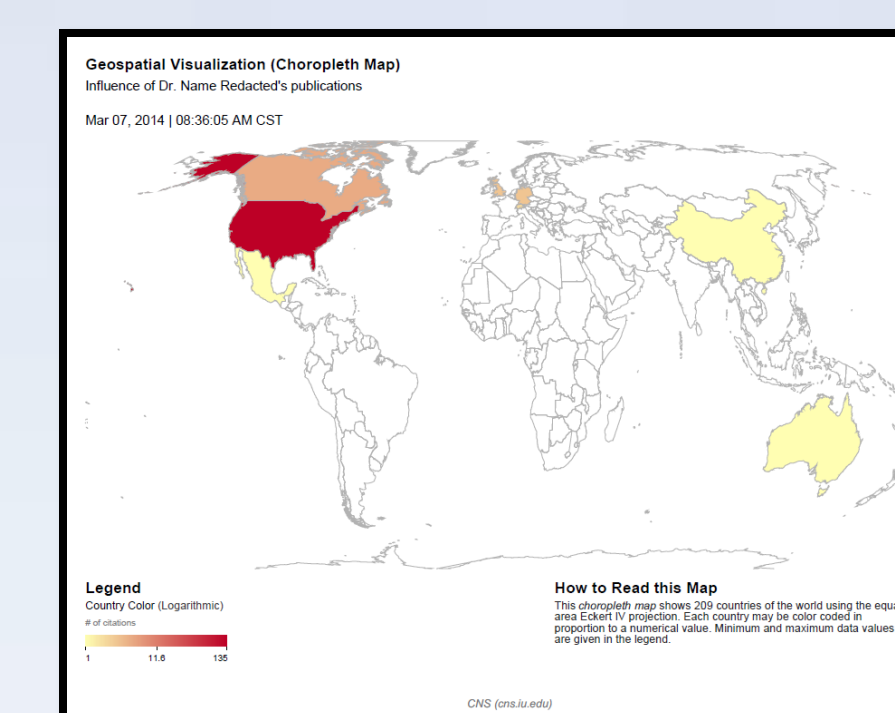
The process of determining research impact can seem incredibly complex.

What can libraries do?

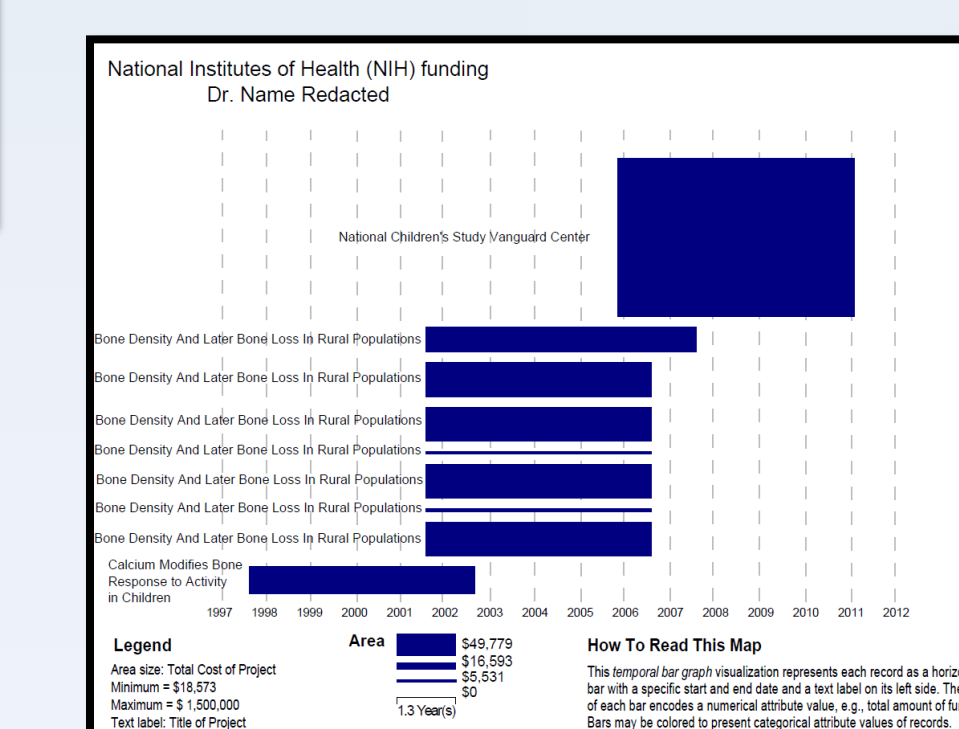
Libraries can assist in this ambitious and challenging endeavor by identifying research outcomes and outputs to help investigators visualize their own striking "research skyline."

Results

- Library staff completed a reporting template for each investigator. Included in this template is extensive background information including education, areas of research focus, and funding history.
- Publication data were gathered from three major resources and the data were analyzed in several ways, including the creation of temporal, geospatial and topical visualizations.
- Interview questions were developed to allow for in-depth consultation to identify additional indicators of research impact beyond publication data.



Examples of visualizations
Visualizations were made using:
• Sci2 tool (<https://sci2.cns.iu.edu/user/index.php>)
Data was from:
• Scopus (<http://www.scopus.com/>)
• Scholarly Database (<http://sdb.cns.iu.edu/>)



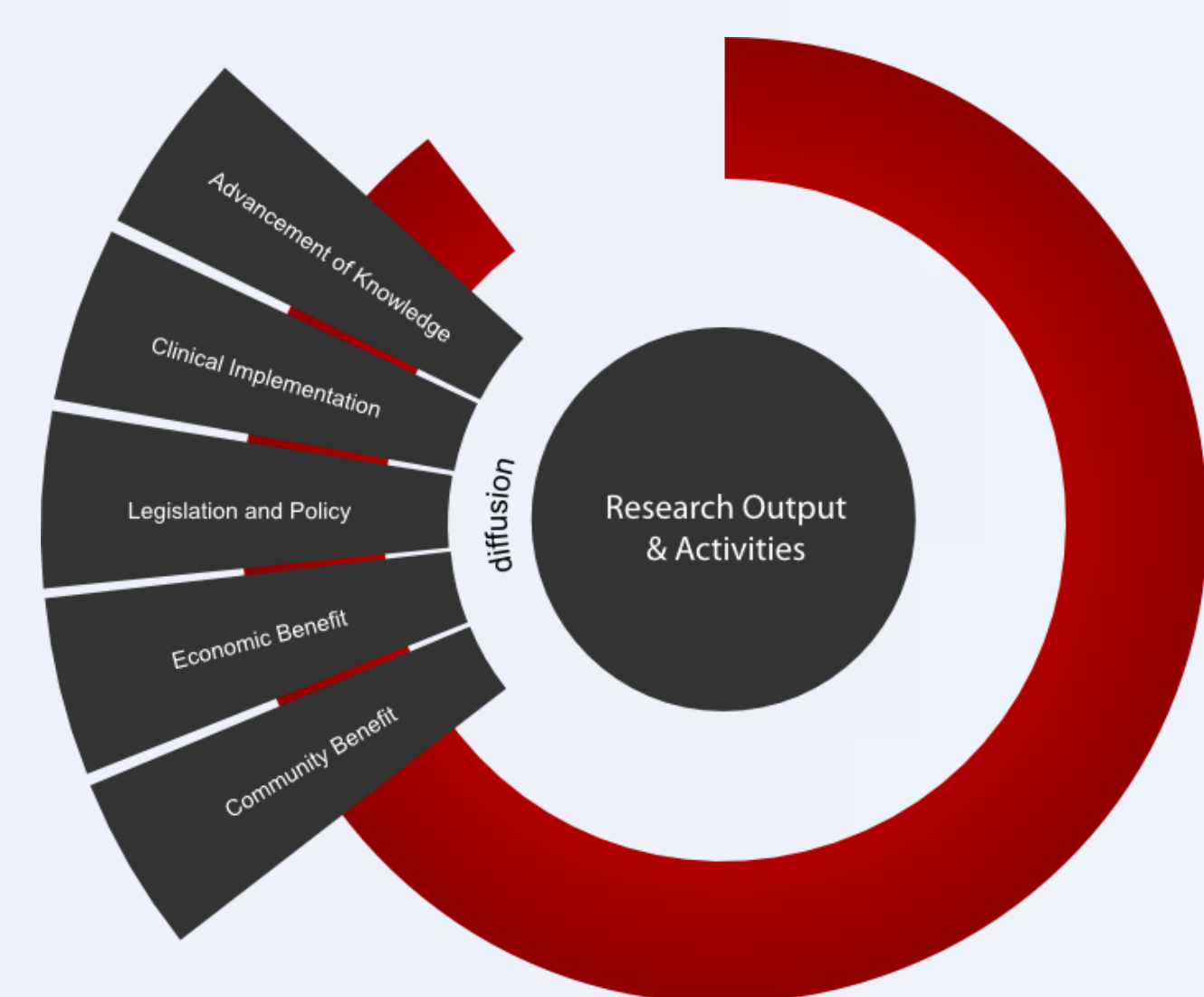
Example of narrative text
Justification of Grant Renewal Funding:
Since my grant was funded three years ago, I published three peer-reviewed works reporting on preliminary findings in the past two years. The three works have been cited a total of 32 times by subsequent works with a second generation citation count of 15 works from author affiliations representing six countries and three languages. In addition, one of my journal articles was reviewed by six Faculty1000 Prime reviewers as Recommended Readings and assigned the following categories: "Technical Advance," "New Finding," and "Interesting Hypothesis."
[Source: Scopus and Faculty1000 Prime]

Methods

- The Becker Medical Library and the Institute for Clinical and Translational Sciences selected six investigators representing various career stages and areas of research for analysis of research impact.
- A reporting template was developed to document background information and collect publication data from three resources.
- Sample interview questions were also created to allow for in-depth consultation with investigators.

Becker Medical Library Model for Assessment of Research Impact

<https://becker.wustl.edu/impact-assessment>



Investigator Reporting Template and Interview Questions

Other information includes downloads from Web of Science, Scopus, Google Scholar, and NIH RePORTER

Investigator Interview Sample Questions
Follow this template only as you find it helpful.

- What do you say when asked about the impact of your research?
- What do you feel are your most important or impactful publications?
- Of your most impactful publications, to your knowledge have they:
 - Influenced policy or practice guidelines
 - Influenced funding requests or grant applications
 - Resulted in changes in clinical or patient practice
- What sources do you know of that support evidence of such impact?
- What do you perceive as barriers to the dissemination of your work?
- Who are your main collaborators and why, and how did you begin your work with them?

Conclusions

The process of identifying meaningful indicators of research impact is a daunting feat. Impact becomes noticeable as research is built upon and disseminated, and requires ongoing documentation of research outputs and activities. While there are many citation metrics to provide an overview of impact, an in-depth investigation into those numbers, and in other areas of interest, as outlined in the Becker Medical Library Model for Assessment of Research Impact, will greatly benefit the investigator by providing better understanding of how and where their research is making an impact.

This project is sponsored in part by Washington University Institute of Clinical and Translational Sciences, NIH award UL1 TR000448.

Washington University in St. Louis
SCHOOL OF MEDICINE

Institute of Clinical and Translational Sciences

BERNARD BECKER MEDICAL LIBRARY
delivering knowledge, informing decisions

