

## Washington University School of Medicine Digital Commons@Becker

---

### Open Access Publications

---

2015

# Dialysis enrollment patterns in Guatemala: Evidence of the chronic kidney disease of non- traditional causes epidemic in Mesoamerica

Timothy S. Laux

*Washington University School of Medicine in St. Louis*

Joaquin Barnoya

*Washington University School of Medicine in St. Louis*

Douglas R. Guerrero

*Unidad Nacional de Atención al Enfermo Renal Crónico*

Marcos Rothstein

*Washington University School of Medicine in St. Louis*

Follow this and additional works at: [http://digitalcommons.wustl.edu/open\\_access\\_pubs](http://digitalcommons.wustl.edu/open_access_pubs)

---

### Recommended Citation

Laux, Timothy S.; Barnoya, Joaquin; Guerrero, Douglas R.; and Rothstein, Marcos, "Dialysis enrollment patterns in Guatemala: Evidence of the chronic kidney disease of non-traditional causes epidemic in Mesoamerica." *BMC Nephrology*.16,. 54. (2015). [http://digitalcommons.wustl.edu/open\\_access\\_pubs/3818](http://digitalcommons.wustl.edu/open_access_pubs/3818)

This Open Access Publication is brought to you for free and open access by Digital Commons@Becker. It has been accepted for inclusion in Open Access Publications by an authorized administrator of Digital Commons@Becker. For more information, please contact [engeszer@wustl.edu](mailto:engeszer@wustl.edu).

RESEARCH ARTICLE

Open Access

# Dialysis enrollment patterns in Guatemala: evidence of the chronic kidney disease of non-traditional causes epidemic in Mesoamerica

Timothy S Laux<sup>1,2</sup>, Joaquin Barnoya<sup>3\*</sup>, Douglas R Guerrero<sup>4</sup> and Marcos Rothstein<sup>5,6</sup>

## Abstract

**Background:** In western Nicaragua and El Salvador, chronic kidney disease (CKD) is highly prevalent and generally affects young, male, agricultural (usually sugar cane) workers without the established CKD risk factors. It is yet unknown if the prevalence of this CKD of Non-Traditional causes (CKDnT) extends to the northernmost Central American country, Guatemala. Therefore, we sought to compare dialysis enrollment rates by region, municipality, sex, daily temperature, and agricultural production in Guatemala and assess if there is a similar CKDnT distribution pattern as in Nicaragua and El Salvador.

**Methods:** The National Center for Chronic Kidney Disease Treatment (Unidad Nacional de Atención al Enfermo Renal Crónico) is the largest provider of dialysis in Guatemala. We used population, Human Development Index, literacy, and agricultural databases to assess the geographic, economic, and educational correlations with the National Center for Chronic Kidney Disease Treatment's hemodialysis and peritoneal dialysis enrollment database. Enrollment rates (per 100 000) inhabitants were compared by region and mapped for comparison to regional agricultural and daytime temperature data. The distribution of men and women enrolled in dialysis were compared by region using Fisher's exact tests. Spearman's rank correlation coefficients were calculated.

**Results:** Dialysis enrollment is higher in the Southwest compared to the rest of the country where enrollees are more likely ( $p < 0.01$ ) to be male (57.8%) compared to the rest of the country (49.3%). Dialysis enrollment positively correlates with Human Development Index and literacy rates. These correlations are weaker in the agricultural regions (predominantly sugar cane) of Southwest Guatemala.

**Conclusions:** In Guatemala, CKDnT incidence may have a similar geographic distribution as Nicaragua and El Salvador (higher in the high temperature and sugar cane growing regions). Therefore, it is likely that the CKDnT epidemic extends throughout the Mesoamerican region.

**Keywords:** Central America, Chronic kidney disease, Dialysis, Guatemala, Human development index, Literacy

## Background

Chronic kidney disease (CKD) prevalence is growing worldwide [1]. While CKD is most commonly caused by diabetes and hypertension, local epidemics of CKD have been described, some of unknown origin [1,2]. Locations affected include India [3], Sri Lanka [4,5], Egypt [6], and Central America [7-9]. In western Nicaragua, CKD is five times more common among men than women and is the

leading cause of death (95 deaths per 100 000 residents) among men [10]. In the city of Chichigalpa, Nicaragua, 46% of all male deaths from 2002–2012 were attributed to CKD [11]. Similarly, among men in El Salvador, it is the second leading cause of death [12,13] and, in 2009 and 2011, was the most common cause of in-hospital death [14,15]. Causes for this high prevalence remain to be determined, hence the terms CKD of Non-Traditional Causes (CKDnT), of Unknown Origin (CKDu) and Mesoamerican Nephropathy (MeN) [7,10,16,17]. Multiple hypotheses have been proposed, including work related heat stress and recurrent dehydration (e.g., linked to intense

\* Correspondence: barnoyaj@wudosis.wustl.edu

<sup>3</sup>Washington University in St Louis Division of Public Health Sciences, 660 S. Euclid Avenue, Campus Box 8100, St. Louis, MO 63110, USA  
Full list of author information is available at the end of the article

agricultural work like sugar cane cutting) [2,7,9,10,12, 14-27], agro-chemicals exposure [2,7,9,10,12,14,15,20,24, 25,28], nephrotoxic medication use (e.g. non-steroidal anti-inflammatory drugs) [7,10,12,14-17,20,25], low birth weight [7,10], and fructokinase mediated injury secondary to sweetened beverage consumption or sugar cane chewing [7,16,20,24,26,27].

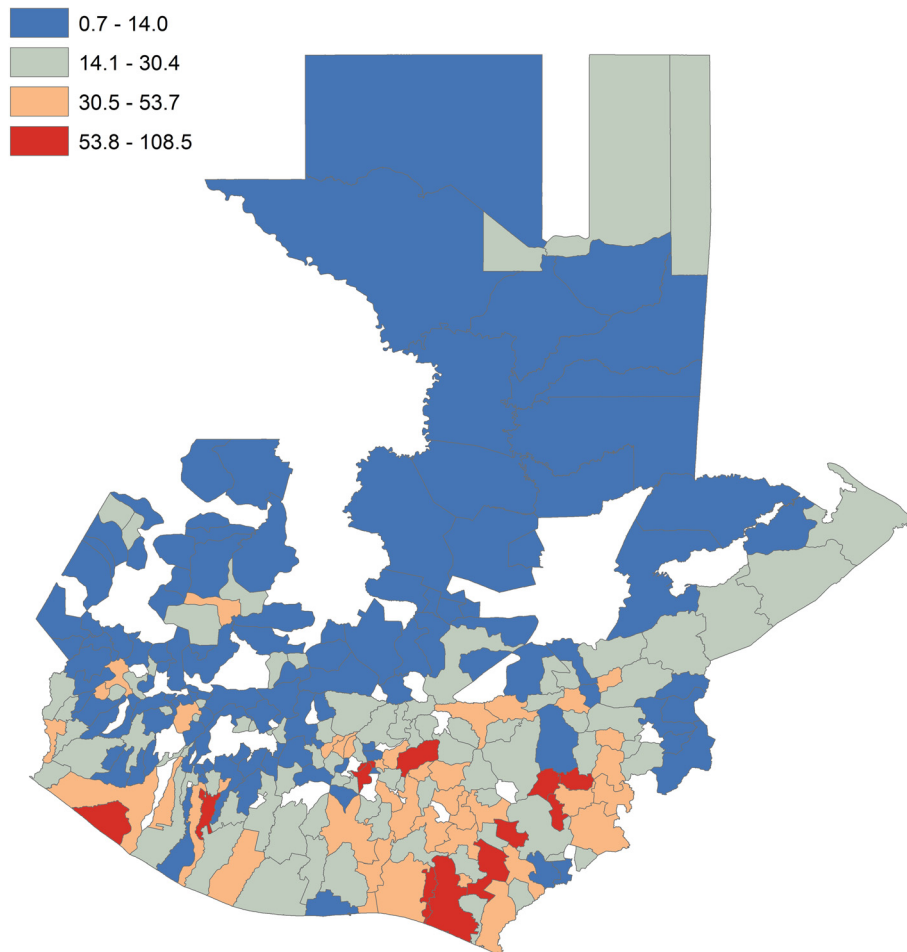
Guatemala has some of the highest rates of CKD and renal failure mortality seen in the Americas [29]. Like its Mesoamerican neighbors, Nicaragua and El Salvador, Guatemala shares many of the proposed risk factors for CKDnT. However, it is unknown if CKD (and, possibly, CKDnT) rates in Guatemala are higher in low-altitude agricultural regions in the Southwest as has been described in Nicaragua and El Salvador [12,17,21-23,30].

Therefore, we sought to compare dialysis enrollment rates by region, municipality, and sex and assess if there is a difference in the Southwest by economic development, literacy level, daily temperatures, and agricultural production.

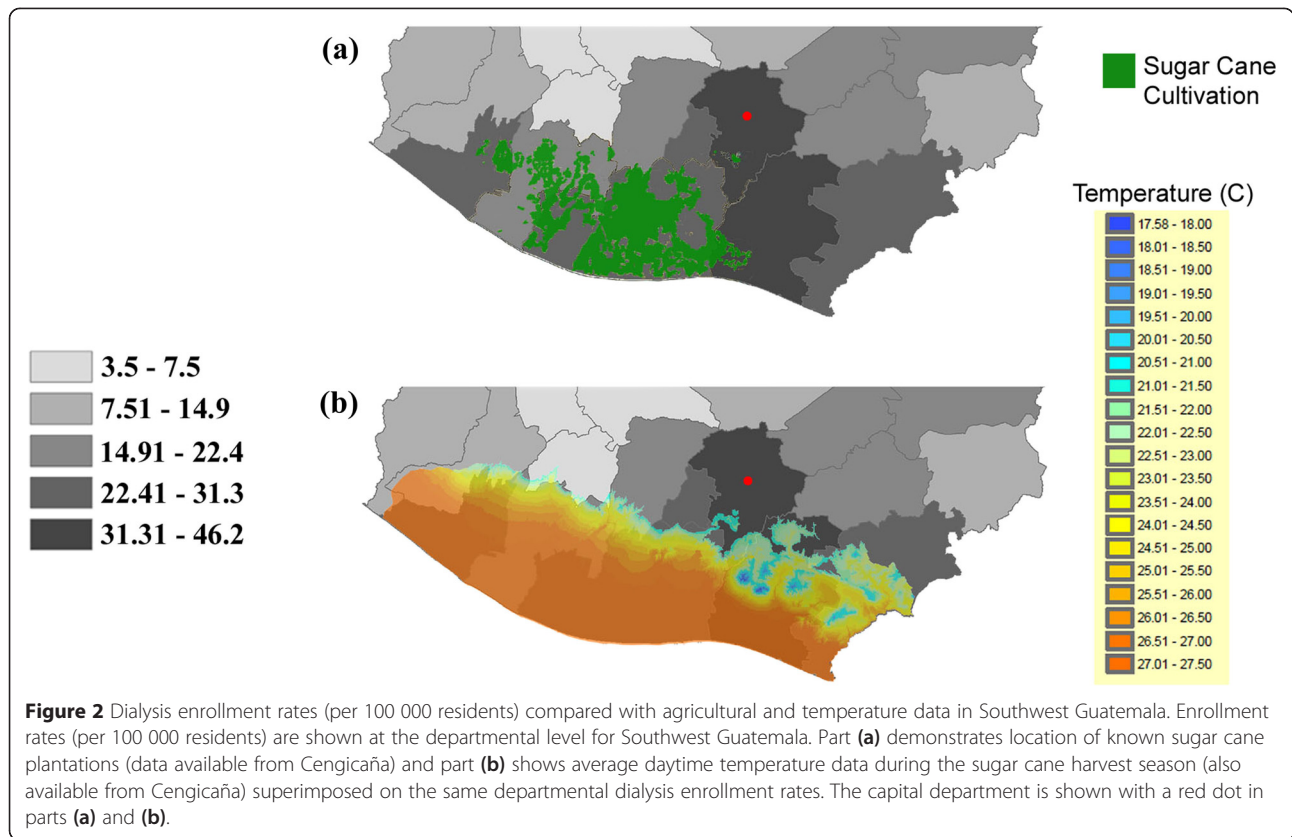
**Methods**

The National Center for Chronic Kidney Disease Treatment (Unidad Nacional de Atención al Enfermo Renal Crónico, UNAERC) maintains a database of all individuals enrolled in dialysis since 2008 (n = 3 105). This database includes patient’s sex, dialysis type (hemodialysis or peritoneal [PD]), and home address. Using projected 2012 census data [31], UNAERC calculated the dialysis enrollment rate per 100 000 inhabitants of each department and municipality. As of March 2013, data from patients enrolled in dialysis in 258 of Guatemala’s 332 municipalities (78%) in all 22 departments (100%) was available. In the Southwest, data was missing from 9 of 102 municipalities (8.8%), while data was missing from 65 of 230 municipalities (28.3%) in the rest of the country.

Dialysis enrollment rates were mapped using ArcGIS software (Esri, Redlands, California, United States). To determine if there is a geographic correlation between enrollment rates and sugar cane growing regions, dialysis enrollment rates were superimposed onto maps of sugar cane



**Figure 1** Dialysis enrollment rates (per 100 000 Residents) by Municipality in Guatemala. Enrollment rates (per 100 000 residents) are shown at the municipal level for all of Guatemala. Municipalities shown in white do not have data.



plantations. While sugar cane production is not the only crop in Guatemala, it is the predominant and most economically important in the Southwest departments (n = 5). Additionally, the high temperatures and flat land needed for these plantations are only available in the Southwest. This same mapping was also performed for dialysis enrollment and average daytime harvest temperatures in the Southwest. Both the sugar cane plantations and weather data are available from and used with the permission of the Guatemala Sugar Cane Research and Training Center (Centro Guatemalteco de Investigación y Capacitación de la Caña de Azúcar, Cengicaña).

Referral rates by sex were compared between the Southwest departments (n = 5) and the rest of the country (n = 17). Analyses of referral rate patterns were performed using Fisher’s exact tests. Correlations between dialysis enrollment rates and Human Development Index (HDI) and literacy rates for each municipality [32] were

estimated using Spearman’s rank (i.e., Spearman’s rho [r<sub>s</sub>]). HDI is a composite statistic which includes data concerning life expectancy, educational attainment, and wealth [33]. The correlation coefficients were compared between the entire nation (22 departments), Southwest Guatemala (5 departments), and the rest of Guatemala (17 departments).

As this study involved publicly available data with no patient identifiers, it was deemed exempt from Institutional Review Board or Ethics Committee approval. Permission was obtained from UNAERC to complete this study.

**Results**

Rates per 100 000 residents of individuals enrolled in dialysis were highest in the Southwest, shown at the municipal level (Figure 1). Locations of sugar cane plantations (Figure 2a) and higher daytime temperatures (Figure 2b) during the harvest season (November to April) closely overlap with dialysis enrollment rates.

**Table 1 Enrollment (by Sex) in all, peritoneal, and hemodialysis by region in Guatemala**

Location	All dialysis			Hemodialysis			Peritoneal dialysis		
	Men (n, %)	Women (n, %)	p	Men (n, %)	Women (n, %)	p	Men (n, %)	Women (n, %)	p
All Guatemala	1 591 (51.2%)	1 514 (48.8%)	————	389 (51.7%)	364 (48.3%)	————	1 202 (51.1%)	1 150 (48.9%)	————
Southwest (n = 5)	412 (57.8%)	301 (42.2%)	< 0.01	82 (57.3%)	61 (42.7%)	0.14	330 (57.9%)	240 (42.1%)	< 0.01
Other(n = 17)	1 179 (49.3%)	1 213 (50.7%)		307 (50.3%)	303 (49.7%)		872 (48.9%)	910 (51.1%)	

**Table 2 Enrollment in dialysis type by region**

Location	Hemodialysis (n, %)	Peritoneal Dialysis (n, %)	p-value
All Guatemala (n = 3 105)	753 (24.3%)	2 352 (75.7%)	–
Southwest (n =713)	143 (20.1%)	570 (79.9%)	< 0.01
Other (n = 2 392)	610 (25.5%)	1 782 (74.5%)	

Sex distribution was different between the Southwest departments and the rest of the country (Table 1) for all dialysis ( $p < 0.01$ ) and PD ( $p < 0.01$ ), but not hemodialysis ( $p = 0.14$ ). In the Southwest, 57.8% enrollees were male (57.3% of hemodialysis and 57.9% of PD) compared to 49.3% in the other departments (50.3% and 48.9%, respectively). PD is the most common dialysis modality in all of Guatemala (Table 2), but is more common in the Southwest (79.9%) than the rest of the country (75.7%,  $p < 0.01$ ).

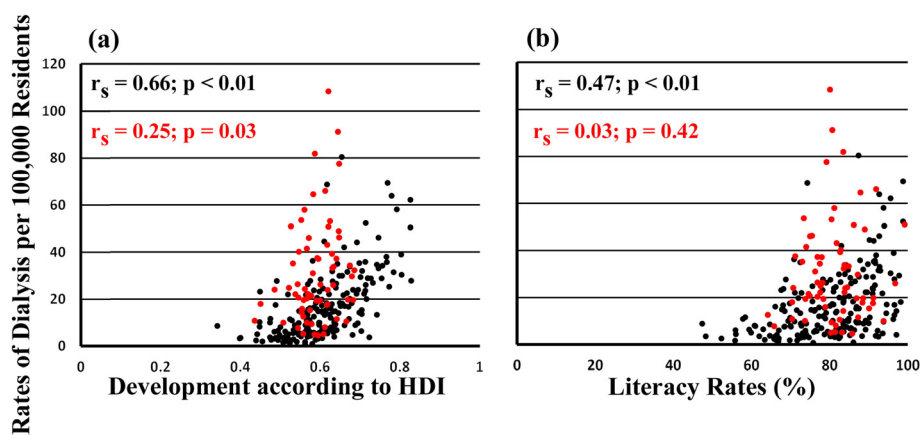
HDI and literacy rates increased at the national level as municipal dialysis enrollment rates increased (For HDI (range 0.34-0.83):  $r_s = 0.50$ ,  $p < 0.01$ ; for Literacy:  $r_s = 0.37$ ,  $p < 0.01$ ). The relationship between HDI / literacy rates and dialysis enrollment rates for both Southwest Guatemala (shown in red) and the 17 other departments (shown in black) appear in Figure 3. A stronger positive correlation was found between HDI and dialysis enrollment rates when only the municipalities in the 17 other departments were analyzed (Figure 3a, in black, HDI range 0.34-0.83,  $r_s = 0.66$ ,  $p < 0.01$ ) as compared to the weaker correlation in the Southwest departments (Figure 3a, in red, HDI range 0.40-0.75,  $r_s = 0.25$ ,  $p = 0.03$ ). Municipal literacy and dialysis enrollment rates were also strongly correlated in the 17 other departments (Figure 3b, in black,  $r_s = 0.47$ ,  $p < 0.01$ ). No correlation between municipal literacy rates and dialysis enrollment rates was seen in the Southwest (Figure 3b, in red,  $r_s = 0.03$ ,  $p = 0.42$ ).

Regarding dialysis type, a positive correlation between municipal dialysis enrollment rates and HDI was found for hemodialysis and PD (Table 3) that persisted when stratified by sex. This correlation, however, was weakest in Southwest Guatemala, especially among men enrolled in PD. The same pattern was seen when comparing municipal hemodialysis and PD enrollment rates and literacy rates (Table 3). The smallest correlation was again seen among men enrolled in PD in the Southwest.

**Discussion**

According to our findings, dialysis enrollment rates in Guatemala are higher in the Southwest. There, individuals are both more likely to be male and more likely to be enrolled in PD. These findings are particularly interesting because the Southwest is generally poorer than the rest of the country. It seems plausible to suggest that accessing dialysis would therefore be more difficult in these municipalities. The trends we noted in Guatemala closely parallel the pattern seen at the community level elsewhere in Central America, where the highest prevalence of CKD is seen in coastal Pacific communities among men. In Central America, the coastal Pacific regions are the hot, low-altitude environments in which sugar cane is grown.

The 3:2 male:female ratio of dialysis enrollees in Southwest Guatemala is smaller than the 3–4:1 ratios of CKD prevalence and mortality documented elsewhere in



**Figure 3** Dialysis Enrollment Rates (per 100 000 Residents) by Human Development Index and Literacy Rates in Guatemala. **(a)** Scatter plot of municipal dialysis enrollment per 100 000 residents by Human Development Index (HDI) for the 17 departments located outside of Southwest Guatemala (in black) and Southwestern Guatemala (in red). **(b)** Scatter plot of municipal dialysis enrollment per 100 000 residents by literacy rates for the 17 departments located outside of Southwest Guatemala (in black) and Southwestern Guatemala (in red). Spearman's correlation coefficients ( $r_s$ ) and p-values are shown for each region and are color coded in the same manner.

**Table 3 Correlations between human development index (HDI) and literacy rate by region, dialysis type and sex**

Indicator	Location	HD – All ( $r_s$ )	HD – Men ( $r_s$ )	HD – Women ( $r_s$ )	PD – All ( $r_s$ )	PD – Men ( $r_s$ )	PD – Women ( $r_s$ )
Human Development Index	All Guatemala (n = 258 municipalities in 22 departments)	$r_s = 0.39^\wedge$	$r_s = 0.28^\wedge$	$r_s = 0.34^\wedge$	$r_s = 0.47^\wedge$	$r_s = 0.42^\wedge$	$r_s = 0.35^\wedge$
	Southwest Guatemala (n = 64 municipalities in 5 departments)	$r_s = 0.47^\wedge$	$r_s = 0.25^*$	$r_s = 0.23^*$	$r_s = 0.23^*$	$r_s = 0.16$	$r_s = 0.21^*$
	Other Guatemala (n = 194 municipalities in 17 departments)	$r_s = 0.46^\wedge$	$r_s = 0.38^\wedge$	$r_s = 0.43^\wedge$	$r_s = 0.61^\wedge$	$r_s = 0.54^\wedge$	$r_s = 0.45^\wedge$
Literacy Rates	All Guatemala (n = 258 municipalities in 22 departments)	$r_s = 0.25^\wedge$	$r_s = 0.17^\wedge$	$r_s = 0.20^\wedge$	$r_s = 0.35^\wedge$	$r_s = 0.29^\wedge$	$r_s = 0.25^\wedge$
	Southwest Guatemala (n = 64 municipalities in 5 departments)	$r_s = 0.31^*$	$r_s = 0.11$	$r_s = 0.14$	$r_s = -0.03$	$r_s = -0.05$	$r_s = 0.04$
	Other Guatemala (n = 194 municipalities in 17 departments)	$r_s = 0.26^\wedge$	$r_s = 0.21^\wedge$	$r_s = 0.22^\wedge$	$r_s = 0.45^\wedge$	$r_s = 0.39^\wedge$	$r_s = 0.31^\wedge$

\*p = 0.01-0.05.

^ p &lt; 0.01.

Central America [7]. These differences are difficult to interpret as our unit of measure (dialysis enrollment rates by municipality and department from 2008–13) is different than any previously published. We do not believe that gender roles or occupational patterns in Southwest Guatemala are different from regions with higher documented ratios.

Our findings are in agreement with unpublished 2013 CKD mortality data from the Guatemalan Ministry of Health (personal communication). While the Ministry of Health data is organized by geographic areas-of-health, four of the top five CKD mortality rates are found in areas-of-health in the Southwest, the region with highest dialysis enrollment rates. In publicly available data from the Pan American Health Organization for 2005–08 [29], CKD and renal failure mortality in Guatemala has consistently been in the top 10 among reporting nations in Latin America.

The positive correlations between municipal dialysis enrollment rates, HDI's and literacy rates argue that access to dialysis is associated with wealth and education in most of Guatemala. The region where these correlations are weaker (or non-existent) is the Southwest, especially among men enrolled in PD. This could be explained by higher rates of End Stage Renal Disease among low-literacy individuals living in poorer municipalities, who are generally enrolled in PD due to a lack of access to Guatemala's hemodialysis infrastructure. We hypothesize that many of these individuals are agricultural workers [34], most of whom likely work in sugar cane plantations during the harvest season. These individuals' kidney failure is most likely secondary to CKDnT. This explanation, however, is speculative.

UNAERC classifies patients by municipality of residence and not municipality of work. Many individuals with End Stage Renal Disease often move to the capital department to better access dialysis. This referral bias may explain why the capital department (shown in Figure 2a and b with the red dots) appears to have higher enrollment rates despite being located outside Southwest Guatemala.

Our data has strengths and limitations. To the best of our knowledge, this is the first time dialysis enrollment rates in Guatemala (or any Mesoamerican country) have been correlated with an economic (HDI) or educational (literacy rates) indicator and only the second time maps of agricultural activity and regional temperature have been used to analyze CKDnT [35].

However, individuals enroll in dialysis through multiple institutions in Guatemala and even though UNAERC is the largest dialysis provider to the public sector (including agricultural workers), those receiving treatment elsewhere are not included in our database. UNAERC's database is also more complete for Southwest Guatemala (91.2% of municipalities reporting), though it is still quite complete for the rest of Guatemala (71.7% of municipalities reporting). It is unclear why this occurred and if this affects the overall dialysis enrollment trends in either region. In addition,

UNAERC's database is limited and lacks data on kidney failure causes, occupational history, patient age, or age at enrollment. Finally, dialysis enrollment was used as a proxy for kidney failure incidence and, by extension, CKD incidence rates. As far as the authors are aware, there is no current CKD screening in Guatemala, including in the sugar cane plantations. As such, increased screening for CKD in Southwest Guatemala seems very unlikely. As renal replacement therapy is not widely available in most of Guatemala, we suspect that our data underestimate the true burden of kidney disease and failure.

## Conclusions

The overlap between dialysis enrollment rates, agricultural production (sugar cane), average daytime harvest temperatures, and the predominance of male enrollees supports the hypothesis that a similar disease pattern – likely CKDnT - is occurring in Southwest Guatemala as in western Nicaragua and El Salvador.

The etiology of and possible solutions to CKD in this region merits additional and urgent research.

## Abbreviations

CENCAM: Consorcio de la Epidemia de la Nefropatía en Centroamérica y México (Consortium for the Epidemic of Nephropathy in Central America and Mexico); Cengicaña: Centro Guatemalteco de Investigación y Capacitación de la Caña de Azúcar (Guatemala Sugar Cane Research and Training Center); CISTA: Centro de Investigación en Salud, Trabajo y Ambiente (Center for Investigation in Health, Work and Environment); CKD: Chronic Kidney Disease; CKDnT: Chronic Kidney Disease of Non-Traditional Causes; CKDu: Chronic Kidney Disease of Unknown Origins; HDI: Human Development Index; MeN: Mesoamerican Nephropathy; PD: Peritoneal Dialysis;  $r_s$ : Spearman's rank order correlation coefficient (Spearman's rho); UNAERC: Unidad Nacional de Atención al Enfermo Renal Crónico (The National Center for Chronic Kidney Disease Treatment); UNAN-Leon: Universidad Nacional Autónoma de Nicaragua, León (National Autonomous University of Nicaragua at León).

## Competing interests

Dr. Rothstein has worked as a consultant for Gambro Corporation and as a paid speaker for Amgen and American Regent. All other authors report no financial or non-financial conflicts of interest. The authors alone are responsible for the content and writing of the paper.

## Authors' contributions

TL carried out the database creation, data analysis, manuscript, figure and table preparation, manuscript revision and manuscript submission and was involved with study conception and design. JB carried out data analysis, manuscript, figure and table preparation and manuscript revision and was involved with study conception and design. DG carried out data collection and manuscript, table and figure revision and was involved with study conception and design. MR was involved with data analysis, manuscript, figure and table preparation and manuscript revision and was involved with study conception and design. All authors read and approved the final manuscript.

## Authors' information

TL was previously involved with research related to CKDnT in Nicaragua at UNAN-Leon (Universidad Nacional Autónoma de Nicaragua, León – National Autonomous University of Nicaragua at León), specifically with CISTA (Centro de Investigación en Salud, Trabajo y Ambiente – Center for Investigation in Health, Work and Environment). He is also a member of CENCAM (Consorcio de la Epidemia de la Nefropatía en Centroamérica y México / Consortium for the Epidemic of Nephropathy in Central America and Mexico). JB is an established non-communicable disease researcher within and outside of Central America

and is a member of CENCAM. DR is the Director of UNAERC in Guatemala. MR is a Nephrologist with greater than three decades of clinical experience and research. Currently he runs the outpatient dialysis units associated with Barnes Jewish Hospital and is faculty at the Washington University School of Medicine in St. Louis.

#### Acknowledgments

This work was funded by grants from the Institute for Public Health at Washington University in St. Louis, The Foundation for Barnes Jewish Hospital, and the Mentors-in-Medicine-International program through the Department of Medical Education at Barnes Jewish Hospital. All authors would like to acknowledge Dr. Lou-Meda's (Guatemala City, Guatemala) willing collaboration, Dr. Victor Davila's (St. Louis, Missouri, United States), Sonya Izadi's (St. Louis, Missouri, United States), and Nicole Hepner's (St. Louis, Missouri, United States) help in manuscript preparation and Dr. Steven Laux's (Deer Park, Illinois, United States) help with figure drawing. The lead author would also like to acknowledge Dr. Lisa Zickuhr's (St. Louis, Missouri, United States) and Anita Chary's (St. Louis, Missouri, United States) support.

#### Author details

<sup>1</sup>Barnes-Jewish Hospital Department of Internal Medicine, St. Louis, MO, USA. <sup>2</sup>Department of Medicine, Division of Medical Education, Washington University School of Medicine, 660 South Euclid Avenue, Box 8121, St. Louis, MO 63110, USA. <sup>3</sup>Washington University in St. Louis Division of Public Health Sciences, 660 S. Euclid Avenue, Campus Box 8100, St. Louis, MO 63110, USA. <sup>4</sup>Unidad Nacional de Atención al Enfermo Renal Crónico, 9a. Avenida 3-40 Zona 1, Ciudad de Guatemala 01001 Guatemala, Centro América. <sup>5</sup>Division of Renal Diseases, Washington University in St. Louis, St. Louis, MO, USA. <sup>6</sup>Washington University School of Medicine, Division of Renal Diseases, 660 South Euclid Avenue, Campus Box 8126, St. Louis, MO 63110, USA.

Received: 28 September 2014 Accepted: 1 April 2015

Published online: 14 April 2015

#### References

- Jha V, Garcia-Garcia G, Iseki K, Li Z, Naicker S, Plattner B, et al. Chronic kidney disease: global dimension and perspectives. *Lancet*. 2013;382(9888):260–72.
- Almaguer M, Herrera R, Orantes CM. Chronic kidney disease of unknown etiology in agricultural communities. *MEDICC Rev*. 2014;16(2):9–15.
- Rajapurkar MM, John GT, Kirpalani AL, Abraham G, Agarwal SK, Almeida AF, et al. What do we know about chronic kidney disease in India: first report of the Indian CKD registry. *BMC Nephrol*. 2012;13:10.
- Nanayakkara S, Komiya T, Ratnatunga N, Senevirathna ST, Harada KH, Hitomi T, et al. Tubulointerstitial damage as the major pathological lesion in endemic chronic kidney disease among farmers in North Central Province of Sri Lanka. *Environ Health Prev Med*. 2012;17(3):213–21.
- Wanigasuriya K. Update on uncertain etiology of chronic kidney disease in Sri Lanka's north-central dry zone. *MEDICC Rev*. 2014;16(2):61–5.
- El Minshawy O. End-stage renal disease in the El-Minia Governorate, upper Egypt: an epidemiological study. *Saudi J Kidney Dis Transpl*. 2011;22(5):1048–54.
- Correa-Rotter R, Wesseling C, Johnson RJ. CKD of unknown origin in Central America: the case for a Mesoamerican nephropathy. *Am J Kidney Dis*. 2014;63(3):506–20.
- Ordunez P, Martinez R, Reveiz L, Chapman E, Saenz C, Soares da Silva A, et al. Chronic kidney disease epidemic in Central America: urgent public health action is needed amid causal uncertainty. *PLoS Negl Trop Dis*. 2014;8(8):e3019.
- Silva LC, Ordunez P. Chronic kidney disease in Central American agricultural communities: challenges for epidemiology and public health. *MEDICC Rev*. 2014;16(2):66–71.
- Weiner DE, McClean MD, Kaufman JS, Brooks DR. The Central American epidemic of CKD. *Clin J Am Soc Nephrol*. 2013;8(3):504–11.
- Glaser J, Weiss I, La Isla F. CKDu: Strategies for saving lives now. *MEDICC Rev*. 2014;16(2):81–2.
- Orantes CM, Herrera R, Almaguer M, Brizuela EG, Hernandez CE, Bayarre H, et al. Chronic kidney disease and associated risk factors in the Bajo Lempa region of El Salvador: Nefrolempa study, 2009. *MEDICC Rev*. 2011;13(4):14–22.
- Disease and injury country estimates. [[http://www.who.int/healthinfo/global\\_burden\\_disease/estimates\\_country/en/index.html](http://www.who.int/healthinfo/global_burden_disease/estimates_country/en/index.html)]
- Herrera R, Orantes CM, Almaguer M, Alfonso P, Bayarre HD, Leiva IM, et al. Clinical characteristics of chronic kidney disease of nontraditional causes in Salvadoran farming communities. *MEDICC Rev*. 2014;16(2):39–48.
- Orantes CM, Herrera R, Almaguer M, Brizuela EG, Nunez L, Alvarado NP, et al. Epidemiology of chronic kidney disease in adults of Salvadoran agricultural communities. *MEDICC Rev*. 2014;16(2):23–30.
- Wesseling C, Crowe J, Hogstedt C, Jakobsson K, Lucas R, Wegman DH. The epidemic of chronic kidney disease of unknown etiology in Mesoamerica: a call for interdisciplinary research and action. *Am J Public Health*. 2013;103(11):1927–30.
- Brooks DR, Ramirez-Rubio O, Amador JJ. CKD in Central America: a hot issue. *Am J Kidney Dis*. 2012;59(4):481–4.
- Crowe J, Moya-Bonilla JM, Roman-Solano B, Robles-Ramirez A. Heat exposure in sugarcane workers in Costa Rica during the non-harvest season. *Glob Health Action*. 2010;3:1–9.
- Delgado CO. Heat stress assessment among workers in a Nicaraguan sugarcane farm. *Glob Health Action*. 2009;2:1–6.
- Johnson RJ, Sanchez-Lozada LG. Chronic kidney disease: Mesoamerican nephropathy—new clues to the cause. *Nat Rev Nephrol*. 2013;9(10):560–1.
- Peraza S, Wesseling C, Aragon A, Leiva R, Garcia-Trabanino RA, Torres C, et al. Decreased kidney function among agricultural workers in El Salvador. *Am J Kidney Dis*. 2012;59(4):531–40.
- Sanoff SL, Callejas L, Alonso CD, Hu Y, Colindres RE, Chin H, et al. Positive association of renal insufficiency with agriculture employment and unregulated alcohol consumption in Nicaragua. *Ren Fail*. 2010;32(7):766–77.
- Torres C, Aragon A, Gonzalez M, Lopez I, Jakobsson K, Elinder CG, et al. Decreased kidney function of unknown cause in Nicaragua: a community-based survey. *Am J Kidney Dis*. 2010;55(3):485–96.
- Raines N, Gonzalez M, Wyatt C, Kurzrok M, Pool C, Lemma T, et al. Risk factors for reduced glomerular filtration rate in a Nicaraguan community affected by Mesoamerican nephropathy. *MEDICC Rev*. 2014;16(2):16–22.
- Vela XF, Henriquez DO, Zelaya SM, Granados DV, Hernandez MX, Orantes CM. Chronic kidney disease and associated risk factors in two Salvadoran farming communities, 2012. *MEDICC Rev*. 2014;16(2):55–60.
- Roncal Jimenez CA, Ishimoto T, Lanaspá MA, Rivard CJ, Nakagawa T, Ejaz AA, et al. Fructokinase activity mediates dehydration-induced renal injury. *Kidney Int*. 2014;86(2):294–302.
- Robey RB. Cyclical dehydration-induced renal injury and Mesoamerican nephropathy: as sweet by any other name? *Kidney Int*. 2014;86(2):226–9.
- Soderland P, Lovekar S, Weiner DE, Brooks DR, Kaufman JS. Chronic kidney disease associated with environmental toxins and exposures. *Adv Chronic Kidney Dis*. 2010;17(3):254–64.
- Data presented at COMISCA meeting, April 2013, El Salvador. [[http://www.paho.org/hq/index.php?option=com\\_content&view=article&id=9402](http://www.paho.org/hq/index.php?option=com_content&view=article&id=9402)]
- O'Donnell JK, Tobey M, Weiner DE, Stevens LA, Johnson S, Stringham P, et al. Prevalence of and risk factors for chronic kidney disease in rural Nicaragua. *Nephrol Dial Transplant*. 2011;26(9):2798–805.
- Proyeccion de Poblacion por municipio 2008–2020. [<http://www.oj.gob.gt/estadisticaj/files/poblacion-total-por-municipio1.pdf>]
- Biblioteca del Desarrollo: Fasciculos Departamentales. [<http://desarrollohumano.org.gt/content/fasciculos-departamentales>]
- Frequently Asked Questions - Origin and Purpose of the Human Development Report. [<http://hdr.undp.org/en/humandev>]
- Krznicar R. The Limits on Pro-poor Agricultural Trade in Guatemala: Land, Labour and Political Power. *J Hum Dev*. 2006;7(1):111–35.
- VanDervort DR, Lopez DL, Orantes CM, Rodriguez DS. Spatial distribution of unspecified chronic kidney disease in El Salvador by crop area cultivated and ambient temperature. *MEDICC Rev*. 2014;16(2):31–8.