

Barnes Bulletin

Barnes Hospital, St. Louis, Missouri, December 1981, Volume XXXV, Number 12

Barnes is designated Level I trauma center

Barnes Hospital has been officially designated a Level I adult trauma center by the Missouri Division of Health. St. Louis University Hospital also received the top designation and both Cardinal Glennon and St. Louis Children's were designated Level I pediatric hospitals.

To receive the Level I designation, a hospital must have capability for treating the most severe injuries and must have a critical-care staff including a surgical trauma team and an open-heart surgery team with facilities and staff instantaneously available around the clock.

Seven area hospitals have qualified as Level II trauma centers, including DePaul, St. Joseph in Kirkwood, St. John's, Normandy Osteopathic North, St. Joseph's in St. Charles, St. Anthony's and Christian-Northeast. A number of other hospitals will be designated Level III centers and will treat less serious injuries.

Designation of Level I, II, and III centers is the first step in developing a statewide trauma program, which it is hoped will assure quicker, more efficient emergency care of accident victims. The next step will be for hospitals and ambulance districts to develop protocols to identify trauma patients and guidelines for directing them to the appropriate hospital.

It is expected that the program will be put into operation locally and across the state during 1982.

MHA speakers agree hospitals must change

Speakers at both general sessions and workshops told 3,000 persons attending the annual meeting of the Missouri Hospital Association in November that change is coming and that hospitals should take an active role in shaping that change.

Missouri congressman Richard Gephardt outlined proposed legislation that is designed to put some of the burden of health care choice and financing on the consumer, a step he says is necessary if costs are to be controlled. Barnes president Robert E. Frank, the 1981 MHA chairman, presided during the convention and told members, "we face a year of challenges unlike any we have yet encountered because of cutbacks in government-financed programs and the still-growing demand for hospital services." MHA's 1982 chairman, E. Wynn Presson, president of Research Medical Center in Kansas City, agreed, "knowledgeable persons have told us change is coming. Let's hear these messages as a challenge."

At the annual banquet, Mr. Frank presented the MHA distinguished service award, the association's highest honor, to Neil C. Wortley, administrator of Lester E. Cox Medical Center in

Springfield, recognizing a career that has spanned more than 30 years. The auxiliary of Cox Medical Center was recognized as Missouri's outstanding auxiliary in a large hospital, an honor won by Barnes auxiliary last year.

New Year to bring change to QT restaurant

New menu selections, the opening of an executive dining room and a new evening dinner atmosphere are all part of the changes ringing in the New Year in the Queeny Tower restaurant.

"A new 'good morning' breakfast menu includes fruit juices, chilled fruit compote, omelettes, pancakes, cereals, pastries and breakfast sandwiches of egg, bacon or sausage, melted cheese on an English muffin or toast," said QT restaurant manager Shirley Emerson. The Tower breakfast special boasts sauteed chicken livers and scrambled eggs with hot buttered toast.

The new lunch selection will highlight the best of the old and some new dishes. Prosperity sandwich, peasant platter, Reuben sandwich, omelette and Cuisinere salad are some of the old favorites appearing on the new menu. "There also will be two house dressings," said Mrs. Emerson, "the original Mayfair and a new dill dressing."

Among the new lunch delights are hot roast beef and hot turkey sandwiches, homemade chili, barbeque beef, and a "lite" platter for dieters with broiled top sirloin, cottage cheese and peach half. "There also will be two Chef Specials offering an endless variety of entrees seven days a week," said Mrs. Emerson. Reservations are always welcomed (Ext. 3350 or 3380).

Lunch time will also see the Parkside room, formerly the library room, converted to an executive dining area. Seating 40 persons for lunch from 11 a.m. to 3 p.m., this dining room is by reservation only (Ext. 3380). The Parkside still can be reserved for private group breakfasts and dinners.


The dinner hour will boast fine, candlelight dining from 5 to 10 p.m. each evening. The new dinner menu offers selections ranging from pizza to Veal Scallopini Marsala to homemade soups and pies.

"The changes will allow our staff to provide faster service and a better quality and selection of food for our patrons," said Mrs. Emerson. "Carryouts, of course, for all three meals are available." The Queeny Tower restaurant is open 7 a.m. to 10 p.m., seven days a week.

Barnes annual report wins MHA award

The Barnes Hospital 1980 annual report won third place honors in the Missouri Muleshoe Awards sponsored by the Missouri Association for Hospital Public Relations. The award was presented at the MHA convention in November.

The purpose of the awards, which were initiated this year, is to recognize quality performance, encourage professionalism, and expose other PR institutions to outstanding PR practices.



Max Poll

Max Poll named Barnes executive vice-president

Max Poll, who has been administrator of Boone Hospital Center in Columbia, Mo., for the past four years, has been named executive vice-president of Barnes Hospital, effective January 1. He succeeds John Warmbrodt, who recently announced he will retire at the end of this month.

Mr. Poll joined Boone in 1977 after working as an assistant director at St. Luke's Hospital in Kansas City. He is credited with reorganizing the administration of the 320-bed hospital, which last year had a budget of \$30 million. He also helped implement a \$19 million expansion project that is nearing completion.

Mr. Poll graduated from Western Michigan University in Kalamazoo in 1972 and received his MHA degree from the University of Minnesota in 1974.

Ways to avoid ER visits this winter

Put an old blanket or heavy overcoat in your car. Better yet, add a pair of galoshes and a pair of warm gloves. Those precautions now may help keep you out of an emergency room when winter storms strike unexpectedly.

Every year, when the snow flies and traffic jams the highways, unprepared drivers are forced from their heated cars into the cold. With temperatures below freezing, wind blowing and wet snow piled everywhere, it takes only a few minutes for someone dressed in a lightweight coat or jacket and loafers or high-heeled shoes to suffer frostbite or hypothermia.

Frostbite can strike with amazing quickness if a person's hands, feet or face are unprotected, especially if they are wet. Dr. Donald Sessions, Barnes/WU otolaryngologist who spent years in
(Continued on page 2)

Front cover: Old English sheepdogs are more than just lapping bundles of fur this Christmas season — they're an official preppy pet. But be careful, the choice of pet is only the first step in prep. The name must also fit the preppy image. (See centerspread for more holiday gift ideas.)

Winter tips

(Continued from page 1)

the arctic, warns that the worst thing a person who has frostbite can do is to warm the affected part and then continue out in the weather so that it is refrozen. Gangrene and loss of fingers or toes is the consequence. His advice is to get to an emergency room or to a permanent shelter before slowly thawing the frostbitten areas in tepid water.

Hypothermia, the lowering of a person's body temperature several degrees below the normal 98.6, can affect anyone, but is more common among infants and the old, whose bodies do not regulate temperature well. According to Dr. Robert Stine, director of Barnes emergency department, elderly persons who turn their thermostats down too far are susceptible. "Many elderly persons who cannot afford adequate heating and live in indoor temperatures of 60 degrees or below for several days may become victims of hypothermia. So may anyone of any age who is out of doors for extended periods without sufficient protective clothing, including kids, hunters and snowbound travelers." He suggests keeping the room temperature at 70 degrees and wearing extra clothing, such as sweaters, robes, thick socks and caps. Outside, several layers of clothing are far more effective than one heavier layer. Rubber or plastic gloves worn under winter mittens help conserve heat in the fingers. Plastic bags worn between socks and boots do a similar job.

Another all-too-common ER problem results from incorrectly attempting to jump-start a car on a wintry morning when a sluggish motor refuses to turn over without an assist. "The combination of cold, frustration and impatience when one is late already can lead to carelessness," warns Dr. Robert Marcus, Barnes emergency physician. Incorrectly connected jump cables can produce a spark which ignites built-up hydrogen, exploding the battery. Each winter victims of this type accident are seen at Barnes with burned eyes, vitreous hemorrhage and detached retinas which occasionally result in permanent vision problems.

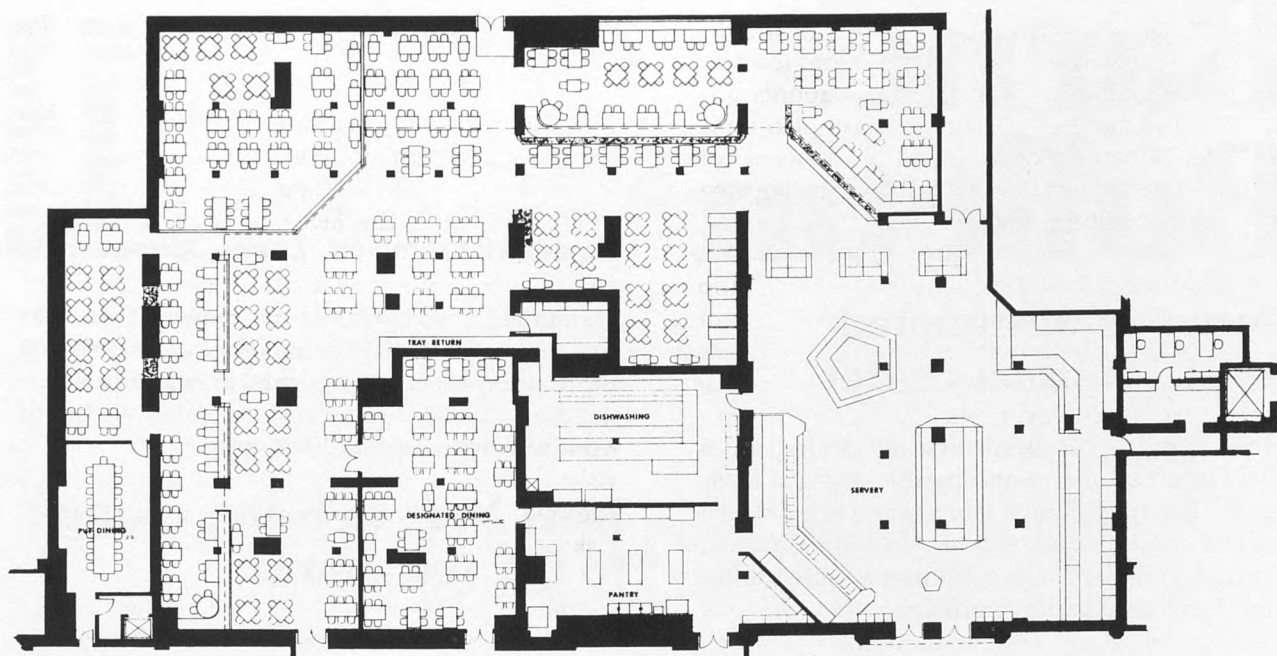
The combination of cold air and exercise is blamed for many heart attacks every winter. The elderly, particularly, are prone to heart attacks brought on by exertion in cold temperatures, but younger people who believe themselves to be in good health are not immune. "Anyone not used to physical exertion should be especially careful not to overdo it when the temperature falls," said Dr. Stine.

All the doctors interviewed agree that the best way to avoid the dangers unique to winter is to stay warm, use common sense and be as prepared as possible for unexpected emergencies, such as being stranded in the snow or being without heat at home due to power outages. "A new battery and a check-up for both car and driver might be in order too."

Linneberger named to credit union board

Barnes associate administrator Richard Linneberger has been named a member of the St. Louis Teachers' Credit Union board of directors to fill the unexpired term of Elmer Adams who died of a heart attack this fall. The term expires in March at which time Mr. Linneberger can run for reelection to a full three-year seat.

The 15-member board meets monthly and is responsible for setting policy for the 27,000-member credit union and establishing new programs for its participants. More than 1,800 Barnes employees are members of the StLTCU.



Planned cafeteria expansion/renovation: Bounded by Renard corridor (at the top) and Barnard corridor (at the bottom), the Barnes employe cafeteria will be completed in 1983.

Employe cafeteria to undergo major facelift

Expanded facilities, scatter food lines, a hot and cold sandwich/deli area, private dining area and public visitors' dining accommodations are just some of the new concepts being incorporated into the Barnes employe cafeteria renovation.

The first step of Phase I, which will begin by January, will be the demolition of existing walls between the current cafeteria and the main East/West corridor's red carpet area. When the project is completed the north/south hallway presently connecting the red carpet information desk area to the telecommunications entrance will be closed and an east/west hallway will connect the telecommunications entrance to Renard corridor. A new cafeteria serving and seating area and a dietary administrative office will be constructed in this area.

Offices currently located in the area to be demolished will be relocated. The house staff office will be moved to the current evening/night administrator office on the first floor of Rand-Johnson and the evening/night administrator will be moved to the ground floor of East Pavilion. The Catholic chaplains' office will be moved to the EP's ground floor in the area formerly occupied by the information desk. Safety/employe health director Ed Thurman and the methods office are scheduled to move to the human resources area on the ground floor; and public relations will move to permanent quarters on the ground floor of Queeny Tower.

Phase II will see the completion of additional seating areas in the south and east portions of the present cafeteria, including an elevated dining area. Construction of a new dishwashing area and pantry will be completed.

Phase III will include the demolition of the old serving area to accommodate additional seating, including a 104-seat designated dining area which can be used in the evening for private meetings of groups such as the Barnes Hospital Society, and a private dining room for physicians in the old pantry area. The renovation project will be completed by mid 1983.

Upon completion of the area, the new main entrance will be located south of the present entrance in Barnard corridor. The cafeteria entrance by the Renard elevators will remain intact.

"The current employe cafeteria seats 440 persons and serves a total of 1850 persons every weekday from 11 a.m. to 2 p.m.," said Robert Shircliff, Barnes associate administrator. "The renova-

tion, increasing the square footage of cafeteria space from 10,400 to 19,200 square feet (an increase of 84 percent), will seat 750 persons and allows us to serve approximately 2,500 persons during weekday lunchtimes."

"In addition to an expanded area, the renovation will allow Barnes to provide a pleasant and more relaxing atmosphere for employees, improve the flow of traffic during the peak meal periods and allow us to offer meal accommodations for visitors."

Platelet labeling advances blood clot detection

Ongoing clinical research by a group of Barnes/WU doctors into labeling platelets with a radioactive isotope may provide a more sensitive method to detect blood clots following hip surgery or stroke.

The indium-labeled platelet study developed at the thrombosis and stroke centers here may lead to an accurate, noninvasive method of detecting blood clots anywhere in the body. Using a combination of conventional nuclear medicine imaging techniques and the localizing agent, radioactive indium-111, doctors are able to detect blood clots in the calf and leg veins of patients after hip surgery. The test also may be used in certain patients to pinpoint clots in the pelvic and kidney regions.

In stroke patients, radioactively labeled platelets provide a simple means of detecting arteriosclerotic plaques that form on the wall of the carotid artery. The labeling of these plaques by radioactive platelets could help doctors predict the occurrence of a second stroke.

For the test, a specimen of the patient's blood is drawn and the platelets are tagged with a small quantity of the radioactive isotope. The tagged platelets are then reinjected into the vein, and a nuclear scan is taken of the legs, abdomen, chest and head. The scan picks up radioactivity accumulating at a specific site, thus pinpointing the location of a blood clot.

The testing has been underway in Barnes stroke patients for approximately four years and was begun in hip surgery patients about six months ago, because of the high incidence of blood clots forming after such surgery. Barnes is one of 15 hospitals evaluating the diagnostic potential of indium-labeled platelets, a technique developed at the Mallinckrodt Institute of Radiology.

According to Dr. Laurence Sherman, director of

Barnes blood bank and coinvestigator in the indium-labeled platelet study, blood clots form in the leg veins of 30 to 50 percent of patients undergoing hip surgery. A recent study also indicated that 42 percent of such blood clots were not diagnosed by physical examination of the leg area for signs of swelling, tenderness or pain.

"The majority of blood clots in the legs will stop growing without treatment. The clot will not break off and migrate to the lungs, causing illness or death due to obstruction of the pulmonary blood vessels. However, the clot will not completely dissolve. Residual obstruction or narrowing of the veins may occur, permanently impairing the venous return," said Dr. Sherman.

A corollary to the platelet labeling research is the assessment of three drug protocols— aspirin, low dose aspirin and hydroxychloroquine—in preventing blood clots after surgery. Aspirin has been used for years to combat pain, fever and inflammation, and recent research has shown the drug may inhibit the formation of blood clots. Hydroxychloroquine is currently used to treat arthritis and some types of malaria.

Hip surgery patients participating in the study receive one of the three drugs, a high dose equivalent of four adult-strength aspirin, a low dose of two baby aspirin, or hydroxychloroquine. Blood tests are done daily to compare each drug's effectiveness in preventing blood clots.

"In essence the research is both diagnostic and prognostic. The combined use of nuclear medicine and radioactive isotope indium-111 to detect accurately the presence or absence of blood clots has provided a valuable diagnostic tool. Its future value in determining the prognosis of stroke and detecting blood clots after surgery will continue to be evaluated," said Dr. Barry A. Siegel, director of nuclear medicine at the Mallinckrodt Institute of Radiology. Dr. Siegel is taking part in the study with Dr. Michael Welch, radiation sciences, Dr. Lee Ford, orthopedic surgery, Dr. Sherman and several other Barnes/WU researchers.

Healthy baby born to cancer patient

Shortly after the new year began in 1981, Linda and John Hendren of Ballwin, Missouri, discovered that their third child would be born in the fall. The news hit them with the same excitement that they had felt when their sons Jeff, eight years, and Brian, five years, were born. The Hendrens' excitement soon turned to concern when it was found that Mrs. Hendren had breast cancer and faced surgery and chemotherapy.

During the first few months of her pregnancy, Mrs. Hendren began to have shooting pains down her left arm and breast. There was no immediate evidence of a lump, but to satisfy her fears, she consulted her gynecologist. The doctor believed that she was experiencing pregnancy-related discomfort or had developed a common fibrocystic lump. As the pain increased, Mrs. Hendren was referred to a surgeon for a biopsy. The surgeon encouraged Mrs. Hendren to postpone the test, restating her gynecologist's beliefs. Three months after she first began experiencing the pain, Mrs. Hendren was diagnosed as having breast cancer.

Mrs. Hendren contacted the Barnes/Washington University department of obstetrics and gynecology and reached Dr. Lee Rigg. Dr. Rigg said, "When Linda described her situation, I immediately accepted her as a patient since I specialize in high-risk pregnancies. Then I referred her to

Dr. Marc Wallack, Barnes/WU surgical oncologist.

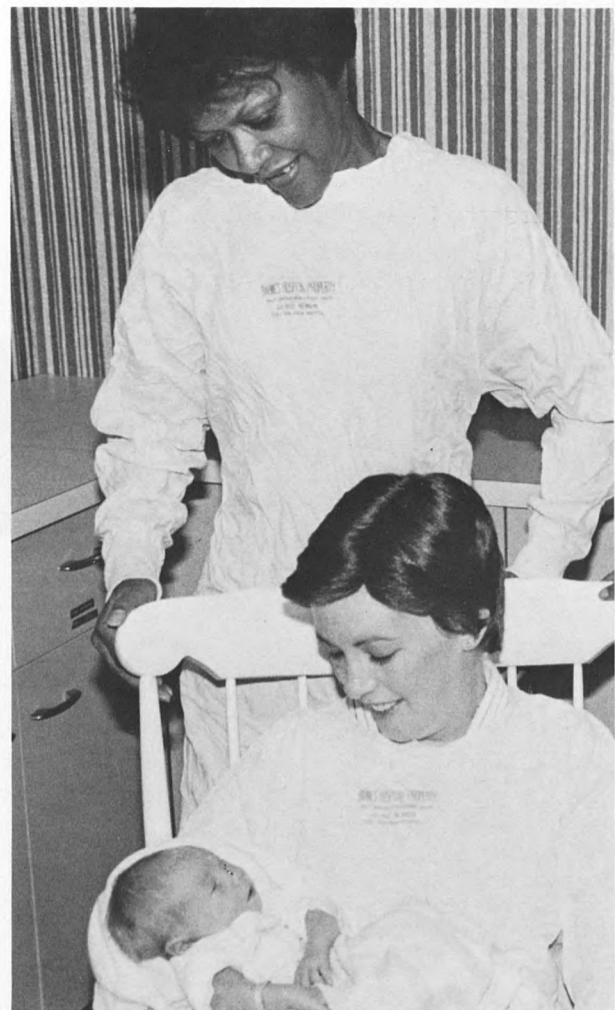
Mrs. Hendren's case is unusual. "The number of 27-year-old pregnant women who have cancer is very low," said Dr. Rigg. Dr. Wallack added, "Combined with the fact that there is always a risk to the fetus while under general anesthetic (which was necessary for the mastectomy Mrs. Hendren had) and that little research has been done on the effect of chemotherapy treatments on the fetus, it was a delicate situation."

Mrs. Hendren said, "After being informed of the risks, I decided the advantages of trying to arrest the cancer as soon as possible outweighed those risks."

A mastectomy was performed under general anesthesia. Because 31 lymph nodes were affected, the cancer may have already spread elsewhere. Dr. Wallack was eager for Mrs. Hendren to begin chemotherapy to achieve control of the cancer. He said, "At the time Linda was to begin chemotherapy, her baby was still too small to be delivered. If delivered early, the baby might not have survived. We—Linda, her husband and doctors—wanted to take this pregnancy as far as possible."

Dr. Alex Denes, Barnes/WU hematologist-oncologist, joined the team of Dr. Wallack and Dr. Rigg in providing the best, most precise care for Mrs. Hendren. Dr. Denes explained, "I consulted the National Cancer Institute on specific drugs needed for Linda's chemotherapy and the safety of the drugs during pregnancy. Chemotherapy agents can pass through the placenta, but are likely to affect the fetus only in the first trimester of pregnancy. Linda was in her third trimester and therefore the risks to the fetus were felt to be low. With the NCI's assurances, we were able to go ahead with Linda's treatment."

Mrs. Hendren said, "After my first chemotherapy session, I began thinking that if these drugs are strong enough to stop the growth of cancer, they may stop the growth of my baby. When I was due to begin my second chemotherapy treatment, I could not go through with it emotionally. By this time, I was in my eighth month of pregnancy and an ultrasound test indicated my baby's growth was progressing. Because I had had my two previous children by cesarean section, it was decided the baby could be deliv-



While an oncology patient in Queeny Tower, Linda Hendren made frequent trips to the Barnes East Pavilion nursery to visit her new son, John Walter Hendren III.

ered immediately and then I could begin the second treatment."

John Walter Hendren III was born at Barnes Hospital on September 25, bearing a close resemblance to his father. He was a perfectly normal, healthy child.


"I feel fortunate that I was near Barnes where not just one doctor, but a team of doctors were able to help my specific needs," said Mrs. Hendren.

Mrs. Hendren still faces 18 months of chemotherapy treatments, but she said, "I feel confident now. The treatments seem like the easiest part compared to what I've been through. I'm really not afraid anymore. We're just taking one day at a time."




A jolly clown's visit and Halloween treats captured four-year-old Vincent Seals' attention on October 30 at Barnes Hospital. Vincent is the Barnes housekeeping department's 1981 United Way poster child. Each year, the housekeeping staff 'adopts' a child who is handicapped and receives help from a UW agency. The child is guest of honor at the department's get-togethers during the year. Vincent suffers from cerebral palsy. His mother, Carla Seals, and his aunt, Elsie Watson, are Barnes housekeeping employees.

WHAT'S YOUR FAVORITE



Nothing is preppier than the Izod alligator. Fifty-cent buttons with the fashionable green reptiles are available at most specialty shops, allowing anyone to be an "instant prep" by simply pinning the traditional motif to their clothing.



The year, 1981, will be remembered as "the year of the preppy." It has been the year the Izod alligator came of age, khaki and plaids ruled the wardrobes—not to mention leather topsider shoes completing each outfit—and "The Official Preppy Handbook" fell into the hands of millions.

There has been some discussion as to whether or not the word "preppy" was derived from "preparatory school" or "preposterous."

Nevertheless, the "preppy" craze has descended on America spreading from the once coveted East Coast to regions that had been totally unprep. It has undoubtedly been a forecast of what this year's Christmas shopping list will warrant.

Under the tree for every prep should be a gift in pink and green. The more hot-pink and lime green, the better. The colors can comprise any item: sweaters, T-shirts, skirts, pants, purses or watchbands. This brings up another prep gift idea. Surprise the family prep with an array of watchbands—preferably in striped primary colors or pastels.

Preppies pay attention to detail. Everything must match. Some preppies have been known to wear a different watchband everyday.



A variety of mail order catalogs carry a multitude of preppy paraphernalia. Shopping by mail is a preppy trait and beats fighting the Christmas shopping crowds.

TO GET DRITE PREP

Alligators, although the traditional prep trademark, are not the only motif used on prep clothing and possessions. Big flower prints are popular with any female prep. Cotton turtlenecks with small print ducks, spouting whales, hearts, frogs, turtles or strawberries are also classic gift ideas. The same motifs, excluding the hearts and strawberries but including sailboats and crossed tennis racquets, on corduroy pants, belts and ties, are the prep man's Christmas wish.

Another alternative to the alligatored prep gift is monogramming. To have one's initials on everything from sweaters and shirts to towels and wastebaskets is the goal of every prep.

Christmas morning will be all the brighter when the prep opens his gifts to find his initials staring back at him from every item.

Needlepoint items are very popular gifts for parents, especially when the gift has been made by their children. A needlepoint eye glasses case for Dad and needlepoint pillows for Mom will be cherished for many Christmases to come. For the less creatively inclined, cufflinks for Dad or frosted coral lipstick for Mom will do.

Canvas director's chairs in decorator colors (as well as with monogram) will add the perfect touch to the living room of the prep in his first apartment. For the vacationing college prep, a ski trip to a popular Eastern or Western ski resort would be ideal.

Other gift ideas include lessons in either or all activities for the child prep: sailing, tennis, squash, horseback riding, piano and ballet. Not only will such activities strengthen the child's athletic and artistic abilities, the classes will introduce new preppy friends whose parents have also heeded the preppy call.

For infants, hand-smocked outfits are a lasting tradition. A stuffed bear named "Teddy" is the ultimate toy gift.

Why not surprise the entire family with the preppy pet: a dog. Not just any dog, though. Notable preppy canines include: golden retrievers, Labrador retrievers, English or Irish setters, Old English sheepdogs, St. Bernards and basset hounds.

The name is just as important as the type of dog. Preppies prefer to name their dogs after liquor, family names, mythical or biblical titles. For instance: Brandy, Michelob, Anheuser, Truman, Jackson, Emerson, Zeus, Neptune, Noah or Jacob.

For preppies who wish to polish their practices and for those who have yet to become prep, the perfect stocking stuffer is "The Official Preppy Handbook," available at most bookstores for \$3.95. It is the perfect guide to everything one always wanted to know about preppies, but had no idea how to ask in the proper preppy manner.

For those who refuse to convert to the preppy way of life, all is not lost. "The I-Hate-Preppies Handbook" is also available in the bookstores.

It caters to persons who find the colors pink and green repulsive. The only alligators this group can recognize are those lurking in the swamps of the Florida Everglades.

The days are numbered as the busy holiday season fast approaches. With Christmas only a few weeks away, the burden of shopping may be lightened, somewhat, with these gift ideas. And remember, preppy or not, have a Merry Christmas!



Familiar to every preppy's wardrobe are monogrammed clothing and cotton turtlenecks with leaping frogs and spouting whale motifs. Anti-prep clothing selections include T-shirts with the slogan "Save an alligator, eat a preppy!"



Perfect stocking stuffers for preps and anti-preps can be found in "The Official Preppy Handbook" and "The I-Hate-Preppies Handbook."



One area of the recently constructed human resources department on the ground floor of Rand-Johnson.



Kenneth Griffith, new director of employe relations.

Revamped personnel dept. becomes human resources

Barnes personnel department has been reorganized and has been renamed human resources department to better reflect the broad range of responsibilities assigned to it, according to Paul Morave, who became human resources director in September.

Kenneth Griffith has been named director of employe relations and will be responsible for contact with employes, including such things as counseling, grievance, outplacement, pensions, annuities, personnel policies and opinion surveys.

Mr. Griffith was formerly corporate director of employe relations and organizational development for Brookwood Health Services, Inc. He has a Ph.D. in organizational and human behavior from George Washington University and has had teaching appointments at major universities.

Ed Thurman, safety director, has assumed responsibility for employe health. He is responsible for safety standards development, accident investigation and prevention, employe health record control, pre-employment physicals, etc.

Allen Palmquist, director of employment/recruitment, has responsibility for posting and advertising jobs, screening interviews, employment test-

ing, orientation, record control, promotion and transfer records, etc.

John Tighe, director of compensation/benefits, is in charge of wage and salary administration and surveys, group insurance, credit union, tuition assistance, benefit administration, job description preparation and maintenance and garnishment administration.

Early in November, human resources, including personnel health, moved into new quarters in a renovated area on the ground floor of Queeny Tower and Rand-Johnson. The entrance is near the west bank of the West Pavilion elevators next to the outpatient pharmacy window.

City-wide disaster drill to be held

More than 100 "victims" of a simulated natural gas explosion and fire will be rushed to hospital emergency rooms city-wide December 1 to test the disaster preparedness of various emergency services in the city. Barnes is expected to receive about 20 "victims."

While only the second such city-wide drill, emergency services such as Barnes emergency department have conducted in-house drills for over 10 years to refine the means and methods for handling the care of victims and the dissemination of information to family, friends and the media in the event of a real disaster.

The disaster committee, chaired by associate Richard Linneberger, is now in the process of working with various secret service and security agents to adopt a plan for caring for VIP's in emergency situations.

Seminar held on 2-d echocardiography

Approximately 100 cardiologists, cardiovascular technologists and internists from several Missouri/Illinois hospitals attended the seminar, "Two-Dimensional Echocardiography: Current and Future Applications," held at Barnes October 10.

Speakers from Barnes, the Washington University Medical School, Jewish Hospital and St.

Louis Children's Hospital discussed such subjects as mitral valve prolapse, congenital heart disease, intracardiac masses, cardiomyopathy and more. Dr. Harvey Feigenbaum, director of hemodynamic laboratories at Indiana University School of Medicine in Indianapolis, was the guest speaker on the topic of instrumentation.

The all-day seminar, coordinated by Barnes cardiac diagnostic laboratory medical director Dr. Edward M. Geltman and assistant medical director Dr. Julio E. Perez, was presented by WUMS in conjunction with the St. Louis Heart Association.

Funds approved for telecommunications study

Funding for a long-range study of Barnes telecommunications system and future equipment needs was recently appropriated by the hospital's board of directors.

The hospital commissioned Jerico, an independent telecommunications counseling firm from Canton, Ohio, to complete the study, which will include suggestions on communications equipment needed for the next five years. The proposal will detail several types of available systems, telecommunications firms offering the services and an approximate cost of each. Completion of the study and any installation of new equipment is scheduled for 1983.

"As Barnes continues to grow in both staff and services, its telecommunications needs will also grow. This study can give an accurate analysis of projected growth and the exact services required to fulfill our needs," said Patrick Lanigan, director of Barnes telecommunications department.

17 RNs graduate from Barnes internship program

Seventeen RNs graduated from the Barnes nurse internship November 20. The 10-week program consists of two weeks of orientation and workshops and two four-week clinical rotations with a preceptor on nursing divisions selected by the intern.

New graduates include Sandy Bowling, Karol Dillard, Barb Johannes, Pat Newton, Barb Gisi, Eileen McCarthy, Barb Ottens, Cheryl Sprung, Sandy Miller, Katie Scism, Jim Whitmore, Mary Elliott, Sue Sotiropoulos, Stephanie Craft, Yvonne Meier, Toni Thompson and John Benson.

The internship offers the new graduate a more gradual transition from the student nurse to staff nurse position while providing the nurse with a behind-the-scenes view of a prospective place of employment. The next internship is scheduled to begin January 11.

Barnes
Bulletin December, 1981

Published monthly for employes, doctors, volunteers, Auxilians, donors, former and retired employes, patients and other friends of Barnes Hospital. Available at no charge by contacting the Public Relations Office, Barnes Hospital, Barnes Hospital Plaza, St. Louis, Mo. 63110, (314) 454-3515. Circulation: 13,000 copies.

Charlene Bancroft, Editor
Betsy McDonald, Writer
Daisy Shepard, Director

Copyright 1981 by Barnes Hospital

Lorraine Baugh and Rose McCain retire

Lorraine Baugh and Rose McCain retired from Barnes Hospital in October after a total of more than 35 years of service.

Mrs. Baugh had been a receptionist on the second floor Wohl Clinics. She worked at Barnes for 20 years, and retired from her position on October 9. On that day, hospital executive vice-president John Warmbrodt presented Mrs. Baugh with a certificate of appreciation. The clinic staff gave her a money tree and coffee server.

In her retirement years, Mrs. Baugh plans to enjoy time with her husband at their vacation home near the Black River.

Rose McCain retired October 23 from her job as LPN on 14300. She had been employed at Barnes for over 15 years.

Mrs. McCain was surprised twice by her co-workers. First, with a "gag good-bye" party where she received only gifts that she is allergic to: chocolate, perfume and jewelry. Then her co-workers honored her with a "real" party featuring a buffet lunch prepared by the staff. She received a money tree from her friends and was presented a certificate of appreciation from Mr. Warmbrodt for her years of service.

Mrs. McCain plans to become more involved in the United Methodist Church Women's Club and in the ERA movement. Her other plans are to re-finish furniture, work on her garden and babysit her grandchild.

Burn Center referral information available

A leaflet giving step-by-step information on how to refer a patient to Barnes Burn Center is being mailed to emergency rooms and ambulance districts served by Barnes. The brochure also contains guidelines for ER treatment of burns and assessment of the seriousness of the injury.

"The leaflet points out the combinations of criteria that make referral to a burn center necessary and itemizes what information the burn care team here needs to have to prepare for the patient's arrival and to provide optimal care at a time when minutes count," said Bev Weber, an assistant director of nursing.

Hospital notes

The following are reported on staff: Dr. **Hsin-Chin Shih**, assistant pediatrician; Dr. **Richard E. Schrick**, assistant otolaryngologist, both effective November 1; and Dr. **Steven T. Dodge**, assistant obstetrician/gynecologist, effective August 1, 1981.

Dr. **Virgil Loeb**, Barnes/WU oncologist served as traveling oncology consultant October 12-15 at eight community hospitals served by the University of Southern California Comprehensive Cancer Center. The program is sponsored by the Los Angeles County-University of Southern California Comprehensive Cancer Center Regional Activities Program and the American Cancer Society.

Barnes chaplains **David Wyatt** and **Janet Lutz** attended the national convention of the Association for Clerical Pastoral Education in Estes Park, Colorado, October 13-17.

Barnes/WU radiation oncologist Dr. **Carlos Perez** has been elected president of the American So-

ciety of Therapeutic Radiologists. The society represents more than 1,000 doctors who specialize in the use of radiation to diagnose, manage and treat cancer.

Gifts to Barnes Hospital

Listed below are the names of persons (honorees in **boldface**) who have made contributions during the period October 14 to November 6 to the funds at Barnes Hospital. Because Barnes is a private hospital and does not receive public funds, it relies on the gifts of individuals to continue providing quality patient care and to support research aimed at improving the lives of our patients.

Donations to the hospital may be made through the Barnes Hospital Auxiliary or the Development Office. The Auxiliary coordinates the Tribute Fund, which is used for specific hospital projects. The various other funds are part of the development program of Barnes Hospital.

Tribute Fund

M/M Arthur Niemoeller

IN MEMORY OF:

Eleanor L. Stone
Greenfield, Davidson
Voorhees & Hamlett

Clark R. Gamble

M/M John L. Davidson, Jr.

Mrs. Marian Sisco

D/M Joseph C. Edwards

Lea Ree Champaine

Ben & Sylvia Roman

Dan Broida

Ben & Sylvia Roman

Joseph A. King

M/M Ronald E. Markland

IN HONOR OF:

Speedy Recovery of
Dr. Glen Johnston
D/M Ben H. Senturia

Speedy Recovery of

Mrs. Rosemary Harris
Audrey & Stanley Kolker

Wedding Anniversary of

M/M Irving Edison
M/M Philip L. Moss

Annual Fund

Carl W. Adams
Steve Bartok
Ruby J. Cobb
M/M Harold I. Elbert

Mildred E. English
Charles Feiner

Ethel O. Fotenos

Mrs. Harriet Frank

Solomon Ginsburg

Harold P. Hanson

Robert G. Hastings

Donald Hutchings

George A. Johnson

William D. Johnson

M/M John P. Kaul

Charles J. Kerls

Albert Kern

Mrs. Andra Klarfeld

Ada S. Kling

Charles E. Knipping

Mrs. Ida Krull

Nancy LaFiore

Mrs. Emma L. Larose

Mary C. LaRosa

M/M John C. Lebens

Rudolph Ledvinka

Irma P. Lee

Miss Billie Linder

Harry E. Linnemeyer

Enrico Malatestia

Steven Maravich

Oscar J. Martin

Mrs. Ruth Mauk

Alma McClard

Genevieve B. McCurry

Clyde E. McCraw

M/M Herbert R. Meckfessel

Henry Mezyk

Amsy R. Miley

Dr. James B. Misenheimer

Louise Moeller

Anthony J. Molner

M/M Philip L. Moss

John H. Munch

Mary Louise Murray

Annie Newell

M/M David A. Norton

Ernest L. Arenz

Cornelia E. Austin

Henry Bedar

M/M Harry Brosmer

V. B. Campanella

David K. Dolson

Lester G. Leutwiler

Carl V. Achens

Mrs. Ruby M. Borgfield

Vivian F. Bristol

George G. Byars

Maxine Steen Chambers

M/M Alfred N. Davidson

Nancy Aden

Clara R. Evering

M/M John E. Feira

Marie Ferguson

Nelle M. Ferguson

M/M Francis Finch

& Family

Lester N. Fiori

Mrs. Phyllis Fisher

Adele Franey

Andrew Gaddy

Leo M. Geissal

M/M Earl A. Geissberger

Woodrow W. Gerard

Raymond Gill

Goldie Glenn

Ferd Goewert

Glen Goodridge

Mrs. Mary K. Gossett

J. Greenblatt

Mabel R. Greuter

Mrs. Ida Grimsky

Mrs. Elizabeth Gross

M/M Gordon Gubin

M/M Floyd Gullett

M/M Virgil Handlang

Mrs. Eleanor H. Harford
Mrs. Berney Harris
Helen M. Hawley
Donna Heafner
Mrs. Thelma Heath
Steve Hecinski
Elizabeth P. Henley
Mrs. Doris Heslar
Michael & Doris Hidusky
Ozoneva Hite
George Hodgman
M/M Osmond Hoelscher
Rita Hoerr
M/M Charles G.
Hunsinger
Edward T. Hurley
Mrs. Leona Husmann
Lenora Mason
Joseph Anselmo
Francis H. Black
Rosemarie Bozdech
Tommy Dorsey
Mrs. Elsa Fuerst
Leo M. Geissal
Raymond Gill
M/M Stanley Gitt
Mrs. Opal Glandt
Alma Glozik

Robert E. Gramelspacher
Aleen Hallam
Norean Hartwig
E. Frank Hays
Mrs. Ozie W. Heintz
Mary Louise Hoevel
Ruby P. Hubbard
Milton H. Hull
Mrs. Lucille Janning
Eloise P. Jenkins
Mrs. Ruth M. Jenkins
Lillian Johnson
Mrs. Bernice Jones
Harvey A. Jorgensen
Miss Marcella M. Kennedy
Roy T. Lackey
Otis D. Lansche
Rosemary Lynn
Miss Margaret Madden
Mildred Mahn
Valear L. Malnassy
M/M Vit Materka
Miss Patricia McVey
Clarence Mueller
Brooks Pumphrey
IN MEMORY OF:
Mrs. Leo Meadows
Leo Meadows

Patient Care Fund

Mabel Gilley
William E. Hill
Margaret McFarland
Alma M. Myer
Wanda I. Roberts
Bruce & Kim Thornton
Kelly R. Turner
James R. Wheeler
Mrs. Vivienne H. Young
Mrs. Frieda Falcetti
Milton Holle
Dr. Gong Ten Kuo
M/M Timothy G. Lowry
Miss Kerry Whitlow
Malinda Brooks
M/M Ronald Ball
Eleanor L. Begley
Mrs. Ona Benwell
John Birdsong
M/M Royal L. Dillinger
Mrs. Norma J. Krekel

Sandra Hill
Harry H. Kessler
Mrs. Ruth V. Kiefer
William A. McCarmick
Mrs. Mary Ann McCune
Grover R. Nicks
Andrew J. Nolan
Gertrude M. Penn
Barbara Portell
Mrs. Esther Reschke
M/M Russell F. Scheufele
Katherine A. Wagoner
Glenn A. Walster
Mrs. Mildred Drewes
M. O. Elliott
Mrs. Pearl Hage
Mrs. Florence Jones
M/M Hubert Norville
Carl C. Schram
Dale H. Sullivan

Scott Jablonow Endowment Fund

IN MEMORY OF:

Henry Haffner
Mrs. Hope Komm

IN HONOR OF:

Wedding Anniversary of
M/M Leonard Growe
M/M Louis Jablonow

Wedding Anniversary of

M/M Edgar Kleban
M/M Louis Jablonow

Cancer Fund

IN MEMORY OF:

Virginia Johnson
Bonnie Faber

Planned Gift Fund

Albertine L. McClure
Mrs. Wanda Cathcart

IN HONOR OF:

Speedy Recovery of
Dr. Charles Wuller
D/M Theo Haimann

IN MEMORY OF:

Paul Tyree
D/M Theo Haimann

Dr. Arthur H. Stein, Jr. Memorial Fund

Marshall Buder Family
Dr. Joseph C. Edwards

Memorial Endowment Fund

IN MEMORY OF:

My Daughter, Theta
Mrs. Ann Tucker

Pay periods, paydays 1982

Period	Starts	Ends	Payday
1	Dec. 13, '81	Dec. 26, '81	Jan. 1
2	Dec. 27, '81	Jan. 9	Jan. 15
3	Jan. 10	Jan. 23	Jan. 29
4	Jan. 24	Feb. 6	Feb. 12
5	Feb. 7	Feb. 20	Feb. 26
6	Feb. 21	Mar. 6	Mar. 12
7	Mar. 7	Mar. 20	Mar. 26
8	Mar. 21	April 3	April 9
9	April 4	April 17	April 23
10	April 18	May 1	May 7
11	May 2	May 15	May 21
12	May 16	May 29	June 4
13	May 30	June 12	June 18
14	June 13	June 26	July 2
15	June 27	July 10	July 16
16	July 11	July 24	July 30
17	July 25	Aug. 7	Aug. 13
18	Aug. 8	Aug. 21	Aug. 27
19	Aug. 22	Sept. 4	Sept. 10
20	Sept. 5	Sept. 18	Sept. 24
21	Sept. 19	Oct. 2	Oct. 8
22	Oct. 3	Oct. 16	Oct. 22
23	Oct. 17	Oct. 30	Nov. 5
24	Oct. 31	Nov. 13	Nov. 19
25	Nov. 14	Nov. 27	Dec. 3
26	Nov. 28	Dec. 11	Dec. 17
27	Dec. 12	Dec. 25	Dec. 31

Barnes' young patients enjoy Steak n Shake

"Everyone hopes you are feeling better soon" is the message on a Steak n Shake get-well card that will soon brighten up the stays of young patients hospitalized on Barnes eye, ENT, and other divisions.

Patients, aged 12 and under, will receive the get-well card, which is redeemable for a free junior steakburger platter at any Steak n Shake. The platter consists of a steakburger, fries and a small soft drink or milk. The promotion here is coordinated by Barnes volunteer department, who will hand out the get well card to young patients during their hospital stay.

Copher Award presented at ADA annual meeting

Cynthia Foster, co-director of clinical dietetics at Barnes Hospital, presented the prized Marjorie Hulsizer Copher Memorial Award to Lt. Col. Ruby Winslow Linn at the annual meeting of the American Dietetic Association held in Philadelphia, Pennsylvania, September 21-25. Lt. Col. Linn, registered dietitian, recently retired from service in the U.S. Army.

Barnes Bulletin

Barnes Hospital
Barnes Hospital Plaza
St. Louis, Mo. 63110

Indexed

SERIALS DEPT
WASH UNIVERSITY
SCH MED LIBRAR
4850 SCOTT AVE
ST LOUIS MO

C *

63110

Property of Washington University
Medical Library

DEC 16 '81

ARCHIVES

Barnes Bulletin

December, 1981
Barnes Hospital, St. Louis, Mo.

