



BARNES

Barnes Medical Center, St. Louis, Mo.

HOSPITAL BULLETIN

September, 1970



This is an artist's rendering of a new 400-space parking garage now under construction to be located above the Norfolk and Western Railroad tracks, north of the Barnes medical center. The

\$850,000 garage will be an extension of the present Wayco garage on Audubon Avenue that was opened in 1961 with a 735-car capacity.

New Parking Garage Being Constructed At Medical Center

Construction began recently on a new 400-space parking garage, an extension of the present 735-car Wayco garage at Audubon and Euclid Avenues that was opened in 1961, north of the medical center.

The new addition will be built above the Norfolk & Western Railroad tracks which is the first time a parking garage has been built over railroad tracks in St. Louis, a spokesman for the Medical School said.

Portable Parking Structures International-Midwest, a firm associated with McCarthy Brothers Construction Co., began work on the project last month. Cost of the project is \$850,000. According to the contractor, the garage extension will match the outer appearance of the original garage, but the new addition will be constructed quite differently.

(Continued on page 8)

Deaths of Chaplain, 2 Doctors Sadden Barnes' Personnel

Three of Barnes "truest friends," the Rev. George Bowles, former chaplain at Barnes; Dr. Cecil Charles, who was an attending staff member here; and Dr. Glover Copher, retired surgeon, died recently.

Dr. Glover Copher

"It is because of such men as Glover Copher that Barnes Hospital has achieved its world-wide reputation in medicine and surgery," read an editorial in the *St. Louis Globe-Democrat* on May 11, 1958, the day after a group of Dr. Copher's friends had honored him by presenting a portrait of him to the hospital.

Last month, Dr. Copher died in the hospital after a long illness. He was 76. Funeral services and burial were in Troy, Mo., his home-town.


Dr. Copher lost one eye when at the age of 10 he was accidentally shot by his brother, but the "handicap" in no way handicapped him in the years that followed, although many of his students and fellow surgeons praised his accomplishments in spite of a lack of depth perception.

Dr. Copher first gained wide recognition soon after graduating from Washington University School of Medicine in 1918, when he undertook pioneer investigations relating to the x-ray visualization of the gall bladder. He created and gave the world the two words, "cholecystography" and "cholecystogram."

Along with Dr. Evarts Graham, Dr. Warren Cole and Dr. Sherwood Moore, Dr. Copher shared the honor of discovering the technique of x-raying the gall bladder. They were co-winners of the Leonard Research Prize of the American Roentgen Ray Society as well as a gold medal for scientific

achievement from the St. Louis Medical Society. Also as a direct result of the great discovery these four men made, the Mallinckrodt Chemical Works erected the Mallinckrodt Institute of Radiology.

(Continued on page 6)



One of the highlights of Dr. Glover H. Copher's medical career was helping to discover a new x-ray process, Cholecystography, which enabled physicians to examine a patient's gall bladder without an exploratory operation. The x-ray technique was developed in 1928 by the four physicians shown above: Dr. Copher who was an assistant attending surgeon at the time of the discovery, left; Dr. Evarts A. Graham, who was

surgeon-in-chief at Barnes; Dr. Warren H. Cole, an assisting attending surgeon at Barnes; and Dr. Sherwood Moore, director of Mallinckrodt Institute of Radiology. All of the physicians, who are shown standing in front of the Mallinckrodt Institute of Radiology, are dead, except Dr. Cole who retired a few years ago after serving as a professor and chairman of the board in the department of surgery at the University of Illinois.

Summer Work in Renard Prepares Seminarians for Ministry

"I have learned more here in two summers than I could in two years at college," declares Michael Urban, 20, one of several students from Concordia Seminary in St. Louis and the pre-seminary Concordia Senior College in Ft. Wayne, Ind., who are working as psychiatric technicians on the third, fourth, fifth and sixth floors of Renard.


The program was started several years ago when the seminary entered into an agreement with the hospital to provide student-workers to fill a specified number of jobs in the psychiatric unit. The arrangement has proved to be beneficial to both parties. While the students' background and training make them particularly suited to the task of working with the Renard staff and patients, the reverse is also true. Without exception, the students are enthusiastic about the benefits they are deriving from the association.

As Mike points out, "You really get to know people here, to feel them out, to observe the extremes of their emotions." He feels his experiences will be of immeasurable help to him in understanding people and their problems when he ultimately enters the ministry. While Mike has been instrumental in helping troubled people come out of their private shells, he says he too has overcome his natural shyness and is now better able to open up and to interact with people.

The psychiatric technicians work on all three shifts and are called upon to assist in any number of ways. They record temperature and blood pressure, mark patients charts, help prepare patients for and reorient them after shock treatments, and, in general, do what is necessary. But their biggest contribution is the giving of themselves to the patient. As one of the students observed, "Mostly they're afraid to open up, but down deep, that's what they want to do. You can't question them—

they turn you off then. But we have the opportunity to get to know them, to play cards or checkers with them, to chat about so-called 'unimportant' things, and to give them a chance to say whatever they want to someone who is interested in listening to them."

Paul and Richard Peckman, twins who go to Concordia Senior College and plan to



Jim Noffke, a second-year seminary student at Concordia, who works on 4 Renard as psychiatric technician, enters a patient's blood pressure and temperature on his chart.

become Lutheran ministers, agree with Mike, "We get an insight into people's problems that will be of inestimable value to us in the future in our relationship with our parishioners. These people could be your aunt or your next door neighbor. It is just a small facet of their personality that sets them apart. Our experience here will make us be conscious of our parishioners'

problems and enable us to detect and help those who are silently asking our help."

Robert Drews and Douglas Meilander, both students at Concordia Seminary who will go on vicarage this fall, have worked at Renard since June, 1969. Like most other student-workers who are in the St. Louis area during the school year, they worked at the hospital two or three nights a week in addition to attending weekly orientation classes. Resident physicians conduct the sessions in a Renard classroom to introduce the psychiatric technicians to problems they will encounter not only at Renard but also in their ministry later on. Robert feels his duties at Renard have taught him patience and tolerance. "We must be willing to listen, yet not probe as we attempt to keep them from getting the doldrums or losing interest in the world."

Doug points out that the psychiatric technicians have more contact with patients than almost anyone else. "Our responsibility is to accept them as they are and communicate with them on the level they choose. I try to help them understand their problem and let them know I understand their viewpoint. The challenge is to relate to them in their own sphere."

Pruitt-Igoe Health Unit To Receive HEW Funds

The United States Department of Health, Education and Welfare has awarded \$158,457 to the Bi-State Regional Medical Program to make available improved health care to Pruitt-Igoe residents.

Barnes and Washington University medical students and nursing personnel volunteer their time to staff the medical center, which has been operated on a part-time basis for several years at 2433 O'Fallon St. The grant will help supplement and expand the center's activities.

Barnes & Allied Hospitals Give 2 Nursing School Scholarships

Miss Colleen Shelley and Miss Marla Desseyn, both of St. Louis County, have been chosen to receive scholarships to the Barnes Hospital School of Nursing. The two three-year scholarships, totaling \$3,600, were recently established by the Barnes & Allied Hospitals Society, an organization of physicians who are on the Barnes Hospital Staff.

Presentation of the first installment of the \$3,600 pledge took place August 3 in the office of Robert E. Frank, director of Barnes Hospital. In a brief ceremony attended by Mr. Frank and Miss Joan Hrubetz, director of the Barnes School of Nursing, Dr. Norman K. Muschany, assistant obstetrician-gynecologist and president of the Society, presented a check for \$1,800 to Miss Shelley and Miss Desseyn.

Miss Hrubetz congratulated the recipients on their good high school records and excellent pre-entrance examination scores, two important factors in their selection. Dr. Muschany pointed out that the scholarship monies are derived solely from the dues of the Society members, adding, "the scholarships represent small contributions from a great many concerned

physicians on the staff of Barnes and Allied Hospitals."

He added, "While the scholarships are not a continuing project, we hope they help in a small measure to alleviate the existing shortage of nurses in the area by making if possible for young ladies to enter nursing who might otherwise be unable to do so."



Dr. Norman K. Muschany, president of the Barnes and Allied Hospitals Society, center, presents a check to Miss Colleen Shelley and Miss Maria

Desseyn, right, recipients of two three-year scholarships to the Barnes Hospital School of Nursing

Barnes Hospital Bulletin
Published By
Public Relations Department
Barnes Hospital, St. Louis, Mo.
Vol. XXIV, No. 8



Constance C. Barton, Director
John Manley, Associate Editor

Powerful Laser Being Used Here to Treat Diabetic Retinopathy



Dr. Isaac Boniuk, Barnes assistant ophthalmologist, uses the new argon gas laser in treating diabetic retinopathy.

An argon gas laser, powerful enough to send messages to the moon, is now being used by Dr. Edward Okun, Dr. Glen Johnston and Dr. Isaac Boniuk, Barnes assistant ophthalmologists, to treat diabetic retinopathy.

The new laser, which emits a green light with a wave length of 4579 to 5145 angstroms was purchased more than a year ago and was set up in a room on 3 McMillan. Special high-voltage electricity had to be brought in for the instrument and a water-cooling system installed. Then the three doctors, working with George Lambert, a machinist in the Washington University Department of Ophthalmology, designed and developed a system capable of getting the light into the eye and focusing and delivering the beam accurately.

This unique system utilizes a series of apertures and lenses to concentrate and focus the beam. An ophthalmoscope supplied

with white light aids in visualizing the area to be treated and in positioning the beam exactly. Joints and connections of the components of the system provide flexibility, allowing the doctors to manipulate the instrument to any position necessary for precise delivery of the laser beam.

The argon is a continuous emission laser capable of delivering three watts of energy. In contrast to the old ruby laser, which must be pulsed and can be focused for only a fraction of a second, the argon can run for any desired length of time. Because it emits green light it is particularly suited to working in orange or red areas. It is this characteristic of the argon that makes it such a valuable instrument in diabetic retinopathy. Its light is absorbed by the blood, causing coagulation and effecting the closure of the tiny, fragile abnormal vessels characteristic of the later stages of this disease.

The new argon laser is used primarily in special, selected cases where the abnormal vessels are located deep within the eye. The older xenon photocoagulator, in use at Barnes since 1958, is still used routinely for the more ordinary cases where the abnormal blood vessels are on the surface of the retina. The xenon is a white light instrument, however, and cannot be specific for red, and is therefore incapable of treating areas away from the retina. The laser, Dr. Okun pointed out, is capable of effecting closure of an area the size of a pinhead.

Although at this time, the argon laser is being used by ophthalmologists in only five other hospitals in the world, each of which has had to design and build their own delivery system, equipment is now being developed commercially which will make it available to other institutions. The doctors at Barnes Hospital are indebted to Dr. F. L'Esperance of New York and Dr. H. C. Zweng for their pioneering work in this field.

A pictorial exhibit depicting the pioneering work of the three Barnes physicians with the argon laser in diabetic retinopathy at Barnes will be featured at the meeting of the American Academy of Ophthalmology and Otolaryngology to be held in October in Las Vegas.

Attending-Staff Changes Announced by Director

Eight physicians have been added to the staff at Barnes, according to notification from the Director's office. Reported on the hospital's staff are: Dr. William S. Joffe, assistant ophthalmologist; Dr. Donald G. Sessions, assistant otolaryngologist; Dr. James Edwards, Dr. Jorge Kostianovsky and Dr. Abdollah Sabet, all psychiatrists to Children's Outpatient Dept., and consultants to Pediatrics Inpatient Ophthalmology, Otolaryngology and Newborn Services; Dr. Leslie Wise was reappointed assistant general surgeon.

Others are: Dr. William Wood, assistant surgical pathologist; and Dr. Jerry Middleton, assistant obstetrician-gynecologist, who is returning to active status from a leave of absence.

Thieves, Beware! Someone May Be Watching You on TV

A closed-circuit television system is being installed in the Wishing Well gift shop in the Barnes lobby to discourage the pilferage of store items, according to Mrs. Spencer Allen, chairman of the shop, which is operated by the hospital's volunteer workers. The system was purchased for the gift shop by the Barnes Hospital Auxiliary.

"The Wishing Well, unfortunately, has a high theft rate and each year our losses increase," Mrs. Allen said. "By installing the closed-circuit television, which is visible to the shoppers, we feel that people will be less likely to steal, knowing their actions are being observed on a monitor in the hospital's safety and security department as well as in the shop's office," she added.

The television camera, which has a wide-angle lens capable of scanning virtually the entire shop, is mounted from a ceiling bracket and will be in operation at all times.



Hospital volunteer worker, Mrs. Robert Dahlin, assistant chairman of the Wishing Well in Barnes, inspects a monitoring unit of the new closed-circuit

television system that was installed recently in the hospital's gift shop.

Fighting Pollution

Ecology has become a household word in the last few years as more and more people are not only talking about man and his environment but are also attempting to do something about the myriad pollution problems that threaten life on Planet Earth.

It has been said, "If you want to clean up the world, the best place to start is at home." "At home," in this case, is Barnes Hospital itself, and many steps have been taken by the hospital in recent years to fight pollution.

One of the most significant of these was the acquisition a few years ago of a compactor. This huge piece of equipment has a 40-yard bed and holds 12 tons of dry trash (garbage disposals are used for food wastes). The compactor is capable of exerting 2,000 pounds of pressure per square inch to compress the refuse. Waste from the medical complex (including Children's and the Medical School) comprise six loads a week.

Dillon Truelove, assistant director, who is in charge of the project, points out that Barnes refrains from contributing to air pollution by means of this new method. "This large quantity of material is not burned here or elsewhere," he said. "Instead, the trash is hauled to a land-fill site in nearby Illinois, where it is buried. Indirectly, this helps also to reclaim quarried-out or swampy areas."

In addition to fighting the battle of our environment here in our own buildings, many doctors associated with Barnes are contributing time and energy to challenging pollution on a much broader basis. Dr. Robert Karsh, assistant physician at Barnes, is an organizer and past-president of the Committee for Environmental Information, which was formed in St. Louis about 12 years ago. The Committee publishes the magazine, **Environment**, to disseminate scientific facts regarding the various forms of pollution. The organization feels there should be "adequate amounts of input information"


on pollution from the scientific community available for scrutiny by lawmakers and the general public. Dr. Karsh says he is encouraged by the recent growth of interest in ecology. This is reflected in the increase in the readership of **Environment**, which has grown in circulation from 2,500 readers two years ago to more than 20,000 today.

"Every time we intrude upon the environment to solve one problem, we invariably create other problems," Dr. Karsh points out. To illustrate this, he recounted the recent experience of Bolivian officials with DDT to fight a malaria epidemic. "The pesticide was successful in killing the parasite-carrying mosquitos, but, at the same time, thousands of birds that normally feed on the mosquitos were also killed when they fed on the poisoned mosquitos. In addition, hundreds of cats died from eating the poisoned birds.

Consequently, a second, even more deadly epidemic broke out as a result

"We used to think breathing sulfur dioxide hurt just the poor guy doing the breathing. Now we are discovering sulfur dioxide in air pollution changes the genetic material." — Dr. Karsh

(Photo by Barnes employee, V. R. (Val) Tiehes)





Dr. Karsh on pollution: "Our present method of coping with pollution is to make a better paint to weather the pollution. We have to stop just resisting the impact and instead get to the source."

of the cats' being killed—germ-carrying rats proliferated rapidly, spreading the deadly bubonic plague, and 400 villagers died of the disease. The epidemic was not brought under control until cats were reintroduced into the environment, restoring the balance of nature.

"We must find out what the consequences will be before we introduce a foreign substance into the environment and possibly upset the ecological balance," Dr. Karsh stresses. "We should not intrude upon the environment without having a good reason, a fact that has so far been largely ignored," he said.

As an example, he mentioned the widely-used presoak washing agents which he complained were marketed without much thought being given to whether they are actually necessary and how they pollute streams and rivers. "These products add large quantities of phosphate to the water. Combined with the phos-



Keeping Barnes' corridors clean, a housekeeper drags a plastic bagful of waste. Use of the bags prevents the debris from being re-scattered and also helps contain odors.

phates already present in agricultural products, detergents and human waste, these enzyme soaks further raise the phosphate content of already polluted waters. Are these products necessary? Is their use that much more beneficial in getting clothes clean than an equal amount of soaking in a detergent?"

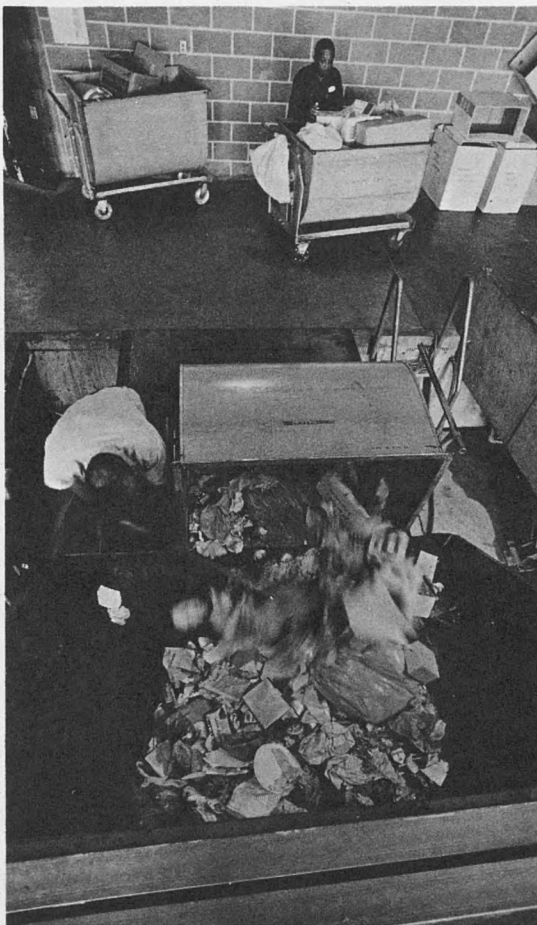
These are the types of questions that Dr. Karsh feels industry and community leaders, law-makers and, ultimately, the consumer need to ponder.

Often in solving one pollution problem, another, perhaps worse type of pollution can be created, according to Dr. Karsh. Electrical power plants, for example, have for some years been criticized for contributing to air pollution. To remedy

this, a number of nuclear power plants are being built around the country. No one knows what Pandora's box of ills this will let loose, he said. "While eliminating the sulfur dioxide problem, the nuclear power plants will heat up the lakes and rivers on which they are to be located. This will decrease the amount of oxygen in the water, increase the algae and change the ecology—lakes could become swamps. We don't know what the consequences will be. This should be thoroughly studied before further steps are taken.

"Many problems face us regarding technology and pollution," said Dr. Karsh. "Should we introduce a new technology merely because it is possible? Should we try to convince people to use less rather than more electricity? Can we find a suitable alternative to the internal combustion engine? We are attempting to provide the public and lawmakers with unbiased scientific information on which to base their judgments."

Another active participant in the fight against pollution is Dr. I. J. Flance, assistant physician at Barnes and a member of the executive committee of Lung Physicians Against Air Pollution.



Helping to fight pollution, W. D. McKinney empties a hopper of refuse into the Barnes compactor while A. J. Hudson waits his turn.

Dr. Flance: "Tobacco smoking plays a role in over-all pollution and is something the individual can do something about."




Dr. Flance points out that St. Louisans, along with other big-city residents, have four times the risk of getting emphysema, and twice the risk of lung cancer, compared to rural dwellers, because of air pollution, which he terms a "raging epidemic."

Dr. Flance agrees with Dr. Karsh that potential hazards of advanced technology should be taken into consideration when new or "improved" products are introduced. He pointed out that the high concentrations of damaging ozone, a condensed form of oxygen, in the cabins of supersonic transport planes could constitute a health hazard for passengers and crews, adding that designers should take this into consideration. "In experimental animals, ozone can cause emphysema, pneumonia and tumors," he added.

Dr. Flance also assailed cigarette smoking, which he terms "personal pollution," but one the individual can do something about.

One of the principal means to fight pollution, the doctors agree, is to overcome the attitude in the individual that there is nothing he can do. As the colorful posters in Barnes' corridors indicate, picking up a scrap of paper, or failing to drop any sort of debris, is a contribution anyone can make to the battle. "It is inconsistent to assail industry, write your congressman, make speeches, and then crush your coffee cup and drop it on the ground."

Barnes Loses 'One of Its Truest Friends', Dr. Glover Copher, 76; Rev. George Bowles Called 'A Man Dedicated to Helping Others'



The late Rev. George Bowles is shown here, in the Danforth Chapel at Barnes, with a patient's family. Dr. C. O. Vermillion, associate director and long-time friend of the late chaplain, recently said, "The contribution of Chaplain Bowles to this center

during the past generation cannot be adequately described in words. His continued devotion and dedication to others gave assistance in many ways to patients, their relatives and our employees."

Dr. Copher (continued from page 1)

Years later Dr. Copher did pioneer work with radioactive isotopes and received what is believed to be the first shipment anywhere of radioactive iodine in early 1948 from Oak Ridge, Tenn.

Ranking alongside Dr. Copher's contributions to the field of medicine is his generous philanthropy, particularly toward "his" hospital, Barnes. In addition to his own generosity, Dr. Copher personally persuaded many other prominent St. Louisans to support the hospital and medical school.

Early in his career he saw a need for a trust fund for the Research Department and set up the Copher Research Fund. In 1945, he set up the Marjorie Hulsizer Copher Award, which is the highest honor the American Dietetic Association awards. Dr. Copher established the endowment fund for the award as a memorial to his wife, a former Barnes head dietitian, who was a leader in dietetics until her death in 1935.

In 1950 Dr. Copher established the Copher Student Nurse Award. This \$600 award, is given annually in the form of a scholarship for advanced study, to the top honors student in the Barnes School of Nursing.

Dr. John E. Hobbs, associate obstetrician-gynecologist and associate surgical pathologist, who knew Dr. Copher for almost 50 years, remembers him especially for his abilities as a teacher of the surgical house staff.

"His diagnostic ability was based on thorough study," says Dr. Hobbs. "His surgical technique was precise and meticulous. Post-operative care was emphasized and demonstrated by his close attention to the patient. He was truly a master surgeon. Medicine and Barnes Hospital were his main concern for more than fifty years."

Dr. Copher's devotion to his work and Barnes is summed up in his answer to Dr. Hobb's query a few years ago as to when he was ever going to take a vacation. Dr. Copher replied, "I enjoy my work so much that every day is a vacation."

Rev. George Bowles

The Rev. George Bowles, 66, protestant chaplain at Barnes for 20 years until he retired due to illness on June 1, died August 2 of a stroke in a rest home in

Springfield, Mo. Dr. Bowles was appointed chaplain in January, 1950, by the late Ivan Lee Holt, Methodist Bishop of Missouri.

Dr. Bowles was a former pastor at Bellefontaine and Stephen Methodist Churches in St. Louis County and Scruggs Memorial Methodist Church in St. Louis. He was executive secretary of the Board of Education of the St. Louis Annual Conference of the Methodist church from 1940 to 1950.

As the Barnes' protestant chaplain, Dr. Bowles performed various duties in the hospital. In addition, he was on-call at all times. His work included: conducting Sunday worship services; visiting patients and baptizing them upon request; comforting relatives of patients admitted to the Barnes emergency room; helping to insure the even flow of pedestrian traffic during disaster drills in the hospital and helping provide aid to injured victims during real disasters, such as the Ralston Purina fire during the winter of 1962.

Chaplain Bowles occasionally officiated at weddings and funerals for patients and employes. Another service he rendered was to approve payment of medical bills incurred by indigent patients who were unable to pay their hospital bills. He helped to make appointments for patients living outside the St. Louis area with specialists at the medical center.

Survivors include his wife, Mrs. Mildred Bailey Bowles, Springfield; a daughter, Mrs. Don Pettigrew of Springfield; a son, Dr. George Robert Bowles of Kirkwood; two brothers and four grandchildren.

Dr. Cecil Charles

Dr. Cecil M. Charles, 64, assistant physician who had been on the Barnes staff since 1934, died in the hospital on July 31 of a heart ailment. He had been hospitalized for about a week.



Dr. Charles

Dr. Charles was an associate professor at Washington University Medical School where he taught courses in anatomy for 40 years.

Last February, Dr. Charles was honored by the Washington University Alumni Federation during Founders Day for his teaching in anatomy and the department of medicine and his work as chief administrative officer of the Student Loan Fund Committee of the Medical Alumni Association.

Barnes' Physician Awarded Grant for Acid Studies


Dr. Mark A. Stewart, assistant psychiatrist and assistant pediatrician, has been awarded a \$4,000 grant by the Nutrition Foundation, Inc., to study levels of ascorbic acid and its derivatives in the brain. Dr. Stewart is professor of psychiatry and associate professor of pediatrics for Washington University School of Medicine.

Dr. Stewart's research has shown that ascorbic acid, or vitamin C, may perform an important role in the growth and development of the mammalian brain. Lack of vitamin C causes scurvy.



Barnes employes have a knack of remembering birthdays and Dr. Glover Copher's birthday was no exception. During the last 15 years or so, the hospital's administration, employes and well-wishers always helped Dr. Copher celebrate his

birthday on October 27. Mrs. Marie Moore, operating room technician, shown here with Dr. Copher about 4 years ago, was responsible for arrangements for the parties.



BEN HOLLAND

Administrative Resident, Ben Holland, Begins Duties

Ben Holland assumed his new duties as administrative resident on September 1. He will serve a nine-month residency. He succeeds Jay Purvis, who completed his residency in June and is now evening administrator.

Prior to coming to St. Louis in September, 1969, to begin a 12-month academic course in hospital administration, Mr. Holland had been a registered pharmacist for 15 years and served as director of pharmacy service at Grant Hospital in Columbus, Ohio, for the last six years.

Mr. Holland, his wife, Marion, and their 11-year-old son, Mark, live in the Laclede Town Apartments.

Friends Are Where You Find Them



A hospital can be a lonely place . . . until you find a friend. These children on 5 McMillan are oblivious to everything except their game and their new-found friend, candystriper Meg Godfrey, left.

200 Youths Honored At Candystripe Fete

More than 200 teenage boys and girls who spent the summer months as volunteers at Barnes Hospital were honored for contributing a total of 18,000 hours to the hospital during June, July and August.

The young people were guests of the St. Louis Cardinals Baseball Club at the Cardinals-Los Angeles Dodgers baseball game August 19. Preceding the game, the group met in the Port 400 Room of the Pet Milk building where special recognition was given to three teenagers. They are: Anita Northcutt, daughter of Mr. and Mrs. Roy Northcutt, who recently became the third junior volunteer in the hospital's history to surpass 1,000 hours of service; and Jana Graf, daughter of Mr. and Mrs. James Graf, 9609 Winkier, and Lydell Hemmingsen, daughter of Mr. and Mrs. Eugene Hemmingsen, 5307 Arlington, who have completed more than 500 hours of service.

Seventy-eight young people were honored for contributing 100 or more hours of service. Those with more than one year's service include 32 who were awarded a two-year bar and eight who received three year bars.

Mrs. Raymond E. Meisenheimer, president of the Barnes Hospital Auxiliary, welcomed the group. The girls were given caps to match their candystripe pinafore and boys received gold bars. Presenting the awards were Mrs. Gerald Canatsey, candystripe chairman, and Mrs. Stuart Lockhead, candystripe co-chairman.

Six candystripers discussed the candystripe duties they performed this summer. They were: Toni Lawless, Sharon Jackson, Jana Graf, Meg Godfrey, Jill Hackman and Sue Bohling.

The editors of the candystripe newspaper, Charlotte Reiss and Darlene Umphenour, presented certificates of merit to the staff of the volunteer newspaper. John Warmbrodt, deputy director at Barnes, spoke briefly to the group.

DOCTOR'S NOTES



■ Dr. Paul Gross, 41, a former intern at Barnes died recently in New York. For the past six years Dr. Gross held several positions including medical officer for the Federal Drug Administration, medical director of the **Medical World News** magazine.

■ Dr. Philip Dodge, pediatrician-in-chief at Barnes, recently addressed medical specialists in Aspen, Colo., at the 13th annual summer Post Graduate Course in Pediatrics, sponsored by the University of Colorado School of Medicine. Some 190 physicians from 39 states were enrolled in the course. Dr. Dodge lectured each day of the conference. His topics included: "Minor Head Injuries to Children," and "Developmental Defects in the Central Nervous System."

■ Dr. Neville Grant, assistant physician at Barnes, testified recently before a U.S. Senate Environment Subcommittee hearing that mercury is endangering persons as a water pollutant. According to Dr. Grant, mercury is a poisonous substance that does irreversible damage to the human body. Mercury poisoning kills brain cells and damages the fetus, Dr. Grant testified. Eating fish with dangerous quantities of mercury could be harmful, he pointed out.

■ Henry J. Buhrman who has a master's degree in health administration from the Washington University School of Medicine, has been named assistant to the dean of Rush Medical College at Presbyterian-St. Luke's Medical Center in Chicago.

■ Dr. Lester S. Garfinkel, a former staff member at Barnes and later an associate internist at Ellis Fischel State Cancer Hospital at Columbia, Mo., became director of medical education at the Wesley Medical Center in Wichita, Kan., on Sept. 1. He will coordinate all of the institutional educational programs and serve as liaison physician between the Wesley Medical Center and the University of Kansas School of Medicine. Dr. Garfinkel was a faculty member at Washington University School of Medicine for two years prior to joining the medical staff at Ellis Fischel hospital in 1968.

■ Dr. Donald Texada, a former Heed ophthalmologic Fellow for glaucoma at Barnes, has been named vice president of the Shreveport, La., Confederate Memorial Medical Center's visiting staff at the group's meeting.

■ Dr. E. James Anthony, assistant psychiatrist, was recently elected president of the Association for Child Psychiatry and Allied Professions at an international meeting in Jerusalem. The meetings are held every three years. A former past vice president of the organization, Dr. Anthony is editor-in-chief for the first international yearbook of child psychiatry. The book, "The Child and His Family," is a collection of writings from child psychiatrists and related professions from all over the world. It is being published in English and French.

Hospital Happenings



Mrs. Pearlline Phillips, a part-time LPN on 6 McMillan and a student at St. Louis University recently participated in a survey conducted by junior and senior sociology students. The levels of integration of a school system in St. Louis County were studied. The survey was part of a new concentrated studies research program within the St. Louis University Sociology Department. Findings of the survey will be published this fall.

Mrs. Lee Virtel, a registered therapeutic dietitian at Barnes, was a recent guest on KTVI-TV (channel 2) television talk-show, "The Mid-Day Show." During the show, she discussed nutrition and she illustrated her talk with food models and charts depicting The Basic Four Food Groups, a plan for selecting a nutritionally adequate diet.

An article in the July issue of "RN" magazine recognized Miss Patricia Worthington, R.N., who is a nursing care advisor at Barnes, for the book she has written, "What to Expect." The booklet is presented to patients who are admitted to McMillan Hospital for eye care and answers various questions that might arise.

Miss Barbara Nash recently began her duties as the new chief physical therapist at the Walter Johnson Institute of Rehabilitation. She is a 1949 graduate of Washington University. In 1966, Miss Nash accepted a World Health Organization appointment as physical therapy advisor to the government of Japan. She was in Japan for three years.

Telephone Recording System Installed In Medical Library

A new recorded telephone-answering service was installed recently in the Medical Library, 4580 Scott Avenue. The service, "Code-A-Phone," is activated from 5 p.m. until 8:30 a.m. the following morning during the week, and from 5 p.m. Saturday until 8:30 a.m. on Monday.

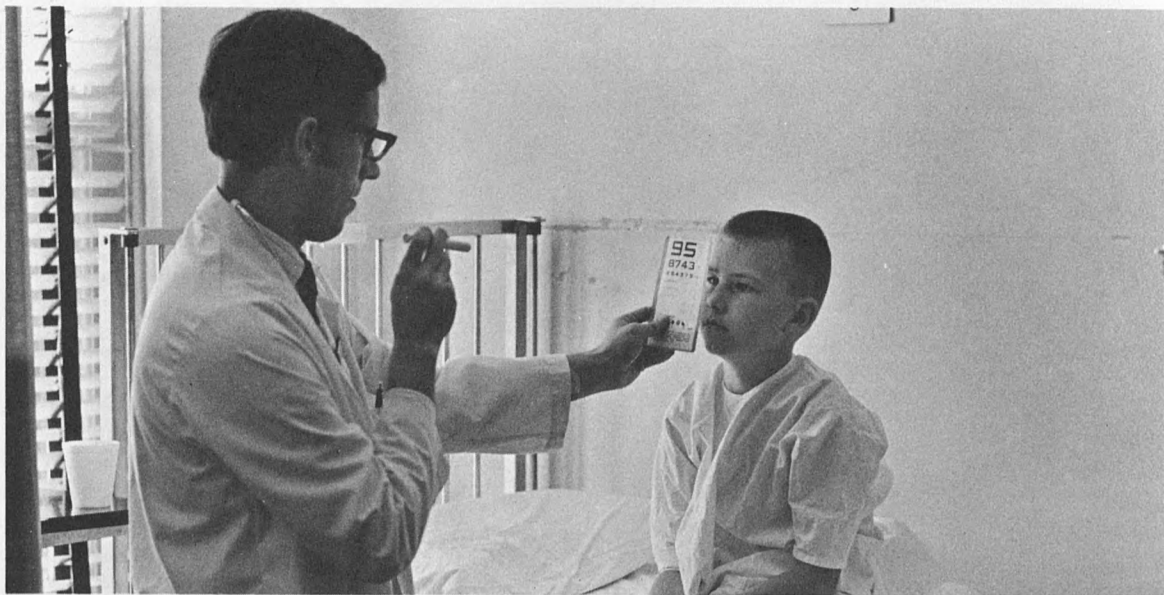
When phoning extension 3038 during those hours, a recorded message explains that the reference department is closed, but if the caller will state his name and telephone number, a librarian will phone the following day or whenever directed.

Funeral Services Held For Charles Goldman, Barnes' Volunteer Worker

Charles Goldman, 75, a Barnes volunteer worker, died August 7 of heart disease as a patient in the hospital, Mr. Goldman had been a volunteer at the hospital since 1968, serving at the information desk in the main lobby and as a cashier for the Wishing Well.

A motion picture theaters pioneer in St. Louis for 45 years, Mr. Goldman had half a dozen theaters in the downtown area at one time. He retired in 1965 with the closing of the Senate and Lyric theaters in the stadium redevelopment area.

Playing Peek-A-Boo McMillan Style



Spending part of a summer vacation in the hospital is no fun, but Thomas Everett makes the best out of the situation as he plays peek-a-boo with Dr.

Paul Kaufman, ophthalmologist, on 5 McMillan Hospital.

Garage (Continued from page 1)

Much of the structural framework will be prefabricated off-site which will reduce the cost of each individual parking space by \$1,150, as compared to the cost of single parking spaces in "conventional" garages, the contractor said. Conventional garages often take twice as long to build, he added. Completion of the garage extension is expected by the end of November.

To assist the traffic flow, a new entrance and exit will be installed on Euclid. All incoming and outgoing traffic will be in a southward direction.

There are about 3,000 parking spaces available on other parking lots, garages and on-street locations in the area. A survey has shown that by 1975 there will be a need for about 5,000 spaces.

In another development affecting the parking situation near the Barnes medical complex, Barnes' administrators have been notified that Jewish Hospital is in the process of starting construction of a new 500-space parking garage.

'The Stork' Arrives Early for Mother Here

The stork came a little early for an expectant mother, Mrs. Rosemary Wilkes, 5637 Ashland, who gave birth to a 7-pound one-ounce baby boy at 8:10 a.m. August 12 in a police van, enroute to the Barnes Hospital. Five minutes later the police van arrived at Barnes' emergency entrance where Barnes physicians assisted in the delivery.

Amid the confusion and scurrying of physicians, the police said they could not understand why the baby was crying so loudly, shortly after the moment of his delivery. But apparently the police took the proper course of action because everything worked out alright, said Mrs. Rosa Lee Connor, co-ordinator of the emergency service at Barnes.

A nurse from the delivery room took the new arrival and wrapped the baby in sterile blankets and he was placed in an incubator and whisked away to a nursery. The mother was then admitted to 2 Maternity. Both mother and child were reported in good condition a few hours after the event.

DO WE HAVE YOUR NAME AND ADDRESS CORRECT?

If not, please correct the label below, and mail it to the Public Relations Department, Barnes Hospital, 63110. Hospital employees should send their corrections to Personnel through the Dispatch service.

Please check changes desired:

1. Change name and address as shown below.....
2. Please remove name from mailing list.....
3. Am receiving multiple copies (return both address labels indicating one to be removed from mailing list) . .



BARNES BULLETIN is published monthly for and about personnel and friends at Barnes Hospital and units operated by Barnes, which include Barnard Hospital and the following operated for Washington University School of Medicine: Maternity, McMillan, Renard and Wohl Hospitals and Wohl Clinics. Edited by Public Relations Office, Barnes Hospital, Barnes Hospital Plaza, St. Louis, Mo. 63110. Telephone FO. 7-6400, Ext. 3515.

BARNES HOSPITAL
Barnes Hospital Plaza
St. Louis, Mo. 63110