

Dr. Arthur C. Brooks Dies at 70 February 16 After Brief Illness

Dr. Arthur C. Brooks, assistant professor emeritus of clinical medicine and assistant physician emeritus at Barnes, died after a brief illness February 16 at St. Luke's Hospital. He was 70 years old.

Dr. Brooks, a 1919 graduate of Washington University School of Medicine, had been in charge of the medical student clinic. He also helped interview applicants for the School of Hospital Administration. He formerly was physician for the Federal Reserve Bank of St. Louis.

He is survived by his wife, the former Marjorie Raithel, and one son, George R. Brooks, director of the Missouri Historical Society.

A memorial service will be



Dr. Brooks in front of Wohl Clinics Bldg.

held at 3 p.m. March 4 at St. Michael and St. George Church, Ellenwood and Wydown Blvd.


Dr. Brooks became a member of the Barnes Hospital attending staff in 1942.

Social Service Director Named

Public Assistance Director in Kansas

George E. Dixon, now director of the Division of Public Assistance for the state of Kansas, has been named director of social service for Barnes Hospital, Washington University Medical School, and Children's Hospital. Mr. Dixon will assume his new duties here on April 3.

A graduate of the George Warren Brown School of Social Work at Washington University, Mr. Dixon has held his present job in the Kansas State Department of Social Welfare since 1954. In his work there, Mr. Dixon developed policy on all matters relating to services under the public assistance



George E. Dixon

categories, including plans for providing medical care to the indigent and public assistance recipients.

Mr. Dixon will fill the post left vacant in August, 1965 when Miss Mary M. Lewis, director of social service for 19 years, left to accept another position in New York.

Medical Care Plan

During his tenure as director of public assistance, Mr. Dixon assisted with the organization of a governor's advisory committee on Medical Care. This committee has developed a uniform medical care plan for welfare recipients in Kansas, covering a comprehensive scope of services, including physicians, hospitals, prescription drugs, and family planning.

He recently has developed a reasonable payment method for services to welfare recipients, and is engaged in planning payment for psychiatric services to persons over 65 in state institutions.

Past Experience

After his graduation from the University of Kansas in 1941, Mr. Dixon served for three years as a non-commissioned officer with the U. S. Army Medical Department during World War II in France, Belgium and Germany. From 1947 to 1949, he was director of the Barton County Welfare Department in Great Bend, Kan.

Mr. Dixon was field repre-

sentative for the State Department of Social Welfare of Kansas from 1949 until he became director of the division of Public Assistance in 1954. He has served continuously in this position except for educational leave to obtain his master's degree at Washington University.

His Philosophy

"My philosophy is centered in the unique value of the human individual as a man, as a part of a family, of a community and of society," Mr. Dixon said.

Mr. Dixon and his wife have one married daughter, and have made their home in Topeka. His hobby is hiking, especially in the mountains.

One of the three oldest hospital social work departments, the Medical Center's department was one of the early medical social work agencies which initiated a program to use social work assistants, persons with a B.S. degree, to supplement the professional workers with advanced degrees. At present there are 18 full-time professional staff workers, and one part time professional. In addition, the department has five social work associates, college graduates who do not as yet have graduate education in social work.

Training Grant

The department was the recipient of a grant from the U. S. Department of Health, Education and Welfare from 1960-64. The grant was for the study of a project to give post-masters degree training for social workers.

Dr. Schwartz Returns From Vietnam, Praises System of Evacuating Wounded

"The heroes of this war are the aide men and helicopter pilots who go down anywhere" to rescue the wounded American and Vietnamese soldiers, said Dr. Henry Schwartz on his return from Southeast Asia.

"The great difference [between this war and others] is the rapid evacuation of the wounded by helicopter. It is not uncommon to have a wounded man brought back to a hospital within an hour after he is hit. This accounts for the lower mortality rate.

'Morale Is High'

"Morale is very high among the men. The private going into combat is assured that he'll get help as soon as he needs it," Dr. Schwartz said.

Dr. Schwartz, acting chief of surgery and head of the neurosurgical service at Barnes, returned from an inspection tour of Vietnam last month. He was there since January as neurosurgical consultant for the U. S. Surgeon General, and was accompanied by General George Hayes, chief of professional services for the Surgeon General, and by Col. Roy E. Clau-

sen, director of personnel and training for the Surgeon General.

Inspection Tour

Dr. Schwartz inspected all of the medical installations in Vietnam, and reviewed the care of the sick and wounded. He also followed the chain of evacuation units back to this country. He was in the Philippines, Japan, Korea and Thailand.

He and his companions went into the action areas to see the smaller batallion units and aide stations. "We were given every opportunity to see everything we wanted to see, and more. Before entering an area we were given good military briefings. We saw what is happening there, and we could see that progress has been made," Dr. Schwartz said.

Prepared to Move

"Most of our hospitals in Vietnam are permanent installations. But they maintain their mobility—prepared to move if the need arises, they have their own tentage and power supplies. (The hospitals are spread out all over South Vietnam, just as the war is.)


"The system of medical evaluation is excellent," Dr. Schwartz said. As soon as a wounded man is spotted, a message is relayed to a central radio system, where his injury is described. So that one hospital does not become inundated with all of the cases from one particular fight, the central radio system lets the evacuators know how to divide up the injuries between the hospitals. Dr. Schwartz emphasized the great amount of time saved by this radio control.

Neurosurgical Teams

There are three neurosurgical teams working in Vietnam—each at a different hospital. This division is true of the orthopedic services and the units which specialize in blood vessel injuries.

"There is a greater number of extremity injuries, especially to the legs. This is due in large part to the booby traps and mines. Most head wounds are due to low velocity missiles rather than high-powered shells. In the heat of the jungle, men often take off their

(Continued on Page 2)



The Barnes Hospital Bulletin
 Published by
 Public Relations Department
 Barnes Hospital
 St. Louis, Mo.

Connie Barton, Manager
 Ruth Waeltermann,
 Associate Editor

MESSENGER OF MONTH



TAKING A TRIP TICKET in the Dispatch Office is Rodney West (left), "Escort Messenger of the Month," from Norman Kern, evening supervisor.

Rodney West, dispatch messenger No. 99, has been named "Escort Messenger of the Month."

Rodney works at Barnes after attending Beaumont High School during the day. He will be graduated in June.

When he came to Barnes 18 months ago, he worked only on weekends. Since September he has been on evenings.

Rodney's favorite classes are

math and drafting. He has taken several scholarship examinations and hopes to become an architect.

Rodney has one younger sister and lives at home with his family. His favorite sports are basketball, swimming and tennis.


He was rated on the qualities of punctuality, reliability, appearance, patient interest, courtesy, attitude, improvement and productivity, by a panel of four.

Former Barnes Nurse to Skate in Ice Capades Here

Miss Janet Wood, former staff nurse in the Delivery Room, will perform in the Ice Capades March 14-19 at the St. Louis Arena.

She is the daughter of Mrs. Elizabeth Wood, secretary in the department of anesthesia.

Miss Wood, who is a graduate of the Barnes Hospital School of Nursing, joined the show last July 10. Since that time she has learned more than 100 steps and has a part in all of the numbers. Members of the troupe travel on their own train with all of their scenery, props and costumes. So far they have skated in 18 cities this season including Toronto and Montreal. Their weekend schedules are extremely busy with three shows on Saturdays and two on Sundays. Some days they re-



Janet Wood in costume.

hearse for six hours and then give an evening show.

Highlights of the past few months include meeting three entertainment celebrities — Arthur Godfrey, Jimmy Dean and Jimmy Durante. Miss Wood filmed a television special with the troupe shortly before Christmas. It was televised in St. Louis on February 13.

In addition to her busy skating life, Miss Wood is official company nurse for the troupe.

Sales Record Scored By Wishing Well Shop

The Wishing Well Gift Shop scored a sales record for 1967 on February 14 — Valentine's Day.

Sales totaled \$1,434.77 as visitors and employees stopped by to purchase little remembrances.

Only one other day in the shop's history has surpassed this day in sales. Last December 23, the sales soared to \$1,944.03. (This was the last hospital payday before Christmas.)

Almost \$350 worth of cards were sold the day before Valentine's Day; and, on the holiday, the shop sold almost \$500 worth of candy and cigarettes.

Vietnam (Continued from Page 1)

helmets," Dr. Schwartz said.

Soldiers not injured too severely, who are usually expected to return to action, usually stay in Vietnam or Japan. Other injuries go on to the Philippines and then home to the United States. Dr. Schwartz praised the high qualifications of the medical corps and the excellent facilities available to them all along the way.

Dr. Schwartz talked to hundreds of medical officers and nurses including three men formerly on Barnes' house staff: Dr. Ron Rosenthal at an evacuation hospital in Vietnam;

Dr. Bob Telfer who is with the Navy at Manila, and Dr. Joe Ulrich on Okinawa.

"Many medical officers spend their free time working in local provincial hospitals. They find it challenging, helping the people. The South Vietnamese don't want domination by the Viet Cong. This is most evident.

"It's essential that we make this stand against Communism, and it is paying off," he said. He cited one example: "If bringing in expensive artillery saves lives that would have been lost in hand-to-hand jun-

gle combat, then this is money well spent."

He praised "the tremendous support the line office gives to the medical corps." All of the officers appreciate the job done by the "very competent doctors and terrific nurses," and there is great co-operation all the way down the line. "Our people are doing a wonderful job," he said.

4 Dietetic Interns Honored at Graduation Tea

Four dietetic interns received the pins of their profession at a graduation ceremony January 30 in Clopton Auditorium. After accepting their pins and membership cards in the American Dietetic Association, the women tore off the "intern" insignia they had worn during the past year at Barnes Hospital.

The graduates are: Patricia Johnson of Poteau, Okla., a graduate of Oklahoma State University; Marilyn Scott of Lubbock, Texas, a graduate of Texas Technological College; Beverly Scroggins, Dadeville, Ala., a graduate of Auburn University, and Connie Thibodeaux of Baton Rouge, La., a graduate of Louisiana State University.

Families and friends of the graduates attended the exercises. Refreshments prepared by the dietary department were served after the ceremony just outside the auditorium.

Five women began dietetic

internships on February 1: Margaret Rose Carlberg of Omaha, Neb., a graduate of University of Omaha; Sue Ann Chandler of Stillwater, Okla.,

a graduate of Oklahoma State University; Barbara Jane Klein of Collinsville, Ill., a graduate of University of Illinois; Nancy Ann Lafferty of Fayetteville,

Ark., a graduate of University of Arkansas, and Janice Kay Stark of Milwaukee, Wis., a graduate of University of Wisconsin.



NOW THEY'RE DIETITIANS! After serving one-year internships at Barnes Hospital, these four women were graduated on January 30. Left to right: Marilyn Scott, Patricia Johnson, Beverly Scroggins and Connie Thibodeaux.

Humor Discovered In Medical Records

In the process of gathering old records and photographing them for compact storage, the Missouri Records Management Agency recently came up with the following death causes as taken from vital statistics records.

"Went to bed feeling well, but woke up dead."

"Died suddenly, nothing serious."

"Don't know—died without the aid of a physician."

"Blow on the head with an ax—contributory cause, another man's wife."

"Had never been fatally ill before."



INTERVIEWING DR. SOL SHERRY (right) before he gives a lab demonstration for those attending the ACP internal medicine meeting is Lee Shepherd of KMOX-TV.

American College of Physicians Meeting Featured 46 Faculty Members From W. U.

Forty-six from Washington University School of Medicine and four visiting professors composed the faculty for the American College of Physicians meeting, Feb. 6-10 at the medical center.

The symposium entitled "Biochemical Mechanisms in Internal Medicine" had 106 registrants from 30 states, the District of Columbia and Canada.

The course was designed to emphasize biochemical considerations as they relate to etiology, pathogenesis, clinical phenomena and therapy of various disorders encountered in internal medicine. It included eight hour-long laboratory demonstrations in various parts of the medical center.

The biochemical considera-

tions were studies in a series of lectures relating them to genetics, metabolism, hematology, allergy, immunology, arthritis, hypertension, gastroenterology; and infectious renal, muscle and cardiovascular diseases.

Dr. Sherry Receives NYU Alumni Award

Dr. Sol Sherry, associate physician at Barnes, is the recipient of the New York University School of Medicine Alumni Association Scientific Achievement Award for 1967.

It was presented on February 22, Alumni Day at the University. This is the highest award given annually to an alumnus who has distinguished himself scientifically.

'Robbie Robot' Introduced to Doctors at Meeting

"Robbie Robot" came to Barnes last month to participate in the meeting of the American College of Physicians, February 6 to 10.


"He" arrived all packed and crated from Warner-Chilcott Laboratories, lent to the hospital's clinical chemistry laboratories especially for the meeting. Representatives of the company accompanied the machine whose greatest talent, in the eyes of Barnes laboratory staff, is its ability to do enzyme tests.

Simplicity

One of the most outstanding features claimed for the machine is its simplicity of operation. It is also said to be especially good for enzyme work because of its excellent waterbath which is controlled within a tenth degree centigrade. It can also be set up to do a large percentage of routine chemistry tests.

After patients' specimens are placed in the rack handler, a pipette moves over and automatically takes a sample, dilutes it and places it in a waterbath. There it rotates and reagents are added, mixed and incubated for a pre-determined time. Another pipette then removes the sample and enters it into a spectrophotometer. From there it goes to a data converter and the final result is printed out in digital form.

One hundred patient specimens can be placed on the rack handler to be tested one at a time. After the machine is programmed for certain analyses,



IT DOESN'T REALLY look like a robot. The machine lacks a human appearance. But "Robbie the Robot" thinks and acts like one. Here "he" is shown by a representative of Warner-Chilcott Laboratories Instrument Division.

which are determined by the operator, it performs at a rapid rate of delivery. It is closely related to manual methods of analysis with the added features of being faster and extremely accurate.

'Stool Pigeon'

"He's a very good stool pigeon," said Miss Wilma White, laboratory supervisor, commenting on the automated machine's accuracy in pinpointing any mechanical trouble which might occur. Miss White and her associates who are specially trained in laboratory automation say that when something irregular occurs in a mechanism this must be discovered immediately. The "ro-chemist" does just that. "He whistles and toots as soon as any trouble arises, pinpointing it immediately," Miss White said. "We were very pleased to

have him for the internal medicine meeting," she said.

The machine which is valued at \$17,500 went home on Feb. 16. During its stay it "roomed" with "Dominic," Barnes' Multi-12 autoanalyzer which performs twelve blood tests simultaneously on one sample of serum within minutes. The physicians were shown tests on both "Dominic" and "Robbie Robot."

Writing Book

Miss White who is writing a book on automation in clinical chemistry has been invited by many manufacturers of automated equipment to learn about the latest machines on the market. She, and Miss Marilyn Erickson, lab supervisor, attended a training session at Warner-Chilcott in December, and there first became acquainted with "Robbie."

Visiting Physicians View Barnes Automated Laboratories



EXPLAINING THE BASIC mechanism of autoanalyzers to physicians attending the internal medicine meeting last month is Miss Wilma White (right), Barnes laboratory supervisor. Dr. William Daughaday (standing) co-ordinated the week-long seminar with Dr. Sol Sherry and Dr. Carl Moore.



BARNES MULTI-12 AUTOANALYZER, Dominic, is examined by three doctors at the American College of Physicians meeting held here last month. Dominic performs 12 blood tests simultaneously within minutes.

THE HOSPITAL AT NIGHT

The time . . . 11 p.m. The hospital is settled for the night; the last visitors are gone; the corridors are quiet and dim, with the exception of the lights at the nursing stations.

The quiet, however, is not the eerie quiet of a deserted office building, or a home where the family is sleeping. There is a sensation of awareness in the stillness, as the "night-time people" go about their jobs.

For, in the business of caring for the sick, nighttime means business as usual. The newborn infant, the teenager with a "hot" appendix, the man who suffers a heart attack. They can't wait for morning to arrive.

In the emergency room, the activity is much the same, regardless of the hour. In fact, darkness may bring a stepped-up pace, for many accidents happen at night. In the safety and security department, the after-dark hours mean lonely treks through corridors by guards who punch special clocks as they make their rounds, checking for fires, for unlocked doors, for lights left burning, and for other possible security threats. The work force does not diminish after five in safety and security, in fact, usually one or more guards are added for nighttime surveillance.

On the patient floors, the rooms are darkened and hushed through most of the late evening and early morning hours. Then suddenly, the nursing station becomes a hub of activity as a new patient who needs close attention is admitted.

Then, after the flurry, the patient sleeps. And the nursing staff pauses for some midnight coffee, perhaps sharing a hastily made cup of instant with a member of the house staff. Other staff members go to the employe cafeteria where they can eat a full meal any time between 10 p.m. and 12:30 a.m.

The night routine continues until 5 a.m. when the first bakers, butchers and cooks arrive, to begin the daytime activities. The bakers make fresh doughnuts and hot breads for breakfast, and the aroma from the ovens greets the "night-time people" as they go home for a good day's sleep.



A nurse examines charts of patients on her ward.



Sole inhabitants of Barnes main lobby are Mrs. Helen Privitor and Dr. Harvey Goldstein.



Security Guard Earl Reichgert makes his rounds.

Patient sleeps soundly in Ward 5200.



Children wait for relatives to take them home.

Premature infant is fed by Marion Scholl, R.N.



25 Freshman Nursing Students Named to Honor List



ON THE HONOR ROLL for grades they earned as first semester freshmen in the Barnes Hospital School of Nursing are these 25 students. All have a "B" grade average or better in their courses. Left to right, Row 1: Janet Farmer, Mount Vernon, Ill.; Linda Gabathuler, Hermann, Mo.; Anna Abel McAdamis, Decatur, Ill.; Kathleen Gass, Belleville, Ill. Row 2: Andra Thomas, Decatur, Ill.; Kathleen Suter, Vandalia, Ill.; Kathryn Straatmann, Washington, Mo.; Donna Moody, Quincy, Ill.; Patricia Maune, Washington, Mo.; Mary Beth Stanton, East Alton, Ill.; Linda Saltzman, New Harmony, Ind.; Cheryl LeFevre, Carthage, Mo. Row 3: Karen Curl, Urbana, Ill.; Rebecca Williams, Bloomington, Ill.; Trena Erkman, Fairfield, Ill.; Roberta Grace, St. Louis, Mo.; Eva Horn, East Alton, Ill.; Donna Davis, Springfield, Ill.; Linda Daugherty, Louisville, Ill.; Mary Lee Miller, Champaign, Ill.; Linda Urden, Terre Haute, Ind.; Telly Tan, Ballwin, Mo.; Jane Thompson, Camp Point, Ill. Not present: Sandra Arico, Granite City, Ill., Kathleen Weber, Tuscola, Ill.

Nursing Announces New Appointments And Promotions

Miss Rose Anne Dandurand, a 1962 graduate of the Hartford School of Nursing, Hartford, Conn., formerly assistant head nurse, has been promoted to head nurse on 3 Wohl.

Mrs. Dorinda Harmon, a 1960 graduate of Homer G. Phillips Hospital School of Nursing, formerly assistant head nurse on 4 Maternity, labor and delivery floor, has been appointed head nurse in this area.

Miss Sharon Kendall, a 1965 graduate of Hillcrest School of Nursing, formerly assistant head nurse on 3 Barnard, has been appointed head nurse in this area.

Mrs. Donna Marie Tharp, a 1965 graduate of Barnes Hospital School of Nursing, has been appointed assistant head nurse on 7 McMillan.

Monnette Johnson Killed in Accident

Mrs. Monnette Johnson, senior nurse assistant on 2200 nursing division (Chest Service), was killed in an auto accident last Nov. 18 near Lexington, Ill. She was 58 years old.

Mrs. Johnson came to Barnes in 1952 to work as a nurse aide on the old 0400 Ward. It was closed several years later, and she moved to 2200.


Mrs. Johnson and her husband, Aaron, were driving on Highway 66, one-half mile south of Lexington, when their car went out of control and struck a bridge abutment. Mrs. Johnson died that day and her husband died six days later in an Illinois hospital.

They are survived by their son, Allen J. Johnson, 29, of St. Louis.

Dr. Ferguson Addresses Heart Assn. in Florida

Dr. Thomas Ferguson, thoracic surgery, recently presented two papers at the Ninth Annual Cardiovascular Seminar sponsored by the Hillsboro County Heart Assn. of Tampa, Fla., and the Suncoast Heart Assn. of St. Petersburg, Fla. The meeting was held Jan. 28-29 at Clearwater, Fla.

Dr. Ferguson spoke on "Permanently Implanted Pacemakers—Present Status and Future Direction" and "Surgical Management of Cardiac Valve Lesions in Children."



Focus on Nursing

Written by Nursing Service at Barnes Hospital

Thoracic Surgeons Meet

Dr. Thomas Burford, thoracic surgeon-in-chief, presided at the meeting of the Society of Thoracic Surgeons Jan. 22-25 at the Hotel Muehlbach in Kansas City.

Dr. Burford is retiring president of the society. He was succeeded by Dr. Donald L. Paulson of Dallas, Texas.

Know Your Nursing Divisions

McMILLAN OPERATING ROOMS

The McMillan Operating room can be found on second and third floors of McMillan Hospital. With the opening of the Paul A. Cibis Memorial Suite the number of operating rooms was increased to nine.

Eye, ear, nose, and throat surgery is done in McMillan O.R., with the third floor devoted almost entirely to retinal detachment surgery and light coagulation procedures. Approximately 550 surgical procedures are done per month.

All new personnel, registered nurses and technicians, are given an orientation period in which they learn to scrub and assist the surgeon, circulate and function on both floors. Personnel assigned to the instruments supply room are not given this extensive training.

A small post-anesthesia room is also included in the McMillan O. R. Suite which cares for approximately 12 patients per day.

The nursing staff consists of **Supervisor**, Miss M. Schwaegel; **head nurses**, Mrs. C. Meeks, Mrs. L. Russell; **staff nurses**, Mrs. B. Grellner, Mrs. K. Kraus, Mrs. G. Mason, Mrs. M. Sawyer, Mrs. B. Walls, Mrs. C. Wells; **instructor**, Mrs. E. White; **licensed practical nurses**, Mrs. C. Hightower, Mrs. H. Irby, Mrs. F. King, Mrs. B. Mamelian, Mrs. O. Phillips, Mrs. B. Shortt, Mrs. C. Willis; **technicians**, Mrs. C. Brown, Mrs. M. Cannon, Mrs. M. Dorsey, Mrs. M. Forrest, Mrs. D. Gotiear, Mrs. H. Mecum, Miss B. Meyers, Mr. G. Miller; **nurse assistants**, Mr. J. Bryson, Mrs. D. Donaldson, Mrs. L. Gaston, Mr. R. Noland; **ward clerks**, Mrs. J. Harrison, Miss A. Owens; nursing staff in McMillan post-anesthesia room is: **Assistant head nurse**, Mrs. V. Bell; **nurse assistant**, Mrs. V. Holcomb.

8 MATERNITY

This unit is designed to care for private, semi-private and clinic gynecological patients. The bed capacity is 31. These rooms consist of four private, two semi-private and twenty-one ward beds. The often-used examining room is centrally located.

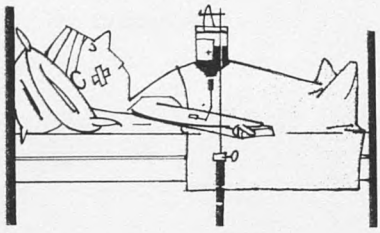
This division is known as a specialty area for gynecological patients. Medicine, genito-urinary, general surgery, psychiatry, and obstetrical services are also represented here. Each day the ward is visited by many doctors. The gynecological house staff consists of three residents with their assistant residents and junior assistant residents.

The majority of patients have surgery. At least one-fourth of the patients are tumor patients. These patients often remain in the hospital as long as two months for a series of treatments and surgery. Many diagnostic tests and x-rays are performed.

Because of the variety of services represented and the varied procedures performed the nursing staff must be well informed in many methods of patient care before and after surgery. The team nursing plan and daily conferences are emphasized for improved individual nursing care. Being one of the hospital's teaching divisions, 8 Maternity sees many students in various fields: Medical, nursing, social service, and dietary students.

The nursing staff on 8 Maternity is: **Head nurse**, Mrs. M. Bax; **staff nurses**, Mrs. C. Cully, Miss S. Doyle, Mrs. A. Gilbert, Miss E. Lynch, Mrs. L. Russell, Miss L. Snow, Miss E. Thompson, Mrs. W. VanHook, Miss E. Werner, Mrs. J. Wren; **licensed practical nurses**, Mrs. A. Kelley, Mrs. T. Scott; **nurse assistants**, Mrs. L. Brown, Mrs. E. Day, Mrs. M. Gettis, Mrs. M. Goodwin, Mrs. C. Lampkin, Mrs. A. Maupin, Mrs. T. Shannon, Mrs. H. Strawbridge; **ward clerks**, Miss E. Bradley, Mrs. A. Longo, Mrs. M. Willbanks.


March Is Red Cross Month



help
us
help



at his side in Viet-Nam



help us help


Blood from Red Cross Saves Lives

RED CROSS—A FRIEND IN DISASTER

March is Red Cross Month — time to remember the many contributions the Red Cross makes to the community.

After the tornado struck St. Louis area residents in January, Red Cross personnel and volunteers were on the scene helping the homeless get back on their feet. The need for volunteers is urgent and immediate to meet the unexpected crises which may arise. For information on how you can become a Red Cross volunteer, phone FO. 7-1320.

Infection Control Program Begun; Mrs. Shannon Named Co-ordinator



CHECKING CULTURE SLIPS in the Bacteriology Laboratory, Mrs. Mary Shannon (right), infection control co-ordinator, confers with Miss Betty Cooper, chief technologist.

The new infection control program recently approved by the Joint Medical Advisory Committee is now underway at Barnes Hospital.

Mrs. Mary Shannon, nursing supervisor here for eight years, was appointed co-ordinator of the program. It was set up to improve patient care—to see that patients don't get infections, and if they do, why.

Mrs. Shannon visits nursing divisions where she surveys patients' charts for clues of infection. These might include antibiotics, elevated temperatures, indwelling catheters, isolation or soaks. She also talks with nursing personnel on each floor she visits and has a daily conference in the bacteriology laboratory where she checks culture reports.

Mrs. Shannon had a week of training at the Research and Educational Hospital in Chicago. Miss Shirley Streeter, assistant director of nursing who is in charge of the infection program there, was influential

in helping Barnes set up a similar program. Theirs is now in its fourth year.

As planned at present, an analysis will be made every six months at Barnes. Any action or recommendation will be made after the results are reviewed by the hospital's infection committee.

Committee members who oversee the program are: Dr. Harvey Butcher, Chairman; Dr. Arthur Stein, Vice-Chairman; Dr. Thomas Cate; Dr. Henry Haffner; Dr. Carl Harford; Dr. Jack Kayes; Dr. Neal Middelkamp; Mrs. Marie Rhodes, Nursing; Mrs. Mary Shannon, Co-ordinator, Infection Control, and Miss Nancy Craig, Administration.

Three from Barnes will attend a special infection workshop March 8 to 10 at the Communicable Disease Training Center in Atlanta. They are Miss Craig, Mrs. Shannon and Miss Mary Beth Stock, staff development.

Employee Home Alone When Tornado Struck January 24

It was a Tuesday evening and Mrs. Helen Abel was in her basement putting clothes in the washer. The lights suddenly flickered twice, and then a tree trunk came barging through the basement window scattering glass all around her feet.

Mrs. Abel who works on the main floor of Wohl Clinics was home alone January 24 when the tornado hit her home in Woodson Terrace. Earlier she had heard a whirring noise overhead, but thought it was a jet plane—a frequent sound in this area near Lambert Field. But when the windows started breaking, she knew it was a tornado.

She started to go upstairs, but then she heard the noise

again. She stayed down in the dark against the southwest wall. Her ears felt funny as she heard glass breaking upstairs.


When the noise seemed to subside, she cautiously went up the steps expecting her house to be gone. But the basement door was still there, and to her joy so was her house, but it wasn't very pretty. Glass was strewn everywhere, and the roof had a gaping hole.

Her first concern was her son who was home from college between semesters, and was visiting at a neighbor's. She was relieved when she reached the home and heard that her son and his friend had driven to South St. Louis to visit another friend and were not in the area when the tornado hit.

When Mrs. Abel's husband returned from a business trip the next day they began cleaning up. Three sides of their home were damaged and they have installed a new roof. The carpets had to be sent out to clean off the shattered glass. Electricity was restored the following night, but phone service remained off until four days later.

The Abels considered themselves lucky when they saw that 50 homes on the street just behind them were completely demolished. Some of the neighbors found temporary shelter in Kratz School and in a nearby Baptist church. The Abels fortunately could live in their own home while it was being repaired.

Barnes Receives \$113,000 Donation From George J. Lochhaus Estate



ACCEPTING A BEQUEST from the estate of George J. Lochhaus is Barnes' Director Robert E. Frank, left. L. John Weber, attorney and executor of the estate, presents the gift, in the form of checks and securities, to the hospital. Mr. Lochhaus, who died Feb. 5, 1965, was a St. Louis businessman who had interests in farming and real estate. The hospital received more than \$113,000 from his estate, which Mr. Lochhaus gave in memory of his late wife, Charlotte M. Lochhaus. The money is designated to be used for cancer treatment and research.

Employees to Take Part in Disaster Drill This Month

A disaster drill involving about 50 employees in the Barnes Hospital Group will be held on March 23 or 30. The exact date will be announced soon.

Simulated patients will arrive at the Wohl Clinic Lobby where their "injuries" will be classified immediately according to the degree of trauma. Here they will be tagged and sent on their way to pre-designated treatment areas, making room for new arrivals.

Hospital personnel will follow procedures in the newly revised disaster manual. A disaster might be defined as any accident or series of accidents resulting in ten or more critically injured persons.

Visiting Dietitians Are Guests at Barnes



MORE THAN 60 institutions and businesses were represented at a conference of dietetic internship faculties held Feb. 12-17 in St. Louis. Barnes Hospital entertained the group at a tea and tour program Feb. 14. Above, Mrs. Doris Cook, right, director of dietetics at Barnes Hospital, chats with Miss Evelyn Carpenter, national president of the American Dietetic Association, while Dietetic Intern Mrs. Joyce Daugherty pins a white orchid on Miss Carpenter's shoulder. (Miss Carpenter is director of dietetics at Philadelphia General Hospital in Philadelphia.)



TEA IN THE CREST ROOM for dietitians attending the St. Louis conference was followed by tours of Queeny Tower. Above, Miss Mary B. Nichol, left, assistant administrative dietitian, pours punch for Miss Louise Hatch, center, director of dietetics at Massachusetts General Hospital, and Miss Marjorie White, dietetic internship liaison director from the ADA staff headquarters in Chicago. The dietitians held their meeting at the Chase-Park Plaza Hotel.

Nearly New Shop Seeks Donations Of Used Clothing

The Nearly New Shop, which is sponsored by the Barnes Hospital Auxiliary, asks all employees and friends of the hospital to bring in donations of used clothing, utensils, small furniture and other items to be sold in the shop.

The shop, which is located in the basement of Barnes main building, puts its profits into a fund which is used to buy needed equipment for the hospital.

The continued support of new and past donors is sought. The shop is staffed by volunteers and is open on Mondays and Tuesdays from 9 a.m. to 4 p.m.

'Bulletin' Wins Photo Story Award



ACCEPTING AN AWARD for the best United Fund photo story at the Industrial Press Association Workshop on February 14 is Miss Ruth Waeltermann, public relations representative. The story which appeared in the October issue of the **Barnes Hospital Bulletin** was entitled "Barnes Takes Time to Care About the Young, the Old, the Needy." Miss Waeltermann accepted the award from Ray Krings of Anheuser-Busch on behalf of Barnes Hospital. The story was selected from St. Louis area house organs which helped promote last fall's United Fund Campaign.



Chaplain's Corner

By Chaplain George A. Bowles

There are some things that are not easy to admit. There are some traits of character that we would rather be without. One could make a long list of words that would come to carry real weight in such a classification, but let us consider only one of these.

Who wants to admit his FAULTS? Try to find a person who would not like to be free from the faults he has! Every honest person knows he has some.

It is interesting to find that much of the literature of the ages has centered around this element of life. Many of the early writers pointed out the weaknesses of the people, and gave some guidelines for better living. The poets have centered much that they have had to say around the faults, as well as the strengths, of the members of the human family to which we belong. Many of the novels that reach the "Best Seller" lists are appealing to the readers because of the fact that the writers are able to arouse our curiosity about fault-ridden lives.

One of the greatest mistakes we can make is to develop the attitude that we really have no faults that could make any difference to ourselves or anyone else. With this attitude we would have little patience with the faults and imperfections of others who know they have some, and we would do little about trying to overcome our own.

200 Attend Nuclear Medicine Symposium Here February 7-11



INTERVIEWING Dr. Donald Blaufox (right) of the Albert Einstein Medical School is Jack Buck for KMOX Radio's "At Your Service" program. Dr. Blaufox moderated the February 10 morning session on kidney studies.

More than 200 persons attended the Nuclear Medicine Symposium February 7-11 in Wohl Hospital Auditorium.

The faculty of 24 consisted of some of the most prominent people in the isotope study field.

The symposium was the na-

tional meeting of the Society of Nuclear Medicine. In June, 1968, the international meeting will be held at the Chase-Park Plaza Hotel in St. Louis.

Dr. James Potchen, director of the nuclear medicine section of Mallinckrodt Institute of Radiology, directed the symposium.



A HIGHLIGHT of the Nuclear Medicine Symposium was the address by Dr. K. U. Hoedt-Rasmussen (center), Bispebjerg Hospital, Copenhagen, Denmark. He spoke on "The Validity of Cerebral Blood Flow Determination With Radioactive Gas." Here he chats with Dr. James Potchen (left), medical director, nuclear medicine section, Mallinckrodt Institute of Radiology, and an associate.

HOSPITAL BULLETIN is published monthly for and about personnel and friends of Barnes Hospital and units operated by Barnes, which include Barnard Hospital and the following operated for Washington University School of Medicine: Maternity, McMillan, Renard and Wohl Hospitals and Wohl Clinics. Edited by Public Relations Office, Barnes Hospital, Barnes Hospital Plaza, St. Louis, Mo. 63110. Telephone: FO. 7-6400, Ext. 265, 439.

BARNES HOSPITAL
Barnes Hospital Plaza
St. Louis, Mo. 63110