


Builder by Goodlett



Barnes HOSPITAL BULLETIN

VOL. XX, NO. 1

BARNES MEDICAL CENTER, ST. LOUIS, MO.

JANUARY, 1966

DeBakey Speaks to Barnes & Allied Society

Noted Surgeon Talks On Medical Centers

"We must seek the help of the federal government to provide funds so that we can maintain the highest standards of medical science," Dr. Michael DeBakey, world famous cardiovascular surgeon, told physicians at the annual dinner meeting of the Barnes and Allied Hospitals Society, held Dec. 16 at the University Club.

Dr. DeBakey was chairman of the commission established by President Johnson in 1964 to study the problems of heart disease, cancer, and stroke, and how to best combat the effects of these greatest killers in our society. At the close of 1964, the commission recommended a five-year three billion dollar program which would create 60 regional centers where the latest and best methods of care would be used.

In addition to the major centers, 450 stations would be established to give emergency care and rehabilitation for the victims of these maladies.

Made Law in Oct.


The bill was written into law last October, but the funds had been cut to 340 million dollars in a three-year program. "This cut will significantly reduce the initiation of the program on any large scale," Dr. DeBakey said.

Dr. DeBakey is chairman of the department of surgery at Baylor University College of Medicine. He has received many outstanding awards.

Recently, Dr. DeBakey was featured in a cover story in Time magazine. He was the surgeon who operated on the Duke of Windsor a year ago.

The massing of the people into the big population centers has changed the practice of medicine, Dr. DeBakey said. "The trend is becoming more and more apparent. The population centers, the big cities, are the hubs of the practice of medicine."

(Continued on Page 7)



MICHAEL DEBAKEY speaks on "Major Medical Centers" following the annual dinner of the Barnes and Allied Hospitals Society.

A New Year's Message

TO ALL EMPLOYEES OF BARNES HOSPITAL

Once again, the calendar changes. It is now 1966, and Barnes Hospital is on the threshold of another year. The past twelve months have seen many changes in our hospital. New advances in the various research fields have brought procedures and techniques into use here which have resulted in easing the suffering of many persons who previously could not be helped. Other studies have added to the medical and technical knowledge which we have today, building a foundation for more strides forward in the healing arts.

Our physical facilities were greatly expanded here with the opening of the Tower building. We look forward to utilization of this addition in such a way that it will benefit the entire medical complex and, in turn, be an asset in the Greater St. Louis community.

It was a good year for Barnes Hospital, with progress made in almost every facet of hospital service. It is my hope that it was also a good year for each employe, personally. May 1966 bring you even greater health and happiness!

Edgar M. Queeny, Chairman,
Barnes Board of Trustees

More Doctors To Be Drafted Soon

The draft status of eligible physicians is now being re-evaluated according to Capt. Charles Kilo, USAF Medical Service liaison officer to Washington University and W. U. School of Medicine.

Because of the recent increased manpower requirements by the armed forces, more physicians will be needed. This will mean a call to active duty of some of the physicians in training or in private practice.

(Continued on Page 8)

Employees May Have Free Tetanus Shots

All employes, who have never been immunized or who have not had a booster shot in the past three years, may receive free tetanus toxoid inoculations.

The shots will be given beginning January 10 to anyone who contacts the personnel health department. For an appointment, call Ext. 203.

Department heads and supervisors are asked to encourage all employes to take advantage of the free inoculations.

\$86,000 GRANT AWARDED FOR CHROMOSOME STUDY

A study of chromosomal defects and their relation to hereditary abnormalities, now being conducted at Barnes Hospital, will be continued for two years, under terms of a grant of \$86,000 to Barnes by the John A. Hartford Foundation, Inc., it was announced recently by Ralph W. Burger, president of the foundation, and Edgar M. Queeny, chairman of the hospital board of trustees.

In 1962, a cytogenetics laboratory was set up to study chromosomes under terms of a \$150,000 grant from the Hartford Foundation. Dr. Alfred Sherman and Dr. Ralph B. Woolf, both associates in obstetrics and gynecology at Barnes and associate professors in the Washington University Medical School department of obstetrics and gynecology, are the co-directors of the project. Assistant director is Dr. Michael Freiman, associate obstetrician and gynecologist at Barnes and a clinical fellow at the medical school.

For the past three years, the laboratory has analyzed chromosomes from many types of patients. Nearly all babies born at St. Louis Maternity Hospital have been analyzed to determine if their chromosomes, microscopic bodies carrying the genes which establish hereditary characteristics, are normal. The chromosomes of many retarded children have been examined to see if their problems come from a hereditary source.

The aim of the research is to determine hereditary abnormalities as early as possible and to find appropriate ways of treating them.


The cytogenetics laboratory at Barnes has become the middle west's center for chromosomal analysis. "We have been providing necessary medical community service on a 'come one—come all' basis to patients, hospital doctors and social service agencies," Dr. Woolf said.

"One day," Dr. Woolf predicted, "chromosomal analysis will be as routine a test as blood counts."

Artificial Christmas Trees Are Purchased For Hospital Lobbies



ONE OF THE NEW ARTIFICIAL TREES, this one in Barnes main lobby, is decorated by personnel from housekeeping and maintenance. Nancy Craig (left), assistant director, admires their handiwork as Mrs. Alice Kelly, assistant executive housekeeper; and (top to bottom) Charley McCutchen, electrician; Amos Lynch, electrical foreman; and Dillon Trulove, executive housekeeper, busily put lights on the tree.



The Barnes Hospital Bulletin
 Published by
 Public Relations Department
 Barnes Hospital
 St. Louis, Mo.
 Connie Barton, Manager
 Ruth Waeltermann,
 Associate Editor

A Message to Our People

Barnes Hospital has just completed another busy year with many changes taking place. In fact, change has become commonplace at Barnes, as our buildings and our methods of operation quickly adjust to the demands of modern medicine and to the needs of the society in which we live.

All employees in our institution deserve the highest of praise for their ability to adapt, and their willingness to give that extra measure of service which has been needed in this eventful year. Once again, our Staff has been willing to do more than just "work" at Barnes. They have "cared" about what happened here. From the administrative staff, may I extend a sincere "Thank you" and our best wishes for the coming year.

Harry E. Panhorst, Director

YALEM LIBRARY IS COMPLETED



THE NEW DERMATOLOGY LIBRARY was recently completed on the eighth floor of the Wohl Clinic building. It was made possible by the \$10,000 gift of Charles H. Yalem.

The new dermatology library, made possible by the \$10,000 gift of Charles H. Yalem, has been completed in the enlarged quarters of the division of dermatology on the eighth floor of the Wohl Clinic building. Open house was held November 17.

In addition to housing current books and journals, the library provides space for 2,000 colored slides of common and unusual skin conditions. The slides are catalogued, and Dr. Lawrence Halpern has been instrumental in making them readily available to medical students and post-graduate physicians. The dermatology staff takes most of its own photographs so the slide collection continues to grow.

Another aid to teaching and diagnosis is the histopathologic slide collection to be filed in the library. Several thousand slides, have been donated to the library by many practicing dermatologists.

Most of the library's new textbooks were purchased with

funds donated by Mr. Yalem. Journals contributed by Dr. Adolph Conrad are also housed here. They include the A.M.A. Archives of Dermatology, Journal of Investigative Dermatology and Excerpta Medica Dermatologica.

The library may also be used as a conference room, for teaching and for viewing slides. The paneling, shelves, cabinets, and table were given by Mr. Yalem; the projector, screen and blackboard by the Freund Foundation; the carpeting by Renard Carpets; and the drapes and chairs by Stix, Baer & Fuller. Mr. Yalem also donated the paintings by Herb Gralnick.

Mr. Yalem previously supported division of dermatology activities when he gave funds to establish an annual prize in 1961. It is awarded to a senior at Washington University School of Medicine for outstanding work in dermatology.

An intensive research program is in progress in the division under the direction of Dr. D. Joseph Demis.

Jane Esson Retires After 34 Years

Opened Barnes' First Purchasing Office

Mrs. Jane Esson, purchasing agent, remembers when all of Barnes' business was handled by one large clerical staff. That was 34 years ago when she came to Barnes.

Mrs. Esson was employed during the Depression, "On a temporary basis," she added with a chuckle.

As Barnes' expansion continued, Mrs. Esson opened up the first centralized purchasing office for the new purchasing agent in 1939.

Through Her Office

Today, all of the hospital's purchases clear through her office. Mrs. Esson supervises four persons who place orders for everything, "from the tiniest needles to large operating room tables." Her staff buys from pharmaceutical, medical, surgical, laboratory, food, textile, stationery, janitorial and hardware supply houses.

Of her retirement, Mrs. Esson says, "I'm looking forward to rolling over every morning instead of getting up at 6:15." She is an avid bridge player and has a large record collection. She especially enjoys opera, symphonic and popular music.

Mrs. Esson was honored at



JUST A FEW OF THE GUESTS at Jane Esson's farewell party share some reminiscences of her happy days at Barnes. Left to right: Don Telthorst, director of purchasing; Stan Esson, her son; Mrs. Esson, purchasing agent; and Pat Reilly, assistant purchasing agent.

a reception on December 17, her birthday. The farewell party was attended by her friends from every department in the hospital.

Mrs. Esson hopes to spend more time with her four grandchildren. Her only son is an art director with a St. Louis advertising firm. "Right now I want to relax. Later on I might do some part-time work."

About Barnes she says, "Yes, I've seen lots of changes, and all of my memories are very, very pleasant."

Helen Cade Is Wed In Danforth Chapel

Miss Helen Cade, clerk in Barnes' second floor lab office, was married to Steve D. Jacobs at 3 p.m. Saturday, December 18 in Danforth Chapel. Chaplain George A. Bowles officiated.

The formal ceremony was attended by both employes and friends of the bride and groom. Each had one attendant.

Miss Cade has worked in the lab office about 18 months. She and her husband plan to make their home in St. Louis.

Ward 1418 Celebrates Thanksgiving



TURKEY DINNER WITH ALL THE TRIMMINGS was enjoyed at a special party Thanksgiving Day by the patients in Ward 1418. The nursing staff of the ward, many of whom were off duty, all helped to arrange the festivities. The patients made the decorations, and the nurses, with the aid of the dietary department, set up the tables and helped serve the meals. Many of the patients' relatives brought pies and cakes to top off the dinners. Chaplain Bowles offered a special Thanksgiving grace.

Researchers Find New Automated Test

The "pilot laboratory" at Barnes Hospital is the experimental unit where new methods of testing are developed. Recently, the lights have burned late in this laboratory, as Miss Wilma White, clinical chemistry laboratory supervisor at Barnes, and Dr. Sue Stevens, director of the endocrine diagnostic laboratory at the Jewish Hospital of St. Louis, worked on a new procedure.

This month, the two researchers were ready with a "first" in their field: In this pilot laboratory, endocrine analysis has been automated, and all tests being done to determine 17-ketosteroids are now routinely run on the auto analyser, which is a fully automated machine.

"So far as we know, this is the only laboratory anywhere which routinely automates this battery of tests," said Miss White.

Miss White and her colleague, Dr. Stevens, should know. They are in contact with other researchers in clinical chemistry, and in December attended the annual meeting of the American Association for the Advancement of Science, held on the campus of the University of California at Berkeley. While at the conference, they visited laboratories in the area and attended a two-day symposium on endocrinology. One of the principle aims of the trip was to study methods of automation used in other clinical chemistry laboratories.

Worked Late Hours

In order to develop this method, Miss White and Dr. Stevens had to make use of the equipment when it was not needed for other tests. The machine which during the day is used to determine protein bound iodine was the equipment on which the endocrine test was automated. "We worked nights and weekends, whenever the auto analyser was free," said Dr. Stevens.

The test for 17-Ketosteroids is ordered by the physician when a malfunction of certain glands is suspected. This test can show if the patient has Addison's disease (a malfunction of the adrenal glands) or other maladies caused by problems with the pituitary or thyroid glands. The test is made on the patient's urine.

"The manual method of testing for 17-ketosteroids required a highly skilled technician, with a year of intensive training in endocrine diagnostic procedures, following his



PREPARING THE AUTO ANALYSER for an experiment are Dr. Sue Stevens, left, and Miss Wilma White. Dr. Stevens holds the cylinder of cups, into which the urine samples are placed. The analyser removes the sample and runs it through a series of tubes where it is mixed with reagents. Then the intensity of the color of the sample is measured in a colorimeter, and this is automatically recorded.



TEST RESULTS from the auto analyser are examined by Miss White, right, and Dr. Stevens, left. Results are printed on a graph and on tape.

basic preparation of four years of college with a major in chemistry," Dr. Stevens pointed out. "With this new test, a person with much less formal training can accomplish the work, and at the same time double the volume of tests now being done."

The importance of increasing the volume of tests was stressed by both Miss White and Dr. Stevens. "The number of tests done in clinical chemistry labs has quadrupled in the last ten years," said Miss White. "This is the result of the great advances in the field of medicine."

Barnes' clinical chemistry laboratory has been automated for some tests since 1958. "We simply had to automate," said Miss White. "We had to keep up with the demand, and give the kind of patient service that must be offered in a medical center such as this one. And, we did not have the skilled manpower to do this in any other way."

Why do they put in the long extra hours in their search for better methods of testing? Miss White and Dr. Stevens are modest.

"It's really our hobby as well as our work," Dr. Stevens said. "We're just naturally curious," Miss White added with a grin.

Dr. Erlanger Dies Dec. 5 At Barnes

Dr. Joseph Erlanger, winner of the Nobel prize and professor emeritus of the physiology department at Washington University School Medicine, died December 5 at Barnes after a brief illness. He was 91 years old.

In 1944, Dr. Erlanger and Dr. Herbert S. Gasser, former professor of pharmacology at Washington University, won the Nobel Prize in medicine for their discoveries in the function of individual nerve threads.

Social Security Tax To Increase Due To Medicare

On Jan. 1, social security tax on employers and employees will jump from the present 3.625 of the first \$4,800 to 4.2 per cent of the first \$6,600 in wages. This means that deductions from your paycheck will have a maximum increase of \$109 per year, depending on your salary.

Your employer pays half of your social security, so if you make \$6,600 or more per year, you will pay \$58.50 more for social security in 1966 than you did in 1965. Your employer also will increase his contribution by the same amount.

The principal reason for the increase in social security is the Medicare bill, along with increased benefits to those presently receiving social security. These programs are outlined in the \$6.5 billion Social Security Act for 1965.

Persons making below the maximum will pay a straight 4.2 per cent of their annual salary. For an example, an employe making \$3,000 a year paid \$108.75 in 1965. In 1966, that employe will pay \$126. (This amount of payment is shared equally between the employe and employer.) The maximum amount which was paid in 1965 was \$174. In 1966, this will be \$277.20 (For employes on

Bishop Frank Was on Program on December 24

A large number of patients, volunteers and friends of Barnes Hospital attended the Christmas Eve lobby service at 3 p.m. on December 24.

Bishop Eugene M. Frank, presiding officer of the Methodist Church of the state of Missouri, was the speaker for the tenth year.

Organ selections by Mrs. Helen McCoy preceded the service in Danforth Chapel. The Rev. Gregory Poole, St. Louis Methodist district superintendent, gave the scripture lesson and prayer.

Choral selections were by the Youth Choir of Ferguson Methodist Church directed by Gene D. Knight. Mrs. Ernestine Chalfant accompanied the group on the organ.

Chaplain George Bowles gave the benediction.

(or above the \$6,600 salary.)

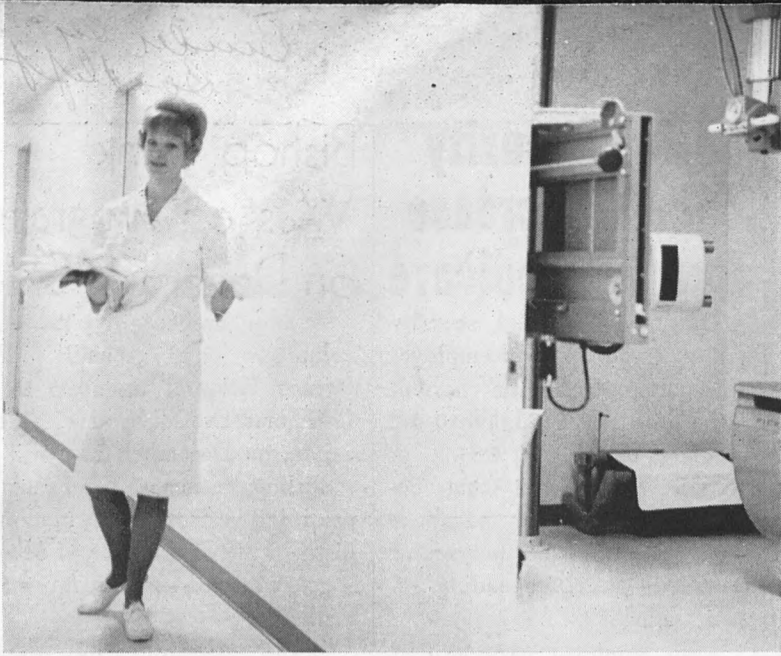
The Medicare benefits are available to everyone over 65, including those persons still working who are ineligible for monthly benefits, and any other person who does not receive monthly benefits.

The personnel office will be glad to assist anyone who has any questions regarding their social security. Employees can stop by the personnel office or phone extension 3061.

Christmas Business Lively In Wishing Well Gift Shop



SALES SOARED IN WISHING WELL during the Christmas shopping season. Above, Mrs. J. G. Probst, co-chairman of the gift shop, sells Miss Kathy Hoffman, varitypist in forms control, a Christmas decoration. "The best Christmas present the Wishing Well could have would be more volunteers to assist in here," said Mrs. Probst with a smile. She worked as many as 45 hours a week during the Christmas rush, and many other volunteers logged long hours of service as needs for volunteers mounted at the same time the holidays cut into available personnel. "Working in the Wishing Well is a challenge," Mrs. Probst said. "It is merchandising from top to bottom—or should I say, from dusting stock to ordering?"



ON HER WAY TO THE PICKER ROOM, Mrs. Jean DeRousse, X-ray technician in the Tower suite, carries some equipment.



NURSING STATION 9100 in Queeny Tower hums with activity on this floor. Floors 7 and 8 have identical nursing stations.

Queeny Tower Offers Varied

From lab tests to lunch, the facilities are available in Queeny Tower. On these pages are depicted some of the services which are offered to the patient and his family in Barnes Hospital's newest and most unique building.

In December, other facets of the Queeny Tower operation were depicted—the patient care rooms, the rooms for self care patients or their families, and doctors' offices. Shown in these photographs are the laboratory, x-ray, and dining facilities.


The diagnostic laboratory area is on the mezzanine, or first floor, of the Tower. Services from this lab are available to all doctors with offices in the building, as well as to patients in nursing care floors of the building, and the self care rooms.

Doctors can send their patients to the lab for tests, or draw blood or take urine samples in their own offices and send these down for analysis via the pneumatic tube system (see picture).

The pneumatic tube system connects doctors' office floors and patient floors in the Tower, and connects with the blood bank in the center Barnes building. The tubes go up to the roof of Queeny Tower where an electronic brain reads their destination, then sends them on their way in just 45 seconds.

The laboratory is staffed by two technicians, a blood drawer and secretary. It handles blood counts, spinal fluids, urine analysis, electrocardiograms and basal metabolism tests.

Most of the lab's small equipment, such as test tubes, is disposable, eliminating a lot of washing time.



THE TELETROL X-RAY MACHINE, the first of this make in St. Louis, features a remote control panel and speaker system with a lead glass window at left.



THE COFFEE SHOP, with its cheerful Bavarian theme, at right, has a magnificent view looking east over the rooftops of the city. The arch is visible on a clear day. At left is the main dining room, which is on the west side of the building, overlooking Forest Park. In the rear the private dining room can be seen through the doorway.





activity as its personnel keeps close tab on the 23 patients
ations with carpeted hallways and waiting areas.

Services Under One Roof

The second floor x-ray suite is operated by Mallinckrodt Institute of Radiology. Included in this suite are three rooms of the most modern x-ray equipment, including the G.E. Teletrol, first in St. Louis. A lead glass window protects its operator from radiation on the patient's side of the window. The radiologist can operate the equipment by remote control, instruct the patient through a speaker system and, at the same time, view the x-ray of the patient over a closed circuit television. This same TV image can be transmitted to the patient's doctor over another television set in the doctor's office in the Tower, if the doctor should desire this service.

The Picker room houses two units, one for general diagnostic x-rays and a second for x-rays of the skull. The Westinghouse room has an image intensification and television unit, as well as a cine which takes movies of an x-ray examination.

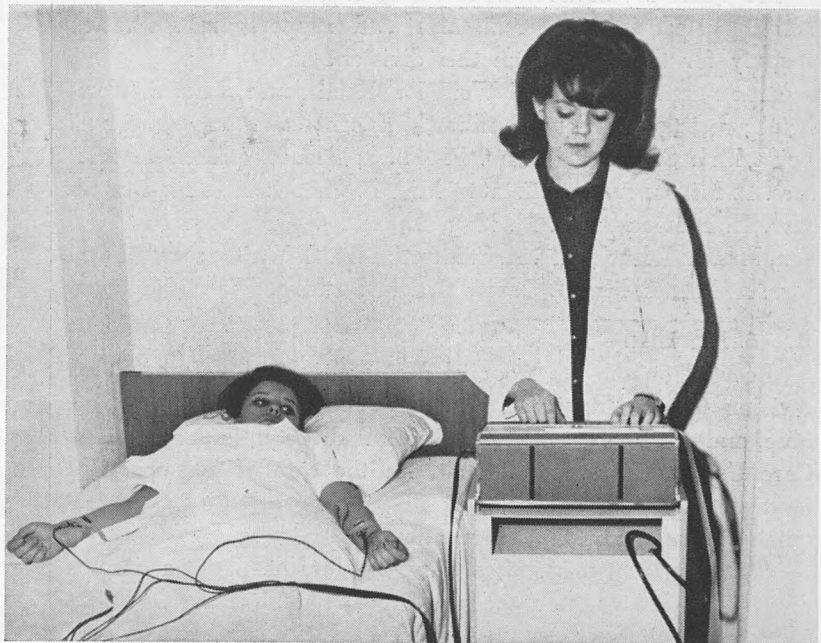
The suite also includes a consultation room for doctors, a radiologist's office and viewing room, dressing rooms for men and women, three waiting rooms and a dark room where film is automatically processed.

The x-ray unit is staffed by one radiologist, an x-ray technician supervisor, an x-ray technician, dark room operator, film librarian and a receptionist.

Now in full operation are the dining facilities on the 17th floor. The coffee shop is popular with employes at lunch time. All of the rooms—the main dining room, lounge, coffee shop and private dining area—are open to the public.




THE PNEUMATIC TUBE SYSTEM is used frequently by the diagnostic lab. Here, N. Gonzales-Rubio, head technician, removes a blood sample which will be analyzed in the lab.



TAKING AN ELECTROCARDIAGRAM of her co-worker is Jeanne Patterson, ECG technician. Posing as a patient is Elizabeth Pyle, blood drawer in the lab. Miss Patterson also serves as secretary-receptionist.



THE NEW COULTER COUNTER operated by Ann Brammeier, technician in the diagnostic lab, takes white and red blood counts in just 10 seconds, instead of the three to four minutes it took in the past. Miss Brammeier also operates the lab's prothrombin time machine which records how many seconds it would take a patient's blood to clot.





Focus on Nursing

Written by Nursing Service at Barnes Hospital

Know Your Nursing Divisions

Two nursing divisions will be featured monthly on this page. It is hoped that through this method you will become better acquainted with the medical center and with the nursing staff of each division.

A. 5 Wohl

This 25-bed nursing division is located on the 5th floor of the David P. Wohl, Jr. Memorial Hospital, 4950 Audubon Avenue. Patients having the following conditions are most frequently cared for on this division: 1) Myasthenia Gravis, 2) Multiple Sclerosis, 3) Polymyocites, 4) Polyneuritis, 5) Guillain-Barre' syndrome, 6) Convulsive disorders of every kind, and 7) Parkinson's Disease. Many diagnostic procedures and workups are also done in this division.

Student nurses and medical students are assigned on rotation to this division for clinical experience in the care of patients with neurological disorders.

Because a patient's condition may change very rapidly, nursing personnel on this division, must be alert to the symptoms and "warning signals" of the diseases involved. Prompt reporting of any change in the patient's condition is of utmost importance.

Maintaining muscle tone and strength and good body alignment is necessary in the acute and normal phases of these diseases. Nursing staff initiates, maintains and supports rehabilitation therapy for the patients on this division.

The nursing staff on 5 Wohl is: Head nurse, Mrs. S. Kombrink; assistant head nurse, Miss L. Enoch; staff nurses, Miss C. Leiss, Mrs. C. Marshall, Mrs. P. Miller; licensed practical nurse, Mrs. P. Miller; nurse assistants, Mrs. B. Cheers, Miss M. Dowell, Mrs. H. Hancock, Mrs. M. May, Miss B. McGee, Mrs. D. Peterson, Mrs. L. Reeves, Mrs. R. Stanford, Mrs. L. White; ward clerks, Mrs. A. Barnes, Mrs. J. Davis, Mrs. F. Fleming, Miss D. German.

B. 6 McMillan

Located on the 6th floor of McMillan Hospital is a 27-bed division for the treatment of patients with diseases of the ear, nose, and throat. Recently added to this division, is the Intensive Care Unit, consisting of 8 beds, for the care of post-operative laryngectomy patients, seriously ill patients, or any patient requiring close or constant observation.

Many surgical procedures are done for the patients on this division. A few of the procedures are: 1) total or partial laryngectomy, 2) jaw-neck or neck dissection, 3) tonsillectomy and adenoidectomy (T & A), 4) antrum window, 5) stapes replacement, 6) pharyngotomy, 7) parotidectomy, 8) naso-plasty, 9) mastoidectomy, and 10) nasal and septal reconstruction. Other patients may be treated for 1) epistaxis, 2) sinusitis, and 3) any injury to any ENT organ including foreign bodies.

The Intensive Care Unit is equipped with items necessary to treat a cardiac arrest and other emergencies. This unit also is equipped with a cardio-verter. The treatment room is equipped with a sub-mucous resection cabinet which includes suction and spray apparatus, and a recently installed, modern Ritter chair.

Nursing care for these patients requires special alertness and sensitivity to the needs of patients who are unable to speak. Skill in emergency nursing procedures is absolutely essential. Referrals for follow-up after discharge are equally important . . . for example, the referral of a patient who has had a total laryngectomy to the Nu-Voice Club, where he is taught to use esophageal speech.

The nursing staff on 6 McMillan is: Head nurse, Mrs. P. Hayes; staff nurses, Miss M. Martin, Mrs. D. Youhannie (PT); licensed practical nurses, Mrs. C. Collins, Mrs. E. Fox, Mrs. L. Henderson, Mrs. E. McCune, Mrs. E. Smith, Mrs. A. Windom; nurse assistants, Mrs. A. Cooper, Mrs. F. Harvey, Mrs. M. Hayes, Mrs. V. Johnson, Mrs. M. Moore, Mrs. B. Nash, Mrs. C. Rush, Mrs. E. Taylor, Mrs. M. Weaver; ward clerks, Mrs. L. Schaffner, Mrs. N. Trauernicht.

Plans By Staff Development for 1966 Announced

Staff Development is again getting ready for a busy but stimulating year. The Department's goal is to provide Inservice for all nursing personnel. What is Inservice? . . . Briefly, it may be defined as a "planned educational experience provided on the job setting and closely identified with service." We hope the education experiences will result in your knowing a little more about your job and enjoying it even more.

Orientation is continuing as usual for all new personnel on staff. We join all of you in making them feel welcome and at home at Barnes.

This year the department is trying something new in the way of Inservice programs. Rather than a monthly meeting for each category in nursing, we are having a monthly meeting, of general interest, for all personnel. The November meeting was on that timely subject—"Medicare."

These monthly programs will be supplemented by Inservice meetings within your clinical area. A big thanks is due to all the Inservice Committee members from each area who gave their time, and thought to help us improve Inservice Programs.

Joan Hrubetz Named In Book Listing Outstanding Young Women



AT HER DESK on the third floor of Barnes School of Nursing residence hall, is Joan Hrubetz, assistant director of nursing education, who has been included in the 1965 edition of "Outstanding Young Women of America."

Miss Joan Hrubetz, assistant director of nursing education, has been selected as one of the outstanding young women of America, and will be included in the 1965 edition of *Outstanding Young Women of America*. This honor is given her "in recognition of her outstanding ability, accomplishment, and service to her community, country and profession."

Miss Hrubetz was graduated from St. John's Hospital School of Nursing and remained there as a staff nurse for one year after graduation. She then attended St. Louis University where she obtained her bachelor's degree in nursing. After three years as a clinical instructor at St. Louis City Hospital,

Miss Hrubetz came to Barnes as an assistant director in nursing service. In March 1965 she transferred to the School of Nursing.

Miss Hrubetz is an active member of the American Nurse's Assn., the National League for Nursing, and has served on various committees in both of these organizations. In addition to her professional activities she was one of the first volunteers to offer assistance in the Retreat for Shut-Ins, a service organized by Father Frank Moore, Barnes' Catholic chaplain, for persons whose disabilities prevent them from attending the usual religious and social functions of the community.

Nurses Find Their Talents Are Many As They 'Tune Up'



AND THE BAND PLAYED ON! The administrative group of the department of nursing held a Christmas breakfast at 7 a.m. December 15 in the Crest Room. Guests provided their own entertainment including a kitchen band rendition of "Jingle Bells" (above). Other nurses sang carols and gave dramatic readings. Barnes' head nurses enjoyed their party on December 21.

Did You Know...

A) That Mrs. Gilbert, head nurse, 4 Maternity, and Mrs. Harmon, assistant head nurse, 4 Maternity, have recently received cash awards and recognition from the Ethicon Company, Inc., for suggestions published in issues of *Point of View* magazine?

B) That the artificial kidney room was temporarily moved to 303 McMillan Hospital while the old room (located by Inhalation Therapy) is being remodeled and enlarged? That the artificial kidney was used only seven times in 1963 and to date of this writing (November 10, 1965) for the year 1965, the artificial kidney has been used 110 times! That nursing personnel have also been kept busy with 37 peritoneal dialysis during the year of 1965?

C) That a psychiatric technician course was started for employes of Renard Hospital on September 13? This course will be finished on January 8, 1966. That there are eleven staff members (LPNs and nurse assistants) taking this course?

D) That 1/3 of the labor force in the United States is female? That the average age of the working woman today is over 40? That more than 1/2 of the working women are married? That 1/3 of the working women are mothers with children under 18?

Dr. DeBakey

(Continued from Page 1)

He said that so far federal support has not been accompanied by controls, and he hopes it will never be. He said

In the Spirit Of Christmas...

☆ The 57 employes of the medical records department made a contribution to the Post-Dispatch's annual Christmas drive for its "100 Neediest Cases." Instead of exchanging presents within the department, each person made a donation. In past years, they have brought canned foods for the needy.

☆ Renard patients and staff toured Barnes Hospital singing Christmas carols on Saturday morning, December 18. A short practice session was held before they began.

☆ Girl Scouts worked with the Barnes Hospital Auxiliary to decorate the waiting rooms in McMillan, Wohl, 1400, 2400 and 3400.

☆ The Nearly New Shop received many hand-made Christmas donations including knitted sweaters and lots of doll clothes.

☆ Several church groups made the favors patients found on their trays on Christmas Day.

☆ A large number of volunteers stayed at the hospital to wheel patients to the Christmas Eve lobby service on December 24.

☆ The Candy Strippers were back during the holidays to fill in for many of Barnes' regular volunteers so they could be with their families.

☆ Students from all three classes of Barnes Nursing School caroled in the lobby and then toured patient floors throughout the hospital on Wednesday evening, December 16.

he is confident that the medical center program will eventually receive full financial support from the government because "society will demand it."

Barnes' Gifts and Bequests Committee Holds First Open House in Tower



RECEIVING NAME TAGS and meeting their tour guides in the lobby of Queeny Tower are guests at the Gifts and Bequests Committee party. Barnes' personnel conducted the tours.



ENJOYING REFRESHMENTS AND THE PLEASANT ATMOSPHERE of Queeny Tower, guests stopped to view the restaurant and pool deck on their tours. They also were shown a doctor's office, a patient floor and a self-care floor.

Girl Scouts Decorate Barnes' Waiting Rooms



WAITING ROOMS WERE "SPRUCED UP" for Christmas in Wohl, McMillan, and the Medical wing by members of eight troops of Senior Girl Scouts, who brought hand made decorations. Above, little Kelly Phillips, who was recovering from a tonsillectomy, watches Cindy Drew of Troop 86 put up a Christmas wreath made of IBM cards. Kelly is the daughter of Mr. and Mrs. Jerry L. Phillips.

Lindburg Laryngeal Laboratory Is Dedicated

In appreciation of his support of research on the larynx, Arthur R. Lindburg was honored at the dedication of the new laryngeal research laboratory on December 3. The lab which bears his name is located on the 12th floor of McMillan Hospital in Washington University's Oscar Johnson Institute for Medical Research.

It consists of a private room, dog intensive care unit, operating room, electro-physiology room with camera equipment, and a small office.

Dr. Joseph Ogura, associate in otolaryngology at Barnes, directs the laboratory. The department has been analyzing an experimental reconstructive process which attempts to make or substitute new vocal cords from tissues that are present after a larynx is removed.

In addition to his gift for the remodeling and equipping of the lab, Mr. Lindburg has sup-



ADMIRING THE PLAQUE at the entrance of the new Arthur R. Lindburg Laryngeal Research Laboratory are Mr. and Mrs. Lindburg and Dr. Joseph Ogura, associate otolaryngologist at Barnes. The lab, which occupies a part of the 12th floor of McMillan Hospital, was dedicated on December 3. It is named for Mr. Lindburg in appreciation of his support in research on the larynx.

ported basic research in the department of otolaryngology. He also helped establish an inten-

sive care unit for patients immediately after surgery on the larynx and pharynx.

Staff Gives Annual Birthday Party for Dr. Glover Copher



GREETING HIS LONG-TIME FRIENDS at his birthday party, Dr. Glover H. Copher, surgeon at Barnes Hospital since his internship in 1918, sees that all of his guests receive birthday cake and coffee. Marie Moore, operating room technician, has made the annual party a tradition at Barnes. With the help of other members of the O. R. staff, she has organized the celebration of Dr. Copher's birthday for the past 19 years.

Ten cakes covered the long table in the fourth floor staff lounge—all prepared for Dr. Glover Copher's birthday.

Although it was celebrated about a month late this year, 75 to 100 persons attended. Dr. Copher's birthday is October 27. His party was postponed until November 23 because of Mrs. Marie Moore's illness. Mrs. Moore, O.R. technician, has organized the traditional celebration for 19 years.

Mrs. Moore worked with eleven other persons in arranging the party. Cakes were brought by Dorothy Hollander, research technician; Shirley Everett and Eva Chambers, O. R. technicians; Pat Tippet, Donna Allison, Leola Frey, Jan Paris, Maude Williams and Shirley Giachetto, operating room nurses. Pat Ensley and Ruth Synder, O.R. supervisors, provided the coffee.

Draft Status

(Continued from Page 1)

It was recently announced that under the provisions of the Universal Military Training and Service Act, a physician may be appointed in the U.S. Air Force Reserve. He may then fulfill his military obligation through participation in the Ready Reserve in lieu of a two-year tour of extended active duty.

Physicians, surgeons, registered nurses, occupational and physical therapists who desire information concerning the medical service of the USAF regular of reserve unit are encouraged to call Capt. Kilo at Ext. 467, YO 5-5868 or YO 6-3050.

John Barlow Feels Queeny Tower Decorating Job Was Real Challenge

"It was quite a challenge to plan the decorating in a building the size and scope of Queeny Tower," said John Barlow, of John Barlow Interiors, Inc. His firm was in charge of all matters of decor in the lobby, patient care, and doctor's floors of the recently opened Queeny Tower.

"The lobby presented some very interesting decorating problems, because of its large size," Mr. Barlow explained. "In order to give it a warm feeling, it had to be filled with design and color, yet not be gaudy. I tried to find a pattern which had a symmetrical value, and was not blatant."

Mr. Barlow found the pattern he wanted in a drapery fabric, the "water lily" design which is now carried out in the first floor drapes and the carpeting in all public areas on floors one through five. "The pattern was the one I wanted, but I ordered it in a different color. Then the carpeting, about 1200 square yards of it, was specially loomed to match. Even the dyes were mixed exactly to specification, to insure the proper colors."

Furniture for the patient care rooms on the seventh through ninth floors of the Tower had to incorporate the latest advances in bedside equipment in furniture which would impart a homelike appearance to the rooms. So Mr. Barlow worked with designers from Hill Rom hospital equipment company to produce

AUXILIARY FUNDS REFURBISH BLOOD DONOR ROOM

The colorless black-and-white blood donor room has been transformed into a cheerful area, thanks to a donation by the Barnes Hospital Auxiliary. The Auxiliary gave almost \$6,000 to refurbish two rooms in Barnes service building next to the Blood Bank.

Eight adjustable contour chairs in several decorator colors replace the long metal tables and mattresses used in the past. The chairs were made with high legs especially for blood donor use.

The Auxiliary also purchased the side stands, large cabinets and counters, an under-the-counter refrigerator and waste baskets in the donor room. The bright contemporary chairs and tables in the waiting room complete the cheerful atmosphere. Three table lamps have been ordered for the waiting area.

To complement the new furnishings, Barnes plans to paint the walls, install new light fixtures and lower the ceiling.



THE BLOOD DONOR ROOM'S "new look" is appreciated by employees of Barnes Blood Bank as well as by donors. Here, Rodney Gardner (right), blood bank technician, readies Mary Jovanovich, BMR technician, for a donation.

tures and lower the ceiling.

Donors have been using the new facilities for about two months. Blood may be donated from 2 to 3 p.m. and 6 to 7

p.m. Monday through Thursday; from 10:30 to 11:30 a.m. and 2 to 3 p.m. Fridays; and from 1 to 3 p.m. on Saturdays and Sundays.

HERE ARE PAY PERIODS FOR THIS YEAR

Pay Period	Starts	to	Ends	Payday
1	Dec. 19	to	Jan. 1	Jan. 7
2	Jan. 2	to	Jan. 15	Jan. 21
3	Jan. 16	to	Jan. 29	Feb. 4
4	Jan. 30	to	Feb. 12	Feb. 18
5	Feb. 13	to	Feb. 26	March 4
6	Feb. 27	to	March 12	March 18
7	March 13	to	March 26	April 1
8	March 27	to	April 9	April 15
9	April 10	to	April 23	April 29
10	April 24	to	May 7	May 13
11	May 8	to	May 21	May 27
12	May 22	to	June 4	June 10
13	June 5	to	June 18	June 24
14	June 19	to	July 2	July 8
15	July 3	to	July 16	July 22
16	July 17	to	July 30	Aug. 5
17	July 31	to	Aug. 13	Aug. 19
18	Aug. 14	to	Aug. 27	Sept. 2
19	Aug. 28	to	Sept. 10	Sept. 16
20	Sept. 11	to	Sept. 24	Sept. 30
21	Sept. 25	to	Oct. 8	Oct. 14
22	Oct. 9	to	Oct. 22	Oct. 28
23	Oct. 23	to	Nov. 5	Nov. 11
24	Nov. 6	to	Nov. 19	Nov. 25
25	Nov. 20	to	Dec. 3	Dec. 9
26	Dec. 4	to	Dec. 17	Dec. 23
27	Dec. 18	to	Dec. 31	Jan. 6, 1967

HOSPITAL BULLETIN is published monthly for and about personnel and friends of Barnes Hospital and units operated by Barnes, which include Barnard Hospital and the following operated for Washington University School of Medicine: Maternity, McMillan, Renard and Wohl Hospitals and Wohl Clinics. Edited by Public Relations Office, Barnes Hospital, Barnes Hospital Plaza, St. Louis, Mo. 63110. Telephone: FO. 7-6400, Ext. 265, 439.

BARNES HOSPITAL
Barnes Hospital Plaza
St. Louis, Mo. 63110

Non Profit Org.
U. S. Postage
PAID
St. Louis, Mo.
Permit No. 935

pieces which would meet all the needs.

Mr. Barlow, has been in the decorating business for 30 years. He specializes in interior decorating for office and fine homes. Barnes is the first hospital in which he has worked. He decorated the rooms on floors nine through twelve in the Rand Johnson Building at the time they were constructed, and did the Barnes Lobby and admitting office. He also designed the elevator architrave tops above the Rand Johnson elevators.