

East Tennessee State University

## Digital Commons @ East Tennessee State University

---

Tennessee Climate Office Weekly Drought Summaries

---

1-16-2025

### 2025 January 16 - Tennessee Weekly Drought Summary

Tennessee Climate Office, East Tennessee State University

Follow this and additional works at: <https://dc.etsu.edu/tn-climate-drought-summaries>



Part of the [Climate Commons](#)

---

#### Recommended Citation

Tennessee Climate Office, East Tennessee State University, "2025 January 16 - Tennessee Weekly Drought Summary" (2025). *Tennessee Climate Office Weekly Drought Summaries*. 116.  
<https://dc.etsu.edu/tn-climate-drought-summaries/116>

This Report is brought to you for free and open access by Digital Commons @ East Tennessee State University. It has been accepted for inclusion in Tennessee Climate Office Weekly Drought Summaries by an authorized administrator of Digital Commons @ East Tennessee State University. For more information, please contact [digilib@etsu.edu](mailto:digilib@etsu.edu).

# Tennessee Drought Update

For the assessment period ending January 14, 2025

# Statewide Condition Summary

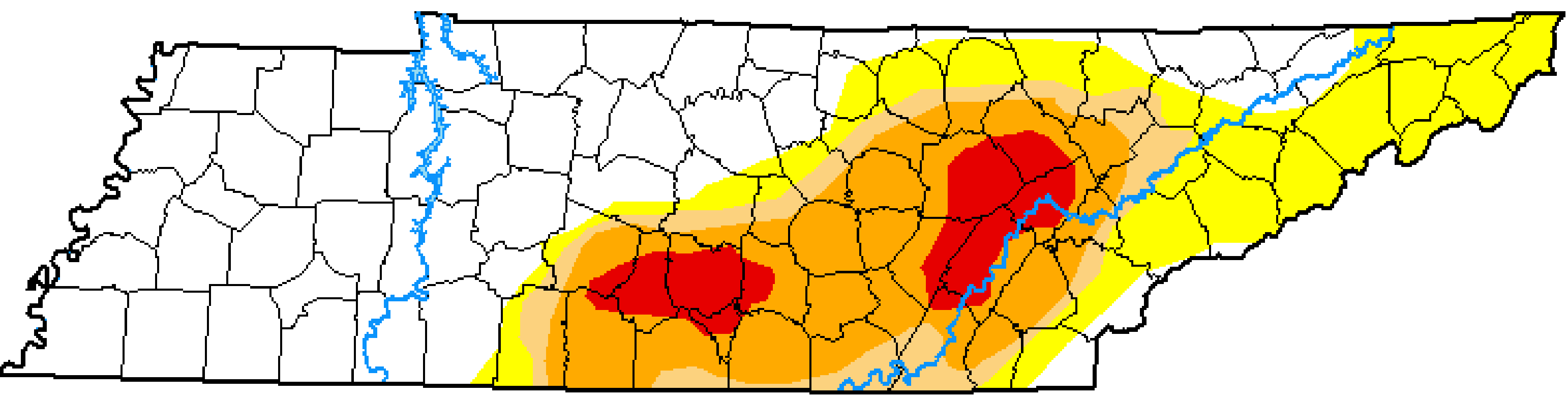
## This Week's Drought Monitor of Tennessee Map

From the US Drought Monitor, authored by Brad Pugh, NOAA/CPC with input from the Tennessee Climate Office

**What's Changed?** Widespread light to moderate precipitation over the past few weeks has led to further 1-category improvements in parts of southern Middle Tennessee and northern East Tennessee.

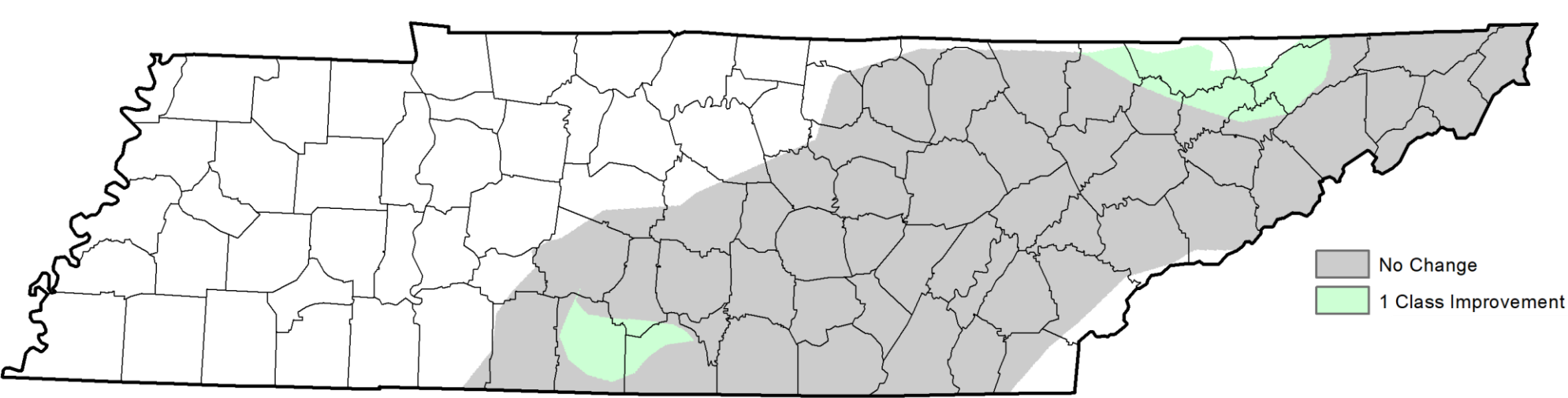
**What's New?** Areas of Extreme Drought (D3) in southern Middle Tennessee improved to Severe Drought (D2) based on several weeks of normal to slightly above normal precipitation and cooler than normal temperatures. Some areas of Abnormally Dry (D0) conditions in northern East Tennessee were cleared from the USDM map this week.

**What's Next?** Widespread rains are expected before the end of the current drought monitoring period on January 21. This combined with continued cooler than normal temperatures should lead to no change or more minor improvements in next week's USDM map.



↑ With several weeks of light but persistent precipitation (rain and snow), minor improvements were made in drought category in some areas of Middle and East Tennessee.

## Change Since Last Week



A product of the Tennessee Climate Office  
[www.etsu.edu/tn-climate](http://www.etsu.edu/tn-climate)



## Statewide Coverage By Category

Category	Coverage This Week	Change Since Last Week
D0: Abnormally Dry	18.19%	-2.63%
D1: Moderate Drought	7.12%	0%
D2: Severe Drought	17.37%	+1.36%
D3: Extreme Drought	7.60%	-1.36%
D4: Exceptional Drought	0%	0%

# Icon Library



No Precipitation




Increasing drought conditions



Rivers and Streams



Precipitation




Temperatures



Improvement



A mixture of improving and worsening conditions



No Change



Worsening conditions



Hurricane/Tropical storm

- 5 Class Degradation
- 4 Class Degradation
- 3 Class Degradation
- 2 Class Degradation
- 1 Class Degradation
- No Change
- 1 Class Improvement
- 2 Class Improvement
- 3 Class Improvement
- 4 Class Improvement
- 5 Class Improvement