



Monthly **PRECIPITATION** *In Missouri*

CLIMATIC ATLAS OF MISSOURI NO. 1

Wayne L. Decker

UNIVERSITY OF MISSOURI COLLEGE OF AGRICULTURE AGRICULTURAL EXPERIMENT STATION
BULLETIN 650 MARCH, 1955

J. H. LONGWELL, *Director* COLUMBIA, MISSOURI

CONTENTS

	Page
Introduction	3
The Source of Missouri's Rainfall	4
Weather Stations	8
Average Monthly Precipitation Patterns	9
Average Monthly Snowfall	13
Range of Monthly Precipitation Amounts	15
Tabular Presentation of Data	18

This Bulletin Reports
on Department of Soils
Research Project 210
Entitled, "Weather."

ACKNOWLEDGEMENT

This report covers part of a cooperative investigation by the Missouri Agricultural Experiment Station, University of Missouri, and the United States Weather Bureau of the United States Department of Commerce. The Weather Bureau is represented on this project by Harold C. McComb, Official in Charge of the Columbia Weather Bureau Office, and H. F. Wahlgren, Director of Missouri Weather Bureau Section Center and Official in Charge of the St. Louis Weather Bureau Office. The weather records used in this study were obtained from the Weather Bureau Section Center in St. Louis. These records were then placed on I.B.M. Punch Cards under the direction of the Official in Charge of the Columbia Weather Bureau Office.

Acknowledgement is made to M. F. Miller, Dean and Director Emeritus; J. M. Poehlman, Department of Field Crops; and A. D. Hibbard, Department of Horticulture; who are representing the Experiment Station in this cooperative investigation.

Cover picture courtesy of Missouri Ruralist.

Monthly Precipitation in Missouri

Climatic Atlas No. 1

by Wayne L. Decker




Fig. 1 — A rain gauge used by the U. S. Weather Bureau.

INTRODUCTION

Water is essential to human life. The distribution of water over the earth's surface is an important factor in determining the economic development and the living standards of the people of each world region. Water is not only necessary for human consumption and food production, but it also is important for transportation and for the production of electric power. In addition, water plays important roles in the health of a nation and in the recreational activities of its people.

Water may be present in too great abundance or may be deficient. Crop growth may be hindered or prevented by excessive amounts of water, and disastrous floods such as the 1951 floods of Kansas and Missouri may develop. Water deficiencies as existed in 1952 and 1953 in Missouri may greatly reduce crop yields.

In spite of the increasing use of irrigation, Missouri will continue to obtain most of the water used in agricultural production directly from the atmosphere. Thus Missouri's agriculture primarily depends for its water supply on the atmospheric moisture which falls as rain and snow on land surfaces.

How It Is Measured

The water which falls from the atmosphere is called *precipitation*, and it is measured in inches. If an inch of rain falls on a surface, enough water has fallen to cover the surface up to a depth of one inch. If an inch of water falls on one acre of land, over 113 tons of water will be received.

The precipitation is measured by catching the water in a straight sided can. The measuring can used by the United States Weather Bureau for measuring precipitation is pictured in Figure 1. In the same manner, if an inch of snow is reported, enough snow will have fallen to cover the surface to a depth of one inch. An inch of snow does not contain as much water as an inch of rain. Often an inch of snow will contain water equivalent to only about one tenth of an inch of rain. For this reason, it is necessary to melt the snow caught in the measuring can to determine the amount of water contained in it. In this report the total precipitation for a specified period will be given in inches and will include the amounts of rain falling in the measuring can together with the amounts of water obtained after any snow has been melted.

THE SOURCE OF MISSOURI'S RAINFALL

The atmosphere is nature's rain making machine. This atmospheric machine not only has the ability of producing rain, but it carries a supply of water in reserve. In order to understand the nature of Missouri's rain fall, the processes which produce the rain and snow, and supply the moisture should first be understood.

The atmosphere, which extends several hundred miles above the earth's surface, often contains large quantities of water. Most of this water is found in the lower five miles of the atmosphere. In this five mile thick layer is found almost all of the clouds and rain producing facilities of the atmosphere. The moisture which is contained in the atmosphere exists in three distinct forms. It is present as water vapor, tiny water drops, and as small ice crystals. The water vapor is invisible to the eye and is transported from one place to another by the same mechanisms which transport other atmospheric gases. The tiny water drops and ice crystals make up the clouds which are seen in the atmosphere. These water drops and ice crystals are supported by the atmosphere because of their extremely small size.

Cooling Air Forms Clouds

The water vapor which is present in the atmosphere is the natural supply of moisture for the rain producing mechanisms. The atmospheric processes must be able to convert this water vapor into clouds from which the rain and snow fall. The development of clouds can be observed and these clouds can be seen growing in size. It is not uncommon to experience rainfall from clouds which have been produced before one's eyes.

The development of clouds is the first step in the rain producing process. This step involves the transformation of the invisible water vapor of the atmosphere into the small water drops and the ice crystals of which the cloud is composed. This process, called *condensation*, is brought about by cooling air which contains appreciable amounts of water vapor. Cool air can not hold as much water vapor as warm air, so the cooling brings about condensation. This process is exactly the same as that observed when water accumulates on the outside of a glass filled with ice water. The air surrounding the glass is cooled, and can not hold as much water vapor as before. The water vapor is then converted to liquid water, which is seen adhering to the side of the glass.

In order for cloud formation to develop there must be some way provided for cooling the air. This cooling action takes place when air is lifted from one level to another. Through this cooling action condensation is possible, and cloud formation results.

The flow of air over Missouri is important to the rain producing mechanisms of the atmosphere. This flow of air is brought about through the action of the sun. Although the sun is a steady and dependable source of energy, its heat is not equally distributed over the surface of the earth. The northern or polar regions of the Northern Hemisphere receive small amounts of the sun's energy relative to the equatorial regions. Because of this unequal heating, the air over the polar regions becomes extremely cold, while the air in the subtropical and tropical regions is relatively warm. This contrasting situation is made very important because of the tendency of the cold polar air to extend itself southward, and the tendency of the warm sub-tropical air to extend itself northward.

Clouds Develop Along Front

Missouri lies between an area to the north, over which cold polar air is found, and an area to the south which is covered with warm subtropical air. The state is located in a region over which either the subtropical air may be extended or the polar air may invade. Missouri's changing weather is caused by the alternating occurrences of these two types of air. During periods when the polar air is over the state, Missouri will experience low temperatures. Since the polar air has been formed over the frozen arctic and has moved southward over the land areas of the northern North American continent, the air will not have had an opportunity, to pick up moisture, so it will be relatively dry. Somewhat warmer temperatures will result when the air originating in the subtropical regions to the south moves over the state. This air will have moved from the waters of the Caribbean Sea and the Gulf of Mexico, and will have had an opportunity to pick up moisture from these water surfaces. As a result this air is usually relatively moist.

It can be seen that there exists two conflicting types of air flow over Missouri. There is the cold dry Arctic and Canadian air moving southward, and the warm moist subtropical air moving northward. Often these two types of air, which have drastically different properties, meet over Missouri. The air, which moves southward from Canada, is colder and, as a result,

heavier than the warm moist air from the Gulf of Mexico. When these two types of air are in contact over Missouri the cold Canadian air, being heavier, will wedge itself under the warm air from the south. This causes the warm moist air to be lifted over the top of the cooler air. This lifting action results in the condensation necessary for cloud formation. The zone of intersection between the cold and warm air is called a "front". The characteristic clouds associated with a front are shown in Figure 2. This diagram represents only one type of front. There are many different types and each has a characteristic cloud appearance.

Fronts, as they are experienced in Missouri, tend to move across the state causing the areas of rainfall to move from one side of the state to the other. The direction and speed at which these fronts move is quite variable, and this has become one of the chief problems in forecasting the time and duration of rain in Missouri. Recent studies show that during the two year period 1949 and 1950 between 35 and 40% of the rain and snow falling at Columbia, Missouri was caused by the lifting of warm moist Gulf of Mexico air over colder Canadian air. This value should be representative of the entire state.

There are many clouds which are formed by other mechanisms than the lifting of warm moist air over colder air. These mechanisms operate solely within a single type of air. Since there is more water vapor in

the air moving over Missouri from the south, there is a better chance for the development of rain clouds within this type of air than in air coming in from other directions.

Form Over Warm Ground

One cloud producing process becomes operative when air is in contact with a warmer ground surface. The warm surface transfers some of its heat to the layer of air in contact with it. This warm air expands, becomes lighter, and then rises to some higher level. If atmospheric conditions are favorable, the air will continue to rise until condensation results and clouds form. This condition explains the formation of many clouds observed in the atmosphere over Missouri. There are two examples of this process. First, when very cold air moves southward in the winter over the relatively warm soil surfaces of this area, cloudiness often results. Since there is very little water vapor in the cold air these clouds seldom yield any more than scattered snow flurries. Second, in the summer, cloud formation often results from the heating of air in contact with the ground surface on warm, sunny days. Under these conditions the surface is heated by the direct sun rays to a temperature above that of the atmosphere. The clouds which are developed are very characteristic of the Missouri landscape in summer. Usually low fleecy appearing clouds develop first. If there are adequate amounts of moisture present these

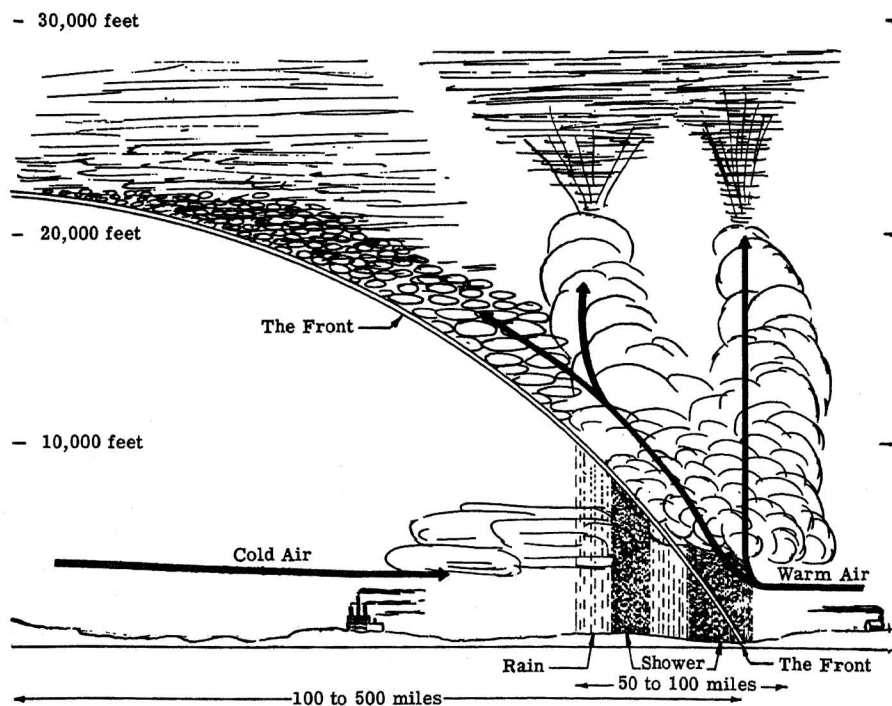


Fig. 2—A diagram showing the clouds and weather associated with a front.



Fig. 3—High clouds composed of ice crystals. (U. S. Weather Bureau, F. Ellerman.)

clouds grow in size as the day progresses. They may develop into large thunderstorm clouds by late afternoon.

“Mixing” Action Forms Clouds

There are other mechanical processes which lead to cloud formation within a single type of air. These processes require the presence of adequate water vapor, so that clouds are developed most often within warm moist air. Under these conditions the layers of air are mixed by some mechanical force. This mixing action will cause the warmer air near the surface to be lifted so that it is in contact with cooler air aloft. The cooling action brought about by this process results in cloud formation.

The conditions which bring about this mixing action of the air are varied. Air passing over a rough surface will set up eddies in the atmosphere which will lead to mixing. Air moving quite rapidly over a relatively smooth surface will cause a similar mixing action. Other internal atmospheric conditions and air movements result in the mixing of air from one layer of the atmosphere with that of another layer.

It should be remembered that the above explanations of cloud formation have been much simplified. Actually, the processes by which clouds are formed are complex, and present many interesting problems in the study of atmospheric physics and weather forecasting. There are many types of clouds; and each has its characteristic appearance. Some of these clouds are very high and are composed entirely of ice crystals, (see Figure 3); while others may be very low. Besides, these there are many intermediate clouds in both type and height.

The processes by which a cloud produces rain are not entirely understood. It is generally conceded that clouds must have considerable vertical development in order to be considered “rain clouds”. In most cases they must extend above the freezing level in the atmosphere before rain will result. During the winter season, when the freezing level of the atmosphere is at or near the ground surface, this condition can be easily satisfied. In summer, the height of the freezing level is usually between 10,000 and 15,000 feet above the surface, and rain normally will not fall from clouds which are entirely below this level. As a rule, clouds which produce rain are either extended to great heights, as in Figure 4 showing the vertical development of a thunderstorm, or they must be composed of many layers of clouds as in the case of a front (see Figure 2). Rain can not be expected to fall from thin high clouds as shown in Figure 3. In the latter case, there are only small amounts of water within the clouds, and it would soon evaporate if it began to fall through the atmosphere. Rain from the low fluffy cumulus type cloud, pictured in Figure 5, is also unlikely. These clouds, do not have sufficient vertical development to be classed as rain producing clouds, but these clouds may grow as the day progresses reaching very high elevations by late afternoon.

Three Conditions for Rain

In summary it may be said that rain occurs over Missouri as the result of three specific conditions which must be satisfied before rainfall can occur.

1. There must be large quantities of water vapor in the air. This is necessary since the rain producing mechanisms of the atmosphere are not efficient. Much of the water vapor is never converted to clouds by condensation; and many of the clouds which are formed do not develop into rain producing clouds. As a result the atmosphere must initially contain large quantities of water vapor in order to assure significant amounts of precipitation.
2. A means must be provided for cooling the air by some lifting action in order to produce clouds. This lifting action is accomplished over Missouri by the lifting of warm air over cool air or by the action of internal atmospheric processes.
3. The clouds which are developed must be extended to some height before rain or snow will normally occur.

Weathermen have found that although the last two of the above conditions are important, they do not usually act as the limiting factors in Missouri's rainfall. The most important of the three is the first condition. The presence of sufficient moisture in the atmosphere can be greatly enhanced by the movement of air from the subtropical waters of the Caribbean Sea and the Gulf of Mexico. It was found that of all the rain and snow occurring at Columbia, Missouri during 1949 and 1950, between 90 and 95% fell from air which had moved over the area from the warm subtropical seas to the south. These figures show the importance of a moisture supply in determining Missouri's rainfall.

Missouri's "Hydrologic Cycle"

Over Missouri and portions of the Central United States, a definite cycle in water movement can be recognized. This cycle is called the *hydrologic cycle*. The water is transported as water vapor by the air moving from the tropical and subtropical seas between North and South America over the continental United States. This water vapor is subjected to atmospheric processes, and some of it is converted to rain and snow which falls on the land areas. The distribution of the precipitated water is quite complex. A portion of this water soaks into the land where it becomes a part of the soil water. Much of this soil water is ultimately absorbed by plants and returned to the atmosphere

through plant transpiration. Another portion of the water falling on the land areas runs off the land to become a part of the rivers and streams. So far as Missouri is concerned all of this water is returned to the Gulf of Mexico from which it was originally transported. This cycle is very important to the agriculture of the state. There is a great deal that is not known about the quantitative amounts of water involved in the various phases of this cycle. More information is needed and many current investigations are being directed along these lines.

Recently a great deal of attention has been given the possibility of the economic importance of cloud seeding operations in the production of rainfall. There is a great deal which is not understood about this process. In order for the cloud seeding operations to be successful, there must be present a cloud or layer of clouds extending to considerable heights into the atmosphere. This cloud condition will be present only when there is an adequate moisture supply, and when conditions are favorable for cloud formation. If these conditions are satisfied, natural rainfall may occur. There is evidence that cloud seeding will change the appearance and structure of clouds; but the amount that natural rainfall may be increased by cloud seeding has not been demonstrated. Experimental tests will provide the only means of estimating the effect of cloud seeding under Missouri's climatic conditions.





Fig. 4—An active thunderstorm cloud. (U. S. Weather Bureau, A. F. McQuarrie.)

Fig. 5—These low clouds are common in Missouri in summer. (U. S. Weather Bureau, H. T. Floreen.)



WEATHER STATIONS

Weather observations are taken at many points in Missouri. The supervision and operation of these weather stations is conducted by the United States Weather Bureau. In the larger cities, where municipal air ports are quite active, the Weather Bureau employes take the weather observations. In Missouri such weather stations are maintained at St. Joseph, Kansas City, Columbia, St. Louis, and Springfield. Weather Bureau observers also maintain a station at Cairo, Illinois. In addition to these stations, observations are taken by "cooperative observers" at many points within the state. These observers offer their services, usually without compensation, because of their interest in weather phenomena.

Since many of these cooperative weather stations are manned by the unpaid observers, it is often difficult to maintain such a station in one locality for long periods of time. For this reason the numbers of weather stations which may be used are limited. In Figure 6 is shown a map on which is marked the location of each weather station from which data were taken covering periods of 30 to 50 years.

From these observation points daily rainfall readings have been taken. Since this investigation is concerned with monthly precipitation amounts, the total precipitation for each month has been obtained. These monthly precipitation totals for the stations used in this study are listed in the appendix of this report.

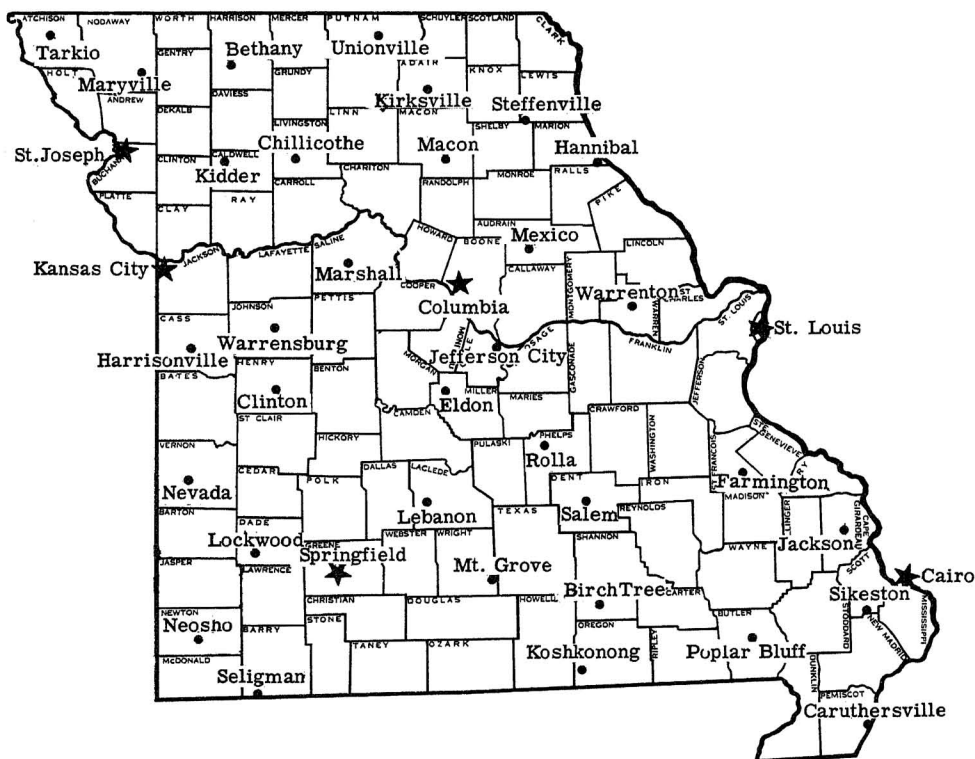


Fig. 6—Map of Missouri showing the locations of weather stations used in this bulletin.

MISSOURI'S AVERAGE MONTHLY PRECIPITATION PATTERNS

The average monthly precipitation is an index used for making comparisons. Through use of this index it is possible to compare one month's precipitation with that of other months or to compare the precipitation of one location with that of others. The average precipitation for a given month is obtained by adding together the total precipitation reported for the month during the period of record and dividing by the number of years in the period.

The United States Weather Bureau has adopted for use in its publications and news releases the term "normal precipitation" for the average precipitation amount. It should be understood, that the normal precipitation value as used by the Weather Bureau is actually the average precipitation for an arbitrarily selected period of years.

Maps Show "Patterns"

Using the average precipitation from the weather stations described earlier in this report, monthly maps of the average precipitation amounts have been prepared for Missouri. These maps, which are shown in Figures 7 through 18, give a picture of the most likely precipitation patterns over the state. A study of the average monthly precipitation maps will indicate the areas of the state which are likely to receive the greatest amounts of precipitation during a month, and will

give the order of magnitude of the precipitation amounts which might be expected. Viewing these maps chronologically through the year one can see marked changes in the precipitation patterns over Missouri.

Air Flow Gives Variation

There is a similarity in the January, February, and March maps, as shown in Figures 7, 8, and 9. From these maps it can be seen that during these months the southeastern portion of Missouri receives much more precipitation than the other regions of the state. The precipitation amounts decrease rapidly as one moves northwest across the state. It will be noted that during this period the northwestern tip of Missouri receives only about one-fourth to one-third as much precipitation as the extreme southeastern area. This precipitation pattern is the result of the contrasting flow of air over the central portion of the United States. During this period frequent cold air outbreaks move southward from Canada covering large portions of the central United States. At the same time warm moist air is being transported from the Gulf of Mexico inland over the south central regions of the country. As has been pointed out earlier, rain and snow will often result when the warm moist air is lifted over the cold Canadian air. The southeastern tip of Missouri lies in

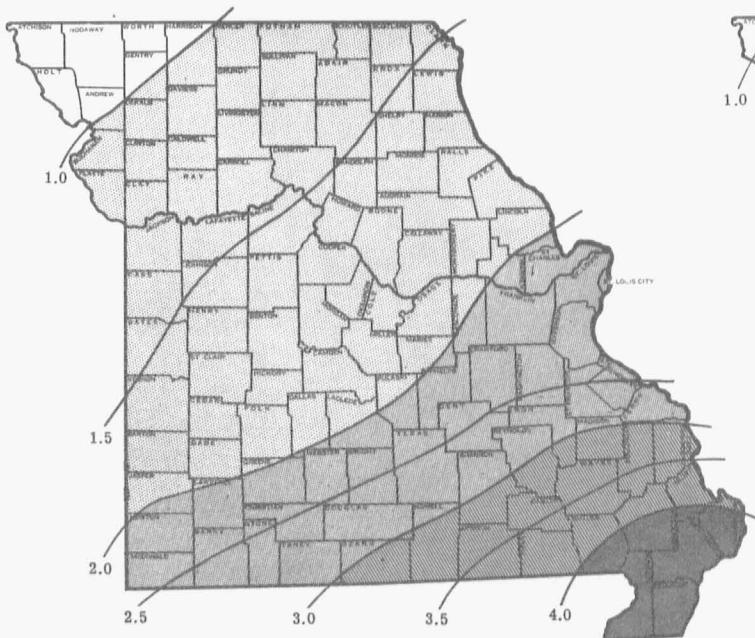


Fig. 7—Average precipitation pattern for January.

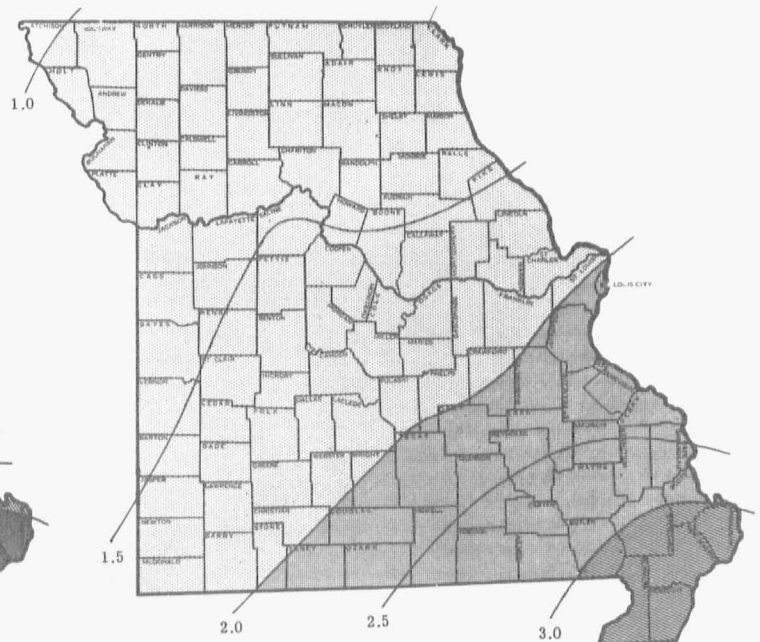


Fig. 8—Average precipitation pattern for February.

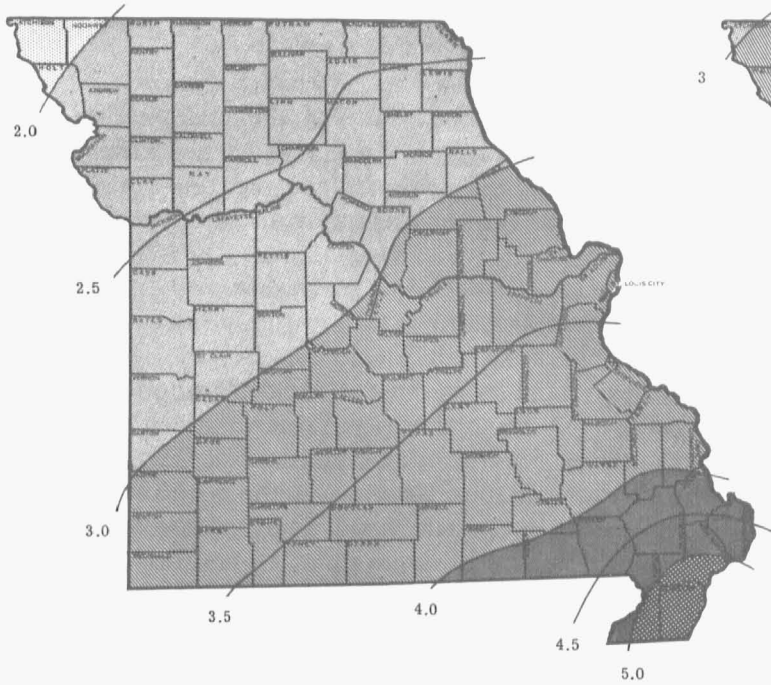


Fig. 9—Average precipitation pattern for March.

an area where this type of rainfall is prevalent during the winter months. The warm moist air is lifted by the cold Canadian air over this region much more often than over the remainder of the state.

During the months of April and May, as shown in Figures 10 and 11, precipitation amounts reported in

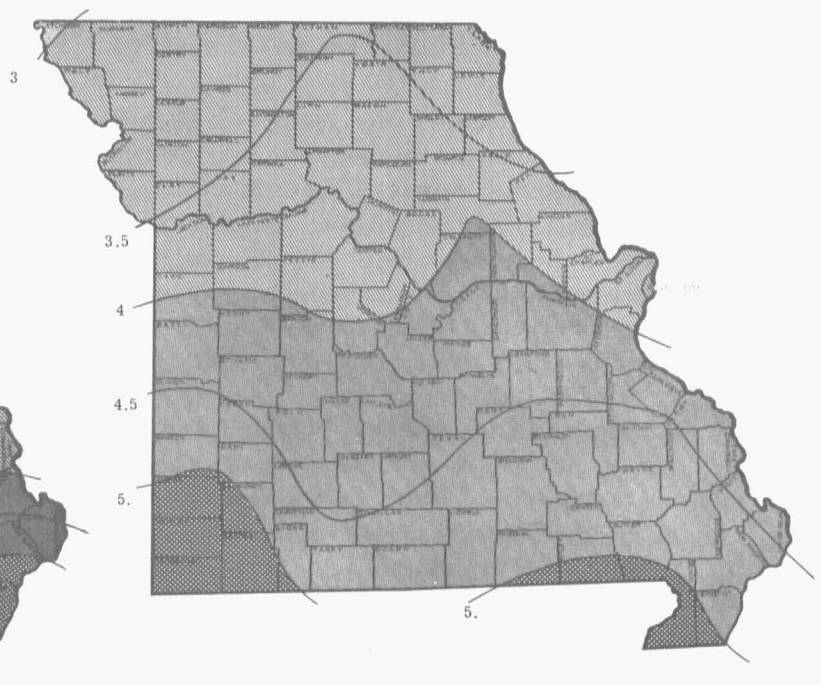


Fig. 10—Average precipitation pattern for April.

the northern and central portions of the state are increased. The outbreaks of the cool Canadian air are less frequent and intense than during the winter period, and as a result the moist air is permitted to cover greater portions of Missouri. This results in an increase in the rainfall amounts in all areas of the state

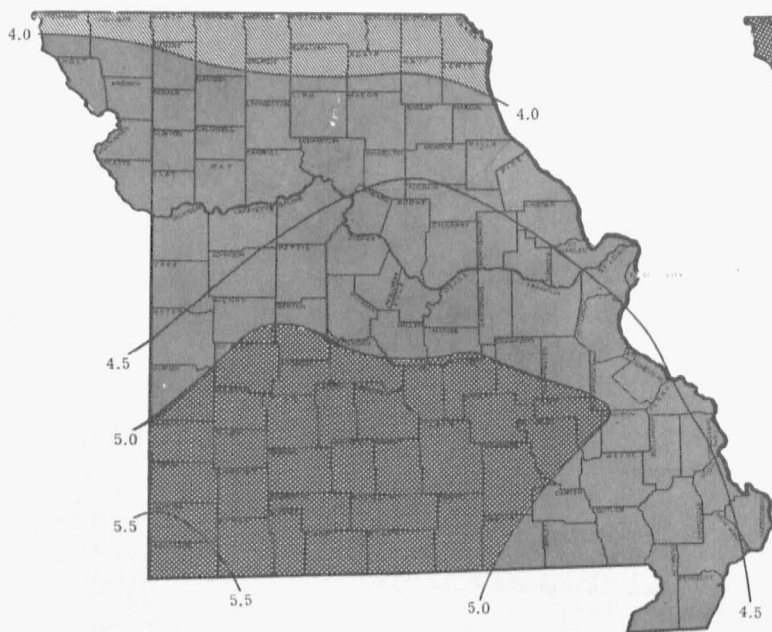


Fig. 11—Average precipitation pattern for May.

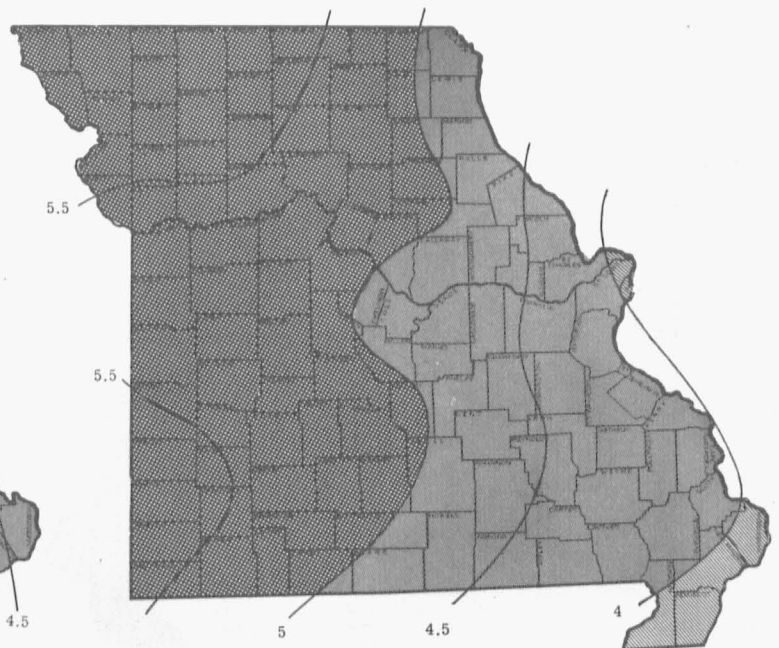


Fig. 12—Average precipitation pattern for June.

excepting the extreme southeastern region. The area of maximum rainfall shifts from the southeastern tip of Missouri westward toward the southwestern regions of the state. It becomes apparent that the area of the most active lifting of the warm air is now shifted to this more western location.

June the High Month

In Figure 12 is shown the average precipitation pattern for June. Examination of this map will reveal that the state receives more rainfall during June than in any other month of the year. This unusually high precipitation occurrence places June in a unique position among the months of the year. During June large amounts of warm moist air are directed over Missouri from the south by the prevailing atmospheric circulation. At the same time cool air frequently moves southward and eastward from the Canadian and Rocky Mountain regions. These conditions provide an optimum situation for the production of rainfall over the state. Because of the strong flow from the south, sufficient moisture is found over Missouri for large amounts of rainfall, and the frequent cold air invasions provide the necessary lifting of this warm air for condensation, cloud formation, and rainfall. These atmospheric processes are more pronounced in the western and northern regions of the state, and the precipitation amounts are correspondingly higher in these regions during June.

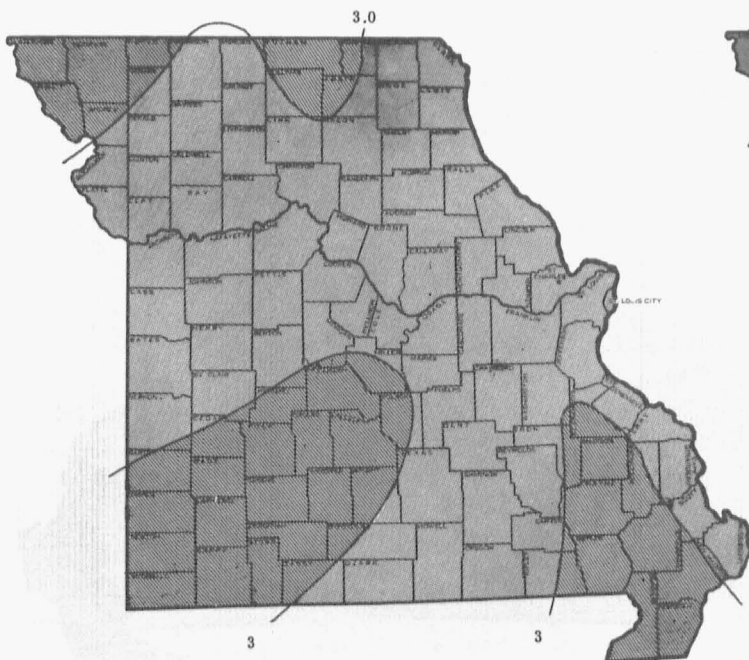


Fig. 13—Average precipitation pattern for July.

From Figures 13 and 14 it can be seen that rainfall patterns over Missouri during July and August are rather indefinite. The air movement over the state during this midsummer period is often different from that of the other seasons of the year. The summer air circulation is often such that the air no longer moves directly over Missouri from the warm waters of the Gulf of Mexico and the Caribbean Sea; but the state is covered by air from some inland location such as the southwestern United States. This air does not carry sufficient moisture to supply large amounts of rainfall. Also, associated with the summer season is the absence of cool air outbreaks from the northern regions of the continent. Without these cool air invasions one of the chief atmospheric mechanisms for the production of rain is removed. It can be seen that conditions are often unfavorable for mid-summer and late summer rainfall. Some years these unfavorable conditions are not present over Missouri and large amounts of rainfall are experienced during July and August. The variable conditions give rise to highly variable rainfall amounts during these two months.

Increase After August

The autumn maps for September and October, as shown in Figures 15 and 16, indicate an increase in the amount of rainfall over the summer maps of July and August. This is indicative of the return of the moisture-laden winds from the south, and of an in-

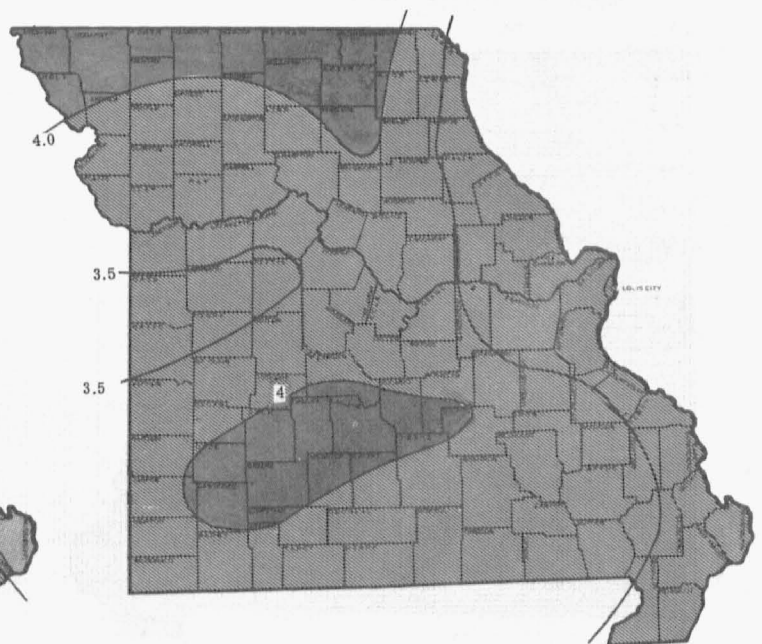


Fig. 14—Average precipitation pattern for August.

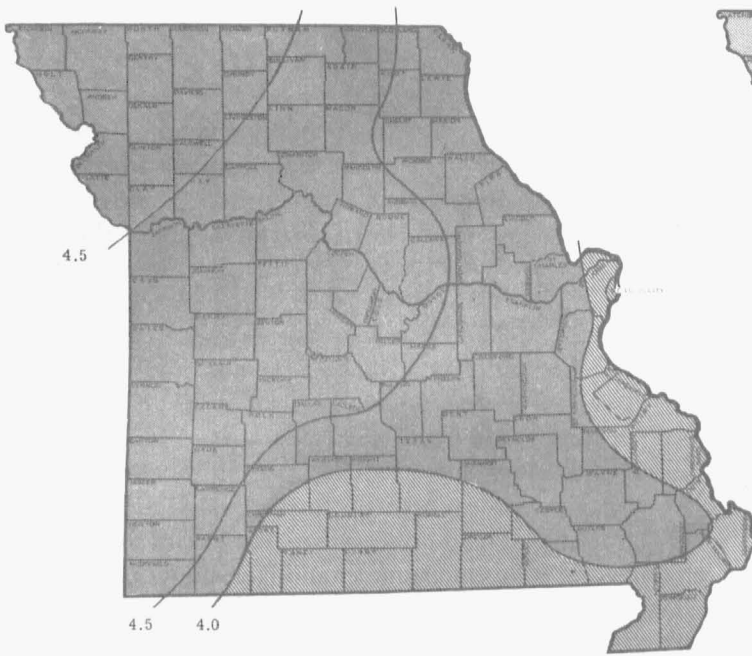


Fig. 15—Average precipitation pattern for September.

creased frequency of cool air invasions. It is also significant to note that less precipitation is received over the northwestern area of the state than in the more southerly regions, which indicates that the moist air does not reach this area as often as the other regions of the state.

Return of Winter Pattern

In Figures 17 and 18, which give the average Mis-

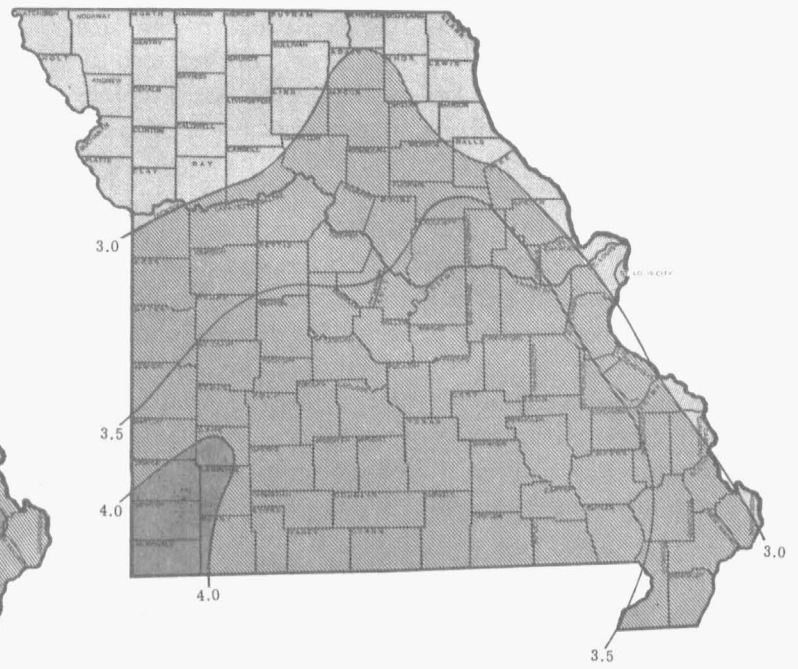


Fig. 16—Average precipitation pattern for October.

souri precipitation patterns for November and December, it will be noted that there is a return to the winter situation, which has already been discussed for January and February. The southeastern area of the state again receives more precipitation than the other areas of Missouri. This return to the normal winter pattern is brought about by the increased activity of the cold air movements over the central United States.

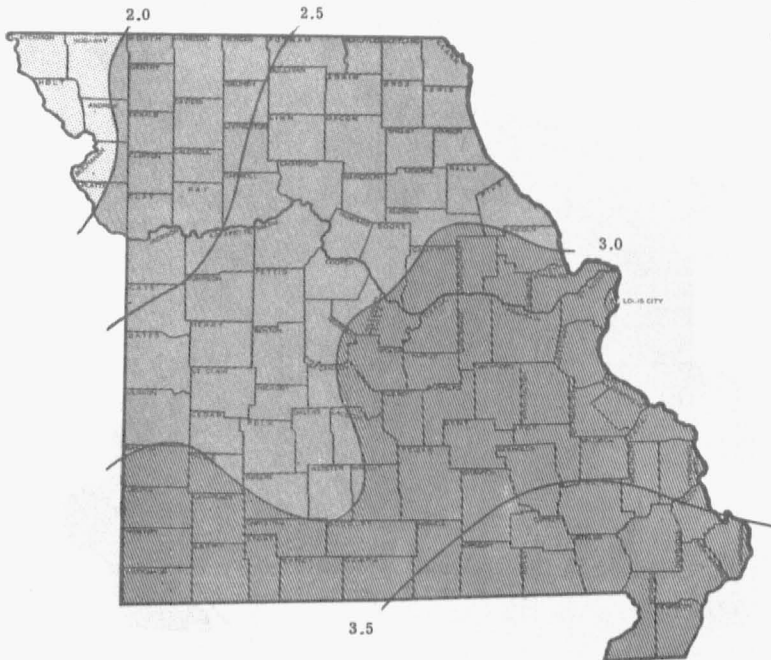


Fig. 17—Average precipitation pattern for November.

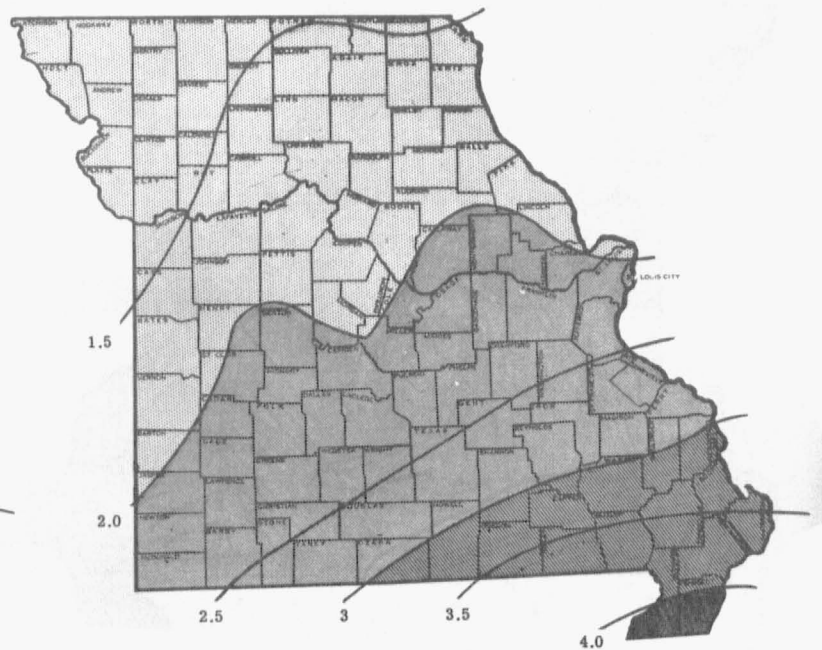


Fig. 18—Average precipitation pattern for December.

AVERAGE MONTHLY SNOWFALL

The average monthly snowfall patterns for Missouri are shown in Figures 19 through 26. These maps indicate the normal snowfall patterns over the state and give the order of magnitude of the monthly snowfall amounts.

Figures 19 and 20 indicate that the heaviest snowfall amounts in all sections of the state are received in

January and February. It is interesting to note that the heaviest snowfall is recorded in the northern regions of the state. This is the reverse of the condition noted for the monthly precipitation patterns. When the total precipitation was considered, it was found that the heaviest amounts occurred in the southeastern section of the state. This indicates that a great deal

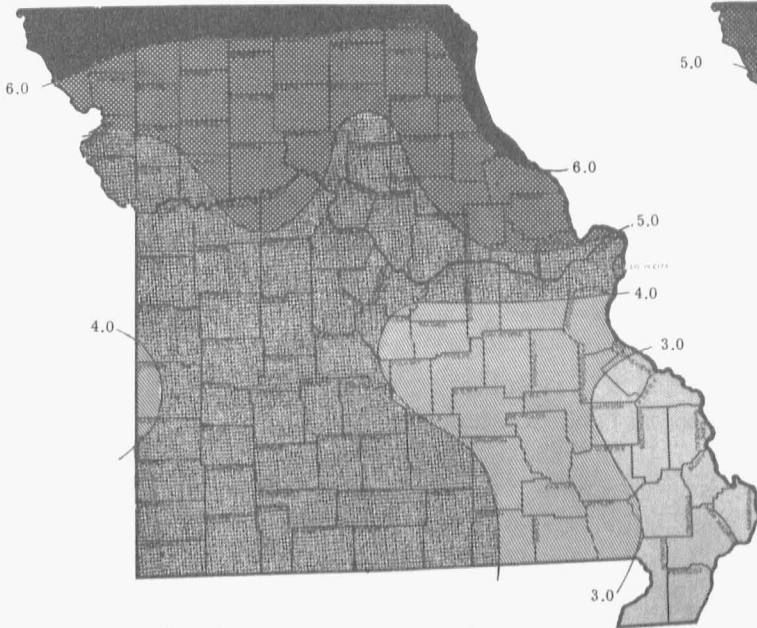


Fig. 19—Average snowfall pattern for January.

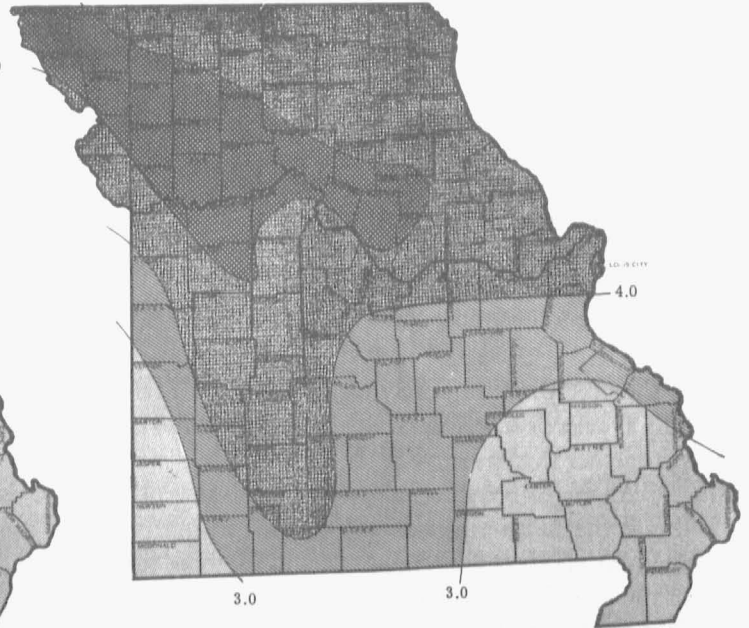


Fig. 20—Average snowfall pattern for February.

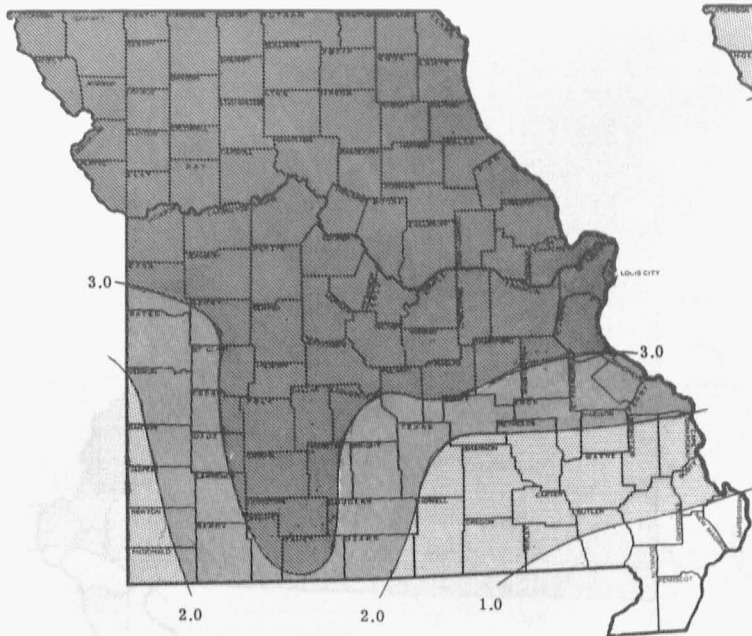


Fig. 21—Average snowfall pattern for March.



Fig. 22—Average snowfall pattern for April.



Fig. 23—Average snowfall pattern for May.



Fig. 24—Average snowfall pattern for October.

of the precipitation occurring in southeast Missouri falls as rain or freezing rain during this period of the year rather than as snow.

As might be expected snowfall amounts become less as the summer season approaches. Even in April and May, as shown in Figures 22 and 23, most regions of the state have average amounts greater than zero. During April the average snowfall for the northern third of the state is greater than 1.0 inch. This does not mean that snow will occur every year during this

period. It does indicate that light snow during these months is not too unusual.

In the fall, snow is not likely to occur in large quantities until November. The October map, shown in Figure 24, indicates that the average amounts are less than 1.0 inch in all regions of the state. The maps shown in Figures 25 through 26 show that the November and December snowfall amounts are gradually increased, and the snowfall patterns are similar to those of January and February.

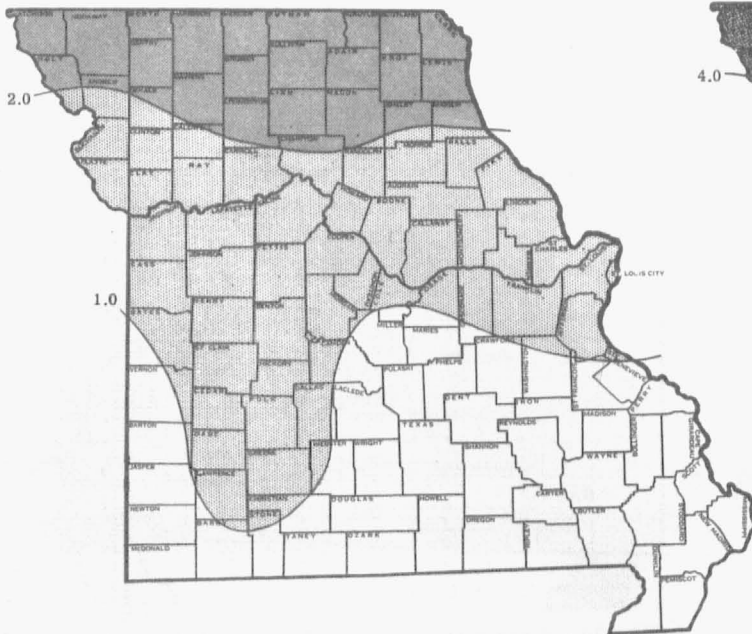


Fig. 25—Average snowfall pattern for November.

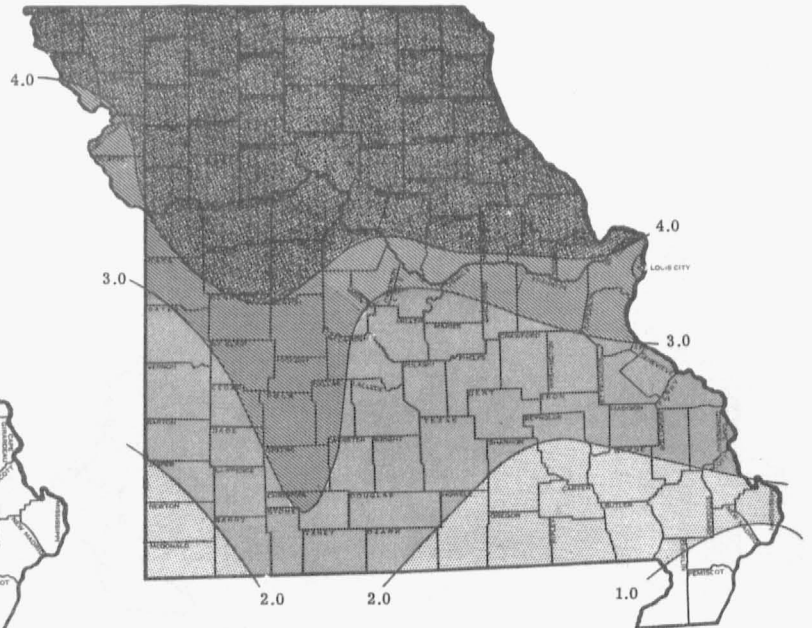


Fig. 26—Average snowfall pattern for December.

THE RANGE OF MONTHLY PRECIPITATION AMOUNTS

The amount of precipitation falling at a given point during any month of the year is quite variable. On some years the precipitation amounts for a particular month are quite high, while during other years the amounts received during the corresponding month are very low. This makes it difficult to estimate the range of monthly precipitation values most likely for a particular point and month. In order to obtain an estimate of the expected precipitation range it is necessary to investigate the variations in precipitation amounts.

Causes of Variations

For purposes of this analysis Missouri has arbitrarily been divided into six districts. These districts, which will be called the northwest, northeast, west central, east central, southwest, and southeast districts, are outlined on the maps appearing in Figures 27 through 38. Each district contains several weather stations. Taking the northwest district as an example, the weather stations found here are Tarkio, Maryville, Bethany, Chillicothe, Kidder, and St. Joseph. For each of these stations there is a variability in each month's rainfall caused by the receipt of varying amounts of precipitation during the period studied. The variation should be similar for all stations since they are located in the same general geographic area. There will, how-

ever, be some variation between the stations of the district on a given month of a given year. This variation will be somewhat systematic in nature, owing to the rainfall patterns for a particular month. For example, in a previous section it was noted that the average rainfall pattern for January showed the smallest amounts of January precipitation in the extreme northwestern portion of the state. From this it would be expected that on a given year a station in the northwest portion of the district, such as Tarkio, would receive less January precipitation than a station like Chillicothe located in the southeast portion of the district. In addition to this systematic variation there will be a certain random variation due to accidents of rain clouds passing over one station but missing another.

Grouping Gives Approximation

In order to obtain an approximation of the range of monthly precipitation for each district, it is necessary to group together all of the variations in precipitation. This can be done by considering all of the precipitation observations for a particular month taken within the district. By this means all of the January precipitation totals for each station and for each year will be separated from the precipitation totals for the other months; and similar separations will be made for the remaining eleven months. A listing of pre-

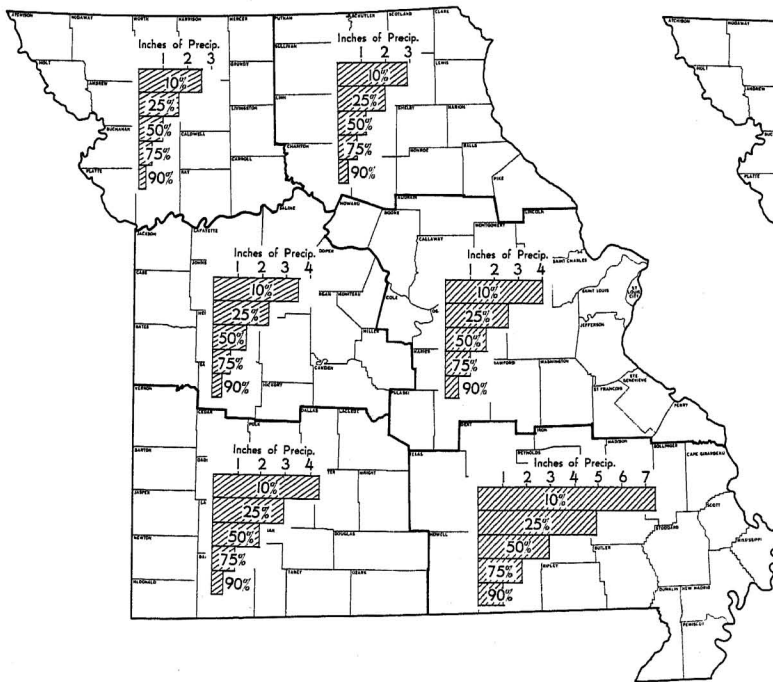


Fig. 27—The total January precipitation which has been exceeded 10, 25, 50, 75, and 90 percent of the time.

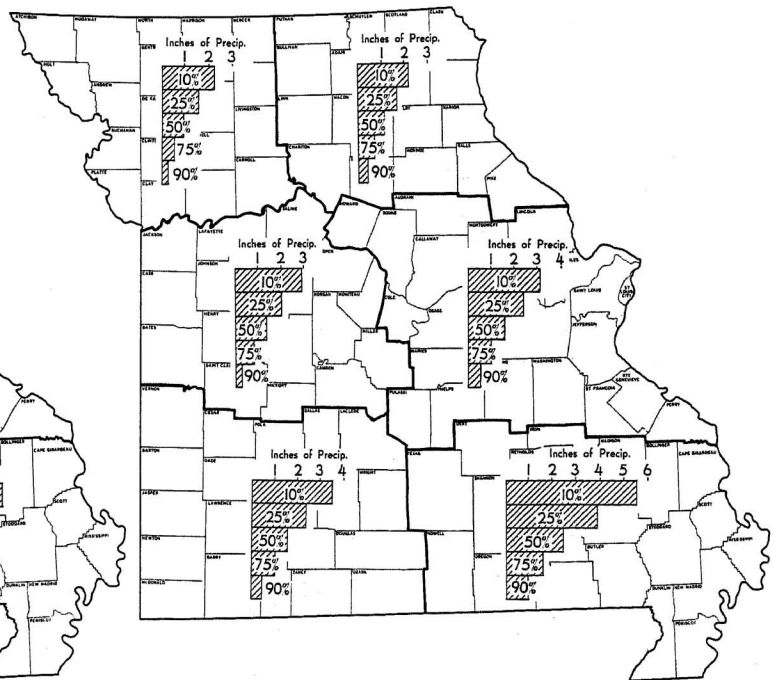


Fig. 28—The total February precipitation which has been exceeded 10, 25, 50, 75, and 90 percent of the time.

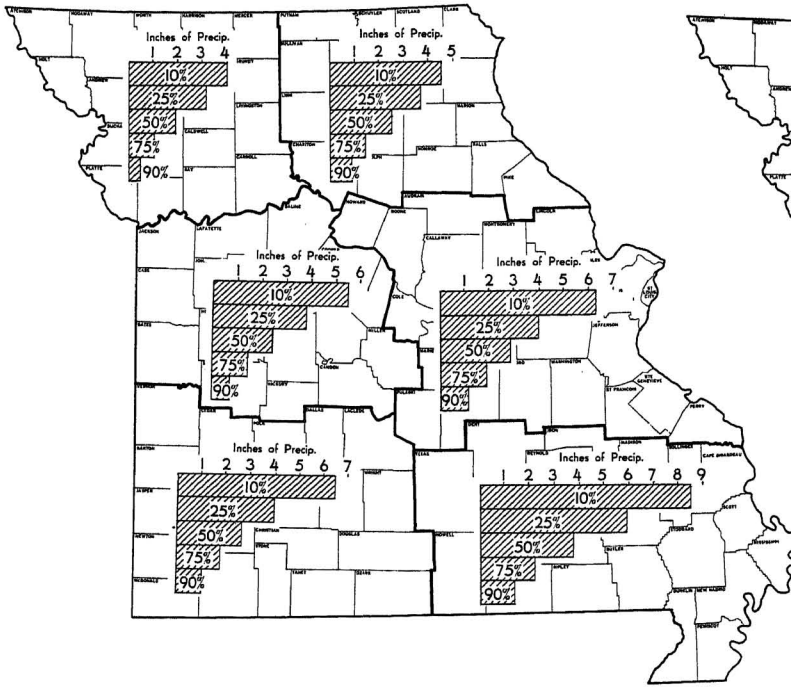


Fig. 29—The total March precipitation which has been exceeded 10, 25, 50, 75, and 90 percent of the time.

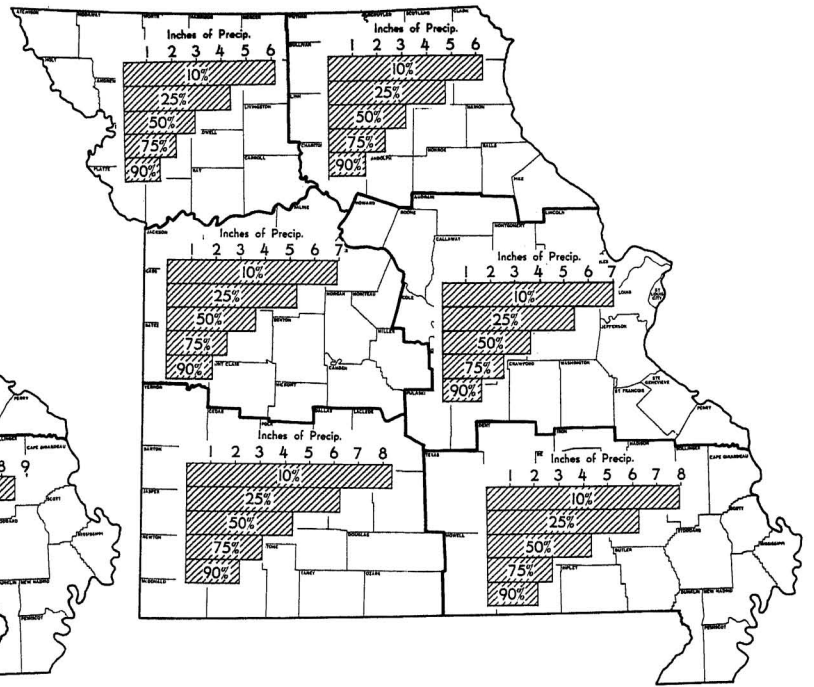


Fig. 30—The total April precipitation which has been exceeded 10, 25, 50, 75, and 90 percent of the time.

precipitation values for each of the twelve months will be obtained, and from this listing an approximation of the range of monthly precipitation amounts can be obtained.

The expected range of precipitation amounts for each district has been arbitrarily defined by rainfall indices. These indices are:

1. The monthly precipitation value which has been exceeded 10% of the time.
2. The monthly precipitation value which has been exceeded 25% of the time.
3. The monthly precipitation value which has been exceeded 50% of the time.

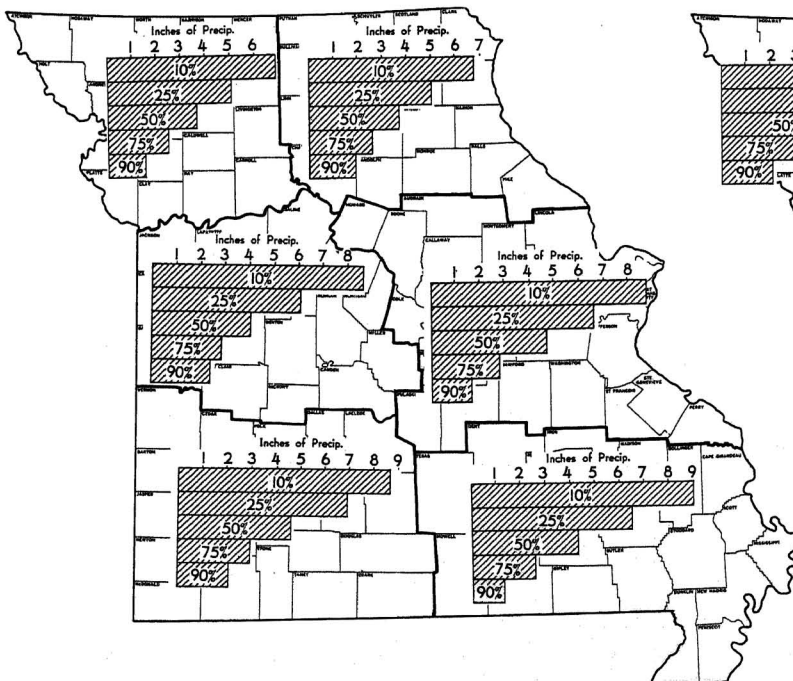


Fig. 31—The total May precipitation which has been exceeded 10, 25, 50, 75, and 90 percent of the time.

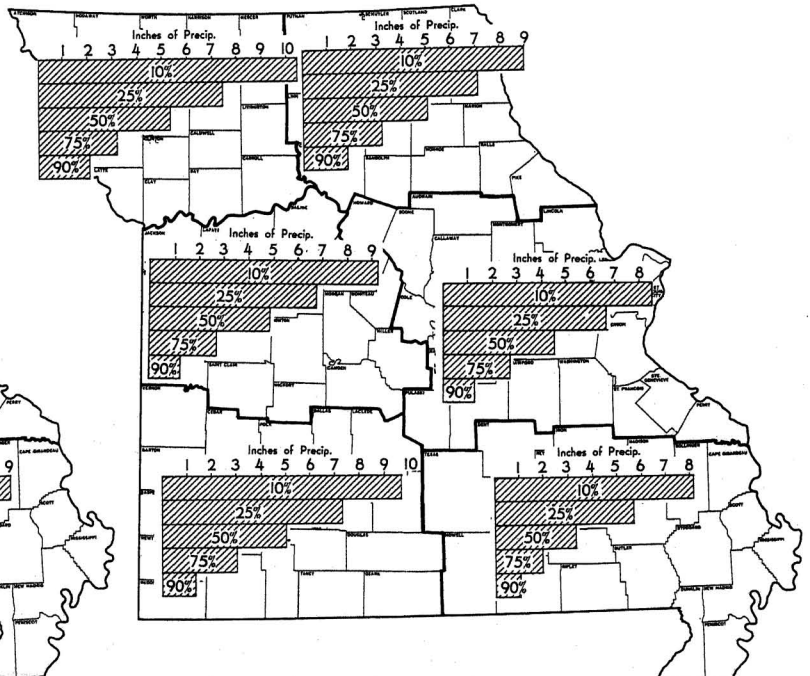


Fig. 32—The total June precipitation which has been exceeded 10, 25, 50, 75, and 90 percent of the time.

4. The monthly precipitation value which has been exceeded 75% of the time.
5. The monthly precipitation value which has been exceeded 90% of the time.

Monthly Chances for Moisture

The indices have been computed for each month for the six districts of Missouri. The indices are indicated by the bars on the maps shown in Figures 27 through 38. The significance of these indices can be demonstrated by looking at Figure 27. From this figure it can be seen that in January 2.5 inches or more of precipitation was received in the northwest district 10% of the time and more than 1.4 inches 25% of the time. This indicates that heavy monthly precipitation in January is not very probable in this district. It will also be noted that 50% of the time more precipitation than .7 inch was received, more than .4 inch occurred 75% of the time, while .2 inch or more was received 90% of the time. These figures indicate that monthly amounts of precipitation less than one quarter of an inch are relatively rare in this district during January.

Southeast Gets January Moisture

If one views these maps chronologically through the year several striking features can be noted. During the winter months quite heavy amounts of precipitation have been reported in the southeastern portion of the state. In January, 25% of the observed monthly precipitation amounts in this district have exceeded

4.7 inches, and smaller amounts than 1 inch occurred only rarely. During the early summer months of May and June heavy amounts of rainfall are extremely likely in all regions of the state. In the west and southern districts of Missouri amounts less than 2 inches of rainfall will occur less than 10% of the time, while amounts greater than 6 or 7 inches can be expected about 25% of the time. In the east central and southeast districts slightly less rainfall might be expected during this period.

July, August Critical

The late summer months of July and August are critical to agricultural production. It can be seen in Figure 33 and 34 that the chances for heavier precipitation amounts is markedly less than during the early summer months. In all regions of the state amounts less than 3 inches are received in July more than 50% of the time, and less than 2 inches occur 25% of the time. These smaller amounts occurring during the periods of the highest temperatures have a very important bearing on the final yields of agricultural crops. The distribution of this rainfall through the period becomes extremely important.

During the fall months of September and October heavy precipitation becomes more likely. This is particularly noticeable for the September rainfall where, in most of the state's districts, amounts greater than 8 inches have occurred more than 10% of the time. It

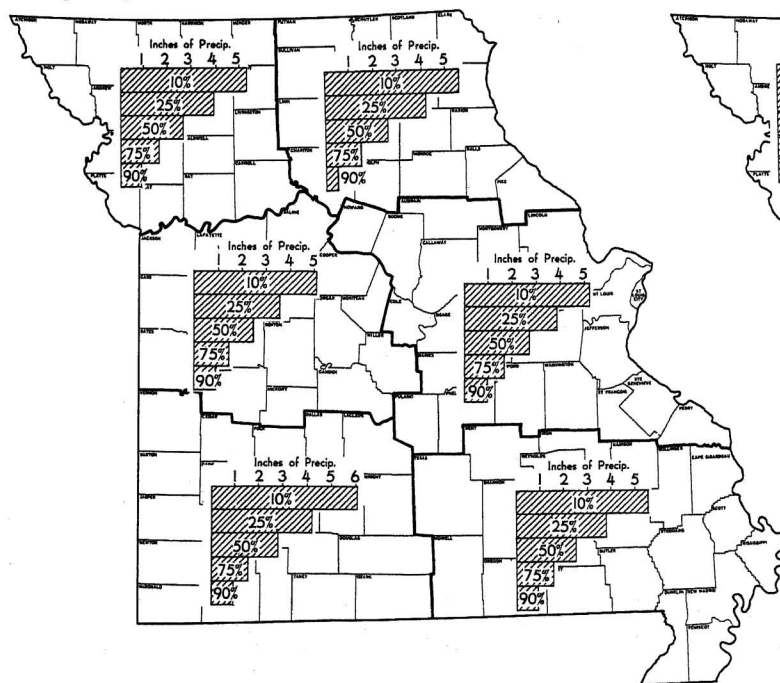


Fig. 33—The total July precipitation which has exceeded 10, 25, 50, 75, and 90 percent of the time.

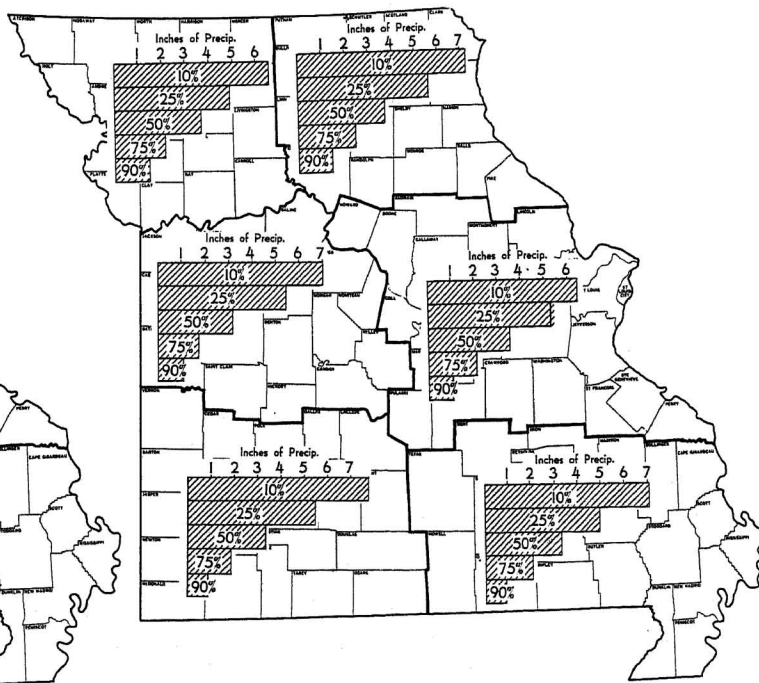


Fig. 34—The total August precipitation which has exceeded 10, 25, 50, 75, and 90 percent of the time.

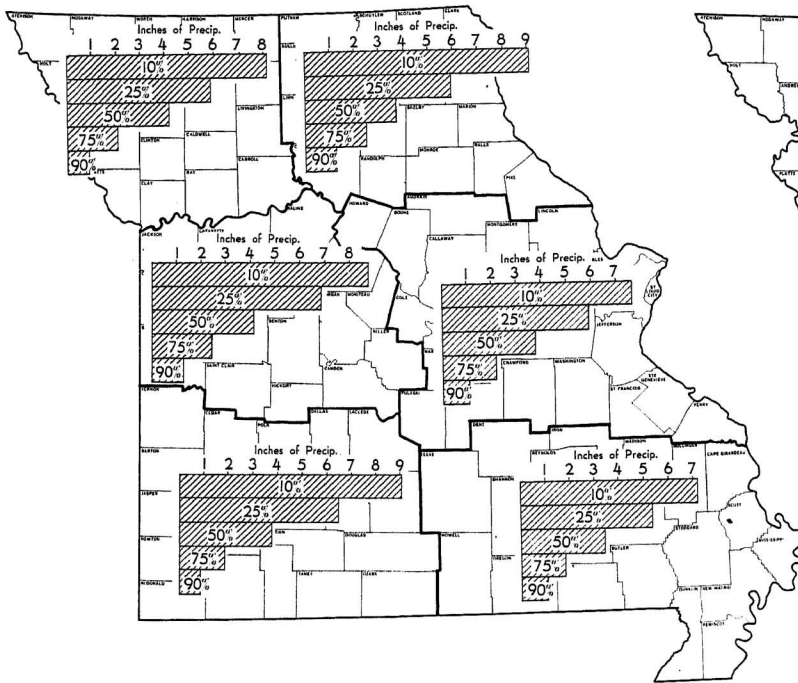


Fig. 35—The total September precipitation which has been exceeded 10, 25, 50, 75, and 90 percent of the time.

should be pointed out that small amounts of rainfall are equally likely during September. Figure 35 shows that less than 1 inch of rain will also occur about 10% of the time. The range of the September rainfall is greater than for any of the other months.

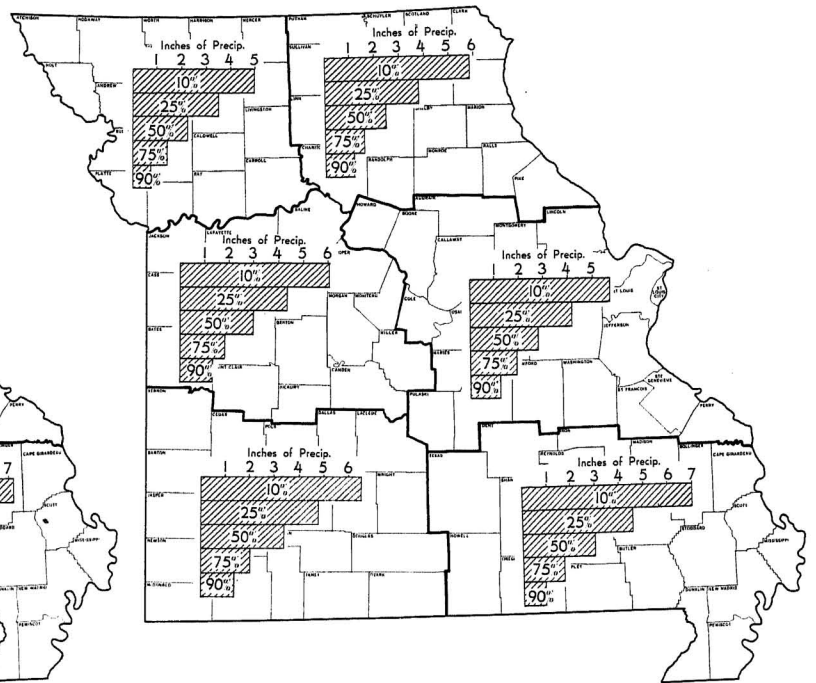


Fig. 36—The total October precipitation which has been exceeded 10, 25, 50, 75, and 90 percent of the time.

These indices of the range in monthly precipitation values are approximations. It is the intent to present them here only to provide estimates of an important climatic characteristic. New methods will be necessary before refined indices can be provided.

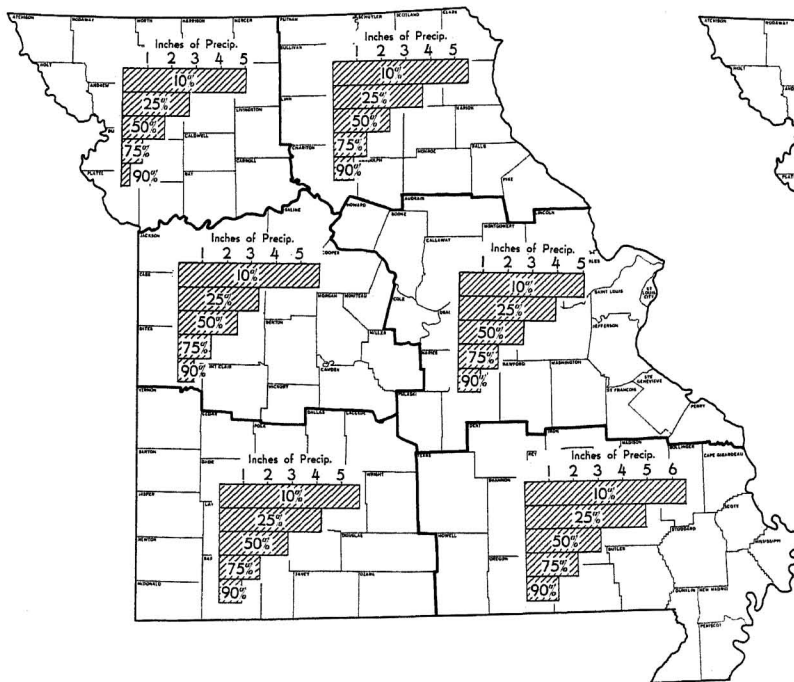


Fig. 37—The total November precipitation which has been exceeded 10, 25, 50, 75, and 90 percent of the time.

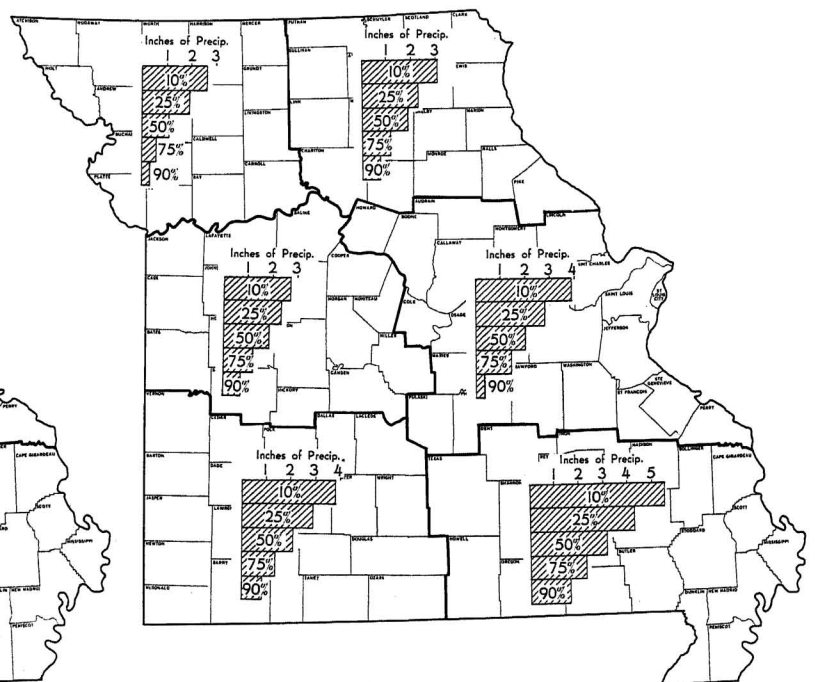


Fig. 38—The total December precipitation which has been exceeded 10, 25, 50, 75, and 90 percent of the time.

Appendix

PRECIPITATION NORTHWEST DISTRICT

Year	Jan.	Feb.	Mar.	April	May	June	July	Aug.	Sept.	Oct.	Nov.	Dec.
TARKIO												
1918	.42	.79	.04	1.64	6.27	2.68	4.87	3.70	3.00	6.44	2.40	1.87
1919	.60	2.53	3.53	5.21	1.84	5.50	1.66	1.21	4.94	1.21	2.97	.92
1920	.21	.91	1.35	5.78	3.96	3.39	2.69	3.23	1.65	1.13	2.29	.62
1921	.72	.02	1.19	3.60	5.20		3.43	2.92	5.78	4.32	T	.17
1922	.76	1.47	2.62	3.42	2.98	2.04	5.85	3.10	3.56	2.48	4.54	.30
1923	.15	.18	2.48	3.03	2.81	3.73	.24	5.20	3.70	1.64	.30	.57
1924	.24	1.26	3.34	1.29	1.55	10.02	5.34	3.36	1.79	.27	.57	2.16
1925	.44	.89	1.64	3.25	1.55	7.12	3.21	11.03	5.00	3.77	.42	.46
1926	.96	.85	1.23	.50	2.93	5.61	2.92	3.95	13.26	2.20	1.71	.90
1927	.24	1.30	2.35	5.47	1.81	4.80	2.76	3.75	3.91	3.74	.06	.52
1928	T	2.88	.58	3.23	2.80	7.14	5.00	4.86	6.04	2.09	4.55	.65
1929	1.81	1.28	1.56	5.82	4.82	5.87	10.78	1.71	3.91	6.72	1.70	.37
1930	.71	.60	1.10	2.26	4.63	5.72	.67	3.97	2.76	1.30	3.23	.20
1931	.17	.58	1.72	3.36	2.21	6.53	2.51	3.86	6.32	2.83	5.48	2.07
1932	1.30	1.11	.61	2.80	4.70	3.11	3.72	6.35	2.09	1.11	1.52	1.22
1933	.32	.30	3.12	1.00	3.63	3.87	2.42	6.06	4.55	2.64	.52	1.10
1934	.96	.80	.52	.65	2.94	3.01	1.95	1.41	6.79	4.26	4.77	.46
1935	1.18	.89	.35	1.65	8.85	8.94	1.13	2.24	4.42	3.96	3.09	.35
1936	2.39	.46	T	3.33	5.36	2.95	.40	2.72	7.53	1.31	.13	1.40
1937	2.64	.62	1.59	5.62	1.04	2.21	10.36	2.62	1.04	2.09	.62	.98
1938	.39	.89	1.96	2.76	8.09	3.51	5.34	6.63	2.37	.13	2.52	.54
1939	.92	1.13	3.28	3.54	2.63	6.81	1.57	3.39	.69	1.32	.85	.48
1940	.96	1.44	3.22	3.78	2.43	2.57	4.97	7.68	.69	1.89	2.44	1.11
1941	.143	1.66	1.00	2.69	6.18	7.36	2.03	1.79	9.84	12.10	1.41	2.64
1942	1.17	1.60	2.73	1.53	7.65	10.15	1.94	5.40	4.09	2.78	1.38	2.38
1943	.50	.85	.77	1.25	4.21	9.97	3.42	4.17	1.88			
1944						3.61	1.96	5.31	1.66	3.22	1.35	1.84
1945	.34	1.65	3.56	4.22	5.92	6.41	2.88	6.07	3.59	.18	.69	1.04
1946	.95	.11	7.31	.44	3.26	5.46	2.92	2.25	7.01	2.62	1.50	.02
1947	.29	.11	2.07	4.43	3.58	12.23	2.72	1.17	.69	1.73	1.35	1.83
1948	.27	1.47	3.84	2.80	1.90	3.53	2.73	2.03	2.60	2.92	2.55	1.16
1949	3.51	.65	1.86	2.43	3.14	11.82	3.42	3.54	3.91	2.65	1.01	.59
1950	.62	.99	.73	1.39	4.50	3.82	5.04	7.09	2.37	2.88	.78	.11
1951		2.45	3.47	4.83	5.82	8.18	4.82	7.53	3.13	1.40	1.56	.62
1952	.34	.56	3.05	4.94	4.51	9.57	4.33	8.84	1.56	0	5.73	1.17
1953	.25	1.06	2.67	2.15	3.73	2.75	2.53	3.68	1.85	.48	1.55	1.15
1954	.01	1.14	.86	3.81	5.51	5.17	.94	8.03	.77	3.47	.14	.39
Average	.80	1.04	2.04	3.05	4.02	5.60	3.39	4.38	3.80	2.64	1.88	.95
MARYVILLE												
1918	.82	1.92	.17	2.53	8.15	2.25	1.78	6.50	2.47	4.77	2.55	1.45
1919	.65	2.65	2.57	4.67	5.74	6.95	2.61	1.79	5.43	1.60	3.95	.71
1920	.35	.86	2.98	5.53	1.72	1.81	3.22	.96	3.82	.93	2.38	.85
1921	.83	.50	.91	3.03	5.56	3.03	1.64	3.77	5.79	1.80	.03	.17
1922	.66	2.26	3.28	2.40	4.43	2.06	15.21	2.30	4.86	2.46	4.91	.22
1923	.23	.22	2.40	3.10	2.34	4.11	2.81	5.11	5.35	2.00	.27	.36
1924	.23	1.78	2.63	2.11	1.61	13.53	5.15	1.66	1.55	.07	.78	2.72
1925	.70	1.50	1.30	3.01	.70	7.62	2.46	11.24	5.80	2.78	.70	.80
1926	1.09	.93	1.10	.88	2.90	4.99	4.99	3.25	18.04	5.74	.94	.78
1927	.22	1.01	3.69	7.81	1.88	1.99	2.71	4.36	3.34	4.31	.91	.88
1928	.05	2.22	.96	2.34	2.92	7.66	6.32	2.50	2.97	2.97	4.98	.23
1929	1.99	1.22	1.05	8.98	1.46	11.42	8.43	1.59	2.08	6.43	1.25	.28
1930	1.97	.83	1.31	1.24	4.17	2.52	.71	4.81	1.35	2.06	2.70	.38
1931	.25	.81	2.20	2.19	3.13	2.70	2.30	3.70	5.57	3.95	7.16	2.63
1932	1.09	1.03	1.93	4.36	4.53	6.29	3.37	5.81	1.74	1.41	2.12	1.67
1933	.66	.40	3.44	.95	2.95	2.42	2.33	8.34	5.21	1.11	.32	1.64
1934	.85	1.14	.30	.67	3.55	4.00	.76	1.42	5.00	3.05	6.74	.17
1935	.62	1.27	.40	2.12	8.85	7.91	1.49	2.17	5.89	3.33	2.31	.31
1936	2.76	.61	.15	2.67	5.07	1.32	.37	2.07	7.89	2.45	.18	1.82
1937	2.16	.91	1.52	3.37	2.26	2.00	7.78	1.61	.72	1.21	1.15	.64
1938	.73	1.49	1.97	3.88	7.33	2.03	1.85	7.44	1.63	.23	2.30	.27
1939	.71	1.03	2.34	3.28	3.38	7.74	.87	3.30	.92	.31	2.11	.48
1940	1.30	1.19	1.70	3.52	2.40	3.28	3.59	4.73	.57	.94	1.74	1.18
1941	1.98	.75	.78	2.95	6.36	5.43	1.69	1.32	7.82	8.65	1.22	1.88
1942	.87	1.90	2.03	1.34	4.59	10.03	2.56	8.58	3.82	2.33	1.30	2.74
1943	.79	.78	.91	1.51	6.61	13.46	3.95	3.35	4.15	.66	.53	1.39
1944	.52	.78	3.17	5.53	10.32	4.61	2.54	9.88	1.26	3.68	3.37	2.75
1945	.68	1.59	3.96	7.51	9.24	6.62	4.21	2.83	6.10	.79	.93	1.74
1946	2.41	.17	6.81	1.13	4.18	4.27	1.42	3.74	6.11	1.91	1.52	.31
1947	1.25	.17	3.87	6.16	4.56	15.35	3.17	2.06	1.58	3.46	2.01	2.08
1948	1.39	1.36	3.85	3.55	2.68	4.87	3.81	2.13	3.12	3.56	1.24	1.49
1949	4.26	1.29	2.00	1.91	4.08	13.74	4.15	3.93	2.86	2.87	1.06	.86
1950	1.07	1.58	1.17	1.63	5.88	5.04	7.20	8.22	3.26	1.39	.66	.28
1951	.86	2.92	4.60	5.63	5.85	8.58	5.71	7.99	3.12	2.83	2.40	1.02
1952	.61	2.92	4.21	5.69	8.13	3.19	3.19	7.66	1.38	0	3.84	.66
1953	.59	1.42	3.61	3.05	2.02	4.04	.81	1.21	1.43	.80	1.36	2.07
1954	.01	1.71	1.35	8.57	4.67	3.99	1.06	11.13	1.26	3.61	.14	.86
Average	1.03	1.22	2.19	3.50	4.42	5.88	3.46	4.44	3.95	2.50	2.00	1.10

MISSOURI AGRICULTURAL EXPERIMENT STATION

Year	Jan.	Feb.	Mar.	April	May	June	July	Aug.	Sept.	Oct.	Nov.	Dec.
ST. JOSEPH												
1918	.67	1.07	.34	2.57	6.71	1.30	1.61	3.28	4.53	3.10	2.82	1.97
1919	.03	2.26	6.00	3.55	4.89	4.97	2.68	2.68	4.40	2.46	2.44	.22
1920	.32	.31	5.05	5.80	1.61	6.51	3.34	1.95	5.04	2.22	2.75	.87
1921	.72	.39	1.27	3.21	4.71	4.37	2.68	4.84	7.31	2.89	.03	.38
1922	.55	1.58	4.08	2.54	6.56	1.75	4.16	1.53	3.09	2.72	4.99	.16
1923	.26	.20	2.63	2.21	2.80	3.98	2.24	4.34	5.02	2.89	.68	.35
1924	.86	1.70	2.42	.62	2.24	10.36	4.44	3.17	5.78	.71	1.04	2.73
1925	.27	.87	1.46	3.96	3.96	12.55	3.30	4.63	8.51	2.20	1.07	.92
1926	1.45	2.14	2.22	1.66	.99	5.44	3.78	4.30	8.87	4.82	1.08	.86
1927	.80	1.37	3.96	6.64	2.37	5.00	3.17	4.46	3.78	4.63	.58	.99
1928	.02	1.69	.77	2.06	2.03	10.77	3.19	4.83	8.78	3.51	6.98	.50
1929	2.98	1.57	1.98	6.93	3.72	6.71	3.61	2.09	1.94	6.05	1.62	.18
1930	1.30	.83	.83	2.92	4.45	5.32	1.46	3.29	2.75	3.99	3.87	.70
1931	.53	.81	2.44	3.56	4.13	2.42	4.05	5.27	7.88	1.92	8.35	.38
1932	1.30	.69	1.52	2.82	3.21	6.09	4.06	3.82	2.67	1.22	.89	.41
1933	.37	.31	2.81	3.42	3.49	6.05	2.59	5.09	3.44	.79	.52	1.41
1934	.40	.88	.43	3.36	2.34	3.96	1.05	5.84	7.05	1.66	5.22	.27
1935	.72	1.10	1.61	3.10	7.92	8.20	.11	1.57	4.23	3.09	2.71	.25
1936	2.62	.44	.14	2.91	4.14	3.68	.95	1.02	8.14	2.48	.04	1.81
1937	2.59	.89	1.23	2.01	3.93	1.64	7.89	3.24	.82	1.26	1.22	.75
1938	1.22	.46	1.69	3.18	4.70	2.10	2.85	6.85	1.24	.14	1.90	.66
1939	.93	1.26	4.69	2.71	1.38	7.52	.96	2.40	.42	.95	2.73	.72
1940	1.63	1.52	2.24	2.37	3.52	4.72	2.67	7.13	.78	1.06	2.53	1.55
1941	3.36	.20	.96	5.04	3.57	6.23	1.32	2.13	5.40	6.59	.96	2.04
1942	.28	2.87	1.79	1.60	7.00	5.61	2.21	4.76	6.50	1.74	1.60	2.50
1943	.21	.79	.62	1.41	6.32	15.71	2.39	1.52	2.78	1.54	.64	2.32
1944	.95	1.32	3.78	10.88	4.40	4.43	2.38	11.54	.85	1.58	2.26	4.57
1945	.59	1.47	3.84	6.36	5.25	10.10	2.60	1.21	5.35	.67	.42	1.40
1946	2.35	.28	4.80	1.79	5.23	4.22	1.28	1.44	4.70	2.06	.89	1.46
1947	.89	.31	4.41	5.60	3.45	11.43	1.77	.76	1.57	4.45	2.62	2.89
1948	.59	1.01	3.73	1.63	2.88	7.01	6.82	4.36	1.51	2.06	1.27	1.15
1949	4.55	1.58	2.82	2.09	4.07	8.20	4.52	1.58	5.00	4.29	.61	1.20
1950	1.02	1.01	.59	.76	8.03	2.16	7.33	5.73	1.19	.87	.51	.10
1951	.65	2.28	3.26	4.34	3.05	13.73	5.72	9.83	5.26	2.74	2.17	.96
1952	.32	1.09	3.10	2.78	2.88	1.16	2.35	7.04	2.48	T	2.51	1.30
1953	.24	1.67	3.76	2.86	2.71	2.61	2.28	.88	1.17	.55	1.10	1.98
1954	.07	1.72	1.45	3.94	5.04	4.15	1.79	10.35	2.27	6.04	.06	.38
Average	1.06	1.26	2.38	3.28	4.20	5.56	3.02	3.93	4.16	2.48	1.80	1.19
KIDDER												
1918	.69	1.05	.32	2.36	5.02	4.35	2.07	2.41	3.85	3.57	3.60	2.37
1919	.20	2.18	2.15	5.80	3.11	7.66	3.18	3.82	2.80	1.71	2.99	.12
1920	.31	.14	3.40	7.49	2.62	3.82	3.13	6.72	5.06	1.36	2.70	.88
1921	.51	.70	2.96	2.90	3.75	3.64	2.14	4.71	12.17	1.85	0	.41
1922	1.45	2.01	4.57	2.72	3.10	2.11	7.08	2.09	4.35	1.44	5.59	.30
1923	.80	.37	3.23	1.70	1.39	3.16	6.88	5.87	7.29	2.89	1.51	.57
1924	.74	1.78	3.10	.48	2.29	12.38	4.67	4.14	4.97	1.28	1.82	2.24
1925	.25	1.97	1.46	6.03	2.38	9.84	3.98	3.63	8.91	4.70	1.06	.63
1926	1.87	1.94	1.63	2.03	.40	8.42	3.36	2.06	13.89	4.82	1.31	.58
1927	.60	1.18	2.02	9.41	1.46	5.36	3.93	6.35	2.72	5.74	.70	1.39
1928	.05	2.29	.64	1.93	.79	8.52	3.64	2.91	6.19	3.61	7.78	.88
1929	2.06	1.50	1.41	7.29	4.34	10.26	3.97	1.04	1.83	7.72	1.16	.83
1930	1.10	.57	.67	2.27	4.74	3.82	.60	3.55	2.92	2.96	2.62	1.48
1931	.52	.90	1.66	4.98	3.81	1.41	3.20	3.81	9.82	2.15	9.72	2.45
1932	1.63	.96	1.09	1.81	4.44	3.40	4.22	6.71	2.14	2.84	.87	1.73
1933	.69	.58	1.99	1.48	5.57	2.42	3.21	4.77	2.81	1.13	.55	1.51
1934	.75	.76	.58	1.84	3.19	3.62	1.71	2.30	5.82	1.66	7.13	.57
1935	1.07	1.69	1.12	3.39	12.27	7.31	.22	1.89	7.36	1.32	3.47	.28
1936	1.92	.26	.21	2.92	4.89	1.64	.96	.29	8.66	3.12	.30	2.02
1937	3.07	.94	1.32	2.35	3.79	2.78	7.85	2.02	.39	1.24	1.23	1.26
1938	1.78	.65	3.04	3.48	3.61	4.38	2.03	4.25	.71	.21	2.55	.89
1939	.90	1.56	5.05	3.92	.78	8.53	2.13	4.04	.57	3.10	1.66	1.46
1940	1.30	.80	2.21	2.17	3.96	5.05	2.82	4.75	.09	1.72	4.41	1.59
1941	4.03	.43	.73	3.56	3.18	6.78	2.42	3.06	3.40	7.31	2.27	2.26
1942	.33	4.66	2.72	1.69	5.89	10.82	.87	5.16	4.30	2.58	4.09	3.50
1943	.09	.59	1.34	2.35	4.78	12.98	5.37	3.38	4.73	1.71	.44	1.98
1944	.63	.80	3.75	5.50	4.74	3.81	4.27	8.52	1.60	1.16	3.72	2.89
1945	.65	.73	4.36	5.85	5.98	6.57	3.35	1.13	6.98	1.66	.64	1.88
1946	4.03	.39	3.64	2.10	7.32	4.71	.68	.85	5.21	3.62	1.18	2.27
1947	.95	T	3.97	6.75	5.22	16.08	2.02	1.70	4.36	3.69	2.28	2.06
1948	1.30	1.54	3.15	.87	3.37	9.70	2.15	2.13	2.13	1.43	.97	1.02
1949	4.48	1.73	3.22	1.16	2.63	8.33	1.95	7.15	4.49	3.79	.57	1.94
1950	1.12	.83	.43	.66	6.22	2.89	5.13	9.49	1.02	.17	.66	.20
1951	1.05	1.57	3.56	3.18	3.58	9.67	7.11	6.03	5.16	3.90	1.09	.63
1952		.89	3.47	4.23	3.87	5.46	3.47	4.46	2.86	.10	2.46	1.36
1953		1.99	4.19									
1954												
Average	1.28	1.89	2.34	3.12	3.96	6.33	3.30	3.89	4.84	2.66	2.45	1.38

STATION BULLETIN 650

Year	Jan.	Feb.	Mar.	April	May	June	July	Aug.	Sept.	Oct.	Nov.	Dec.
BETHANY												
1918	1.20	.78	.32	2.84	6.16	3.79	2.17	2.87	2.78	3.51	2.51	1.94
1919	.10	2.29	5.45	5.15	8.15	6.56	4.98	3.07	5.55	2.98	4.30	.15
1920	.42	.25	4.72	5.85	1.99	5.10	4.02	3.81	5.41	1.65	2.49	.94
1921	1.25	.17	1.73	3.67	2.82	2.84	2.24	3.65	5.02	1.67	T	.95
1922	.44	1.79	3.10	1.72	4.32	3.25		3.29	3.15	2.32	5.65	.20
1923	.53	.30	3.26	2.98	1.84	5.45	1.90		3.68	2.27	.81	
1924	1.22	1.85	3.38	.97	1.89							.67
1925	.31	3.62	1.52		.87							
1926					2.87	4.89	1.62	2.18	14.13	3.92	.77	.71
1927	.36	.64	3.32	8.56	2.64	6.46	2.39	3.65	3.26	4.03	.65	1.15
1928	.05	1.61	1.15	1.66	1.52	7.86	2.87	6.50	6.82	5.85	6.75	.66
1929	2.95	1.83	1.81	6.47	2.64	9.48	6.95					
1930				2.40	3.42	5.88	.40	3.92	2.32	3.50	2.02	.49
1931	.17	.71	1.44	2.71	2.41	2.93	3.62	6.08	8.04	4.54	8.26	3.64
1932	1.37	.74	.96	2.93	2.91	5.45	4.37	5.64	2.07	2.37	2.05	1.95
1933	1.30	.25	2.05	1.28	5.44	1.66	2.53	8.80	5.32	1.80	.37	1.02
1934	.57	.50	.05	2.36	1.32	2.60	.43	4.55	7.86	2.57	7.31	.23
1935	1.16	1.06	1.15	3.10	9.73	7.65	.66	1.55	6.92	1.64	2.83	.55
1936	2.67	.45	.30	2.09	4.76	1.98	.29	1.88	7.31	2.89	.62	1.06
1937	3.85	.78	1.36	2.73	2.32	1.55	5.15	2.14	.51	1.39	.94	.86
1938	1.43	T	2.25	2.50	4.39	3.07	2.42	6.59	.92	.67	2.38	.87
1939	1.07	.98	2.32	3.39	1.01	9.44	2.95	4.71	.38	1.45	1.95	.77
1940	1.04	.86	2.05	2.63	2.52	6.11	2.99	3.74	2.29	1.54	2.46	1.46
1941	2.74	.81	1.06	2.42	5.31	6.64	3.37	1.29	5.00	8.37	1.30	2.73
1942	.20	3.96	1.65	1.87	3.88	7.16	1.48	4.00	4.16	2.79	2.40	2.08
1943	.12	1.09	.58	2.85	5.05	9.82	4.51	3.62	2.58	.75	.74	1.91
1944	.80	1.62	3.79	6.44	4.17	5.29	1.36	9.48	1.18	1.80	2.43	
1945			2.57	4.44			3.01	1.59	6.27	.65	.88	2.31
1946	2.91	.18	4.79	2.36	4.76	8.10	.82	3.98	4.85	2.39	1.16	1.28
1947	.44	.12	2.92	5.04	5.48	17.89	1.57	1.75	2.78	3.26	1.64	.48
1948	1.38	.36	1.96	3.01	3.75	5.89	1.58	2.73	2.23	2.74		1.16
1949	4.34	1.71	2.65	.98	2.25	7.19	3.21	2.21	2.20	1.93	.43	1.41
1950	1.59	1.91	.56	1.50	4.46	5.24	3.79	5.67	3.02	.39	.50	
1951		1.87	3.73	5.00	5.15	8.46	3.84	5.50	4.30	3.63	1.59	.42
1952	.38	.78	3.69	2.55	3.74	6.44	4.04	3.39	1.37	0	2.44	.92
1953	.22	2.15	3.60	3.87	2.52	5.32	1.59	1.15	.92	.15	1.16	1.44
1954	.03	1.52	1.85	5.60	4.21	4.12	1.13	9.52	.53	3.09	.07	.38
Average	1.17	1.16	2.26	3.30	3.88	5.92	2.62	4.08	3.92	2.49	2.18	1.14
CHILlicoTHE												
1918	1.21	1.50	.60	2.15	3.50	2.83	1.34	2.32	2.95	3.65	3.35	4.19
1919	0	.67	.81	2.15	3.43	3.35	2.95	6.45	2.85	1.15	2.70	
1920				5.74	2.93	3.43	4.26	4.52	3.46	1.66	2.58	1.11
1921	1.23	.36			3.19	3.09	2.77	6.03	8.54			
1922			4.51	3.44	3.46	1.69	6.79	3.32	4.34	1.49	3.68	.28
1923	.59	.18	3.28	2.03	1.88	3.90	5.78	5.97	4.62	2.34	1.74	.72
1924	.85	1.27	2.27	.50	2.25	12.16	5.02	2.84	5.34	1.49	1.02	1.03
1925	.03	2.37	.99	5.52	2.21	5.45	3.86	5.90	7.59	3.41	.91	1.30
1926		2.72	1.98	3.43	.50	7.80	1.39	4.24	11.59	4.04	1.86	.95
1927	.78	1.30	1.74	8.96	2.15	6.69	2.39	3.89	4.28	10.19	1.39	1.81
1928	.03	2.40	.96	2.56	1.72	9.71	2.98	4.87	5.73	3.18	8.43	.51
1929	4.15	1.63	1.79	6.85	4.67	6.92	3.93	2.26	1.97	7.78	1.03	.39
1930	2.38	.46	1.80	1.97	6.13	6.37	.25	2.20	3.21	2.12	2.53	1.76
1931	.28	1.03	2.53	4.67	3.59	4.86	2.06	3.38	10.08	3.99	9.10	3.17
1932	2.19	1.07	2.24	1.49	2.87	5.57	4.09	5.95	2.34	3.60	2.10	2.52
1933	1.93	1.51	2.79	2.48	8.12	3.11	1.43	9.55	2.07	1.47	.50	1.41
1934	.83	1.48	.49	2.08	2.87	2.51	.95	2.20	9.42	1.51	6.76	.42
1935	1.56	1.44	.64	4.46	23.30	5.40	2.66	2.78	5.82	1.37	4.66	.39
1936	1.96	1.11	.39	3.28	2.59	1.29	.76	.13	9.02	4.50	.35	2.07
1937	3.52	.87	1.32	2.78	3.94	4.17	6.48	4.65	.56	.86	1.61	.71
1938	1.73	1.49	3.66	2.47	3.67	4.26	1.37	3.63	1.44	1.85	3.65	1.05
1939	1.09	1.09	3.97	3.47	.96	11.36	2.98	5.63	.40	.49	1.75	1.32
1940	.85	1.35	2.65	2.69	2.47	3.77	1.97	2.25	.22	2.03	2.11	1.34
1941	3.59	.46	.83	2.84	3.07	4.34	2.18	1.99	5.64	8.62	2.26	1.86
1942	.34	4.46	1.72	3.33	5.35	10.41	2.77	3.75	2.40	2.05	3.73	3.20
1943	.23	.65	.66	2.81	4.71	9.06	2.52	4.22	2.75	1.82	.15	1.85
1944	.52	1.63	3.18	6.93	3.94	2.94	2.68	7.56	1.28	1.11	2.71	2.58
1945	.90	.42	3.27	5.05	4.45	6.55	1.29	.64	8.00	1.12	.71	2.41
1946	2.44	.76	3.74	2.10	3.95	6.05	3.20	1.63	4.04	3.04	.77	2.46
1947	.49	.11	4.19	5.05	7.80	15.46	1.62	1.21	5.77	2.78	2.59	2.64
1948	1.30	1.49	3.82	.78	2.86	6.11	2.59	2.42	2.56	.92	2.06	1.55
1949	4.58	1.51	2.70	1.37	3.55	9.09	6.43	4.00	4.22	2.67	.48	3.25
1950	1.76	1.13	.61	1.20	4.16	2.18	6.58	4.79	.14	.11	.55	.32
1951		1.86	4.15	2.96	4.21	7.60	8.22	4.53	5.55	3.24	1.27	.55
1952	.23	.57	3.23	3.55	4.50	6.97	5.07	4.62	3.22	.20	2.44	.85
1953	.23	1.56	3.96	2.75	2.92	2.15	1.12	1.26	1.31	1.21	1.09	2.07
1954	.77	1.60	3.35	4.39	5.03	3.03	1.58	6.40	2.77	6.06	.10	1.37
Average	1.35	1.30	2.30	3.34	4.12	5.72	3.14	3.89	4.28	2.75	2.35	1.58

NORTHEAST DISTRICT

Year	Jan.	Feb.	Mar.	April	May	June	July	Aug.	Sept.	Oct.	Nov.	Dec.
UNIONVILLE												
1918	1.36	1.58	.59	3.88	9.35	3.15	1.89	2.97	3.95	3.45	2.83	2.25
1919	.04	2.52	3.10	5.04	8.56	5.20	3.80	3.04	3.89	2.47	4.13	1.30
1920	.50	.44	4.51	4.80	3.40	5.40	7.22	1.76	4.91	2.23	2.39	2.19
1921	1.11	.57	3.06	5.35	2.80	6.51	2.48	7.15	6.76	2.35	T	2.00
1922	.72	1.47	2.93	5.05	4.71	2.85	10.80	5.10	2.75	2.86	4.60	.50
1923	1.30	.45	4.22	1.25	1.90	4.30	1.90	8.16	4.31	2.75	2.15	1.80
1924	1.10	1.70	2.27	1.05	2.60	10.64	4.25	4.45	2.10	1.40	1.39	2.90
1925	.19	1.52	1.85	5.21	1.75	8.25	1.30	3.65	9.05	3.85	.95	1.83
1926	1.34	1.41	2.20	1.50	2.85	3.80	2.00	4.21	13.91	4.25	1.35	1.20
1927	.68	2.15	2.85	6.65	3.05	5.55	3.25	2.88	3.20	6.55	1.15	1.55
1928	.08	3.26	2.50	3.60	1.92	9.50	5.05	7.65	8.60	5.00	6.48	.85
1929	4.35	1.30	1.40	6.60	2.61	4.93	7.96	3.04	5.10	7.15	1.05	.78
1930	2.68	.74	3.00	1.35	4.90	6.28	.15	1.97	2.60	2.71	5.15	1.50
1931	.60	.70	2.95	4.52	4.73	4.24	5.71	2.58	9.09	4.64	8.18	3.65
1932	2.10	1.25	1.45	2.90	2.59	4.22	4.63	10.60	1.12	2.90	1.40	2.70
1933	1.75	.70	2.80	.80	5.20	3.10	1.45	4.95	7.37	1.65	.40	1.52
1934	.80	.90	.95	1.87	2.87	3.33	1.08	2.63	6.91	2.16	5.99	.05
1935	1.34	1.25	1.44	2.98	7.73	9.38	5.75	2.71	4.66	1.14	4.16	.56
1936	2.26	.77	.40	2.09	2.70	1.68	.44	.99	10.26	1.69	T	1.69
1937	2.81	1.35	.90	3.07	4.85	1.95	2.54	.95	.36	1.70	1.44	.86
1938	1.55	.61	2.63	3.49	2.78	3.26	4.52	8.24	.78	1.94	4.53	.94
1939	1.23	1.62	4.27	4.44	1.94	8.03	1.34	5.20	.30	2.22	1.36	1.10
1940	2.03	1.42	1.59	4.01	2.40	3.15	2.47	5.16	.23	1.65	2.56	1.36
1941	3.45	.44	.94	1.32	3.99	6.08	3.26	.82	5.84	7.75	2.58	2.66
1942	.30	2.76	1.13	1.81	2.75	4.24	3.55	2.97	3.87	1.80	3.72	3.73
1943	.50	1.05	2.19	2.64	5.44	6.69	4.69	3.86	2.77	1.30	.60	1.18
1944	.91	1.02	3.78	5.95	3.26	5.26	1.49	5.88	4.16	1.62	3.26	2.55
1945	1.06	.69	3.69	4.24	5.14	10.11	1.51	1.57	6.46	.68	.81	2.31
1946	2.66	.34	4.99	1.86	4.23	5.07	2.03	6.47	2.35	2.39	1.61	1.33
1947	1.04	.05	1.66	5.96	4.32	12.24	3.64	1.74	4.26	3.69	2.09	2.14
1948	1.97	1.39	3.89	2.71	2.59	5.10	1.89	2.80	4.17	1.24	1.89	1.66
1948	4.52	1.80	3.85	1.72	4.09	8.39	4.69	2.90	4.87	3.73	.75	2.64
1950	3.03	1.83	.91	2.54	4.84	6.86	4.59	4.26	1.42	.28	.92	.50
1951	1.10	2.57	4.05	3.40	3.46	6.72	7.07	5.00	1.75	4.53	1.10	.68
1952	.46	.90	3.39	3.67	3.40	4.56	2.54	4.92	1.15	T	1.93	1.38
1953	2.39	2.39	4.25	3.05	2.97	3.04	1.48	.83	1.00	1.51	.59	1.81
1954	.13	1.33	3.04	6.78	3.98	3.17	1.12	7.65	1.47	4.67	.16	.40
Average	1.47	1.30	2.58	3.49	3.86	5.57	3.39	4.10	4.26	2.81	2.31	1.62
KIRKSVILLE												
1918	.89	1.68	.51	3.53	4.10	2.54	2.95	2.52	2.04	2.50	2.69	3.46
1919	T	1.19	1.05	3.36	8.13	2.76	1.32	5.53	3.30	2.10	3.10	.18
1920	.15	.51	6.77	7.09	4.01	3.20	2.63	2.08	3.24	1.15	1.33	1.26
1921	1.43	.70	4.75	5.63	2.97	6.19	1.46	5.25	6.24	2.48	.64	1.21
1922	1.18	.99	3.08	2.69	5.32	.96	11.95	5.42	3.25	1.92	3.26	.85
1923	1.20	.18	4.58	1.32	3.85	5.09	1.26	7.36	4.42	2.25	2.38	1.98
1924	.96	1.70	3.11	.56	2.53	7.59	2.14	5.84	1.85	1.05	.60	2.64
1925	.19	1.97	1.53	2.39	1.96	11.41	.57	2.88	8.94	4.05	1.36	2.17
1926	.84	1.90	2.34	3.23	1.97	6.69	2.64	5.84	9.72	3.33	3.41	.86
1927	.62	.87	2.09	7.74	2.57	7.19	2.10	3.44	3.34	10.59	1.52	2.22
1928	T	1.96	.97	2.77	1.05	6.79	3.09	4.70	4.76	3.85	8.22	2.42
1929	3.63	1.50	4.01	6.19	2.96	5.34	5.08	2.40	6.21	6.14	1.45	.43
1930	2.04	.43	1.03	2.52	3.01	5.66	.22	3.04	2.51	2.33	2.43	1.04
1931	.53	.85	2.92	5.11	4.87	5.48	6.37	1.81	9.43	5.22	6.19	2.31
1932	1.71	.64	2.05	2.94	2.69	4.33	4.62	13.96	1.91	5.22	1.95	2.92
1933	2.47	.62	3.16	1.76	6.44	8.83	2.60	4.59	1.31	1.37	.28	1.50
1934	.39	1.07	.72	3.03	3.09	1.77	.62	4.76	8.98	3.20	6.63	.21
1935	1.62	1.66	2.39	3.55	9.60	9.42	4.23	1.66	5.39	2.16	4.23	.98
1936	1.50	1.41	.71	1.58	2.60	.94	.32	.74	13.91	1.41	.93	2.17
1937	2.73	2.62	.74	3.00	5.11	2.07	3.82	5.04	1.97	1.45	1.20	.76
1938	2.50	.92	3.32	3.36	3.72	5.20	3.26	5.85	3.18	1.75	3.84	1.42
1939	.80	1.81	4.24	3.17	1.07	7.53	4.79	6.21	.23	1.84	2.16	1.12
1940	1.68	1.13	3.26	4.99	1.71	2.38	.95	3.69	1.07	3.67	3.44	1.67
1941	3.55	.66	1.09	2.38	2.96	4.72	2.95	1.04	5.07	11.11	1.94	2.64
1942	.33	3.21	2.14	3.16	4.64	6.67	3.80	2.78	3.65	1.25	4.37	3.57
1943	.93	1.30	1.43	3.89	6.62	7.27	6.23	1.68	3.24	1.46	.50	1.84
1944	.40	1.67	4.31	7.19	5.64	1.43	1.50	5.13	2.57	1.16	4.62	2.12
1945	1.38	.79	4.01	3.99	4.47	10.89	.39	1.02	9.17	.76	1.45	3.32
1946	2.78	.12	4.52	2.72	4.61	2.85	5.05	7.15	2.73	3.03	1.40	3.06
1947	1.09	.16	2.34	5.02	5.86	19.39	2.72	1.42	5.87	4.61	2.09	2.10
1948	1.13	1.92	4.28	2.43	2.48	5.06	5.74	.88	2.20	1.26	3.07	1.37
1949	4.16	1.63	2.48	1.46	2.78	7.07	6.23	3.58	4.54	1.95	.67	2.65
1950	2.27	.93	1.00	2.68	3.02	5.36	3.25	5.38	.96	.13	.37	.40
1951	.91	3.30	3.55	2.61	3.27	5.77	9.15	3.81	2.05	3.48	1.52	.70
1952	.68	1.17	2.57	3.06				3.19	1.68		2.02	2.08
1953	.92	2.73	5.61	2.82	2.01	2.77		1.79	1.51	1.18	.42	1.92
1954	.87	2.24	4.07	5.00	5.57	1.78	1.78	8.28	1.89	4.46	.23	.64
Average	1.36	1.36	2.78	3.51	3.86	5.56	3.36	4.10	4.17	3.00	2.38	1.73

Year	Jan.	Feb.	Mar.	April	May	June	July	Aug.	Sept.	Oct.	Nov.	Dec.
MACON												
1918		1.00	.02	2.87	3.72	2.97	4.05	3.57	3.35	3.01	2.64	1.83
1919	.33	2.13	2.06	2.36	5.52	4.47	3.36	7.40	2.93	2.38	2.95	.21
1920	.50	.18	4.69	5.50	3.91	2.92	2.96	6.21	6.55	2.31	2.01	1.24
1921	1.50	.68	3.69	5.38	2.22	3.64	1.98	6.00	8.40	5.28	1.00	2.12
1922	.85	2.07	5.66	4.43	3.15	1.59	6.10	3.84	4.56	.75	2.55	.21
1923	.97	.17	3.74	2.10	3.10	4.94	1.87	7.09	3.94	1.57	1.91	2.08
1924	1.19	1.66	2.82	1.11	3.26	7.03	3.18	4.62	3.36	2.85	2.20	3.07
1925	.38	2.03	1.84	3.05	3.60	8.05	2.50	6.52	4.73	3.26	2.18	2.68
1926	1.46	2.54	3.26	3.92	1.96	6.71	2.75	4.64	13.12	7.08	2.40	1.80
1927	1.14	.96	3.35	7.67	7.85	7.30	2.05	4.08	2.52	4.44	1.00	2.59
1928	.25	2.24	.69	2.64	2.33	7.53	1.72	4.34	3.94	4.58	8.15	2.18
1929	2.40	.53	2.59	9.96	5.72	4.95	1.45	2.12	2.39	7.94	1.78	1.06
1930	2.27	.72	1.31	1.57	2.11	7.19	.09	2.39	3.14	.48	3.39	.90
1931	.52	1.31	2.86	3.13	5.01	3.21	1.94	3.54	6.05	4.07	4.89	2.34
1932	1.64	.77	1.12	2.15	2.02	6.58	4.32	5.44	1.18	3.77	2.34	3.80
1933	1.64	.85	3.23	1.59	6.39	4.22	2.14	2.53	1.68	1.47	.35	1.33
1934	.78	.72	1.84	2.54	1.84	1.34	.26	3.40	9.14	1.63	5.94	.68
1935	1.62	2.10	2.18	3.10	9.73	3.87	2.87	.22	3.42	1.19	4.74	.86
1936	1.30	2.07	.73	1.69	3.33	1.57	2.61	.50	7.88	1.83	.92	2.13
1937	4.04	.99	.88	1.22	3.42	2.34	5.01	4.95	1.35	1.49	2.28	1.46
1938	2.91	1.52	3.74	3.95	4.58	5.47	3.23	3.89	1.42	1.05	5.24	1.46
1939	1.30	1.21	4.55	3.13	2.56	8.60	5.97	9.34	.27	.96	3.06	1.26
1940	1.25	.61	2.13	2.16	1.54	5.26	.47	5.29	.30	3.83	3.24	1.65
1941	3.54	.53	.74	2.06	1.44	4.80	1.98	2.84	5.77	9.98	2.16	2.30
1942	.56	4.26	2.43	3.76	4.82	8.25	5.51	3.43	2.66	1.26	4.17	2.76
1943	.73	1.11	1.47	2.41	6.66	7.27	2.44	2.15	3.12	2.74	.75	2.20
1944	.11	1.50	5.37	7.44	5.32	1.42	1.48	6.66	4.46	2.02	4.21	1.57
1945	.85	1.01	3.95	5.70	4.03	8.13	1.95	1.91	9.15	.90	1.44	2.20
1946	3.25	.77	3.50	2.32	4.27	3.39	1.60	3.71	3.34	6.40	1.83	2.07
1947	1.37	.05	5.72	6.34	4.31	11.76	3.89	4.19	5.95	3.34	1.88	2.26
1948	1.60	1.29	2.99	1.96	2.51	3.80	4.79	3.10	2.13	2.14	3.93	1.95
1949	4.80	1.81	2.39	1.59	3.46	7.93	10.68	1.02	5.52	3.50	.44	3.04
1950	2.11	1.37	1.20	3.17	3.59	4.67	4.04	4.79	.56	.47	.43	.28
1951	1.00	3.83	4.13	2.58	3.89	11.15	1.94	4.97	4.87	2.94	2.44	.99
1952	.53	1.08	3.84	3.74	4.45	4.45	2.03	6.22	3.13	.52	1.86	1.85
1953	.77	2.80	4.36	2.74	2.89	3.11	.94	2.45	1.40	.83	.70	1.38
1954	.94	2.28	3.14	4.19	3.54	4.37	1.57	9.32	1.64	7.07	.29	2.07
Average	1.46	1.42	2.82	3.44	3.88	5.30	2.91	4.28	4.04	3.00	2.53	1.78
STEFFENVILLE												
1918	1.02	1.68	T	3.31	7.10	2.75	1.73	3.50	3.37	3.65	2.15	3.27
1919	.50	2.03	1.57	2.53	6.32	4.45	1.84	6.14	2.65	3.16	4.04	.39
1920	.72	.10	4.36	4.75	4.69	3.18	3.28	2.05	4.94	1.98	1.57	.71
1921	2.49	.70	5.04	6.00	3.40	4.82	2.65	3.74	5.80	3.17	1.32	1.02
1922	1.02	1.37	4.37	3.19	2.52	1.74	5.55	1.75	3.68	1.70	2.43	.50
1923	1.94	.12	4.65	1.32	3.94	4.59	1.37	7.26	6.20	1.23	1.46	1.67
1924	1.69	1.50	4.35	1.90	2.84	6.96	3.38	3.85	2.92	1.48	.77	3.64
1925	.32	2.40	1.49	3.08	3.00	6.33	4.40	7.82	4.99	3.47	2.45	2.21
1926	1.85	2.02	2.53	3.19	2.24	7.68	5.40	5.87	10.27	3.03	3.69	.58
1927	1.09	1.95	3.81	7.61	4.69	4.66	2.41	2.95	3.60	4.65	1.77	2.77
1928	.30	2.24	1.25	3.98	3.15	6.56	3.25	3.75	3.40	5.22	7.20	2.18
1929	2.86	1.35	5.90	7.20	5.00	5.13	9.07	2.80	4.55	7.15	1.35	.86
1930	2.22	.77	1.20	3.62	2.11	5.60	.13	2.43	4.20	2.95	3.55	1.02
1931	.92	1.50	3.20	3.35	6.25	7.38	1.81	1.45	4.54	5.61	3.73	3.32
1932	2.75	1.17	2.03	1.89	3.52	6.66	4.34	12.13	2.43	3.19	2.82	4.45
1933	2.17	.67	3.23	2.30	6.77	5.05	2.35	3.42	2.24	1.30	.42	1.84
1934	.73	1.15	3.05	2.80	1.58	1.73	.48	3.23	10.30	2.35	8.70	1.01
1935	1.55	2.06	3.48	4.69	12.13	7.53	4.64	2.75	4.16	1.60	5.28	1.38
1936	2.07	2.80	1.07	1.96	2.16	1.31	.02	1.30	12.12	2.93	1.07	2.10
1937	3.93	1.34	1.32	2.66	4.64	3.40	6.40	5.43	1.27	1.96	2.05	1.32
1938	4.11	1.49	4.22	3.86	4.78	4.67	2.81	7.89	1.51	1.32	8.83	1.46
1939	1.43	1.42	4.49	4.23	3.84	6.66	3.14	9.30	.12	2.02	2.33	1.16
1940	.90	1.06	2.09	3.94	1.60	3.31	.52	5.63	.05	2.75	3.30	1.86
1941	3.93	.74	.87	2.58	1.60	4.12	1.07	1.87	2.25	10.97	2.56	2.16
1942	.68	3.65	2.28	3.70	5.67	4.16	5.52	2.56	2.37	1.01	5.84	3.00
1943	.79	.79	1.48	2.30	8.51	5.98	5.16	1.08	2.37	2.90	1.22	1.84
1944	.31	2.26	5.31	8.18	3.11	.69	1.42	5.57	2.56	3.06	3.41	1.31
1945	1.10	1.00	4.27	5.69	3.87	9.24	.59	2.11	9.52	1.19	1.10	2.12
1946	3.15	.49	4.00	3.07	5.54	3.03	1.04	6.40	2.61	4.40	2.65	2.12
1947	1.25	.13	2.31	5.97	6.97	10.80	.87	.58	5.59	4.28	2.39	2.76
1948	1.74	1.80	5.06	2.46	2.06	3.04	8.29	2.54	2.07	1.93	1.95	1.83
1949	4.39	1.47	2.46	1.46	2.91	6.86	7.33	1.31	5.54	3.08	.50	2.18
1950	2.63	1.40	1.09	3.27	1.73	3.88	3.24	4.07	.61	.37	1.00	.17
1951	1.09	3.49	5.20	1.58	2.74	5.19	3.99	2.40	2.79	3.01	2.09	.96
1952	.51	1.03	4.95	3.37	4.34	5.16	2.55	3.91	3.53	.73	1.84	2.24
1953	1.03		2.73	3.32	2.56	5.80	3.51	.94	1.45	.79	.19	.94
1954	.69	1.86	2.69	4.99	3.22	5.01	1.56	10.57	1.78	4.56	.51	1.27
Average	1.67	1.47	3.06	3.66	4.14	5.00	3.16	4.10	3.90	2.95	2.69	1.77

MISSOURI AGRICULTURAL EXPERIMENT STATION

Year	Jan.	Feb.	Mar.	April	May	June	July	Aug.	Sept.	Oct.	Nov.	Dec.
HANNIBAL												
1918	.98	.88	1.10	4.40	6.21	2.03	1.19	5.40	5.89	2.25	2.11	1.79
1919	.02	2.22	2.58	2.44	6.36	3.41	3.73	3.83	3.28	4.87	2.63	.36
1920	.96	.68	4.47	4.36	3.80	2.21	2.74	3.05	4.92	1.48	.95	.96
1921	1.48	.40	3.35	4.58	1.41	3.52	1.78	5.78	8.05	2.16	1.50	1.50
1922	1.56	1.18	6.25	5.45	2.44	.96	2.26	2.12	3.54	1.83	3.36	.38
1923	.75	.53	4.24	2.38	2.05	5.25	.87	7.29	3.69	2.41	1.91	2.31
1924	1.10	1.35	2.57	1.96	3.80	6.38	2.23	2.54	2.02	2.80	1.14	3.36
1925	.39	2.40	2.09	1.90	2.84	3.27	3.96	4.67	6.18	3.73	2.57	1.54
1926	1.44	2.34	3.14	3.93	2.44	4.93	1.90	6.31	13.17	2.95	3.49	1.07
1928	1.56	1.43	6.87	3.95	6.25	4.88	2.51	2.92	2.82	4.82	3.15	2.05
1928	.41	2.02	.93	2.61	3.28	5.08	2.76	.96	4.42	3.97	3.82	1.92
1929	3.33	.84	5.11	3.85	4.92	4.80	6.15	1.34	3.18	4.67	1.43	.66
1930	3.45	1.73	.94	1.63	2.08	10.35	.76	1.45	3.12	2.22	3.36	.46
1931	.24	2.17	2.36	2.18	5.26	5.72	2.63	2.71	3.72	3.16	4.29	2.49
1932	1.53	1.19	1.68	2.20	1.68	6.71	3.48	10.15	2.21	1.90	1.08	4.70
1933	1.96	.44	4.05	2.13	7.08	1.56	1.30	2.24	2.38	1.23	.15	1.65
1934	.89	.90	2.05	1.70	1.95	4.15	.09	2.89	6.28	2.05	5.65	1.19
1935	1.73	2.00	3.20	2.97	10.79	6.30	5.95	1.98	2.80	2.33	4.40	.91
1936	1.18	1.95	.83	1.17	1.86	.84	1.05	.58	7.38	2.00	2.08	2.19
1937	4.30	.59	.83	3.81	3.28	1.84	8.92	1.45	1.05	1.11	1.50	2.00
1938	4.09	1.95	2.97	4.00	5.85	3.82	3.23	4.95	1.09	.83	4.69	2.50
1939	1.95	1.96	3.66	4.48	3.56	7.39	2.46	9.17	.23	1.68	1.83	1.46
1940	1.70	.68	2.18	3.37	1.33	3.34	.05	4.97	.21	3.21	2.51	1.91
1941	4.15	.56	.96	3.90	1.52	2.72	4.15	4.74	10.36	9.57	2.19	1.63
1942	.26	4.28	2.14	4.15	6.38	6.76	5.02	2.40	3.57	1.16	4.99	4.74
1943	.67	.83	1.39	2.02	9.12	2.66	3.29	3.83	2.94	4.00	1.48	1.65
1944	.62	1.97	4.74	8.00	3.78	1.28	.90	4.60	4.79	1.97	4.33	1.52
1945	1.43	1.23	6.19	5.47	3.21	10.80	.42	1.50	10.99	1.44	1.45	1.67
1946	2.48	.81	3.48	2.76	5.18	3.34	2.11	7.30	1.61	6.34	4.54	1.44
1947	1.26	.14	2.69	5.39	4.32	13.28	.52	.24	2.11	3.78	1.88	2.49
1948	1.38	2.12	4.32	2.28	3.91	5.01	5.94	3.98	1.69	2.56	2.20	1.34
1949	5.37	1.60	2.61	1.32	3.94	8.44	11.41	1.38	4.69	5.43	.45	5.45
1950	2.74	1.84	1.54	3.94	2.13	2.22	4.63	2.60	1.22	.25	1.44	.30
1951	1.53	3.91	5.28	2.07	3.23	5.05	2.41	3.05	3.69	2.36	2.25	1.37
1952	.73	1.98	3.51	3.17	4.70	3.05	2.72	3.11	2.15	.96	2.99	1.72
1953	1.03	1.13	4.38	1.98	2.42	1.72	1.52	.95	2.21	2.14	.66	1.08
1954	1.02	1.24	1.75	6.55	2.76	1.93	1.70	5.37	1.20	4.36	1.31	1.58
Average	1.72	1.63	2.83	3.44	4.02	4.42	2.89	3.56	4.07	2.70	2.34	1.74

WEST CENTRAL DISTRICT

Year	Jan.	Feb.	Mar.	April	May	Oct.	Nov.	Dec.
KANSAS CITY								
1918	10.3	.1	T	2.0	0	0	3.4	16.4
1919	1.0	13.1	T	T	0	0	2.6	.5
1920	.4	.6	2.0	7.0	0	0	T	.7
1921	4.8	.4	.8	.6	0	0	.5	4.8
1922	1.4	4.8	1.1	0	0	0	0	.6
1923	T	1.2	2.7	T	0	T	9.1	.6
1924	6.4	10.6	10.4	0	0	0	.2	7.1
1925	2.4	1.2	2.2	0	0	.5	3.0	5.0
1926	4.2	10.8	12.4	6.5	0	0	1.1	T
1927	8.3	.4	3.1	0	0	0	1.0	8.5
1928	1.0	2.0	1.5	T	0	0	.6	6.1
1929	10.2	10.2	T	0	0	0	.1	2.7
1930	22.2	1.2	T	0	0	T	T	.3
1931	.2	T	14.1	T	0	T	2.0	2.4
1932	2.4	2.6	4.7	0	0	T	6.4	6.4
1933	2.5	6.6	2.6	2.0	0	0	T	T
1934	.6	5.6	1.0	0	0	0	5.0	4.4
1935	.1	.2	T	1.0	0	0	1.1	1.0
1936	5.9	5.7	T	1.1	0	0	T	4.2
1937	3.6	3.9	4.2	T	0	T	3.4	.5
1938	.2	4.9	.1	7.0	0	0	2.0	T
1939	6.1	5.8	.3	.1	0	0	0	4.1
1940	12.8	4.0	.6	.8	0	0	2.6	1.2
1941	11.8	.5	5.6	0	0	T	2.0	3.9
1942	.6	5.1	T	0	0	0	.1	10.0
1943	3.4	T	6.0	T	0	0	1.4	9.7
1944	.8	8.0	1.5	T	T	0	T	7.5
1945	1.0	3.6	3.2	T	0	0	.5	14.8
1946	.8	2.7	T	0	0	0	0	.3
1947	6.6	5.4	8.6	T	0	0	T	.2
1948	6.2	4.4	7.4	0	0	0	T	6.9
1949	13.7	2.2	4.0	T	0	0	0	3.4
1950	1.4	.5	.2	T	0	0	.2	1.0
1951	3.5	3.1	.2	T	0	.1	.3	3.5
1952	4.4	1.8	11.1	T	T	T	4.8	4.2
1953	2.7	T	10.8	T	0	0	1.8	8.8
1954	1.1	.2	T	T	0	T	T	T
Average	4.4	4.4	4.0	.7	T	.2	1.2	4.0
HARRISONVILLE								
1918	9.7	0	0	3.5	0	0	1.0	8.0
1919				0	0	0	.5	.2
1920	5.0	.2	1.0	7.0	0	0	.1	.4
1921	6.2	.5	0	0	0	0	1.0	5.0
1922	2.5	3.5	3.5	0	0	0	0	0
1923	0	2.2	2.4	0	0	0	7.0	0
1924	6.0	9.5	8.0	0	0	0	0	5.0
1925	3.5	.5	2.0	0	0	2.0	0	6.0
1926	.5	2.0	12.0	0	0	0	0	0
1927	6.0	.5	6.5	0	0	0	0	8.3
1928	.5	4.0	.8	0	0	0	.5	1.5
1929	10.0	4.0	0	0	0	0	0	3.5
1930	13.0	0	0	0	0	.5	0	0
1931	2.2	0	11.0	0	0	0	2.0	0
1932	1.0	.7	3.0	0	0	0	9.0	6.5
1933	1.0	5.0	0	0	0	0	0	0
1934	2.5	5.0	4.0	0	0	0	9.5	8.5
1935	0	0	0	0	0	0	0	0
1936	4.5	1.5	0	0	0	0	0	1.0
1937	1.0	8.0	12.0	0	0	0	8.0	.5
1938	0	18.8	0	9.0	0	0	2.5	0
1939	7.0	13.5	0	0	0	0	0	4.0
1940	9.5	7.0	4.0	0	0	0	2.0	1.5
1941	7.0	1.5	4.0	0	0	0	2.0	1.0
1942	1.5	3.4	0	0	0	0	1.0	9.5
1943	9.5	0	5.0	0	0	0	1.0	4.6
1944	1.5	4.0	5.0	0	0	0	0	7.5
1945	1.5	7.5	3.0	0	0	0	0	9.3
1946	0	5.7	0	0	0	0	0	1.4
1947	5.1	1.2	7.5	0	0	0	0	0
1948	6.5	3.0	8.5	0	0	0	T	3.7
1949			3.5	0	0	0	0	4.5
1950	.1	T	T	1.0	0	0	T	1.5
1951	T	6.5	.5		0	0		1.5
1952				0	0	0	2.0	
1953	4.5	0		0	0	0	1.0	5.0
1954	T	0	0	0	0	T	T	T
Average	3.8	3.5	3.2	.6	0	T	1.4	3.1

MISSOURI AGRICULTURAL EXPERIMENT STATION

Year	Jan.	Feb.	Mar.	April	May	June	July	Aug.	Sept.	Oct.	Nov.	Dec.
MARSHALL												
1918	1.73	1.68	1.21	3.91	3.85	3.28	1.27	2.22	7.59	1.95	2.63	2.20
1919	.20	2.52	1.65	1.99	5.43	5.11	2.82	4.87	2.81	4.27	2.88	1.57
1920	.63	.13	5.16	5.37	1.79	1.57	2.21	5.03	3.83	2.65	.68	.65
1921	1.86	.42	1.71	4.21	4.35	6.27	3.46	5.17	11.58	2.08	1.30	1.95
1922	1.78	1.47	5.75	6.95	6.48	2.05	5.20	2.44	6.94	1.87	4.66	.80
1923	.42	.66	3.72	4.30	2.52	9.03	6.01	1.73	5.61	2.21	2.49	1.67
1924	2.54	1.98	1.88	1.16	5.50	8.16	4.78	3.85	4.24	1.80	1.36	2.06
1925	.35	1.48	2.14	4.97	2.21	8.09	2.55	6.53	3.17	5.49	2.02	2.41
1926	1.86	2.59	2.88	3.60	2.60	3.29	5.13	5.59	9.44	3.28	3.37	1.83
1927	1.30	1.02	6.39	7.83	8.69	4.94	1.45		4.56	6.31	1.11	3.05
1928	.20	2.03	.42	2.40							8.78	1.92
1929	1.35	1.78	4.64	6.02	7.85			2.53	5.05	8.58	.83	1.14
1930	2.00	.58	1.03	1.52	3.24	3.63	.29	1.50	3.86	2.91	2.66	.66
1931	.54	3.00	2.74	2.15	4.23	.92	2.37	6.19	1.63	1.66	5.24	2.03
1932	1.33	.84	1.57	2.29	2.53	3.82	4.96	4.62	3.02	1.18	2.18	4.88
1933	.94	1.73	3.36	1.82	7.39	1.06	.64	2.04	1.34	1.70	.35	1.94
1934	1.23	.91	1.88	3.05	3.11	1.99	1.19	4.17	11.33	1.18	6.26	2.00
1935	2.77	1.83	1.91	3.38	11.92	5.25	4.48	4.65	3.44	2.73	4.29	.28
1936	1.39	3.19	1.21	1.94	2.18	.15	1.00	.81	6.79	2.28	1.25	2.58
1937	4.33	1.59	1.56	3.17	4.10	4.86	2.66	3.78	1.55	1.53	2.08	1.25
1938	2.20	2.42	4.34	4.42	8.53	4.70	3.33	3.30	1.32	.36	4.35	.94
1939	1.89	1.07	3.11	3.07	3.17	4.42	2.32	7.93	.35	1.06	2.70	.90
1940	2.00	1.26	1.90	3.72	2.72	4.05	1.33	8.58	.34	2.32	2.91	2.31
1941	3.77	.15	.60	3.23	2.54	3.58	3.87	2.58	4.18	10.96	1.27	1.96
1942	.05	3.53	2.28	5.99	9.84	11.04	3.46	3.29	5.24	1.64	4.11	2.34
1943	.60	1.12	1.37	1.83	9.49	8.36	4.27	1.41	4.58	4.62	.61	1.62
1944	.30	2.46	5.60	8.62	5.20	2.60	2.09	9.29	2.00	1.41	3.29	2.08
1945	1.51	1.80	6.66	5.66	5.54	8.01	1.69	1.52	11.38	1.48	.85	1.49
1946	3.40	.97	2.12	2.76	4.02	2.00	4.70	5.77	1.70	5.17	2.77	1.19
1947	1.00	.12	2.73	6.36	5.20	12.70	1.84	1.78	3.00	3.42	1.96	2.78
1948	1.18	1.09	5.51	.39	5.70	5.14	2.66	2.67	1.83	3.41	3.41	1.10
1949	4.41	1.70	2.32	1.98	4.31	5.43	3.17	4.82	4.66	4.96	.57	4.07
1950	2.32	.85	.63	3.02		3.38	4.24	7.95	.63	.34	.38	.11
1951	1.07	3.62	4.97	3.07	2.29	12.06	6.86	8.03	5.68	2.42	1.92	.94
1952	.70	.92	3.10	3.40	2.72	3.46	2.02	7.61	2.33	.32	2.05	
1953					2.79	2.05	1.85	1.85	2.43	2.35		
1954			2.91	4.93	5.07	3.28	.30					
Average	1.58	1.56	2.86	3.74	4.80	4.86	3.00	4.30	4.29	2.86	2.56	1.78
WARRENSBURG												
1918	.66	1.16	1.15	3.84	4.52	2.71	1.87	2.09	8.41	2.71	2.90	2.95
1919	.42	3.69	.76	2.24					1.79	2.14		
1920							5.31	6.59				
1921	2.52	.44	3.10	4.61	3.33							
1922			2.53	4.63	3.01	8.02	2.73	2.10	7.88	3.82	1.91	2.35
1924	1.56	1.59	1.76	1.62	3.08	11.23	7.95	.99	3.44	1.13	1.73	1.84
1925	.74	1.52	2.57	4.81	3.53	5.26	1.41	1.34	4.02	3.64	2.45	2.10
1926	1.65	2.31	2.57	3.57	3.49	3.20	3.29	5.86	7.97	4.55		
1927	1.52	.93	10.69	6.23	3.17	5.27	3.49	2.90	7.81	3.84	2.77	2.32
1928	.33	4.10	.57	1.82	2.92	5.73	2.99	7.26	1.91	2.47	10.88	1.95
1929	4.49	2.11	5.15	6.95	10.53	8.09	3.72	1.91	2.64	6.42	.94	1.45
1930	1.84	.15	.77	3.18	2.84	4.12	1.12		3.02	3.36	1.85	.18
1931	.44	1.38	2.60	2.58	4.90	2.84	2.39	2.71	6.00	3.82	8.16	.80
1932	.78	.63	.30	2.25	3.73	6.23	5.17	8.50	1.44	2.57	1.66	3.28
1933	1.46	1.03	2.73	2.87	5.91	1.16	1.46	2.09	6.21	3.24	.29	1.34
1934	1.40	.61	.82	2.15	4.11	2.21	.89	1.05	8.64	3.77	5.76	2.48
1935	2.52	1.37	2.25	3.06	7.42	5.98	.44	1.08	4.25	3.16	5.87	.50
1936	.77	1.42	.17	.89	2.98	.37	1.25	.77	8.94	4.21	.70	2.08
1937	4.76	1.98	1.47	2.67	3.62	3.47	2.24	1.76	1.32	2.23	2.05	1.37
1938	2.83	2.95	3.96	4.50	8.61	4.90	2.17	3.12	2.50	1.61	3.77	.79
1939	1.56	1.43	1.97	4.79	2.66	5.24	.87	5.05	.86	.84	2.86	1.41
1940	1.79	1.02	3.01	5.23	2.76	4.69	.14	6.54	.44	1.24	3.26	2.39
1941	4.46	.19	.53	3.63	2.60	5.10	2.55	4.51	5.88	7.79	1.19	1.72
1942	.60	2.01	1.46	4.39	3.69	11.49	2.09	1.40	10.64	3.94	2.56	2.08
1943	.81	.71	1.53	2.74	10.37	5.04	3.16	.91	4.01	4.49	.24	2.02
1944	.25	2.99	5.86	9.85	3.27	4.77	6.12	8.37	2.25	1.59	2.32	2.17
1945	.27	1.91	5.75	5.25	4.92	8.70	1.52	1.51	9.24	1.52	.46	1.14
1946	3.53	1.24	2.07	4.26	3.66	1.78	3.09	7.05	2.25	5.08	2.93	1.42
1947	.92	.23	4.60	7.14	5.18	10.10	.79	1.71	4.56	5.14	2.15	1.99
1948	.99	1.16	4.63	.44	4.36	9.90	7.82	.79	2.25	1.82	2.83	1.09
1949	5.20	2.06	1.88	1.95	3.84	8.39	4.69	4.56	5.33	4.85	.36	3.66
1950	1.84	.96	1.20	2.80	3.96	5.58	5.08	9.22	.33	.07	.31	.21
1951	1.28	3.10	4.63	2.58	3.14	12.29	7.35	5.58	4.90	3.18	2.21	.99
1952	.74	1.64	3.33	3.72	3.67	1.30	3.90	8.78	.65	.06	2.25	1.05
1953	.79	1.78	4.82	4.99	2.93	2.36	1.55	1.12	2.01	2.16	.97	1.25
1954	.18	1.53	1.12	2.92	5.17	3.50		6.89	1.46	6.28	T	1.50
Average	1.64	1.56	2.69	3.74	4.34	5.48	3.04	3.82	4.27	3.20	2.51	1.68

Year	Jan.	Feb.	Mar.	April	May	June	July	Aug.	Sept.	Oct.	Nov.	Dec.
CLINTON												
1918	1.91	.77	1.31	3.59	4.99	2.80	3.31	.68	5.90	4.03	3.27	2.25
1919	.70	2.44	1.12	3.72	6.46	8.04	1.15	5.35	2.55	7.93	1.40	.43
1920	1.05	.39	6.35	4.39	4.30	1.57	2.60	6.04	9.06	2.84	.85	1.21
1921	2.20	.25	6.20	5.73	4.09	6.60	1.65	6.52	6.76	1.95	1.00	2.88
1922	2.19	1.94	5.68	10.81	3.16	.45	4.07	1.18	5.60	1.40	3.85	1.90
1923	1.89	.95	5.89	3.53	4.84	5.50	2.21	2.05	4.00	3.74	2.51	2.65
1924	1.66	2.41	2.39	2.47	6.06	9.76	7.74	3.59	3.81	2.84	1.90	3.33
1925	.84	1.58	3.01	6.02	2.54	9.35	2.23	1.38	8.53	3.93	2.70	1.95
1926	1.23	2.16	3.10	2.15	3.65	2.42	4.23	6.98	7.14	6.16	3.18	2.31
1927	2.47	.79	8.39	6.82	7.44	6.84	5.03	4.02	2.97	5.79	2.69	3.26
1928	1.04	3.12	.79	5.86	3.04	7.06	3.11	5.54	2.50	3.16	4.78	2.88
1929	2.11	1.04	2.97	6.07	12.32	7.48	2.15	1.19	2.68	5.92	1.58	1.75
1930	4.47	1.15	.93	2.34	2.25	4.60	2.05	1.74	4.30	3.80	3.31	.79
1931	.75	3.79	2.81	2.48	4.44	1.76	1.19	5.40	4.97	4.13	6.03	1.62
1932	1.63	1.34	.96	3.32	3.33	4.14	3.47	4.54	.65	3.87	1.90	5.15
1933	3.12	1.59	3.08	2.68	6.08	1.16	1.96	1.56	6.39	3.31	1.11	1.71
1934	1.30	1.62	2.02	1.49	2.96	3.20	5.22	.83	5.89	2.90	7.70	1.96
1935	2.71	1.67	2.70	4.55	9.54	18.63	.50	1.54	3.82	5.06	8.06	.60
1936	.74	2.08	1.29	2.02	2.10	.95	.39	.74	10.47	3.29	.80	2.16
1937	3.56	2.32	2.41	2.75	4.73	4.11	3.19	1.99	1.47	1.27	2.87	1.11
1938	2.84	3.14	4.07	7.82	8.79	4.49	2.98	1.08	3.41	1.40	3.87	2.43
1939	1.99	1.67	2.33	4.53	2.57	5.64	.82	3.51	.17	1.83	3.03	.88
1940	1.54	2.18	3.08	4.67	2.59	6.32	.93	6.11	.76	1.26	3.32	2.35
1941	4.43	.26	.54	4.52	2.50	4.23	1.00	4.85	7.48	9.23	2.00	1.64
1942	.94	2.47	1.73	3.45	5.17	7.58	2.86	3.03	7.01	2.63	3.05	3.77
1943	.32	.89	2.33	3.62	16.12	12.71	3.99	.75	4.86	5.02	.58	2.55
1944	.56	3.95	4.89	8.72	2.69	2.49	2.65	8.00	2.78	1.93	1.99	1.54
1954	.73	1.75	5.23	6.52	7.96	6.60	1.84	2.93	7.66	2.06	.48	1.02
1946	3.45	1.71	1.59	4.72	4.80	5.17	3.27	8.43	3.75	3.33	3.66	1.44
1947	1.01	.24	4.00	7.82	6.97	9.41	.61	2.26	5.17	4.56	1.75	2.39
1948	.35	1.28	3.53	.95	4.19	11.88	8.72	1.87	1.66	2.29	3.15	.87
1949	4.96	2.05	2.03	2.28	5.14	6.25	4.86	6.88	6.03	5.01	.62	4.08
1950	1.21	1.60	2.75	4.84	5.10	7.46	6.63				.37	.12
1951	1.31	3.92	3.29	2.66	5.54	15.62	7.75		9.31	2.54		.82
1952	.97	2.48	2.56	3.19	5.53	1.64	4.00	7.78	.77	.06	2.37	1.43
1953	.99	1.00	3.47	3.18	1.93	1.05	1.36	.63	4.00	3.83	1.20	1.21
1954	.92	1.20	1.19	3.03		1.08	3.03	3.78	2.12	8.92	.05	
Average	1.78	1.76	3.02	4.30	5.02	5.84	3.09	3.37	4.62	3.70	2.58	1.96
ELDON												
1918		.45	.38	5.74	4.08	2.59	1.15	2.95	5.55	2.74	2.76	2.47
1919	.10	1.12	1.37	4.33	5.81	3.81	2.69	4.11	3.48	12.23	3.01	.35
1920	1.09	.89	2.83	3.10	4.41	1.71	2.30	4.38	4.26	4.42	.54	.71
1921	1.53	1.06	4.38	6.04	4.08	6.47	1.45	7.16	7.86	3.07	1.83	1.42
1922	.93	.86	7.52	12.59	2.58	1.28	4.09	2.12	2.11	1.85	2.65	1.16
1923	2.50	.65	2.43	4.17	3.72	3.86	3.05	3.16	4.12	3.44	2.04	2.21
1924	1.17	1.86	2.42	2.30	3.35	10.24	5.93	2.13	1.65	1.34	3.14	2.51
1925	.83		1.44	3.11	2.89	4.17	2.18	2.00	7.04	3.32	4.29	.89
1926	1.30	2.13	3.21	1.58	3.09	4.12	2.10	5.50	9.58	8.66	2.48	2.52
1927	1.94	.91	9.34	5.95	8.35	4.63	4.71	3.19	3.19	4.91	6.49	2.44
1928	.77	1.38	.64	5.07	2.32	8.74	4.08	5.16	1.28	1.39	4.16	2.04
1929	2.30	.80	3.58	4.99	9.70	5.58	2.57	1.94	4.12	6.49	1.09	2.18
1930	4.71	1.19	1.25	2.06	2.16	3.49	2.65	2.21	6.24	3.04	2.61	1.75
1931	.50	3.94	3.87	1.64	6.79	1.35	3.16	2.61	7.25	4.13	3.87	1.48
1932	2.51	.23	.73	1.76	1.75	2.84	3.71	5.49	2.38	2.43	2.00	4.35
1933	3.86	1.04	2.56	2.45	6.89	.35	1.98	3.88	9.42	4.50	1.13	1.86
1934	1.09	1.77	2.45	1.35	.83	3.35	1.46	3.72	5.86	4.20	4.91	1.36
1935	1.54	1.20	2.20	2.67	8.63	16.33	7.41	3.99	3.16	2.44	6.02	1.22
1936	.24	.78	.50	1.82	1.98	.50	.53		14.02	2.35	4.14	2.59
1937	4.96	.73	1.87	3.52	3.32	6.80	1.73	4.58	2.17	2.42	2.09	.84
1938	2.96	2.96	5.57	5.08	7.28	3.65	3.97	1.30	2.78	2.54	5.76	2.22
1939	2.33	3.13	2.85	5.25	4.50	6.20	1.43	2.67	1.18	3.55	3.41	1.92
1940	1.18	1.80	2.50	2.60	2.88	4.40	.26	6.14	.42	1.18	2.63	2.45
1941	3.52	.28	.68	6.78	1.22	6.26	5.07	3.43	7.81	12.88	1.91	1.67
1942	1.53	2.17	1.03	2.93	7.61	7.73	3.39	7.15	4.24	2.08	3.06	5.01
1943	.35	1.30	2.25	2.79	11.46	6.18	3.28	1.08	3.88	5.02	1.72	2.69
1944	.44	2.78	3.56	5.51	5.13	5.79	5.79	8.29	3.44	1.65	1.42	1.58
1945	.65	2.45	5.30	5.74	7.15	5.45	.83	3.15			.94	1.05
1946	1.84	2.24	1.69	4.44	6.53	2.55	5.72	9.01	1.94	4.34	8.67	1.95
1947	.77	.21	4.18	7.00	3.18	6.96	2.49	1.67	3.98	3.98	1.44	1.80
1948	1.09	1.54	4.39	1.05	3.50	12.70	5.62	.91	1.26	2.41	5.68	1.57
1949	7.21	3.23	2.48	1.81	4.80	11.04	3.49	3.40	4.54	7.10	.37	3.31
1950	4.03	2.05	2.18	6.70	5.86	9.26	4.19	7.40	.43	1.31	.92	.29
1951	1.62	5.37	3.79	3.18	4.95	9.34	6.30	6.24	6.79	4.12	2.93	1.11
1952	1.03	2.16	2.47	3.31	1.94	.89	3.89	7.85	.57	.19	4.19	1.89
1953	1.75	1.55	4.19	3.36	2.96	1.80	.78	.58	3.47	2.10	.68	1.07
1954	.79	.91	1.34	4.68	4.59	1.17	3.14	5.86	2.07	6.52	1.06	3.31
Average	1.86	1.82	2.84	4.01	4.66	5.22	3.20	3.96	4.26	3.90	3.00	1.98

EAST CENTRAL DISTRICT

Year	Jan.	Feb.	Mar.	April	May	June	July	Aug.	Sept.	Oct.	Nov.	Dec.
COLUMBIA												
1918	1.00	1.30	.64	5.07	3.95	2.68	.73	7.83	9.69	1.99	2.47	2.30
1919	.07	1.73	1.30	2.84	6.21	3.96	2.52	5.37	3.31	7.68	2.84	.55
1920	.71	.41	5.03	3.98	4.48	1.49	2.61	3.50	4.47	2.67	.63	1.33
1921	1.54	.45	3.37	5.51	4.01	3.18	2.69	5.83	10.04	2.33	1.34	1.41
1922	1.53	1.23	8.46	9.93	4.34	2.01	3.49	3.30	3.79	1.50	2.37	1.38
1923	1.40	1.00	3.61	4.21	1.97	6.31	3.71	3.92	3.03	2.67	1.35	2.53
1924	1.22	1.95	1.81	1.46	5.11	7.72	5.70	3.09	4.99	2.17	1.50	4.76
1925	.82	1.41	2.63	4.38	3.56	7.07	2.01	5.11	4.88	4.63	3.16	1.88
1926	1.43	2.04	2.43	4.96	2.87	2.91	4.15	5.07	10.00	3.72	2.38	1.60
1927	1.75	.57	7.65	5.17	6.68	6.11	3.07	5.01	2.38	5.08	4.29	1.94
1928	.94	2.10	.69	2.89	1.74	14.86	3.72	3.22	3.33	2.86	4.68	2.04
1929	2.09	1.03	4.05	5.74	11.98	7.49	1.49	.40	3.07	6.96	1.23	.88
1930	4.41	1.82	1.03	1.55	2.88	3.10	.50	2.18	3.39	2.57	2.25	.48
1931	.28	3.19	2.97	1.42	6.45	1.30	2.53	8.86	6.69	3.15	3.94	2.52
1932	1.79	1.01	1.16	2.04	1.67	6.28	3.39	6.44	2.15	2.36	1.27	4.81
1933	1.87	.97	3.27	1.72	7.30	2.18	1.02	2.86	3.92	2.97	.80	1.94
1934	.93	1.06	2.91	1.28	1.35	3.56	.67	4.94	8.31	2.57	4.40	1.19
1935	1.74	.85	2.88	2.66	8.19	5.72	3.89	.27	2.77	3.81	6.71	.97
1936	.93	1.40	2.20	.63	2.88	.27	.97	1.34	10.21	2.09	1.48	2.44
1937	4.03	.86	2.07	3.75	4.67	4.01	2.92	1.98	1.92	1.64	2.27	1.78
1938	3.34	2.50	5.59	4.74	7.14	8.46	2.60	1.77	1.49	.59	4.57	3.22
1939	1.66	2.45	2.66	4.52	5.00	3.12	2.33	8.71	.58	1.33	4.00	1.16
1940	1.62	1.08	1.87	3.11	3.32	5.91	2.06	6.64	.32	2.60	2.49	2.91
1941	2.85	.31	.61	3.94	5.35	4.36	4.83	3.30	6.35	13.44	2.44	1.81
1942	.38	3.65	2.56	2.67	4.84	7.18	4.63	3.73	4.57	1.43	3.41	4.51
1943	.88	.79	1.76	2.16	13.34	8.02	6.42	1.36	4.84	3.85	1.52	2.17
1944	.47	2.78	3.81	9.53	4.02	.83	2.38	8.39	5.67	1.14	1.83	1.58
1945	.94	2.50	6.04	6.36	5.80	9.50	.70	2.66	13.34	1.60	.30	1.44
1946	2.43	2.14	2.41	3.00	6.34	2.23	4.79	5.72	1.57	5.85	5.09	1.42
1947	.96	.23	3.93	6.45	3.24	7.02	2.03	1.20	3.34	3.07	1.65	1.99
1948	1.15	2.04	3.72	.82	3.71	6.71	6.85	4.60	2.52	3.23	4.21	1.46
1949	6.29	1.95	2.03	2.70	6.23	5.93	6.90	2.39	6.37	5.31	.50	3.55
1950	2.05	1.45	1.74	3.53	5.35	4.87	3.04	5.76	1.53	1.64	1.16	.20
1951	2.30	4.15	4.02	2.32	3.02	7.38	5.19	6.05	4.95	3.36	1.94	1.49
1952	.83	2.05	3.39	2.77	3.31	4.48	1.39	7.04	2.02	.16	4.20	1.62
1953	1.36	1.51	3.66	2.86	2.66	1.06	2.68	2.82	2.72	2.31	.42	1.06
1954	1.01	1.29	1.20	4.82	5.22	2.42	.33	6.55	2.03	4.85	.58	1.59
Average	1.92	1.80	2.94	3.75	4.75	4.83	3.28	3.97	4.40	2.86	2.28	1.84
MEXICO												
1918	1.25	.52	.56	6.33	4.78	6.00	1.23	1.15	5.00	2.15	2.70	1.78
1919	.38	1.02	1.15	1.55	7.85	6.94	3.51	6.74	8.66	6.92	2.74	.83
1920	.95	.25	4.11	3.57	6.93	1.53	1.03	2.27	7.63	2.27	.79	1.00
1921	2.09	.50	3.27	5.86	3.51	4.82	1.58	5.77	10.66	2.48	1.28	1.61
1922	1.61	1.03	8.58	7.11	1.67	.47	3.78	3.56	4.10	1.99	3.24	2.10
1923	.72	1.28	3.96	2.27	1.48	6.59	2.39	4.25	1.88	3.70	1.74	2.55
1924	1.43	1.83	2.36	2.51	5.28	6.58	3.29	2.22	4.05	2.66	1.19	5.10
1925	.88	1.62	2.23	2.89	3.71	6.56	2.19	3.54	2.82	6.86	3.50	1.42
1926	1.11	2.42	2.77	4.59	3.22	2.96	6.36	5.48	11.89	4.34	2.15	1.17
1927	1.60	.68	6.48	7.80	8.07	5.45	3.84	3.45	1.86	5.48	4.30	2.25
1928	1.09	2.22	1.56	2.74	2.05	13.17	1.61	3.90	5.62	3.07	3.80	2.05
1929	3.12	.83	3.41	5.37	8.91	8.60	2.21	1.58	2.64	5.19	2.14	1.14
1930	4.08	.97	1.16	1.02	1.48	4.21	.07	.84	1.61	2.89	3.00	.48
1931	.38	2.61	3.56	1.41	8.05	1.05	2.46	6.28	3.45	3.02	5.36	2.24
1932	2.72	1.53	1.55	2.41	1.44	5.10	2.67	5.92	2.14	2.28	1.06	4.73
1933	2.12	1.37	3.61	2.39	8.30	1.23	1.83	3.59	2.35	2.10	.67	2.13
1934	1.41	1.92	2.70	1.94	1.11	4.63	1.23	6.76	7.22	1.37	5.42	1.45
1935	2.17	1.72	3.26	3.29	10.08	8.86	2.99	.66	2.98	2.00	6.50	1.68
1936	.91	1.07	1.69	1.16	2.37	.54	.99	.96	9.68	3.37	1.48	3.11
1937	4.72	.90	1.76	3.51	4.03	5.38	3.13	3.42	1.39	1.63	2.44	1.76
1938	3.87	2.16	4.14	4.52	6.49	5.87	5.94	4.01	1.36	1.05	4.55	3.23
1939	1.82	3.16	3.16	5.17	4.90	7.91	3.74	9.65	.37	2.25	3.08	1.92
1940	1.57	1.55	1.40	2.56	2.74	6.63	1.17	5.85	.18	2.36	2.48	2.86
1941	4.48	.40	.93	5.66	1.23	5.29	5.42	2.59	6.49	15.43	3.53	1.54
1942	1.35	3.96	2.56	3.89	7.10	12.00	5.44	2.15	5.32	1.78	5.83	5.45
1943	1.13	.84	2.52	3.15	13.74	5.86	2.76	3.18	4.37	4.18	1.77	3.93
1944	1.10	3.39	8.28	11.66	3.81	1.86	3.40	7.77	6.00	3.14	2.11	1.56
1945	1.14	2.17	6.80	5.30	6.34	5.17	2.35	2.31	12.68	1.36	1.00	1.60
1946	3.05	2.05	2.89	2.11	6.01	2.44	3.88	4.10	1.50	5.49	5.39	.92
1947	.85	T	3.61	8.10	2.61	7.58	3.85	1.08	2.61	2.54	1.90	1.76
1948	1.52	1.75	3.95	1.44	2.78	4.63	4.96	1.63	1.62	3.08	3.60	1.58
1949	5.54	1.68	2.97	2.40	6.34	5.59	5.80	2.36	6.69	6.56	.63	3.86
1950	2.77	1.53	2.28	2.69	3.19	5.61	1.76	3.95	1.23	.97	2.05	.27
1951	2.19	4.76	5.58	2.81	2.87	6.86	3.84	4.91	4.88	3.38	2.40	2.05
1952	1.17	1.61	3.93	3.24	2.47	4.37	2.24	5.43	1.13	.22	3.29	1.83
1953	1.44	1.18	4.51	3.17	3.47	4.95	2.21	2.28	2.59	2.25	.57	1.09
1954	.72	.90	1.66	3.85	3.62	3.50	.20	6.14	1.33	5.55	1.50	2.11
Average	1.90	1.60	3.26	3.82	4.70	5.32	2.90	3.83	4.26	3.44	2.73	2.11

Year	Jan.	Feb.	Mar.	April	May	June	July	Aug.	Sept.	Oct.	Nov.	Dec.
JEFFERSON CITY												
1918	.88	.92	.58	5.72	5.20	2.13	1.47	2.50	5.85	2.16	2.77	2.26
1919	.48	1.86	1.11	2.72	4.74	5.83	1.37	3.60	4.10	11.91	3.16	.68
1920	.78	.27	2.97	2.49	4.97	1.45	2.32	6.35	3.32	4.13	.86	1.41
1921	1.48	.88	4.53	5.81	4.32	6.84	.85	5.43	6.60	3.00	1.88	2.72
1922	.92	1.23	11.51	13.89	3.88	2.19	3.52	3.32	3.37	1.59	2.68	2.52
1923	1.55	1.19	3.37	4.52	2.97	6.47	6.21	2.35	3.22	3.47	2.64	2.73
1924	1.61	1.50	2.41	1.79	4.88	5.75	4.41	4.70	3.90	1.90	1.75	4.41
1925	1.09	.86	2.44	3.20	1.64	5.81	1.87	4.98	4.24	4.21	2.92	1.19
1926	1.08	2.77	2.48	2.01	4.88	3.15	4.74	4.52	9.71	6.38	2.83	2.77
1927	1.99	.49	8.24	6.86	6.86	4.20	5.10	3.20	4.38	5.16	6.27	2.39
1928	.94	1.60	.55	4.60	2.32	8.80	3.10	5.63	1.56	1.79	2.32	1.84
1929	2.47	.62	4.38	5.12	10.10	5.94	2.18	3.29	2.92	5.21	1.46	1.56
1930	4.82	1.45	1.02	2.23	1.87	3.77	2.72	2.11	4.76	3.25	2.81	.82
1931	.49	4.04	4.13	1.38	4.01	1.14	4.01	3.68	8.27	5.06	4.95	2.88
1932	2.66	.98	1.25	2.17	2.68	3.10	2.68	5.81	1.79	3.07	1.53	3.37
1933	3.14	1.55	2.76	2.53	7.28	2.88	3.02	3.09	3.20	4.56	1.44	1.48
1934	1.77	1.18	2.56	1.57	1.08	3.06	1.79	6.25	9.55	3.41	3.22	2.89
1935	2.43	1.78	3.45	3.44	7.65	7.33	2.14	1.81	2.82	1.86	5.32	1.12
1936	1.14	.88	.78	1.44	3.49	.20	.51	3.48	10.02	2.18	4.99	2.33
1937	5.33	1.55	1.37	3.76	5.39	5.06	1.75	2.46	2.23	2.59	2.80	1.96
1938	3.85	3.76	5.26	7.28	4.90	3.79	3.79	1.39	2.59	1.63	4.92	2.74
1939	2.17	2.79	1.66	5.81	5.43	4.43	.99	2.92	.66	2.68	3.54	2.07
1940	1.82	1.84	2.23	2.94	2.65	4.85	.50	8.27	.05	1.34	2.53	2.63
1941	3.96	.42	.68	6.26	2.12	4.16	4.51	3.91	6.87	14.12	2.78	1.66
1942	1.18	2.40	1.14	2.80	8.71	9.23	6.00	3.76	4.73	2.30	2.84	6.45
1943	.36	1.07	2.46	2.99	10.76	5.35	3.20	2.72	5.39	3.39	1.63	2.21
1944	.24	2.47	2.96	7.08	5.79	1.06	3.43	5.86	3.98	3.35	1.60	1.55
1945	.97	2.75	5.20	6.51	7.12	7.24	3.28	1.56	9.42	1.65	.90	1.24
1946	2.32	2.81	1.83	3.91	4.63	2.98	3.63	12.37	1.60	3.32	7.78	1.78
1947	1.37	.03	1.67	8.44	3.45	7.62	1.85	.82	3.89	4.14	2.05	.40
1948	1.35	1.23	4.16	1.11	3.54	9.92	5.32	2.42	2.04	2.83	5.80	1.69
1949	5.26	2.24	2.42	1.83	4.39	7.40	3.42	5.67	7.38	5.61	.34	2.77
1950	3.79	1.89	2.81	5.62	4.57	2.87	3.45	6.07	.65	1.66	2.70	.19
1951	1.60	4.42	3.52	1.92	3.01	9.37	4.77	6.24	7.50	3.81	1.91	1.91
1952	.94	1.65	1.68	3.07	4.16	1.23	2.83	8.25	1.06	.22	3.53	1.34
1953	1.26	1.25	3.08	2.94	3.83	1.50	1.11	1.90	2.89	3.12	.61	.59
1954	.67	1.07	.75	4.45	5.12	4.02	1.81	3.74	3.30	4.04	.89	1.74
Average	1.90	1.66	2.84	4.02	4.78	4.68	2.96	4.22	4.32	3.68	2.84	2.06
ROLLA												
1918	1.33	1.01	1.00	8.90	4.05	2.94	.80	5.87	3.86	3.37	4.29	3.35
1919	.11	2.46	2.85	2.64	7.04	6.77	4.26	4.40	1.84	14.87	2.98	.67
1920	1.99	1.18	6.06	2.31	6.28	1.84	1.04	5.58	6.23	4.21	.45	2.04
1921	1.66	.59	6.63	6.77	3.55	9.04	1.68	7.00	6.80	2.79	2.55	2.78
1922	1.23	1.98	6.98	4.81	2.81	.53	5.01	4.92	.80	2.50	3.21	2.01
1923	2.54	1.12	4.07	4.42	4.01	4.85	5.38	2.29	4.18	3.98	2.23	4.27
1924	1.43	1.62	2.47	1.72	7.43	7.61	5.65	3.67	3.73	1.13	2.16	5.22
1925	1.32	1.35	2.12	4.44	4.03	3.30	3.14	2.02	7.45	2.22	2.92	1.57
1926	2.15	2.10	3.05	2.39	2.07	2.43	1.89	5.78	5.73	5.58	4.47	1.65
1927	4.18	1.19	7.06	6.53	9.35	2.76	4.03	4.47	4.16	4.05	7.89	2.88
1928	1.43	1.64	2.25	7.28	5.03	3.18	1.75	4.65	.51	1.22	2.32	1.80
1929	3.15	1.61	5.36	4.65	8.65	6.89	1.40	2.28	2.11	8.28	.79	2.00
1930	4.81	1.63	2.10	1.93	2.09	1.74	1.35	3.63	6.08	2.21	4.24	.99
1931	.62	2.54	2.82	2.54	5.50	2.98	4.84	5.59	3.24	3.21	4.66	3.77
1932	3.37	1.36	1.85	1.47	.80	3.58	2.33	4.59	1.82	4.68	2.61	3.27
1933	2.00	.71	2.75	3.60	8.12	.13	2.26	2.83	3.99	3.74	1.35	1.30
1934	1.49	1.55	3.13	3.46	2.44	3.38	.50	8.11	11.17	3.62	3.72	2.70
1935	2.40	1.42	5.06	2.69	6.84	12.84	3.10	1.35	2.96	4.43	4.26	.91
1936	.33	1.31	1.40	2.41	1.38	2.45	2.35	1.78	9.70	3.73	2.06	2.48
1937	5.41	1.34	2.26	4.65	4.59	6.74	5.18	2.80	.93	1.66	1.65	3.58
1938	3.12	4.40	5.36	4.23	7.40	2.34	3.06	.37	3.01	1.25	5.34	2.84
1939	3.15	2.62	2.10	5.71	4.72	3.96	3.38	3.93	1.09	1.90	3.51	1.63
1940	1.16	1.44	2.23	4.59	1.66	6.56	1.20	4.94	.20	2.07	2.89	2.89
1941	2.65	.34	.63	6.62	2.29	5.01	3.76	2.93	7.16	7.04	3.05	2.59
1942	1.68	2.52	1.33	2.97	8.79	10.24	3.14	4.65	3.98	4.08	4.41	5.86
1943	.35	.98	2.20	2.82	9.83	8.75	.84	1.72	3.11	3.65	.95	1.76
1944	.70	5.16	3.28	4.51	6.12	.59	2.54	6.19	3.24	2.00	1.89	1.09
1945	.73	3.74	9.68	6.78	7.95	12.05	2.70	.66	10.71	3.55	.70	.85
1946	2.14	2.93	2.14	3.22	5.68	2.85	1.88	7.55	1.57	1.57	9.88	2.14
1947	1.28	.20	2.94	6.89	2.60	6.86	1.96	1.04	4.87	7.38	2.65	.55
1948	2.80	1.82	4.71	1.28	4.15	7.33	7.38	1.78	.57	2.94	2.61	1.80
1949	5.80	3.00	3.39	1.13	4.01	10.61	5.04	3.22	6.83	13.67	.21	3.15
1950	6.48	2.77	3.03	4.59	9.00	6.44	1.83	10.94	2.44	.96	2.48	.43
1951	2.36	4.42	3.35	2.84	4.70	12.00	5.61		4.74	4.09	4.15	1.63
1952	1.23	2.43	3.10	3.33	2.46	.37	4.96	5.80	.42	.82	2.76	1.41
1953	2.22	1.21		7.21	1.91	1.76	1.07	1.51	.87	2.22	.76	1.06
1954		.93	1.89	3.83	5.36	5.24	2.32	4.46	1.15	5.11	1.79	3.17
Average	2.24	1.90	3.40	4.11	4.99	5.24	2.98	4.04	3.87	3.84	3.00	2.27

MISSOURI AGRICULTURAL EXPERIMENT STATION

Year	Jan.	Feb.	Mar.	April	May	June	July	Aug.	Sept.	Oct.	Nov.	Dec.
WARRENTON												
1918	1.20	1.10	.31	4.50	9.12	4.25	.71	2.48	5.58	3.53	3.28	2.44
1919	.50	2.46	2.84	1.98	6.57	4.93	2.75	4.60	4.24	8.63	4.41	.79
1920	1.17	.45	3.49	2.93	4.56	1.36	1.67	4.34	4.20	3.75	.69	2.60
1921	1.50	.85	5.21	5.57	4.86	3.27	1.81	5.07	10.11	3.33	2.62	3.52
1922	1.41	1.28	8.58	10.79	2.29	.18	2.04	1.74	2.10	1.70	3.32	3.14
1923	.98	2.09	4.02	4.58	3.00	5.50	1.38	5.50	2.47	3.07	1.93	3.57
1924	1.25	1.76	2.02	1.22	5.58	7.10	5.05	2.32	3.34	2.54	2.87	4.72
1925	.52	1.30	2.30	2.49	1.37	7.10	1.57	4.62	2.39	5.77	3.46	1.30
1926	1.19	2.02	2.74	1.89	2.09	3.18	3.45	5.48	10.70	3.50	4.16	2.02
1927	1.82	.59	7.75	7.60	6.62	3.49	3.12	5.68	2.94	3.55	5.70	2.21
1928	1.43	1.70	.87	4.88	2.91	10.70	1.66	5.54	1.75	3.53	2.15	1.84
1929	4.07	.66	4.88	5.19	8.79	3.14	4.52	.89	3.40	4.46	1.51	1.21
1930	4.69	1.55	1.05	.75	1.91	2.37	.10	.26	4.56	2.07	2.96	.62
1931	.48	2.21	3.23	1.77	5.16	2.68	1.33	4.57	6.50	4.51	3.99	2.22
1932	2.75	.97	1.01	1.41	1.31	2.01	2.44	5.77	2.11	4.37	1.79	3.60
1933	3.15	1.59	5.22	2.97	9.05	.36	1.50	.92	4.11	2.75	.60	2.09
1934	1.68	1.45	3.68	1.58	.56	2.77	1.28	5.23	7.06	3.27	4.43	2.11
1935	2.80	2.21	4.79	2.97	7.64	7.80	7.60	1.45	4.02	2.35	5.65	1.01
1936	1.52	1.52	1.38	1.60	1.77	.64	.07	1.95	10.44	3.01	4.38	4.01
1937	5.37	1.90	1.96	4.37	3.63	9.23	2.76	.94	.97	2.39	2.14	2.94
1938	2.62	3.30	6.74	4.28	4.32	5.37	4.79	1.38	2.04	2.54	4.20	3.67
1939	2.39	4.27	3.30	7.52	4.07	8.09	4.49	5.14	.51	1.21	4.87	1.61
1940	.88	1.63	2.21	3.28	2.23	7.16	1.08	4.93	.19	1.30	3.13	2.15
1941	3.78	.70	1.03	6.98	2.69	3.33	2.76	2.87	6.52	11.63	2.21	1.48
1942	1.42	2.91	1.92	2.64	5.23	7.16	2.33	2.78	4.16	2.13	4.52	5.15
1943	.71	.77	2.99	2.68	12.17	6.57	2.62	1.65	4.73	3.84	2.27	2.16
1944	.25	2.50	3.89	6.77	4.19	.94	3.68	3.97	2.76	.89	1.22	1.14
1945	1.08	2.70	6.97	6.55	3.12	5.95	2.07	.29	12.97	1.15	.97	1.44
1946	2.14	2.51	2.49	2.30	5.68	3.04	1.16	7.02	1.75	4.39	10.43	1.74
1947	.45	.18	3.73	6.06	4.10	6.96	1.87	.08	3.73	4.06	2.79	2.00
1948	1.20	1.25	5.70	1.77	3.12	6.83	9.55	.84	2.92	3.13	3.26	1.84
1949	5.05	2.72	3.06	1.32	4.43	5.50	4.90	1.92	5.49	5.87	.04	4.65
1950	4.11	2.61	3.52	4.32	3.69	3.24	2.00	5.58	1.68	.82	2.95	.31
1951	1.96	5.54	3.61		1.73	9.61	3.75	4.38	5.31	3.29	2.58	1.65
1952	.92	2.10	3.15	3.28	1.16	2.46	2.91	5.84	1.09	.23	2.56	1.40
1953	1.77	.89	3.39	3.39	2.38	2.98	3.88	.80	1.07	1.24	.80	.56
1954	.82	.48	1.24	5.15	2.64	5.24	.45	4.38	2.82	4.68	1.62	1.55
Average	1.92	1.80	3.41	3.87	4.20	4.66	2.73	3.32	4.12	3.36	3.04	2.22
ST. LOUIS												
1918	1.31	2.09	.67	7.09	3.28	1.47	.60	5.26	5.09	3.63	2.73	2.69
1919	.13	1.54	1.72	1.76	7.86	5.30	1.50	3.03	6.13	8.52	2.08	1.22
1920	1.85	.74	3.97	3.43	5.00	1.53	.73	4.16	4.79	2.36	.56	2.41
1921	1.10	1.08	6.14	7.01	4.29	2.31	2.05	2.75	5.60	1.45	4.43	2.89
1922	.74	1.52	4.84	7.40	1.26	.80	2.42	1.79	2.49	1.74	2.36	4.98
1923	2.08	1.50	4.26	3.20	5.85	4.33	1.83	6.19	3.51	3.74	1.90	3.30
1924	1.15	1.29	3.24	1.90	6.18	6.80	3.62	3.90	1.97	.30	1.53	4.63
1925	.53	2.19	1.50	2.70	1.48	4.84	1.78	2.75	4.59	4.32	4.09	1.46
1926	1.69	2.52	3.95	4.42	1.58	1.72	.54	1.83	7.40	3.84	2.71	1.15
1927	3.66	.56	7.67	6.30	9.21	2.59	2.79	2.60	2.93	4.65	5.56	2.31
1928	1.91	2.43	2.27	3.02	2.18	7.25	6.66	4.83	1.70	2.24	1.90	2.22
1929	2.11	.88	5.33	6.99	10.09	3.65	2.67	3.40	1.71	4.99	1.41	3.07
1930	5.70	2.35	.99	1.32	1.69	2.63	.25	.28	3.51	1.84	1.77	.90
1931	.40	1.77	2.39	3.23	3.61	1.98	4.06	3.46	5.66	2.90	4.65	3.28
1932	2.50	1.59	1.33	3.19	2.09	2.45	5.30	8.68	2.15	4.28	2.08	2.37
1933	2.18	.96	4.91	3.84	8.59	.15	4.63	.60	2.60	2.97	1.64	1.70
1934	1.72	1.26	2.96	2.40	.54	3.25	1.22	3.14	5.86	2.23	2.66	1.95
1935	2.76	1.27	6.43	2.50	7.35	4.37	3.13	1.82	3.35	2.56	2.71	1.11
1936	1.32	1.97	1.67	2.80	.85	3.07	.60	.85	5.94	2.79	2.20	2.08
1937	5.21	1.52	1.75	6.03	2.65	5.84	.67	1.57	2.02	3.51	1.19	3.91
1938	1.31	3.51	9.52	3.34	5.97	4.50	3.64	1.15	1.01	1.17	4.04	2.06
1939	4.08	3.22	3.35	5.85	2.64	3.24	2.07	10.06	1.01	.77	2.43	1.43
1940	1.33	1.39	1.50	3.86	1.46	2.66	.78	4.11	.03	1.44	3.23	3.21
1941	2.38	.64	.60	4.47	1.91	2.52	1.68	2.63	3.58	7.46	3.05	1.20
1942	1.44	2.54	1.92	2.19	4.99	7.24	7.92	3.60	1.99	2.30	4.40	4.61
1943	.74	1.13	3.19	1.87	10.20	5.87	1.31	1.85	2.40	2.22	.97	1.85
1944	.30	2.72	2.49	8.82	4.15	1.34	3.45	2.46	4.37	.78	1.11	1.52
1945	1.02	3.57	8.27	5.40	4.31	7.42	1.00	4.38	10.01	1.08	1.68	1.68
1946	1.59	3.11	3.08	2.85	5.58	3.46	1.45	20.45	1.52	3.45	7.63	2.95
1947	2.23	.41	2.24	6.18	2.43	7.39	.68	1.55	2.64	6.60	2.43	2.34
1948	.94	1.54	5.31	2.21	3.17	3.98	7.30	.84	2.50	2.25	2.69	2.01
1949	7.46	2.60	2.54	.82	2.77	2.35	10.60	1.86	4.77	6.47	.25	3.81
1950	8.12	3.31	3.52	4.07	3.90	3.89	1.32	7.73	2.67	.79	3.10	.79
1951	2.21	5.89	2.54	1.93	1.87	6.23	3.38	2.44	3.66	2.73	3.33	2.44
1952	1.21	2.20	3.76	3.68	1.49	2.30	3.15	2.95	.97	.39	2.71	1.89
1953	1.88	1.69	4.13	3.49	3.37	2.12	.72	.84	.55	2.89	.84	.46
1954	1.51	1.62	1.10	3.00	2.80	2.75	2.14	3.93	4.75	3.76	1.37	2.27
Average	2.33	2.10	3.31	3.97	4.06	3.61	2.91	3.77	3.56	2.98	2.51	2.17

STATION BULLETIN 650

31

Year	Jan.	Feb.	Mar.	April	May	June	July	Aug.	Sept.	Oct.	Nov.	Dec.
FARMINGTON												
1918								6.03	3.95	4.34	2.28	4.44
1919	.44	1.72	2.12	1.50	5.60	4.86	.32	2.74	4.92	11.78	3.93	.46
1920	2.55	1.22	5.76	3.37	10.15	.57	4.20	6.05	.96	4.34	.92	2.95
1921	2.30	1.21	5.76	7.26	6.06	3.43	2.27	3.42	6.04	1.63	6.74	2.63
1922	1.17	1.92	6.75	6.67	2.76	3.31	2.87	3.10	1.21	3.43	2.71	4.83
1923	3.43	3.60	4.62	3.00	8.16	2.78	3.03	5.87	4.98	4.17	2.07	5.49
1924	1.69	2.19	3.71	3.26	6.15	5.99	5.06	3.48	4.54	.82	.51	2.78
1925	1.03	2.18	1.48	4.18	2.86	5.46	1.70	1.18	7.52	4.72	4.29	1.34
1926	2.19	2.72	2.08	2.35	2.74	3.03	2.79	8.48	5.91	5.05	3.05	2.03
1927	3.97	.97	6.30	11.11	6.36	2.56	5.78	4.59	1.75	2.56	5.90	3.52
1928	1.97	2.38	2.03	5.07	5.01	13.94	2.49	5.78	.11	2.42	3.71	2.84
1929	4.38	1.70	3.09	5.39	12.12	4.58	4.53	3.73	2.90	3.40	1.34	2.25
1930	7.47	2.50	1.61	1.16	.97	1.70	1.02	.62	2.99	2.38	2.12	1.09
1931	.95	2.31	3.51	2.82	4.56	1.22	3.21	4.04	2.08	1.55	4.80	2.86
1932	3.90	.98	1.85	3.18	1.33	2.06	1.58	5.20	1.82	5.69	1.00	5.00
1933	2.15	1.28	2.54				5.20	2.02	8.68	2.70	1.71	1.72
1934	.75	1.34	2.20	3.44	.50	.23	.29	3.42	15.09	1.03	4.05	3.27
1935	2.01	1.71	9.02	1.15	13.36	17.71					5.06	1.00
1936		.98	1.66	3.67	.99	1.84	1.50	.09	5.90		1.93	2.59
1937	7.55	.95	1.31	5.95	3.21	4.45	6.27	2.04	1.08	4.78	2.53	3.13
1938	3.55	4.26	5.46	3.58	7.54	4.18	5.09	1.64	.80	.66	3.03	2.44
1939	3.71	4.57	4.59	5.44	1.99	4.07	9.38	4.32	.70	1.57	2.69	1.08
1940	1.24	1.25	2.09	6.50	2.02	3.94	.63	3.28	.55	2.82	4.15	3.39
1941	1.93	.62	.46	3.20	1.78	2.67	3.10	2.37	5.04	12.17	2.77	1.51
1942	2.90	3.08	3.18	3.85	5.02	5.77	3.25	2.59	2.01	5.53	4.74	3.84
1943	.02	1.34	2.11	3.34	10.66	5.14	2.39	5.19	3.05	2.91	1.32	1.69
1944	.48	2.61	2.91	5.32	4.88	.80	1.53	3.41	2.54	.40	1.54	2.12
1945	1.28	5.94	10.39	8.01	3.82	8.91	3.60	1.52	10.01	4.10	3.11	.95
1946	2.61	4.61	3.52	3.67	9.56	1.40	1.26	7.76	2.35	.71	7.56	2.32
1947	2.29	.22	2.10	8.63	5.23	5.85	2.43	2.50	3.05	4.23	3.40	.94
1948	4.76	2.41	5.95	1.68	6.85	5.34	4.33	1.77	1.08	2.75	5.99	1.76
1949	8.55	3.01	5.03	2.01	3.88	4.99	6.73	1.78	7.01	8.41	.25	3.82
1950	10.92	4.05	2.29	4.27	4.93	1.93	1.80	7.87	4.39	.87	3.78	.79
1951	3.19	5.85	2.75	2.51	4.71	9.90	7.25	6.36	4.62	4.45	5.63	1.98
1952	1.21	2.75	5.14	5.33	2.04	1.28	6.29	3.28	2.98	1.71	5.05	1.94
1953	2.33	1.98	4.13	3.56	3.04	1.67	3.13	1.34	.23	1.76	1.25	.39
1954	2.81	2.41	1.43	3.10	4.46	4.83	2.02	2.62	1.80	4.80	1.35	4.69
Average	2.96	2.36	3.64	4.24	5.00	4.35	3.38	3.65	3.74	3.51	3.20	2.48

SOUTHWEST DISTRICT

Year	Jan.	Feb.	Mar.	April	May	June	July	Aug.	Sept.	Oct.	Nov.	Dec.
NEVADA												
1918						1.38	1.77	2.46	5.73	4.80	4.77	3.10
1919	0	1.77	1.10	5.71	4.70	10.69	1.92	4.99	.89	7.76	1.17	1.15
1920	1.28		5.68	3.70	8.48	1.36	1.69	5.08	7.34	3.57	.93	.92
1921	2.08	.25	3.23	5.69	4.95	10.30	4.69	4.66	6.46	1.48	1.02	1.47
1922	6.15	1.08	8.26	11.32	3.03	1.25	6.02	1.83	4.86	1.17	4.44	.61
1923	1.84	.70	4.32	1.96	2.70	9.36	3.91	1.53	5.02	4.28	2.02	2.94
1924	2.84	2.08	2.05	3.36	6.76	6.45	7.52	4.67	4.15	1.32	2.86	3.00
1925	.56	.84	1.30	5.45	2.76	5.05	.90	2.17	8.51	1.72	3.24	.57
1926	1.80	1.41	1.81	2.28	1.22	2.98	2.46	4.55	8.74	3.75	2.23	2.30
1927	1.55	.37	3.70	8.08	4.22	7.74	5.82	13.51	2.50	4.13	2.34	3.32
1928	.19	2.44	1.65	5.86	1.97	13.82	2.76	4.52	2.64	2.75	2.36	2.18
1929	2.18	1.18	1.75	6.86	12.09	4.82	4.92	2.22	.88	3.71	.78	.45
1930	2.76	.47	.04	3.31	1.63	5.44	.62	.30	3.16	3.00	3.50	.73
1931	.98	1.84	2.61	2.96	4.95	.93	4.89	6.17	1.62	2.96	5.28	.42
1932	2.42	.72	1.52	3.20	1.46	5.69	3.52	2.48	2.78	2.85	1.47	4.66
1933	2.18	.35	1.87	2.73	7.58	.26	3.12	2.95	4.58	1.37	1.24	1.50
1934	.83	1.75	1.61	2.03	2.94	1.83	1.77	.15	8.28	3.97	6.01	1.11
1935	2.12	1.34	2.73	4.44	8.89	7.09	T	3.59	3.25	7.29	6.42	.43
1936	.54	.70	.78	2.26	2.83	3.10	1.83	.27	9.17	3.35	2.00	2.32
1937	4.01	1.64	2.90	2.60	5.78	6.82	4.57	1.45	2.00	2.04	1.35	.95
1938	2.85	2.23	5.07	3.17	6.93	5.02	.94	2.00	1.35	.55	3.35	
1939	2.92	1.22	2.61	3.53	5.56	4.11	2.88	2.28	1.08	1.46	2.65	1.58
1940	1.19	1.22	2.48	5.52	2.75	5.75	.80	6.64	1.18	1.14	2.53	2.07
1941	3.68	.44	.68	9.20	.39	5.89	2.07	3.61	9.97	12.69	2.22	1.29
1942	1.15	1.34	2.48	4.35	2.91	12.40	2.43	4.17	9.64	1.88	2.19	3.47
1943	.06	1.33	3.51	2.37	13.88	8.55	1.39	3.23	4.99	4.10	.09	2.49
1944	.63	4.05	3.88	7.78	2.96	3.34	5.32	13.22	2.42	2.00	1.65	1.97
1945	.78	1.83	5.52	7.00	5.51	6.87	3.07	4.50	10.18	1.34	.35	.81
1946	4.07	2.06	2.01	2.64	4.02	1.04	1.90	3.40	2.36	3.49	7.34	1.70
1947	.56	.47	4.02	6.69	5.10	6.27	1.45	3.58	7.96	1.49	1.77	2.05
1948	.63	1.64	3.94	2.23	3.26	9.42	8.70	.97	2.87	3.88	1.95	.89
1949	5.65	2.44	2.44	1.59	7.65	4.31	3.74	3.63	3.25	3.09	.54	3.86
1950	1.76	2.79	1.04	2.79	3.32	4.17	10.13	7.62	.58	.93	T	.23
1951	1.66	4.65	1.59	2.78	3.81	13.65	6.09	10.01	8.00	4.32	3.44	1.40
1952	1.10	3.24	2.69	3.25	3.86	.86	2.63	5.45	.44	.11		1.70
1953		1.80	4.61	4.68	4.36	2.33	1.44	.25	3.48	2.84	1.52	1.65
1954	.35	1.44	1.25	4.69	4.48	1.59	.11	3.90	2.68	8.04	.53	3.34
Average	1.86	1.57	2.74	4.39	4.71	5.45	3.24	4.00	4.46	3.26	2.43	1.80
LOCKWOOD												
1918	.77	.52	2.09	7.63	5.35	8.06	2.80	2.93	5.12	6.30	5.26	3.16
1919	.18	1.83	.95	3.91	5.81	3.99	2.09	1.37	.30	12.53	2.81	.80
1920	1.21	T	6.13	3.56	6.66	2.62	1.26	5.94	6.54	5.87	.85	2.06
1921	1.93	.55	6.42	5.16	4.23	8.03	.80	7.68	8.84	2.10	1.56	2.20
1922	1.21	1.63	5.85	7.94	3.51	.83	6.16	2.54	1.73	1.22	4.78	1.67
1923	3.19	1.25	3.07	4.75	6.76	5.69	4.17	.74	8.97	6.42	3.70	3.38
1924	1.26	1.56	2.17	3.31	6.74	9.54	10.72	7.76	3.39	1.83	2.48	3.79
1925	1.20	1.50	2.42	5.37	2.78	5.99	2.43	2.07	14.55	3.82	3.56	1.12
1926	1.96	1.10	3.01	1.74	2.78	4.84	.62	5.96	12.07	5.50	2.63	2.42
1927	1.74	.73	8.12	9.55	4.00	8.05	8.56	11.13	3.10	3.84	4.42	2.34
1928	.88	1.57	2.77	6.62	1.49	11.15	3.38	5.98	.30	3.25	2.75	4.63
1929	2.32	1.21	2.77	9.76	9.81	5.28	4.96	.77	2.40	4.15	.74	.77
1930	3.79	1.15	.99	4.36	4.64	7.46	1.30	3.92	4.09	4.89	3.77	1.20
1931	.80	2.19	2.78	2.45	5.78	.57	8.66	6.49	.69	4.76	6.17	.94
1932	2.11	.80	1.83	2.87	3.18	8.89	5.45	2.77	2.23	2.92	3.93	6.05
1933	2.62	1.11	2.67	5.66	8.18	.27	2.53	6.38	5.99	3.92	1.17	1.51
1934	1.58	1.62	2.10	4.70	2.71	3.92	1.02	3.16	8.82	5.17	6.18	2.13
1935	2.59	1.52	6.67	3.11	5.46	8.99	1.67	3.09	1.27	7.06	3.24	1.17
1936	.52	1.17	1.04	2.81	2.51	2.20	.92	1.49	11.94	6.33	2.35	2.55
1937	6.28	1.42	1.78	7.95	4.02	8.81	5.52	3.32	1.38	1.64	1.54	1.56
1938	3.11	3.53	4.56	4.30	7.29	5.32	2.40	2.00	1.49	2.00	3.69	1.32
1939	2.66	3.64	1.58	3.68	8.23	6.81	2.93	2.33	.55	1.91	3.43	1.42
1940	.80	1.78	1.54	4.17	1.99	4.69	3.69	5.96	.66	1.62	3.91	2.35
1941	2.95	.89	.82	7.94	.78	5.56	1.09	5.29	7.87	12.24	2.88	1.70
1942	2.10	2.00	.85	5.55	3.56	9.20	3.44	4.24	7.21	3.25	2.19	3.82
1943	.08	1.05	3.59	2.87	12.95	5.60	.96	3.38	5.90	3.66	1.45	2.08
1944	.76	2.21	3.29	4.04	3.60	3.74	5.46	8.18	2.66	2.23	1.75	1.60
1945	.96	2.23	7.31	8.52	7.42	6.78	2.62	2.81	11.95	1.88	.40	.63
1946	2.38	3.12	1.38	3.46	7.02	.87	1.87	3.79	1.67	1.01	5.44	1.41
1947	.42	.44	4.38	8.57	4.65	6.78	6.56	5.60	3.58	2.89	1.65	1.54
1948	.92	2.02	4.27	1.57	4.21	11.55	5.66	2.45	1.68	1.19	3.45	1.69
1949	6.70	2.03	2.86	2.45	6.03	7.74	2.31	4.28	5.73	2.53	.48	2.80
1950	4.20	1.80	.99	3.23	6.31	4.47	5.56	9.49	1.93	1.79	.62	.25
1951	2.02	6.13	2.01	2.48	3.79	9.68	4.95	4.01	8.29	4.27	3.41	.70
1952	1.27	3.66	1.90	2.90	2.79	1.69	2.34	4.12	.25	.29	4.33	1.63
1953	1.49	1.50	4.30	4.61	4.03	1.85	2.37	1.54	1.63	3.24	.80	1.42
1954	1.53	1.37	1.23	3.84	6.12	1.55	.72	2.08	3.74	7.90	.47	4.38
Average	1.96	1.72	3.04	4.79	5.06	5.65	3.51	4.24	4.60	3.98	2.82	2.06

STATION BULLETIN 650

Year	Jan.	Feb.	Mar.	April	May	June	July	Aug.	Sept.	Oct.	Nov.	Dec.
SPRINGFIELD												
1918	1.96	.64	1.33	4.25	4.19	3.61	1.11	3.12	4.82	2.72	3.90	2.97
1919	.34	2.44	2.23	3.55	4.52	4.00	1.96	.53	1.62	11.94	4.49	.44
1920	2.36	.42	4.90	1.53	6.53	1.43	2.42	6.31	4.42	4.09	.64	1.84
1921	1.36	.85	7.35	4.79	4.06	9.68	.70	7.59	3.90	2.55	2.46	1.92
1922	1.38	2.02	6.45	4.94	3.94	.66	6.15	2.47	.95	1.60	4.14	2.07
1923	3.43	1.27	2.40	3.33	4.55	6.10	2.67	.78	3.82	4.79	3.47	2.92
1924	1.50	1.23	2.77	3.22	6.02	7.61	5.92	5.97	4.12	.85	1.71	4.21
1925	1.58	1.06	1.07	2.68	2.82	3.88	3.53	1.74	7.75	2.82	2.05	.91
1926	2.28	1.15	2.51	1.07	4.50	3.97	1.02	6.63	8.33	4.14	2.96	1.92
1927	3.47	.79	7.46	9.65	5.85	5.95	6.80	8.68	2.20	4.29	5.44	1.87
1928	.72	1.09	2.36	6.62	3.97	12.27	3.01	7.81	.05	1.69	2.08	2.70
1929	2.53	1.55	2.97	3.94	9.77	4.78	1.01	2.97	2.37	5.55	1.10	1.61
1930	5.27	1.59	.77	1.04	4.40	4.31	.62	3.02	3.25	3.05	2.11	1.30
1931	.63	3.06	2.54	3.80	3.65	.84	4.08	10.68	.92	2.53	4.08	1.65
1932	3.79	.54	2.52	3.26	3.18	10.08	3.88	3.14	.55	4.86	3.17	4.83
1933	2.68	1.09	2.40	6.61	6.79	3.43	4.17	4.86	7.02	3.17	1.01	.84
1934	1.42	1.38	2.76	3.77	2.07	2.65	.89	2.60	6.50	1.30	5.70	1.54
1935	2.43	.99	9.09	1.86	6.81	11.31	1.62	3.93	2.64	3.88	2.50	.62
1936	.17	1.01	1.29	2.37	2.37	2.05	1.11	.78	7.29	5.27	1.38	2.60
1937	6.94	1.15	1.80	5.19	5.09	9.39	3.95	1.88	2.63	1.75	1.72	2.38
1938	3.14	4.53	2.76	3.50	6.46	5.61	2.34	.55	1.81	2.86	5.30	1.28
1939	2.70	3.98	1.78	3.65	6.64	3.68	2.83	3.60	.70	2.26	2.77	1.66
1940	.89	1.31	2.44	4.90	2.16	2.51	3.77	5.36	2.42	2.14	3.07	2.63
1941	2.82	.96	1.01	7.57	2.09	4.07	3.42	3.79	7.64	8.86	2.50	2.58
1942	1.55	2.19	1.04	5.19	2.72	6.01	2.96	2.91	4.53	3.68	4.43	5.75
1943	.07	.92	3.16	3.84	16.15	4.70	2.39	2.10	5.78	3.99	.48	2.66
1944	.98	3.16	3.26	3.84	2.87	2.23	5.92	6.65	2.39	3.16	1.80	.91
1945	.88	4.28	8.86	12.15	4.15	7.25	1.53	1.81	9.46	3.07	.45	.51
1946	2.95	3.17	1.04	4.00	7.09	2.35	1.47	5.79	1.27	1.22	8.14	3.02
1947	.52	.35	2.65	7.38	4.40	6.75	5.41	.88	4.69	3.24	1.68	1.67
1948	.44	1.87	4.03	1.22	3.48	10.96	5.08	2.04	2.73	2.52	3.07	2.01
1949	4.18	2.50	2.58	1.75	5.38	7.99	3.91	2.48	5.59	8.46	1.04	4.46
1950	6.77	2.03	2.12	2.95	6.91	3.69	2.29	5.91	2.04	2.44	.48	.13
1951	2.39	5.23	2.91	2.47	3.60	8.86	6.15	3.47	4.86	4.70	4.36	1.19
1952	.97	3.48	3.41	3.05	2.44	.58	2.33	6.95	.20	.58	3.56	1.73
1953	1.90	1.45	3.98	5.83	4.50	1.22	.33	.64	.33	2.51	1.09	1.43
1954	1.64	1.43	1.56	3.93	6.12	1.10	2.45	2.84	3.83	6.75	1.02	5.32
Average	2.24	1.94	3.08	4.19	4.38	4.82	3.17	3.99	3.54	3.38	2.68	2.10
NEOSHO												
1918	3.06	.04	3.28	4.92	4.99	2.03	1.28	2.21	5.25	4.97	7.60	3.02
1919	.18	2.34	1.92	2.10	3.93	8.85	1.61	1.87	1.98	11.39	5.84	.47
1920	1.99	.29	5.69	2.28	7.57	3.32	4.08	4.84	8.00	6.09	1.30	2.10
1921	2.04	1.11	6.34	4.74	1.78	7.38	2.29	4.70	2.70	.66	1.18	2.48
1922	1.83	2.01	7.45	6.50	4.19	3.52	6.75	1.31	2.52	1.47	5.55	1.96
1923	3.30	1.19	2.99	4.37	8.49	8.20	3.46	.24	4.36	7.77	4.33	3.52
1924	1.83	2.07	2.31	4.22	6.31	5.15	7.80	5.20	5.18	1.38	2.81	2.90
1925	2.00	1.69	1.79	5.26	1.53	3.85	4.31	2.69	4.18	3.38	3.20	1.15
1926	2.29	1.85	2.71	1.94	5.08	6.69	2.82	9.68	12.46	4.03	3.73	2.88
1927	3.94	.93	5.85	8.86	3.96	9.03	7.88	7.57	2.53	4.42	4.37	3.07
1928	.70	1.76	2.44	5.30	4.40	13.89	6.60	9.62	.45	4.70	4.27	1.99
1929	1.90	3.37	2.63	9.12	8.65	8.50	3.35	.32	2.72	5.34	1.74	.98
1930	5.32	1.22	.71	6.35	6.46	6.65	2.56	2.18	12.87	4.79	4.08	2.07
1931	.73	2.77	2.12	5.15	3.28	1.93	4.62	6.76	1.42	4.43	5.80	.56
1932	4.58	1.22	2.25	1.98	3.34	6.02	3.34	1.18	1.80	2.95	2.18	7.58
1933	3.30	.68	2.36	5.73	11.38	.47	2.99	5.21	6.69	4.18	1.06	2.58
1934	4.62	1.39	1.78	1.64	2.30	1.69	.54	1.90	7.10	1.92	7.18	1.38
1935	2.47	1.61	7.42	4.09	5.20	14.24	.08	3.63	4.08	6.78	2.92	1.53
1936	.24	1.07	1.10	3.96	2.74	1.80	1.47	.63	9.01	4.73	2.27	3.03
1937	5.52	1.63	2.36	4.12	2.94	3.85	5.14	1.14	8.66	1.91	1.33	2.14
1938	2.53	4.14	4.80	2.25	7.58	5.90	1.78	1.14	.53	1.10	3.39	1.12
1939	2.27	3.00	1.98	2.22	8.76	5.50	2.13	2.69	.40	2.64	3.28	1.67
1940	.95	1.07	1.43	6.06	.97	4.35	2.38	8.28	4.07	2.32	5.32	2.11
1941	3.03	1.20	2.98	8.52	1.21	6.63	3.96	5.86	5.69	15.15	2.24	1.55
1942	2.51	2.19	.94	8.55	2.11	7.87	1.52	5.70	12.35	4.74	3.23	3.59
1943	.08	.87	4.23	5.27	21.56	6.03	.40	1.68	5.31	6.07	.53	3.07
1944	.71	4.60	4.13	4.70	4.79	7.86	3.15	5.14	2.85	4.25	2.42	1.86
1945	1.06	3.97	7.34	12.68	7.74	5.69	3.45	1.62	16.12	3.04	.36	.77
1946	3.60	3.41	2.05	4.34	8.66	2.03	1.37	2.82	2.10	1.05	7.40	3.17
1947	.82	.43	2.90	12.28	4.54	4.33	1.65	.70	3.57	1.10	2.10	2.18
1948	.71	2.48	4.55	1.59	4.51	11.68	8.89	4.18	1.38	.76	3.15	1.98
1949	4.83	3.23	3.15	2.51	6.23	8.79	4.34	2.03	5.03	4.78	.55	3.90
1950	4.86	2.13	1.33	2.78	6.08	7.46	7.96	12.53	3.41	2.42	.07	.27
1951	2.16	6.22	1.66	2.89	2.59	11.71	4.97	1.81	6.02	4.56	5.13	.47
1952	1.29	2.12	2.79	2.71	4.75	.50	2.51	6.21	.81	.24	3.78	1.44
1953	1.32	1.09	6.99	6.99	3.78	.49	1.50	3.26	1.12	3.22	.84	1.43
1954	2.91	1.34	1.50	4.36	4.04	1.05	2.01	2.17	4.76	7.40	.37	4.04
Average	2.36	1.99	3.14	4.94	5.36	5.80	3.43	3.80	4.85	4.11	3.16	2.22

MISSOURI AGRICULTURAL EXPERIMENT STATION

Year	Jan.	Feb.	Mar.	April	May	June	July	Aug.	Sept.	Oct.	Nov.	Dec.
SELIGMAN												
1918	1.96	.12	1.56	3.19	4.04		1.34	2.63	5.25	4.13		2.20
1919		2.33	.85	1.98		4.21	2.41	2.25	1.24	8.30	4.22	
1920		.43	3.59									0
1921											2.26	7.92
1922	1.49	1.97	5.49	4.17	5.01	1.17	6.41	1.31	1.38	.51	5.05	3.71
1923	5.72	2.05	3.09	3.08	7.51	4.05	3.22	.31	5.68			3.41
1924	1.33	1.52	3.41	4.31		8.07	7.08	4.72	5.48	1.95	2.98	2.27
1925	2.10	1.43	.70	6.52		3.62	4.64	1.57		5.56		.64
1926	2.29		3.78	2.90	4.70	4.79	3.14	9.77			3.49	2.71
1927	3.81	2.33	4.28	9.83	7.08	6.23	6.30	7.81	4.92	3.63	4.35	2.42
1928	1.03	2.39	2.49	7.17	6.37	14.77	2.66	8.66	.32	2.10	5.01	2.88
1929	5.21	3.03	2.19	7.03	9.95	9.81	3.24	2.01	3.23	8.03	1.38	2.08
1930	4.83	2.66	.34	2.21	6.37	3.91	.58	1.25	6.22	5.08	3.54	2.56
1931	.88		3.54				6.75	4.99	1.01	6.36	3.98	.67
1932	6.39	1.15	3.01	2.71		6.16	3.42	.61	2.25	3.20	3.34	6.59
1933	4.04	2.70	2.85	7.58	8.54	1.13	2.63	5.76	6.40	4.74	2.09	1.66
1934	2.09	1.28	3.03	3.07	2.72	3.29	.55	3.03	7.85	2.80		1.37
1935	2.25	1.02	10.36	2.31	7.51	12.82	.65	3.02	3.31	4.77	5.73	2.09
1936	.05	1.25	.88	.91	3.98	1.05	.98	.41	10.54	4.05	1.63	2.31
1937	6.51	1.58	3.46	3.95	3.99	4.29	5.09	2.91	9.42	1.69	2.66	3.33
1938	3.68	7.29	4.82	4.32	8.92	5.00	2.96	.78	1.15	1.75	6.53	
1939	3.18	4.70	1.85	4.18	10.49	7.02	2.02	4.50	.40	3.29	3.07	
1940	.68	1.35	1.49	6.56	2.15	3.61	3.17	6.39	3.50	2.37	4.82	2.14
1941	4.55	1.59	.90	8.52	1.76	5.57	2.31	3.55	5.92	13.83	3.25	1.98
1942	2.42	2.04	1.19	6.23		7.16	.82	3.44	6.67	8.20	6.58	4.17
1943	.05	1.08	2.80	6.00	15.03	3.86	2.15	1.67	4.45	4.89	.93	2.82
1944	1.82	5.18	4.60	5.33	4.83	7.93	4.68	5.42	3.15	4.62	1.70	1.67
1945	1.15	7.06	8.07	9.48	6.92	9.74	3.54	.91	10.68	5.30	.43	1.16
1946	3.81	4.04	1.92	3.59	7.37	4.60	.74	1.01	2.02	2.27	8.90	4.57
1947	.55	.35	2.21	4.88	5.21	3.78	.81	.93	3.81	1.40	2.47	.67
1948	2.25	3.59	6.53	1.89	4.38	7.01	4.21	5.84	.06	1.35	2.66	2.31
1949	3.79	2.54	3.24	2.55	6.87	3.54	4.52	.97	4.06	3.93	.55	3.54
1950	3.48	2.78	1.60	3.55	8.03	5.43	9.09	6.80	4.58	1.29	0	.45
1951	2.50	6.36	1.97	3.00	1.98	8.30	2.78	1.23	8.08	4.31	6.23	.84
1952	2.03	1.80	3.28	2.92	1.91	.17	2.33	8.36	.60	.47	4.39	1.24
1953	.98	.69	5.66	4.33	2.77	0	3.89	1.12	1.09	2.22	.94	2.04
1954	2.00	1.25	3.00	2.91	5.21	1.03	2.31	1.98	4.22	4.44	1.21	5.55
Average	2.66	2.44	3.16	4.50	5.92	5.24	3.24	3.36	4.21	4.02	3.32	2.56
LEBANON												
1918	1.48	.70	1.15	7.98	3.90	7.24	1.94	5.96	3.34	3.95	4.12	2.69
1919	T	2.69	2.01	3.05	9.10	3.27	2.88	4.03	1.79	13.83	3.57	1.97
1920	1.58	1.39	4.37	2.07	5.82	1.46	5.32	5.37	8.77	5.37	.37	2.02
1921	3.86	.60	5.93	6.13	5.17	9.52	4.14	4.33	8.96	3.32	1.04	2.43
1922	1.55	2.01	6.75	5.43	1.92	.90	3.86	1.21	3.26	1.63	2.83	2.42
1923	2.34	.97	1.91	2.59	3.27	4.12	5.49	1.80	3.31	4.40	3.66	2.92
1924	2.99	2.73	2.84	3.39	5.67	6.61	4.80	9.51	4.70	.55	2.31	2.90
1925	2.40	.64	2.07	4.73	3.20	3.46	4.26	2.39	7.70	3.09	2.90	1.17
1926	1.41	1.74	2.58	1.65	2.08	5.20	2.44	7.91	9.14	6.50	3.77	2.35
1927	4.15	.78	7.90	9.52	7.13	11.61	5.58	12.39	2.19	4.35	7.28	1.32
1928	1.49	1.41	2.56	8.11	4.34	14.51	1.08	5.58	.54	1.96	3.22	2.81
1929	2.85	3.03	4.43	5.25	12.91	3.73	1.57	4.88	1.64	6.07	.52	1.02
1930	4.96	1.90	1.51	2.59	3.24	3.57	1.24	.94	6.74	4.04	1.32	1.23
1931	.64	4.56	3.50	2.92	7.81	.78	4.38	7.11	2.95	3.23	4.64	2.74
1932	5.40	1.60	2.86	2.99	3.36	3.88	6.97	6.17	.33	2.79	2.85	7.60
1933	2.55	1.00	5.76	4.99	11.51	1.46	3.27	4.62	8.17	5.38	1.33	1.64
1934	1.14	2.27	2.57	4.01	2.45	1.35	.61	3.18	5.00	1.98	5.01	2.57
1935	1.85	1.81	7.65	3.01	7.60	15.46	1.65	2.94	2.45	3.94	2.29	1.05
1936	.25	1.09	.58	3.78	4.34	1.66	2.58	1.51	9.90	3.54	1.99	
1937				5.35	4.17	8.32	2.98	2.43	.89	1.93	1.29	2.68
1938	2.77	3.89	3.96	4.17	6.50	2.69	3.57	.66	5.30	2.75	6.05	2.15
1939	1.89	3.07	3.39	5.73	6.47	3.94	3.18	4.77	1.81	1.89	3.98	1.08
1940	.77	1.03	3.29	4.44	1.17	8.61	2.28	10.54	.40	1.66	2.51	2.79
1941	3.20	.39	.37	7.22	2.80	3.57	1.41	2.39	7.84	11.13	2.11	2.18
1942	1.49	2.58	.67	5.40	5.70	7.72	2.60	2.57	5.36	4.02	5.32	5.96
1943	.14	1.19	3.00	3.96	12.05	7.59	.71	1.75	2.22	4.68	.70	1.62
1944	.80	2.89	2.69	3.75	4.40	1.23	4.34	10.35	4.18	1.26	1.41	1.37
1945	.79	3.87	8.36	9.23	5.36	5.48	2.49	2.67	15.03	3.54	.58	.84
1946	2.30	3.39	1.31	5.69	5.12	2.20	3.45	8.77	1.17	1.28	8.36	1.71
1947	.72	.37	3.13	8.26	2.78	5.20	1.76	1.15	3.77	3.16	1.54	1.43
1948	1.39	1.90	4.86	1.06	5.11	11.23	3.66	.69	.86	3.42	3.66	1.96
1949	5.97	2.41	4.92	1.59	5.84	10.96	3.75	5.00	4.07	8.58	.20	2.89
1950	5.56	2.24	2.37	3.36	8.28	4.31	2.43	5.13	.82	2.55	1.44	.33
1951	1.63	4.33	3.85	3.35	5.55	7.61	3.53	6.96	6.52	4.34	4.57	1.82
1952	1.46	3.06	3.71	4.15	1.95	1.30	2.77	7.99	.36	.57	3.47	2.78
1953	1.97	1.22	2.73	5.57	2.28	.20	2.61	2.33	.67	4.95	1.04	1.03
1954	2.26	2.17	1.54	2.74	5.56	2.18	1.39	3.33	1.97	5.76	1.46	4.08
Average	2.16	2.02	3.42	4.57	5.29	5.21	3.05	4.63	4.16	3.98	2.83	2.18

Year	Jan.	Feb.	Mar.	April	May	June	July	Aug.	Sept.	Oct.	Nov.	Dec.
MOUNTAIN GROVE												
1918	1.87	.22	1.65	7.39	7.03	5.01	2.02	3.70	3.39	1.51	4.09	4.49
1919	.99	1.98	2.37	2.27	7.95	9.49	4.43	3.20	1.96	10.35	4.41	.47
1920	2.18	.44	7.35	1.78	6.86		2.78	5.98	5.02	4.64	.25	2.34
1921	2.30	1.55	6.59	7.42	1.66	10.07	1.78	4.01	3.43	2.40	5.70	2.55
1922	1.04	2.61	6.20	7.26	3.21	1.57	3.77	1.00	1.55	1.89	3.14	3.60
1923	3.36	3.27	4.61	4.05	6.05	4.12	3.35	1.04	1.67	2.58	2.40	4.29
1924	1.06	.80	2.37	3.18	5.81	6.17	6.94	7.22	3.83	.51	1.63	6.70
1925	1.82	2.42	.87	5.07	1.83	3.45	3.22	3.15	12.38	5.74	2.72	1.26
1926	2.05	1.82	3.01	1.89	4.13	2.47	2.06	4.04	9.38	3.56	4.59	1.91
1927	4.35	.96	6.15	9.88	7.25	5.64	9.46	9.13	4.63	5.32	6.04	4.07
1928	1.49	2.28	2.37	8.61	3.59	13.31	.90	5.91	.14	3.35	4.22	2.39
1929	4.23	2.18	2.62	5.59	7.02	4.48	1.21	3.82	4.27	7.28	.93	2.02
1930	5.17	3.27	1.20	.97	7.32	1.95	1.50	1.97	6.10	4.57	3.82	1.82
1931	.78	3.46	4.15	3.82	2.96	2.23	1.50	6.15	1.28	3.02	4.14	2.99
1932	5.18	1.36	2.88	2.07	1.53	8.19	4.76	2.48	.75	5.68	1.69	4.16
1933	2.98	1.72	3.21	4.91	9.53	.77	3.11	4.09	4.06	2.47	1.42	2.23
1934	1.97	1.27	3.37	2.71	2.86	1.71	.38	4.24	6.20	2.29	3.62	1.94
1935	2.46	1.35	9.32	2.18	7.63	9.96	3.73	4.62	3.09	3.51	4.07	1.40
1936	.64	1.06	2.60	2.53	1.67	3.25	2.47	.47	7.45	3.50	3.12	2.13
1937	7.02	1.54	1.81	4.85	3.59	7.02	4.52	.98	1.70	2.51	2.64	3.82
1938	5.55	5.95	3.77	4.72	8.37	4.84	1.28	.25	2.51	4.16	7.41	1.63
1939	4.71	4.02	2.35	6.27	3.70	3.44	3.93	3.66	.76	3.57	2.30	1.88
1940	1.35	1.49	3.60	5.75	1.27	3.55	1.72	3.72	1.22	1.88	3.40	3.53
1941	2.84	.87	.67	7.67	4.07	2.86	6.17	1.81	6.46	9.99	2.28	2.43
1942	2.33	3.21	1.21	5.09	6.85	6.90	1.20	3.27	5.41	5.39	5.06	5.32
1943	.18	.97	3.60	3.77	11.04	6.40	1.32	.83	1.45	3.94	.69	2.39
1944	.66	3.33	2.59	3.39	4.05	1.12	2.82	8.24	2.95	1.91	1.82	1.34
1945	.94	6.37	8.41	10.27	5.46	9.71	.90	1.25	9.01	2.78	1.60	1.10
1946	3.89	5.04	2.54	4.12	9.01	1.41	2.26	4.04	1.03	2.61	9.62	3.70
1947	.74	.27	1.79	6.74	3.59	4.16	3.93	1.32	4.47	5.04	3.29	.73
1948	3.52	2.48	4.34	.83	3.34	8.37	2.40	2.10	1.67	2.68	2.75	2.43
1949	6.47	3.57	2.95	1.31	6.68	4.61	4.70	1.22	4.87	7.51	.24	3.21
1950	6.35	3.01	2.47	4.02	10.08	3.70	1.91	5.55	1.48	.64	1.92	.48
1951	2.68	5.81	4.77	4.77	2.71	8.09	6.09	5.92	4.07	5.44	6.85	1.10
1952	1.44	2.57	4.57	3.49	2.83	.58	3.57	3.01	.70	1.21	4.39	2.07
1953	2.00	.92	4.85	3.42	1.91	.12	1.60	.85	.16	1.89	1.53	1.18
1954	1.66	1.62	2.60	2.34	3.09	2.31	2.70	2.23	2.53	4.40	1.84	5.28
Average	2.70	2.35	3.56	4.50	5.06	4.68	3.04	3.42	3.60	3.83	3.28	2.60

SOUTHEAST DISTRICT

Year	Jan.	Feb.	Mar.	April	May	June	July	Aug.	Sept.	Oct.	Nov.	Dec.
SALEM												
1918	2.41	.65	1.17	8.75	4.91	3.32	1.80	4.82	3.08	2.67	3.60	3.87
1919	.20	2.14	1.95	1.49	5.75	7.58	1.29	3.03	2.80	11.07	2.64	.39
1920	2.53	1.45	5.26	2.76	6.49	.67	2.44	9.06	6.26	4.72	.49	2.76
1921	2.31	.79	7.61	5.72	3.56	5.10	2.93	5.97	6.05	2.75	4.71	3.20
1922	1.12	2.13	7.95	8.27	1.76	3.57	3.18	4.06	1.23	2.98	3.28	5.14
1923	3.18	2.39	4.23	3.83	6.59	7.82	2.93	3.01	3.68	3.59	2.02	4.51
1924	1.26	2.08	3.36	3.67	5.28	6.26	6.79	7.11	5.39	.52	2.61	5.40
1925	1.55	1.85	1.15	4.29	2.49	4.76	2.60	4.31	6.46	3.71	3.36	2.55
1926	2.36	3.22	3.58	1.94	3.44	2.18	1.50	4.87	5.13	4.59	4.48	1.30
1927	4.29	.93	7.45	7.75	10.79	5.67	4.04	4.83	2.66	3.68	5.90	2.35
1928	1.82	2.23	1.80	6.43	5.26	10.91	2.15	5.10	.13	1.87	2.92	1.70
1929	3.10	1.74	3.32	4.60	8.21	6.73	3.88	4.71	2.89	7.59	.86	3.48
1930	5.93	3.12	2.19	1.47	2.68	1.65	.79	2.17	3.44	3.04	2.08	1.53
1931	1.17	2.65	3.17	3.17	3.93	1.62	2.81	2.68	2.43	3.61	4.13	3.69
1932	3.68	1.13	2.63	1.25	1.86	4.18	2.57	5.12	1.30	5.45	1.34	3.04
1933	1.80	1.79	2.53	4.90	9.21	.48	1.75	2.19	3.62	3.34	1.28	1.90
1934	1.43	1.59	3.19	4.08	4.20	2.00	1.23	4.36	10.09	2.37	3.00	2.42
1935	2.32	1.43	7.34	2.70	5.28	12.80	3.43	3.42	3.13	3.77	3.98	1.09
1936	.42	1.10	1.59	2.09	1.81	4.86	2.60	1.90	8.18	3.04	3.03	1.90
1937	6.01	1.61	1.81	5.03	4.81	2.62	2.10	.60	3.66	2.12	1.55	4.20
1938	3.20	4.94	6.50	3.88	7.68	6.12	4.84	1.30	2.62	1.03	6.43	2.29
1939	3.34	4.68	3.54	8.21	3.97	6.35	1.71	8.91	1.64	2.34	2.90	1.92
1940	1.08	1.22	3.88	7.02	2.78	4.96	.58	4.74	.58	2.55	5.16	3.52
1941	2.48	.52	.69	6.09	3.43	1.57	2.04	1.78	9.42	9.55	2.41	2.07
1942	2.22	3.63	1.07	3.29	7.09	8.26	2.69	1.71	3.37	3.72	4.16	8.50
1943	.12	.93	4.28	4.11	8.90	5.84	1.50	2.78	3.38	3.74	1.38	1.71
1944	.54	3.36	2.90	3.81	8.18	1.04	2.24	4.51	3.51	.68	1.90	1.34
1945	1.08	5.19	10.30	9.74	4.93	10.80	2.47	.34	11.31	5.29	1.58	.72
1946	2.80	4.23	3.21	4.45	6.15	1.23	2.30	9.66	3.08	1.67	8.45	2.89
1947	.97	.29	2.42	8.02	3.39	5.69	2.89	.93	2.81	5.96	2.75	2.76
1948	1.27	2.27	5.74	2.14	4.89	8.69	6.39	1.96	.84	3.86	4.42	2.14
1949	6.00	3.52	5.90	1.97	5.58	6.43	3.28	3.54	7.08	8.53	.18	4.09
1950	7.33	2.62	3.19	3.85	8.21	3.73	2.66	5.23	1.88	.94	2.25	.89
1951	2.59	6.33	3.31	3.38	4.69	9.08	8.14	3.73	4.41	3.95	5.76	1.68
1952	1.08	1.86	4.07	4.59	2.82	.56	4.14	4.46	.60	1.31	4.62	1.76
1953	1.53	1.20	3.85	3.78	2.86	.68	.31	.63	.41	1.88	1.29	.73
1954	1.63	1.56	2.20	1.70	6.27	5.01	.81	6.45	1.83	6.19	1.25	5.34
Average	2.38	2.28	3.79	4.44	5.14	4.88	2.75	3.94	3.71	3.77	3.08	2.72
BIRCH TREE												
1918	3.33	.86	.45	4.91	7.88	3.62	1.35	3.87	5.47	3.17	2.29	4.21
1919	.70	1.73	2.31	2.45	4.40	6.14	1.26	2.37	2.49	6.69	5.65	.40
1920	3.69	.71	6.70	3.02	6.55	.93	2.91	3.44	5.42	4.13	1.72	2.55
1921	4.06	2.03	8.00	7.20	1.97	5.41	2.12	7.15	4.20	1.78	8.62	2.64
1922	1.42	2.18	7.21	4.55	1.95	1.68	4.30	2.02	.69	1.35	4.02	4.35
1923	5.84	4.05	5.66	3.26	6.99	5.19	3.43	3.35	2.54	2.73	2.06	5.14
1924	1.54	1.83	2.00	1.94	6.22	5.78	5.53	4.42	2.01	0	2.84	2.35
1925	1.98	2.59	1.48	5.89	1.20	2.39	3.44	2.97	8.03	8.77	3.98	1.85
1926	2.16	1.82	3.35	1.96	4.13	1.36	5.00	4.41	5.58	7.53	3.07	3.58
1927	5.91	1.03	5.74	10.98	6.39	6.51	5.12	9.76	4.71	1.83	5.54	5.62
1928	1.90	2.54	1.93	7.30	1.94	13.56	1.56	7.41	1.35	3.93	4.85	2.63
1929	5.09	2.36	1.58	5.51	7.80	4.29	3.65	7.10	3.54	6.48	1.01	3.17
1930	5.47	3.93	1.75	1.71	6.63	1.00	.84	2.69	4.83	7.09	2.11	1.13
1931	1.26	3.77	5.68	3.99	4.90	3.35	.43	7.95	2.68	2.73	5.94	3.61
1932	5.51	1.31	2.97	1.59	1.14	2.91	4.12	4.20	1.85	6.49	1.20	5.50
1933	3.77	2.22	3.30	7.19	9.80	.75	1.77	3.15	5.53	3.94	1.28	2.86
1934	1.39	2.02	2.92	2.65	1.17	3.45	1.48	6.18	7.74	1.60	3.52	3.00
1935	4.06	1.46	9.82	1.66	8.42	11.82	4.39	1.41	2.85	3.90	3.37	1.83
1936	.56	1.61	1.44	2.04	1.16	3.26	1.62	2.45	5.83	5.60	1.48	3.84
1937	8.06	1.75	.99	5.20	3.08	6.47	3.60	1.13	3.41	3.24	2.24	3.76
1938	3.67	5.96	5.85	4.27	4.44	6.53	6.31	.79	1.32	.54	5.17	3.18
1939	4.94	4.22	3.59	6.69	6.29	6.34	2.07	2.77	1.88	2.14	4.41	1.85
1940	.99	1.11	2.66	6.51	1.01	2.94	.96	7.95	.53	1.39	4.88	4.17
1941	2.57	.85	.97	2.18	2.43	3.44	2.43	2.76	5.33	10.79	3.43	2.44
1942	4.02	2.83	2.71	3.64	7.52	4.99	1.71	4.94	2.50	4.45	7.12	5.45
1943	.13	.90	2.74	3.57	10.29	2.74	2.31	.25	1.42	2.35	1.16	2.26
1944	1.02		2.83	6.46	9.26	2.43	2.27	3.12	1.69	.89	3.27	2.73
1945	1.37	10.31	10.44	9.27	4.51	10.01	1.40	3.32	8.78	1.95	2.17	1.00
1946	4.71	3.98	4.96		11.93							3.32
1947	1.52	.53	1.61	5.87	2.39		1.97	2.73	3.54	2.94	4.03	1.79
1948	4.26	2.49	3.40	3.69	4.60	6.27	4.48	3.47	2.28	2.04	6.95	4.27
1949	12.33	4.09	5.22	1.63	5.39	5.40	4.17	4.58	4.80	8.46	0	3.58
1950	7.28	3.19	2.56	4.33	8.46	2.63	2.60	7.03	3.51	.99	2.48	.60
1951		7.03	2.94	4.06	2.25	9.66	7.82	3.64	4.45	5.92		
1952	1.02	2.18	5.77	5.26	5.28	.56	7.28	1.46	2.10	1.17	6.79	1.91
1953	2.08	1.88	5.72	4.39	3.44	2.00	.95	.95	.21	1.23	1.97	1.38
1954	4.11	2.63	3.09	2.33	7.06	1.48	1.56	3.18	3.03	4.79	.70	6.72
Average	3.44	2.66	3.84	4.42	5.14	4.49	3.00	3.90	3.56	3.75	3.46	3.08

Year	Jan.	Feb.	Mar.	April	May	June	July	Aug.	Sept.	Oct.	Nov.	Dec.
KOSHKONONG												
1918	4.79	.87	.57	4.82	9.99	4.78	1.33	4.70	4.71	3.89	2.82	6.37
1919	.96	2.55	3.53	3.94	2.74	8.26	1.24	1.93	1.87	7.53	7.85	.54
1920	4.31	1.23	8.09	3.14	7.26	1.56	5.87	5.46	4.85	4.89	.81	2.63
1921	1.97	2.40	8.58	7.84	1.94	3.64	2.69	5.11	4.02	1.73	8.39	1.90
1922	2.46	3.49	7.57	4.47	1.76	.99	3.86	3.20	.63	2.33	3.74	5.21
1923	6.08	2.75	6.36	5.17	7.77	4.56	2.65	1.16	3.23	3.92	2.14	4.25
1924	2.01	2.66	2.89	3.99	4.08	7.44	3.16	7.93	3.73	.26	1.92	4.32
1925	1.99	2.26	1.20	3.47	1.00	5.99	2.70	1.32	10.28	8.53	4.86	1.72
1926	2.61	2.01	4.42	2.34	1.90	1.77	3.88	7.01	4.91	4.64	4.52	3.93
1927	7.07	1.68	4.32	13.70	6.99	6.93	4.86	5.47	4.83	1.59	3.89	7.84
1928	1.55	2.23	2.70	9.43	3.16	13.45	5.29	3.09	.58	3.92	5.15	3.83
1929	6.05	4.06	2.13	6.92	6.44	5.12	2.47	2.88	4.37	5.55	1.11	4.56
1930	7.28	3.25	2.39	1.43	5.19	1.79	.04	4.01	4.35	6.36	2.97	1.88
1931	1.92	4.25	5.42	2.53	3.87	1.12	4.21	3.66	2.07	1.28	4.61	3.98
1932	4.70	2.45	2.00	2.50	1.31	2.26	3.56	.95	1.79	5.98	1.28	6.64
1933	3.36	2.69	4.72	6.64	9.31	1.31	4.44	9.62	5.20	2.14	1.36	3.19
1934	1.87	2.03	3.68	2.97	2.92	1.25	.29	4.96	4.95	1.43	3.45	2.71
1935	4.96	1.83	10.20	1.83	8.98	9.71	2.51	2.45	4.35	4.89	3.60	2.55
1936	.92	1.90	1.26	3.46	.88	1.55	2.77	.70	7.88	5.74	1.81	4.87
1937	11.02	2.06	1.08	3.09	3.56	5.98	3.49	4.65	3.51	3.42	3.08	3.76
1938	3.00	5.68	5.82	3.79	5.35	4.34	3.57	2.73	2.06	.53	4.98	3.06
1939	5.46	4.57	4.10	6.78	6.40	3.20	.94	2.55	1.59	2.65	2.97	2.16
1940	1.69	1.31	2.23	8.53	1.53	3.68	2.57	9.13	.52	1.15	5.10	3.24
1941	3.26	1.17	.95	2.16	1.81	3.43	5.62	3.50	4.48	10.55	2.89	2.77
1942	3.27	2.92	3.66	6.56	9.47	5.35	1.94	8.22	6.25	3.74	7.42	5.50
1943	.04	2.66	2.66	2.15	8.20	3.27	.22	.11	1.36	2.61	.56	2.41
1944	1.33	4.50	4.03	5.97	5.58	2.53	3.81	3.18	1.59	1.65	2.91	4.46
1945	1.32	9.85	12.68	9.53	6.15	13.47	1.55	2.16	11.19	2.24	2.63	1.18
1946	4.83	6.94	4.14	4.60	12.54	2.06	3.36	1.88	1.32	1.74	8.25	3.95
1947	3.08	.83	1.81	5.24	4.23	2.28	2.63	.46	1.37	2.51	4.15	2.71
1948	4.16	4.03	4.52	3.21	3.90	9.73	2.12	1.25	1.53	1.40	5.99	5.30
1949	11.31	4.57	4.67	1.77	4.40	5.06	6.28	2.42	4.64	7.80	.11	3.76
1950	8.99	4.29	2.70	3.72	11.74	5.80	7.31	7.40	3.29	2.26	2.87	.98
1951	5.45	6.80	4.47	4.75	2.29		7.08	4.09	5.64	6.22	6.01	1.79
1952	3.50	2.35	6.47	5.59	3.44	.29	4.12	2.53	4.69	.46	7.38	2.15
1953	2.31	2.29	5.37	4.82	4.16	1.29	.59	.80	.23	.99	2.33	1.15
1954	4.81	2.87	3.59	3.46	5.74	1.48	1.63	1.08	1.79	2.80	.64	5.25
Average	3.94	3.15	4.24	4.76	5.08	4.35	3.12	3.62	3.66	3.54	3.88	3.47
POPLAR BLUFF												
1918	4.75	.66	.55	7.00	7.57	3.15	.74	2.10	6.51	5.13	3.03	8.65
1919	1.42	1.56	4.74	2.19	4.88	6.08	1.23	7.67	5.01	9.25	6.47	1.19
1920	5.20	1.28	6.10	3.41	5.63	2.94	5.16	5.20	7.05	3.83	.11	4.44
1921	1.58	.94		6.29	2.56	3.10	.83	3.27	2.77	.96	7.46	1.89
1922	2.02	4.28	6.90	4.45	1.01	2.04	3.28	2.33	.53	.95	4.10	4.80
1923	7.55	2.89	8.30	6.08	8.52	7.63	2.37	1.57	4.96	3.84	3.96	4.67
1924	2.65	2.19	2.16	2.22	6.76	2.62	4.92	3.42	1.82	.10	1.92	2.75
1925	1.53	2.19	1.92	2.68	.54	3.45	1.23	2.07	9.27	8.36	5.33	1.33
1926	3.40	2.42	3.79	2.67	3.71	1.02	5.55	8.94	4.89	2.81	4.21	4.72
1927	9.46	1.83	7.30	12.89	13.10	3.06	5.25	6.87	6.93	1.58	4.54	4.95
1928	1.93	3.38	2.07	7.22	3.29	14.93	1.97	6.58	.67	5.70	6.80	3.00
1929	8.61	4.49	5.12	5.19	8.16	2.68	7.72	6.82	3.18	2.84	2.07	5.46
1930	7.85	3.70	2.55	1.29	3.43	.94	.50	3.59	6.34	3.21	2.70	1.73
1931	1.43	3.62	6.03	2.47	3.76	1.48	5.02	5.55	1.87	2.18	6.09	5.09
1932	7.29	4.13	3.24	2.39	.85	3.23	4.57	6.23	2.92	5.49	2.12	9.87
1933	3.05	3.19	4.76	5.79	6.70	.63	1.70	5.27	6.86	2.26	1.68	3.21
1934	2.43	2.05	5.05	2.65	.51	4.87	.14	6.05	4.07	2.35	5.99	3.71
1935	4.70	1.50	10.16	5.37	9.88	9.27	1.77	1.26	3.00	4.82	2.12	2.55
1936	.66	1.65	1.42	5.04	1.99	.65	4.00	.53	10.82	5.59	2.68	3.91
1937	13.11	2.16	1.42	4.29	2.12	7.08	7.62	1.00	4.71	4.68	2.77	2.90
1938	3.97	4.53	8.46	3.05	4.49	5.73	7.33	1.70	1.54	.68	4.08	1.88
1939	5.26	6.56	4.23	6.13	3.05	3.13	2.06	2.66	1.32	2.94	2.22	2.24
1940	2.30	2.52	3.25	7.96	2.58	3.31	3.18	4.75	.57	.59	4.98	4.00
1941	3.68	.71	.71	2.54	3.27	2.71	6.35	4.02	1.01	8.13	2.58	4.16
1942	5.24	2.36	1.74	6.12	3.82	4.16	.64	11.19	3.30	3.22	4.82	2.61
1943	.18	1.03	7.32	3.79	7.13	3.34	.95	.68	4.37	3.74	.86	2.14
1944	.65	5.30	3.44	10.90	4.33	1.17	2.09	3.19	1.96	1.06	2.60	3.77
1945	1.43	7.65	10.84	7.32	6.26	12.56	1.75	3.20	9.62	1.21	2.38	1.50
1946	3.54	5.23	2.79	4.30	11.47	1.48	3.25	3.87	4.38	4.33	7.62	2.94
1947	1.06	.19	1.91	5.52	5.26	6.64	1.00	1.24	2.50	4.54	3.25	2.46
1948	2.35	3.55	5.05	4.31	2.84	7.40	1.09	.88	3.47	1.78	8.12	4.87
1949	8.46	4.89	4.83	1.62	3.50	5.82	3.24	2.02	3.05	11.02	.70	5.98
1950	12.12	5.45	5.03	3.93	8.43	4.33	3.26	5.35	4.12	2.31	3.61	1.09
1951	4.61	6.71	4.51	3.38	2.18	9.72	9.42	1.02	5.54	2.24	6.72	2.61
1952	2.25	3.18	7.36	4.15	3.53	.48	1.25	2.74	.91	.91	5.15	3.49
1953	2.72	1.84	6.37	4.20	2.96	1.11	1.25	.68	.45	2.15	1.78	2.02
1954	4.24	2.96	2.50	1.84	7.11	3.56	1.43	1.41	4.21	2.27	1.61	6.86
Average	4.18	3.10	4.55	4.66	4.78	4.26	3.11	3.70	4.04	3.48	3.73	3.66

MISSOURI AGRICULTURAL EXPERIMENT STATION

Year	Jan.	Feb.	Mar.	April	May	June	July	Aug.	Sept.	Oct.	Nov.	Dec.
JACKSON												
1918	2.51	.92	.91	6.01	11.53	3.05	.21	2.82	4.96	3.19	2.04	7.84
1919	1.41	1.43	4.67	2.68	5.22	8.90	2.18	4.99	4.70	8.35	6.91	.87
1920	2.61	1.99	8.74	2.69	6.29	2.32	4.46	3.62	1.68	2.90	.43	4.15
1921	2.84	1.83	3.45	5.55	4.28	5.49	1.70	4.73	5.14	.91	9.45	3.74
1922	1.95	2.36	8.63	4.70	2.23	3.53	6.70	3.87	5.41	2.93	2.71	2.13
1923	5.85	3.66	6.16	4.12	11.31	3.63	1.56	6.13	3.78	4.07	2.84	5.47
1924	1.99	2.98	2.50	2.35	4.83	5.84	5.73	3.10	3.08	.18	2.39	4.18
1925	1.57	3.38	2.30	3.38	.82	6.98	.98	.85	7.16	8.64	5.66	1.15
1926	2.54	2.76	3.33	2.11	1.20	2.43	3.27	4.84	4.23	3.75	4.03	3.24
1927	6.36	1.13	8.47	10.44	9.58	3.53	6.00	2.55	3.44	3.42	5.63	5.67
1928	1.32	3.42	1.80	6.42	3.46	22.00	1.06	5.04	.07	6.32	6.45	3.48
1929	6.77	2.85	3.55	6.22	6.84	5.81	5.55	3.49	5.40	1.62	2.38	1.82
1930	8.66	3.00	1.57	2.18	2.16	1.30	1.16	1.46	7.08	1.28	2.51	1.78
1931	1.02	3.40	3.88	3.98	4.14	.97	1.84	6.26	1.87	2.04	5.48	5.53
1932	6.00	3.15	3.85	3.57	.96	4.17	.54	9.90	3.69	5.95	1.74	8.34
1933	4.63	3.26	6.15	6.21	11.21	.07	4.40	2.25	5.36	3.12	1.16	2.09
1934	1.82	1.24	3.76	4.17	.92	3.49	1.46	4.37	7.89	3.07	7.99	2.74
1935	3.68	1.35	10.22	1.63	7.90	8.73	2.33	1.27	4.37	4.37	3.62	1.60
1936	.87	2.35	2.78	4.15	2.65	3.40	.98	.32	3.45	2.98	2.53	5.45
1937	15.05	1.61	1.61	5.89	3.18	5.09	2.57	3.08	4.53	4.76	2.35	2.99
1938	3.70	5.52	6.15	2.54	5.83	5.86	3.22	2.69	.87	1.32	3.32	2.39
1939	5.73	6.82	5.41	6.46	2.82	2.87	3.13	2.53	1.28	1.92	2.04	2.29
1940	1.49	3.68	4.26	6.92	2.82	1.40	1.72	3.77	1.32	1.13	4.73	4.37
1941	4.17	1.01	1.29	3.35	1.60	1.84	2.59	5.44	3.65	7.02	2.53	4.18
1942	4.34	4.71	3.56	4.45	5.07	6.00	1.53	5.27	1.32	3.63	7.37	2.76
1943	.33	1.40	6.80	2.32	9.77	2.42	.88	6.83	5.97	2.29	1.81	2.67
1944	.61	4.23	3.89	8.27	2.90	1.01	1.77	4.23	2.72	.42	2.26	2.93
1945	1.83	8.09	15.91	9.19	5.08	8.28	.76	6.80	12.19	3.97	4.74	2.31
1946	4.26	5.00	1.64	4.89	8.69	1.48	3.03	5.42	1.60	2.69	5.96	2.87
1947	1.84	.30	2.74	6.25	3.62	5.86	2.13	2.70	3.59	4.41	2.97	4.17
1948	2.34	3.49	5.70	4.07	5.60	5.76	2.38	2.32	2.66	2.64	6.25	4.63
1949	9.96	3.60	6.75	.97	5.09	5.45	4.20	.82	3.66	9.31	.34	5.91
1950	15.43	6.12	4.79	8.08	5.32	4.30	1.41	10.22	3.70	1.57	3.85	.91
1951	4.98	5.86	3.16	3.08	1.98	6.63	3.28	3.73	7.99	5.27	6.58	3.43
1952	2.64	3.21	6.74	3.94	2.64	1.73	1.79	5.96	3.32	.79	4.06	2.71
1953	2.51	1.67	6.63	4.97	3.53	2.84	1.09	1.11	.10	1.55	1.02	1.20
1954	4.59	2.78	1.71	1.96	3.14	4.45	1.41	5.72	4.14	3.35	1.15	7.50
Average	4.06	3.12	4.74	4.60	4.68	4.56	2.46	4.06	3.98	3.44	3.76	3.56
SIKESTON												
1920										4.21	.62	6.41
1921	2.04	2.71	5.48	6.53	3.12	5.50	2.44	3.52	6.28	.84	8.04	2.73
1922	1.85	3.83	7.97	4.18	2.64	1.06	2.45	6.22	.86	2.80	3.40	5.14
1923	7.82	2.91	6.46	4.69	7.98	3.64	2.88	2.17	2.72	3.89	4.25	5.91
1924	2.02	2.28	2.28	2.34	4.85	2.78	5.62	2.25	2.93	.09	2.69	1.46
1925	1.67	1.85	2.52	2.68	.63	5.03	2.03	1.27	8.67	11.23	5.60	.60
1926	4.04	1.81	3.82	3.55	1.40	1.77	8.65	12.70	2.23	3.34	4.76	4.24
1927	9.99	1.03	5.63	13.87	13.34	9.48	4.31	2.62	9.82	1.49	5.94	3.19
1928	2.19	2.41	6.71	6.71	16.88	2.16	4.77	.14	6.04		3.28	
1929	6.83	4.58	3.44	4.46	8.73	3.47	3.57	3.80	6.29	1.31	4.47	4.35
1930	10.91	2.63	3.16	.90	2.72	.82	.43	.62	4.13	2.08	2.35	2.43
1931	1.58	4.63	4.36	3.32	3.67	3.24	6.55	3.25	1.45	2.05	5.65	3.68
1932	7.35	5.25	4.50	2.51	1.07	2.92	2.59	2.19	11.06	3.22	1.52	7.50
1933	4.23	4.05	6.78	5.21	8.25	1.20	7.26	3.80	11.23	3.13	1.32	2.86
1934	1.63	1.28	4.29	2.87	1.13	1.98	1.76	4.43	5.45	3.76	10.04	3.65
1935	4.83	1.80	14.61	3.96	6.62	7.51	2.24	2.06	1.79	3.59	2.35	1.92
1936	.74	1.86	3.48	4.23	2.87	.61	4.45	.35	5.93	4.45	1.70	3.83
1937	14.48	1.44	2.00	5.84	5.30	4.83	1.63	1.10	6.18	5.46	2.14	3.37
1938	4.35	3.83	9.54	1.83	3.07	3.19	7.24	.81	1.08	1.29	4.64	1.84
1939	5.50	8.71	5.19	6.60	3.22	2.29	2.92	3.17	1.34	2.43	1.84	2.19
1940	2.65	6.84	3.55	7.39	2.88	3.87	4.19	3.12	1.68	.56	5.60	3.88
1941	3.06	.72	.45	1.54	2.92	1.81	2.80	5.86	1.76	7.59	2.93	4.94
1942	4.04	3.99	4.58	4.60	3.26	3.15	.32	6.27	.81	2.39	5.57	2.64
1943	.18	1.09	4.80	3.86	5.69	6.73	1.26	2.43	5.90	1.32	1.24	3.20
1944	1.16	5.11	5.63	9.16	2.81	2.37	1.17	4.22	1.98	.15	3.12	5.37
1945	2.50	5.98	9.52	8.21	6.68	16.33	2.16	3.43	6.16	2.18	4.81	2.05
1946	5.50	6.07	2.17	5.37	11.72	.91	3.51	3.34	3.06	2.44	6.36	3.17
1947	2.90	.35	2.35	6.40	4.85	4.54	1.65	1.67	4.02	4.30	5.61	2.51
1948	3.88	3.65	6.08	2.26	2.06	4.25	3.68	1.06	5.63	1.26	7.96	4.40
1949	12.62	5.33	7.02	.96	2.90	5.71	1.80	3.25	1.89	8.08	.60	5.89
1950	15.83	8.62	6.80	5.13	6.31	2.39	3.72	3.39	3.78	2.74	4.15	2.39
1951	6.20	5.78	3.30	3.81	.60	11.71	2.80	1.60	5.25	1.91	9.76	6.41
1952	4.92	4.39	6.73	2.65	3.19	.93	2.59	1.75	3.20	1.24	2.84	
1953	4.46	2.05	6.38	4.34	2.47	1.22	3.76	.92	.42	2.31	1.11	3.43
1954	4.66	2.54	3.32	2.18	5.35	4.97	.39	5.28	2.34	3.69	.68	7.03
Average	4.96	3.60	5.10	4.53	4.37	4.38	3.14	3.20	4.04	3.11	3.99	3.76

Year	Jan.	Feb.	Mar.	April	May	June	July	Aug.	Sept.	Oct.	Nov.	Dec.
CAIRO, ILL.												
1918	3.47	1.03	1.56	6.18	5.15	3.33	.74	1.62	5.29	3.07	1.34	6.12
1919	1.15	1.25	6.61	4.78	3.53	4.61	1.51	3.41	1.80	5.97	6.47	2.16
1920	3.48	1.68	3.94	3.35	5.02	2.10	2.82	2.48	2.19	2.09	.70	5.10
1921	2.27	3.72	4.26	3.67	1.68	1.83	.98	4.29	4.80	.82	11.18	3.02
1922	1.48	2.81	8.40	3.35	2.65	1.44	4.49	.98	1.41	2.54	1.98	3.27
1923	7.01	2.57	5.00	4.02	5.10	3.30	2.01	2.48	3.48	2.43	3.59	4.92
1924	2.67	1.47	1.28	2.49	5.64	4.78	3.73	2.84		.14	1.81	3.76
1925	1.21	2.82	2.19	1.66	.86	5.95	2.08	.60	6.21	10.53	4.59	.57
1926	3.50	1.78	2.79	3.02	2.26	.60	3.22	12.02	4.30	3.43	4.49	4.15
1927	8.16	1.36	8.07	9.59	10.18	5.89	2.63	1.57	7.33	2.18	4.52	2.66
1928	1.65	2.58	1.23	5.76	1.75	15.70	1.43	3.95	.14	5.13	3.30	3.26
1929	4.98	4.20	3.54	2.97	5.19	3.76	1.28	3.29	5.44	1.08	2.51	4.12
1930	9.44	2.53	2.54	.79	2.49	1.59	.04	.76	2.65	1.05	1.83	1.97
1931	1.77	3.38	4.20	4.00	2.99	3.13	1.97	7.14	1.19	2.66	5.35	4.15
1932	7.02	4.43	4.19	3.28	.50	1.78	2.58	3.79	5.67	3.56	2.65	6.88
1933	3.78	3.77	6.39	3.68	9.02	.91	7.49	4.41	7.81	2.75	1.23	2.60
1934	1.28	2.01	3.86	1.69	1.59	.92	3.41	2.70	6.02	2.68	8.45	3.30
1935	4.74	1.34	12.00	3.69	4.83	7.51	1.86	5.99	1.23	5.00	1.70	1.99
1936	.95	2.01	4.04	3.79	1.72	2.18	2.64	.12	3.57	3.81	2.78	4.06
1937	15.45	1.57	1.36	4.39	4.92	3.06	1.53	.42	3.18	4.47	1.99	3.04
1938	4.27	2.88	12.40	1.27	2.71	3.32	7.47	1.56	.99	1.16	3.25	1.35
1939	4.15	7.70	4.78	4.95	3.62	2.56	1.36	1.22	1.20	1.47	2.22	1.75
1940	2.64	3.51	3.25	7.92	1.92	3.17	1.39	.77	1.75	.73	4.09	2.92
1941	2.33	.71	.58	2.06	1.77	1.18	2.54	4.06	1.58	7.66	1.42	3.90
1942	3.12	4.52	3.07	4.19	3.21	3.51	.62	5.05	.96	1.96	5.23	2.18
1943	.33	1.11	5.06	3.24	6.11	2.69	2.08	1.48	4.26	1.61	1.17	2.56
1944	.74	4.63	5.12	6.50	3.79	2.04	1.11	4.40	1.86	.63	2.60	4.89
1945	2.13	5.92	9.22	8.27	6.94	10.17	.84	3.28	6.30	1.97	5.12	1.82
1946	4.80	5.73	1.74	4.61	11.15	3.01	2.68	5.25	1.27	2.69	6.01	3.54
1947	2.80	.55	2.44	6.30	5.71	4.37	1.06	.87	2.40	4.80	3.77	4.15
1948	1.55	3.25	6.62	1.53	1.97	5.16	3.77	.85	4.70	1.59	8.25	5.03
1949	13.16	6.01	7.00	.95	3.64	5.55	4.41	3.21	1.64	6.55	.79	5.54
1950	14.95	8.88	4.98	4.40	6.84	4.04	5.43	6.81	3.29	2.06	6.13	2.59
1951	6.81	6.24	2.90	3.99	2.40	10.24	2.22	2.05	4.52	1.94	8.02	7.99
1952	5.36	4.69	7.25	3.06	3.08	.76	5.47	8.13	4.90	1.25	1.98	3.37
1953	4.54	2.27	7.77	3.51	3.31	2.21	1.83	1.54	.47	2.59	1.38	2.41
1954	4.87	2.47	2.14	3.28	4.67	3.87	3.26	4.52	3.56	4.00	.70	
Average	4.43	3.24	4.40	4.06	3.76	3.65	2.67	3.30	3.20	2.96	3.35	

CARUTHERSVILLE												
1918	7.18	1.45	1.24	4.83	8.56	4.16	.65	4.87	6.36	2.87	2.60	7.33
1919	2.81	2.16	8.67	5.50	7.94	4.22	1.28	5.10	2.02	7.26	7.23	4.30
1920	7.91	2.64	3.39	6.06	4.71	4.93	3.71	3.33	4.20	4.44	.96	6.49
1921	1.98	5.52	7.13	6.07	1.88	2.56	3.95	1.79	4.32	.46	7.57	2.30
1922	2.57	3.22	13.29	4.35	3.06	1.81	7.75	.91	2.95	2.80	3.84	5.10
1923	7.30	3.70	6.98	3.84	10.13	6.66	3.27	2.30	6.80	2.53	3.75	6.17
1924	4.44	2.77	2.16	2.86	7.03	3.88	2.48	1.00	3.20	.75	4.11	
1925							1.65	1.01	4.78	8.95	6.65	.57
1926	5.55	2.12	5.53	2.67	4.42	1.30	2.12	5.98	1.80	4.01		
1927	5.06	1.64	8.21	16.46	6.31	5.69	3.28	3.55	4.79			
1928		2.29	2.33	4.81	3.64	10.90	1.36	5.48		7.18	3.32	4.61
1929	3.57	2.85	5.08	6.03	6.25	3.04	6.38	3.54	2.89	2.10	3.08	3.36
1930	13.58	3.08	4.50	2.35	5.48	5.12	1.08	2.78	.74	3.45	2.15	2.82
1931	1.17	2.49	3.81	2.65	1.62	1.01	4.65	8.30	1.60	1.35	7.27	9.32
1932	9.14	3.98	4.84	5.79	1.61	1.57	1.66	3.10	7.66	2.88	2.17	7.56
1933	5.47	1.88	10.39	4.41	5.56	.25	4.84	3.98	8.39	3.98	1.30	3.78
1934	1.84	2.05	7.33	2.18	4.64	5.95	2.31	9.35	5.10	.78	8.94	3.24
1935	4.44	1.50	10.66	2.16	5.96	4.73	2.78	.92	1.80	2.79	2.48	1.80
1936	1.35	1.92	2.77	2.74	1.57	.09	3.25	.56	4.88	5.24	1.65	2.91
1937	15.76	1.62	1.87	6.95	2.27	2.05	7.53	3.17	3.36	7.12	2.55	3.86
1938	4.08	5.96	4.96	1.80	3.98	5.40	5.45	3.97	1.38	1.67	2.25	2.31
1939	5.95	8.79	3.58	6.22	4.68	4.70	3.22	2.00	1.75	1.17	1.75	2.53
1940	2.79	4.99	3.89	6.38	4.13	2.69	3.90	3.63	.72	1.14	2.95	4.67
1941	2.80	.66	.97	3.34	.35	1.39	3.92	5.53	1.78	6.08	1.78	2.16
1942	4.58	4.23	4.62	4.42	1.25	4.45	2.17	6.73	.80	3.11	6.28	3.23
1943	.57	2.16	7.36	3.67	6.28	2.73	1.23	2.04	3.53	1.97	1.45	3.49
1944	1.32	7.22	5.23	6.94	4.44	1.86	2.00	1.27	2.86	2.30	3.06	6.28
1945	3.14	5.65	9.33	6.75	5.60	9.21	2.97	3.05	7.13	6.15	4.92	2.52
1946	6.76	5.99	4.76	2.63	4.55	.68	6.47	2.96	1.77	2.75	5.92	3.58
1947	3.00	.61	2.16	6.00	5.01	4.23	2.44	.74	.94	4.87	5.92	3.10
1948	3.91	3.89	6.58	2.35	2.07	3.91	3.71	1.38	4.45	3.86	5.45	6.47
1949	7.76	4.00	7.08	.90	3.85	8.72	3.21	2.18	3.06	8.21	.62	6.00
1950	11.18	7.85	5.21	2.86	4.83	2.57	5.05	4.82	3.78	2.00	4.59	2.31
1951	7.18	3.35	2.15	3.11	.84	3.74	5.23	.55	3.21	2.68	6.52	6.09
1952	3.52	5.09	7.34	4.06	2.69	1.17		6.35	2.11	.90	2.74	4.08
1953	3.17	3.66	9.35	5.20	5.69	.91	1.21	1.14	.18	2.06	1.47	3.19
1954	4.76	2.42	2.47	2.47	4.05	1.16	2.13	1.73	1.10	3.71	1.05	5.14
Average	5.07	3.48	5.48	4.49	4.36	3.60	3.34	3.27	3.28	3.48	3.72	4.20

MONTHLY SNOWFALL TOTALS NORTHWEST DISTRICT

Year	Jan.	Feb.	Mar.	April	May	Oct.	Nov.	Dec.
TARKIO								
1918	4.2	3.5	.2	10.0	0	0	6.0	3.0
1919	6.0	3.0	0	0	0	0	2.0	3.0
1920	2.0	0	0	8.0	0	0	0	6.0
1921	8.0	0	0	12.0	0	0	0	2.0
1922	6.5	0	5.0	0	0	0	0	.5
1923	.8	1.2	17.2	0	0	1.5	0	3.5
1924	4.0	10.0	8.5	0	0	0	2.0	6.2
1925	7.0	.5	.5	0	0	7.0	4.5	5.0
1926	2.5	5.0	9.0	1.5	0	0	8.0	0
1927	4.0	3.5	3.0	0	0	0	1.0	4.0
1928	T	2.0	1.5	1.5	0	0	6.5	0
1929	14.3	21.0	8.0	0	0	0	7.0	1.0
1930	20.0	1.0	0	0	0	0	0	1.5
1931	3.0	2.0	14.0	0	0	0	3.5	6.0
1932	9.0	7.0	4.0	0	0	0	0	4.5
1933	1.5	4.2	8.0	0	0	0	3.0	.5
1934	6.0	7.5	5.5	0	0	0	3.5	6.5
1935	0	2.5	4.0	0	0	0	2.0	.5
1936	36.0	11.0	0	2.0	0	0	0	5.0
1937	.5	9.5	2.0	0	0	0	4.0	0
1938	1.0	7.0	0	5.0	0	0	.5	1.0
1939	9.0	10.0	4.0	2.0	0	0	0	7.0
1940	18.0	15.0	9.5	0	0	0	1.0	12.0
1941	8.5	2.5	8.0	0	0	0	2.0	6.0
1942	12.0	12.0	2.0	0	0	0	5.0	13.0
1943	4.5	.5	10.0	0	0	0	0	0
1944						0	2.1	8.5
1945	4.8	12.9	.7	1.0	0	0	1.2	14.5
1946	1.0	0	3.0	0	0	0	0	0
1947	4.6	3.8	3.6	0	0	0	1.2	3.2
1948	5.8	4.5	24.5	0	0	0	T	8.4
1949	9.3	2.3	.6	.6	0	0	T	6.2
1950	6.6	5.3	5.6	4.4	0	0	2.2	1.0
1951		1.6	4.5	1.0	0	0	.4	12.0
1952	4.0	4.1	15.7	1.0	0	0	12.5	9.0
1953	3.0	1.0	9.8	T	T	0	2.0	4.5
1954	T	T	.5	T	T	0	T	2.5
Average	6.4	4.9	5.3	1.4	T	.2	2.3	4.6
MARYVILLE								
1918	8.2	6.0	0	10.0	0	0	5.0	5.0
1919	6.5	5.0	3.0	0	0	0	5.0	6.5
1920	4.5	.5	.5	12.2	0	0	0	4.5
1921	6.0	.8	0	6.0	0	0	0	1.0
1922	5.0	.5	5.0	0	0	0	0	.2
1923	.5	.2	12.0	0	0	1.0	.5	2.0
1924	2.0	12.7	3.2	0	0	0	1.0	6.0
1925	7.0	0	0	0	0	7.5	5.0	8.0
1926	3.0	4.0	6.0	3.0	0	0	3.5	.5
1927	2.2	3.2	2.5	0	0	0	0	4.0
1928	0	1.2	4.0	.5	0	0	2.5	.3
1929	8.0	8.3	.5	0	0	0	4.5	2.0
1930	16.5	.5	.5	0	0	0	0	1.0
1931	2.5	2.0	17.5	0	0	0	2.5	5.2
1932	6.5	8.0	6.5	0	0	0	6.0	5.0
1933	2.2	4.5	12.0	0	0	0	.5	1.0
1934	6.2	11.3	1.8	0	0	0	8.0	1.9
1935	.5	4.0	1.5	1.0	0	0	.7	2.4
1936	32.0	6.4	0	1.3	0	.5	.4	6.5
1937	0	8.8	2.1	.5	0	0	6.8	.9
1938	.4	2.8	0	5.5	0	0	1.5	.5
1939	7.6	7.2	2.5	2.0	0	0	0	5.0
1940	16.0	12.0	3.5	0	0	0	1.0	11.2
1941	10.0	2.2	7.7	0	0	1.0	2.8	8.2
1942	10.0	18.5	0	0	0	0	2.5	12.8
1943	7.7	1.2	7.5	0	0	0	4.0	11.0
1944	0	9.5	5.5	0	0	0	1.0	6.9
1945	8.0	7.4	.5	1.0	0	0	2.5	12.0
1946	1.0	.5	2.5	0	0	0	1.0	1.5
1947	8.0	3.2	12.0	1.0	0	0	5.3	2.0
1948	14.7	5.5	19.0	0	0	0	.3	10.1
1949	25.8	3.0	1.0	1.0	0	0	T	5.0
1950	5.8	2.5	7.5	3.8	0	0	2.0	2.0
1951	5.6	2.1	7.0	2.3	0	T	.8	10.7
1952	3.6		15.6	1.0	T	0		6.0
1953	2.3	3.0	9.0	T	0	T	T	9.3
1954	.3	T	T	T	0	T	T	4.3
Average	6.6	4.6	4.8	1.4	T	.2	2.1	4.9

Year	Jan.	Feb.	Mar.	April	May	Oct.	Nov.	Dec.
ST. JOSEPH								
1918	6.4	1.0	.1	1.5	0	0	3.2	8.7
1919	.3	6.2	.3	T	0	0	2.4	1.2
1920	1.7	.1	.2	6.3	0	0	T	1.2
1921	3.5	.1	T	7.0	0	0	T	1.4
1922	1.1	.9	.5	T	0	0	0	.2
1923	.6	.6	5.0	T	T	T	2.3	1.2
1924	3.3	11.4	10.1	0	0	0	1.0	5.6
1925	2.5	.7	.4	0	0	1.2	4.7	1.9
1926	2.8	6.4	8.0	11.0	0	0	2.1	1.3
1927	5.9	.7	2.9	T	0	0	.5	2.0
1928	.1	1.1	1.8	T	0	0	.1	1.3
1929	9.9	7.7	T	0	0	0	3.2	1.3
1930	13.9	2.5	.1	0	0	T	T	.8
1931	.3	T	12.5	T	0	T	.5	3.9
1932	3.5	6.4	5.4	0	0	T	1.5	5.3
1933	1.0	2.7	1.4	T	0	0	T	.1
1934	.7	8.6	2.3	0	0	0	6.1	2.6
1935	T	T	.1	T	0	0	.8	.8
1936	24.0	4.5	0	2.2	0	0	T	3.8
1937	.5	5.7	1.3	T	0	T	6.1	1.1
1938	T	1.1	T	4.0	0	0	T	T
1939	5.0	9.9	T	T	0	0	T	3.5
1940	20.1	9.0	1.1	.1	T	0	3.2	3.9
1941	13.5	.6	7.2	0	0	T	3.1	4.7
1942	4.1	15.5	.2	0	0	0	2.3	9.4
1943	3.0	.8	5.7	0	0	0	1.2	12.2
1944	.1	11.1	7.6	.2	T	0	1.1	7.5
1945	3.7	5.2	1.5	T	0	0	.5	10.5
1946	2.6	T	2.0	0	0	0	T	1.5
1947	9.3	4.1	15.1	T	T	0	2.2	4.6
1948	5.3	4.2	15.6	0	0	0	T	8.8
1949	12.3	2.7	2.4	.3	T	T	T	5.2
1950	2.9	.9	2.7	.3	0	0	1.2	1.0
1951	3.3	1.2	4.5	1.5	0	0	.1	8.8
1952	1.9	4.8	13.8	T	0	0	2.3	8.3
1953	3.4	T	13.8	T	T	0	1.3	3.0
1954	.4	T	T	T	0	T	T	3.4
Average	4.5	4.4	4.0	.8	T	T	1.2	3.8
KIDDER								
1918	17.5	0	0	7.0	0	0	7.0	12.0
1919	4.0	9.8	0	0	0	0	2.0	1.5
1920	3.0	.2	2.0	9.0	0	0	0	4.0
1921	5.0	0	0	1.2	0	0	0	1.0
1922	1.3	1.5	6.0	0	0	0	0	T
1923	3.0	.5	5.1	0	0	0	8.0	1.0
1924	2.5	10.5	6.7	0	0	0	2.5	6.5
1925	3.0	1.0	2.0	0	0	3.0	3.0	1.0
1926	5.0	4.0	9.0	7.5	0	0	5.2	2.0
1927	6.0	0	4.5	0	0	0	.2	3.0
1928	0	1.9	1.0	0	0	0	.3	.8
1929	9.1	11.0	0	0	0	0	3.0	3.5
1930	14.5	2.0	.5	0	0	0	0	.8
1931	0	T	12.5	0	0	0	2.0	3.0
1932	4.0	5.0	5.0	0	0	0	4.5	5.5
1933	2.0	5.5	2.7	3.0	0	0	3.0	.5
1934	1.0	9.7	1.5	0	0	0	10.0	5.0
1935	.5	T	1.2	.5	0	0	.5	1.6
1936	16.8	4.0	0	.5	0	0	.5	5.0
1937	4.0	3.0	1.2	0	0	0	5.5	.7
1938	0	2.8	.2	2.0	0	0	2.0	0
1939	8.5	16.0	.2	0	0	0	0	6.0
1940	13.9	3.5	1.5	.1	0	0	4.0	2.2
1941	9.4	.2	5.0	0	0	0	2.0	2.0
1942	2.0	13.9	0	0	0	0	2.0	9.0
1943	3.2	T	7.0	0	0	0	3.2	32.6
1944	0	8.5	3.5	0	0	0	.8	7.4
1945	5.2	3.8	2.7	0	0	0	1.0	9.0
1946	2.2	2.0	1.5	0	0	0	0	.2
1947	8.0	T	17.5	0	0	0	1.5	.4
1948	14.9	8.0	13.5	0	0	0	1.0	9.8
1949	10.9	5.5	T	T	0	0	0	5.0
1950	1.0	3.0	1.0	0	0	0	1.0	2.0
1951		3.5		2.0	0	0	T	3.8
1952			15.0	0	0	0		5.6
1953		0	9.6	0	0	0		
1954								
Average	5.4	4.0	1.4	.9	0	T	2.2	4.4

MISSOURI AGRICULTURAL EXPERIMENT STATION

Year	Jan.	Feb.	Mar.	April	May	Oct.	Nov.	Dec.
BETHANY								
1918	12.0	6.5	1.0	17.0	0	0	7.0	9.0
1919	1.0	6.0	0	0	0	0	3.2	1.5
1920	4.0	0	0	15.0	0	0	0	.4
1921	11.0	.5	0	6.0	0	0	T	3.0
1922	.4	2.7	7.0	0	0	0	0	1.0
1923	1.0	1.3	7.1	0	0	.5	5.0	
1924	3.0	12.0	5.5	0	.1			6.4
1925	3.1	5.0	.1		0			
1926					0	0	3.0	0
1927	4.0	1.0	3.0	0	0	0	0	3.0
1928	0	.9	2.5	0	0	0	1.0	3.0
1929	15.0	15.5	0	0	0			
1930				0	0	0	0	1.0
1931	0	2.0	12.2	0	0	0	2.0	8.0
1932	9.5	6.8	3.0	0	0	0	4.0	6.0
1933	1.8	2.5	4.1	0	0	0	1.8	.2
1934	1.0	5.0	.5	0	0	0	6.0	1.5
1935	0	0	.8	1.0	0	0	.5	2.0
1936	21.6	4.5	0	1.9	0	0	.8	3.0
1937	1.0	2.0	0	0	0	0	4.6	1.0
1938	1.0	T	0	1.0	0	0	1.0	7.0
1939	6.5	6.8	0	0	0	0	0	7.0
1940	11.0	4.0	2.5	0	0	0	1.5	4.0
1941	9.4	1.5	9.0	0	0	0	2.0	7.5
1942	2.0	14.5	0	0	0	0	3.0	11.5
1943	2.0	3.0	5.0	0	0	0	1.8	10.1
1944	0	9.3	2.8	0	0	0	.7	
1945			0	0		0	.5	11.7
1946	.7	0	1.0	0	0	0	0	1.7
1947	6.6	3.0	10.0	0	0	0	3.5	0
1948	11.9	2.8	13.5	0	0	0	0	10.5
1949	13.3	3.5	T	0	0	0	0	9.0
1950	5.5	4.0	1.0	0	0	0	T	
1951		7.0		T	0	0	.5	
1952	4.5	3.0	16.5	1.0	0	0	0	
1953	6.0	2.0	14.5	3.0	T	0	T	10.0
1954	0	0	0	T	0	0	T	5.9
Average	5.1	4.2	3.6	1.3	T	T	1.6	4.8
CHILLICOTHE								
1918	12.1	0	0	7.0	0	0	3.0	14.0
1919	0	5.5	0	0	0	0	0	
1920				10.0	0	0	0	3.0
1921	7.0	0			0			
1922			1.5	0	0	0	0	0
1923	3.0	.8	3.0	0	0	0	8.0	.8
1924	6.0	10.0	5.5	0	0	0	1.0	4.8
1925	.3	0	.3	0	0	3.0	2.0	8.5
1926		8.0	12.2	15.0	0	0	6.5	5.0
1927	7.0	2.5	2.5	0	0	0	.4	4.8
1928	0	1.3	2.0	.8	0	0	0	2.0
1929	13.5	10.0	0	0	0	0	4.0	6.0
1930	23.3	3.0	9.0	0	0	0	0	1.0
1931	0	1.5	17.0	0	0	0	3.5	6.0
1932	.1	6.5	9.5	0	0	0	3.0	7.5
1933	2.5	8.5	1.5	2.0	0	0	0	.3
1934	0	9.0	5.3	0	0	0	10.0	4.0
1935	0	0	0	0	0	0	0	1.0
1936	20.8	7.5	0	.5	0	0	10.0	5.2
1937	2.0	1.0	.7	0	0	0	8.0	.5
1938	0	5.0	0	2.7	0	0	4.2	0
1939	8.9	7.4	0	0	0	0	0	8.2
1940	16.2	8.0	1.0	0	0	0	4.0	.3
1941	9.0	.7	4.8	0	0	0	2.5	2.0
1942	1.2	17.6	0	0	0	0	1.0	9.3
1943	4.7	1.0	6.3	0	0	0	0	15.0
1944	0	17.0	.5	0	0	0	0	9.0
1945	6.0	3.0	4.0	0	0	0	1.0	12.0
1946	.5	3.4	0	0	0	0	0	1.2
1947	7.0	3.3	14.7	0	0	0	1.4	2.1
1948	9.1	5.9	8.9	0	0	0	.2	12.8
1949	16.7	2.8	2.2	T	0	0	0	2.9
1950	1.4	1.3	2.5	.4	0	0	.6	2.8
1951		4.3	9.2	1.2	0	0	T	6.2
1952	2.9	4.3	11.5	.2	T	0	5.2	2.4
1953	5.1	.2	10.8	1.3	T	0	0	9.7
1954	T	.5	T	T	0	T	T	5.5
Average	5.6	4.6	4.2	1.2	T	T	2.2	5.0

NORTHEAST DISTRICT

Year	Jan.	Feb.	Mar.	April	May	Oct.	Nov.	Dec.
UNIONVILLE								
1918	14.0	5.0	2.5	10.0	0	0	4.0	12.0
1919	.4	13.5	0	0	0	0	2.0	1.5
1920	3.5	.5	2.0	12.0	0	0	1.0	7.0
1921	5.5	3.0	0	4.0	0	0	0	2.0
1922	1.0	2.0	4.0	0	0	0	0	0
1923	1.0	.5	9.0	0	0	1.0	11.0	2.0
1924	7.0	10.5	7.0	0	0	0	0	3.5
1925	1.0	2.0	0	0	0	8.0	3.0	10.5
1926	4.0	.5	10.5	6.0	0	0	1.5	0
1927	7.0	7.0	4.0	0	0	0	0	.5
1928	0	2.0	3.5	2.0	0	0	.5	3.0
1929	29.0	7.0	0	0	0	0	1.0	5.5
1930	22.0	0	15.0	0	0	0	0	1.0
1931	4.0	1.0	19.0	0	0	0	3.0	8.0
1932	2.0	8.0	10.0	0	0	0	1.0	6.0
1933	1.5	7.0	8.0	0	0	0	1.0	0
1934	3.2	9.0	4.0	0	0	0	13.0	.7
1935	.2	0	2.5	.8	0	0	0	4.5
1936	23.2	7.3	0	2.5	0	0	0	3.0
1937	1.0	1.8	.5	0	0	0	5.0	.7
1938	1.2	1.0	0	2.0	0	0	4.0	3.0
1939	3.5	13.0	.5	0	0	0	0	6.0
1940	11.0	7.0	3.0	0	0	0	3.0	2.0
1941	15.5	1.0	5.0	0	0	0	1.0	8.0
1942	2.0	12.2	.3	0	0	0	2.0	10.8
1943	3.7	2.0	8.5	0	0	0	1.5	6.5
1944	0	10.0	3.5	0	0	0	1.5	10.0
1945	12.0	3.9	1.5	0	0	0	3.0	11.0
1946	1.6	1.2	0	0	0	0	0	1.2
1947	5.5	.5	4.5	0	0	0	7.7	2.0
1948	19.2	3.2	12.0	0	0	0	.2	11.5
1949	19.0	5.5	1.5	.5	T	0	T	5.0
1950	7.0	4.0	5.5	2.0	0	0	2.5	5.5
1951	5.5	7.2			0	0	T	
1952	4.0	2.0		0	0	0	T	
1953				T	T	0	0	
1954	0	T	T	0	0	T	T	3.9
Average	6.7	4.4	4.3	1.2	T	.2	2.0	4.6
KIRKSVILLE								
1918	9.5	5.0	0	3.0	0	0	3.0	9.7
1919	T	4.5	0	0	0	0	1.6	.5
1920	1.0	.5	1.0	8.0	0	0	0	.1
1921	3.5	0	0	4.5	0	0	3.0	1.2
1922	2.0	2.0	1.3	0	0	0	0	.5
1923	4.5	.5	5.5	0	0	0	8.5	0
1924	7.3	1.3	7.0	0	0	0	0	7.5
1925	2.3	2.0	0	0	0	7.0	4.2	8.0
1926	4.0	5.0	13.3	12.0	0	0	4.3	.2
1927	6.2	0	2.5	0	0	0	0	6.0
1928	0	.5	2.0	1.0	0	0	.5	5.8
1929	17.8	9.8	0	0	0	0	1.5	3.0
1930	14.7	.7	2.8	0	0	0	.4	.7
1931	.7	4.0	19.8	0	0	0	.8	4.0
1932	1.5	3.5	4.5	0	0	0	2.5	4.5
1933	.5	6.2	5.5	10.0	0	0	.5	.8
1934	.4	10.8	6.5	0	0	0	14.0	2.2
1935	1.5	0	3.0	3.5	0	0	0	5.3
1936	20.0	7.2	0	2.6	0	0	1.5	3.0
1937	.1	6.0	0	0	0	0	11.0	2.0
1938	.5	5.0	0	5.0	0	0	5.0	2.0
1939	4.5	6.0	0	0	0	0	0	8.9
1940	14.7	6.5	3.5	0	0	0	4.0	4.9
1941	10.9	1.8	4.7	0	0	0	6.0	8.0
1942	1.5	7.3	.7	1.0	0	0	2.8	7.0
1943	9.0	1.5	8.0	0	0	0	1.0	13.5
1944	0	14.1	6.2	0	.5	0	1.0	12.0
1945	14.9	3.6	2.2	0	0	0	2.5	11.5
1946	.3	1.1	0	0	0	0	0	1.8
1947	5.4	2.5	7.2	0	0	0	2.0	2.5
1948	9.5	5.0	8.0	T	0	0	T	8.5
1949		2.5	1.0	.5	0	0	T	
1950	2.5	4.0	5.6	1.0	0	0	4.0	6.0
1951	5.5	9.0	9.0	1.0	0	0	.5	8.8
1952	3.0	6.5	12.5	T	0	0	0	
1953		T			0	0	T	11.8
1954	T		T	T	T	T	T	8.9
Average	5.1	4.0	4.0	1.4	T	.2	2.3	5.2

MISSOURI AGRICULTURAL EXPERIMENT STATION

Year	Jan.	Feb.	Mar.	April	May	Oct.	Nov.	Dec.
MACON								
1918		0	0	2.5	0	0	.5	10.3
1919	2.5	8.2	0	0	0	0	1.1	1.8
1920	5.0	.2	3.0	11.5	0	0	0	2.3
1921	4.0	0	0	.2	0	0	2.0	1.5
1922	1.2	2.0	1.5	0	0	0	0	.5
1923	1.5	.6	2.5	0	0	0	.3	0
1924	5.7	14.3	8.4	0	0	0	0	6.0
1925	1.4	1.5	.8	0	0	1.9	4.0	9.9
1926	2.7	4.0	10.5	8.1	0	0	4.0	6.5
1927	8.9	0	3.6	0	0	0	0	7.6
1928	0	2.0	.5	0	0	0	.3	5.0
1929	7.1	2.9	0	0	0	0	9.5	8.0
1930	19.0	2.0	2.0	0	0	0	0	0
1931	0	.2	15.9	0	0	0	1.8	2.0
1932	.5	3.3	1.5	0	0	0	8.0	8.5
1933	0	9.3	5.2	0	0	0	0	1.6
1934	.5	11.5	11.3	0	0	0	9.0	4.5
1935	.1	0	.1	8.0	0	0	0	3.0
1936	12.5	5.7	0	.2	0	0	1.0	1.0
1937	2.8	3.0	0	0	0	0	7.5	0
1938	0	4.5	0	5.0	0	0	4.0	0
1939	9.8	4.0	0	0	0	0	0	7.5
1940	19.5	5.0	0	0	0	0	5.0	1.3
1941	7.2	.9	3.0	0	0	0	3.0	3.5
1942	3.0	15.1	0	0	0	0	4.0	9.0
1943	8.5	1.7	7.2	0	0	0	1.5	16.8
1944	0	8.3	5.9	0	0	0	.5	9.3
1945	9.3	2.3	4.0	0	0	0	0	11.0
1946	.2	7.0	0	0	0	0	0	1.5
1947	5.8	1.3	16.2	0	0	0	1.0	3.0
1948	12.0	5.8	4.0	0	0	0	T	9.0
1949	14.2	1.7	1.5	0	T	0	0	3.0
1950	.5	1.2	4.8	2.0	0	0	2.0	11.5
1951	1.5	12.0	5.0	1.0	0	0		
1952	3.0	2.0	8.5	0	0	0	1.0	2.3
1953	6.0	T	14.0	2.0	0	0	0	6.0
1954	2.0	T	0	0	0	0		8.0
Average	4.9	3.8	3.8	1.0	T	T	2.0	5.0
STEFFENVILLE								
1918	13.0	0	0	0	0	0	0	15.0
1919	7.0	9.5	0	0	0	0	2.0	1.0
1920	6.0	1.0	2.0	11.0	0	0	0	3.0
1921	7.0	0	0	T	0	0	1.0	2.0
1922	3.5	5.0	2.0	0	0	0	0	1.0
1923	2.0	1.0	1.0	0	0	0	1.0	2.0
1924	9.0	13.0	14.0	0	0	0	0	12.0
1925	3.0	9.0	2.0	0	0	5.5	3.0	11.0
1926	3.0	7.0	12.5	1.2	0	0	5.0	6.0
1927	10.5	T	2.0	0	0	0	1.5	6.0
1928	T	2.5	2.0	2.5	0	0	0	2.5
1929	14.0	8.0	0	0	0	0	2.0	2.5
1930	13.0	1.0	4.0	0	0	0	0	T
1931	1.0	T	13.5	0	0	0	2.0	5.5
1932	2.0	4.5	6.0	0	0	0	10.0	10.0
1933	1.5	6.5	9.0	0	0	0	0	1.0
1934	0	10.0	19.0	0	0	0	1.0	7.0
1935	T	T	T	10.0	0	0	0	3.0
1936	13.0	3.0	0	4.0	0	0	3.0	1.0
1937	3.5	4.0	1.0	0	0	0	7.0	1.5
1938	3.0	6.5	0	1.5	0	0	1.0	2.5
1939	13.5	4.0	0	0	0	0	0	8.5
1940	13.0	3.0	1.5	0	0	0	4.0	2.0
1941	12.5	1.0	6.0	0	0	0	3.0	4.5
1942	3.5	6.0	0	0	0	0	3.6	6.7
1943	7.0	1.0	4.5	0	0	0	1.0	14.1
1944	0	12.0	3.0	0	0	0	.6	8.9
1945	13.5	2.6	2.0	0	0	0	.3	11.2
1946	1.2	3.0	.2	0	0	0	0	1.1
1947	4.0	2.8	12.5	0	0	0	1.5	2.7
1948	7.8	7.3	4.6	0	0	0	T	8.8
1949	9.8	4.1	1.0	.2	T	0	T	2.0
1950	3.5	1.5	6.4	1.0	0	0	3.5	3.3
1951	1.5	6.6	7.7	.2	0	0	4.2	8.3
1952	4.6	4.5	12.9	T	0	0	.3	6.0
1953	6.5		8.0	7.0	0	0	T	6.0
1954	1.3	1.5	.5	0	0	T		7.5
Average	5.8	4.2	4.3	1.0	T	T	1.7	5.3

STATION BULLETIN 650

Year	Jan.	Feb.	Mar.	April	May	Oct.	Nov.	Dec.
HANNIBAL								
1918	15.9	T	T	T	0	T	T	8.5
1919	.6	8.2	1.3	T	0	0	.3	.9
1920	9.6	.8	1.3	13.2	0	.1	T	1.6
1921	6.5	T	T	T	0	0	.7	1.0
1922	4.3	1.9	5.2	0	0	0	0	.5
1923	2.4	.7	1.2	5.0	T	0	1.2	.6
1924	6.0	8.6	11.2	T	0	0	T	3.4
1925	2.2	7.3	T	0	0	3.6	5.8	5.5
1926	6.3	6.8	17.3	5.6	0	0	9.8	1.0
1927	11.4	.9	1.9	0	0	0	4.5	6.5
1928	.6	.9	.8	.4	0	0	T	1.9
1929	8.0	3.9	T	0	0	.3	2.0	2.7
1930	11.6	1.8	1.0	T	0	T	.7	.5
1931	.6	1.4	10.8	0	0	0	3.0	4.0
1932	.2	2.1	3.0	0	0	0	8.0	9.5
1933	.2	3.3	4.4	T	0	0	0	.3
1934	.5	10.9	15.5	0	0	0	0	7.6
1935	.8	T	T	5.0	0	0	0	3.3
1936	13.3	5.1	0	.5	0	0	3.0	1.1
1937	6.1	1.4	3.3	0	0	0	4.7	.1
1938	1.2	9.4	0	2.8	0	0	T	.2
1939	12.4	3.0	0	0	0	T	0	8.9
1940	15.4	3.6	T	2.2	0	0	1.1	2.6
1941	9.5	2.7	5.7	0	0	0	4.0	1.6
1942	2.2	11.4	.2	T	0	0	4.3	5.8
1943	6.4	3.7	3.4	T	0	0	T	13.5
1944	T	10.3	6.0	0	T	0	.5	14.8
1945	13.7	3.5	5.0	0	0	0	T	10.2
1946	.4	3.0	T	T	0	0	T	.7
1947	5.6	3.3	11.0	0	0	0	T	1.2
1948	8.8	5.8	3.3	0	0	0	T	9.0
1949		3.4	.9	T	0	0	T	.3
1950	1.2	1.7	1.8	1.0	0	0	3.1	4.2
1951	2.0	7.7	8.9	.5	T	0	6.0	10.7
1952	4.9	6.6	8.2	0	0	0	.6	1.4
1953	3.7	T	9.5	2.3	0	0	T	2.0
1954	1.5	1.0	2.5	T	T	T	T	5.7
Average	5.3	4.6	3.8	.9	T	.2	1.4	5.6

WEST CENTRAL DISTRICT

Year	Jan.	Feb.	Mar.	April	May	June	July	Aug.	Sept.	Oct.	Nov.	Dec.
KANSAS CITY												
1918	.94	1.53	.48	2.87	3.77	1.50	1.82	2.45	7.29	4.00	4.61	2.98
1919	.07	2.09	1.54	3.49	3.43	5.09	1.14	8.14	2.26	1.38	2.44	.16
1920	.35	.07	4.32	5.02	3.06	6.63	9.78	3.11	4.30	1.87	1.73	.89
1921	1.48	.32	3.60	2.71	7.54	9.67	1.87	6.23	5.02	1.86	.07	.50
1922	.61	1.49	5.73	4.06	2.83	1.13	4.66	.81	4.50	2.31	3.17	.22
1923	.16	.36	3.35	1.84	2.25	6.51	3.40	2.88	9.61	4.14	1.66	1.12
1924	1.20	1.16	2.08	1.38	3.60	7.87	3.41	3.12	4.68	1.01	1.16	2.76
1925	.26	1.75	1.26	5.16	5.49	7.10	3.00	1.65	5.50	3.89	1.47	1.27
1926	1.56	2.46	2.21	2.52	1.53	1.55	6.59	3.87	6.33	4.27	1.08	.96
1927	1.29	.85	4.60	6.27	5.46	5.75	2.33	5.11	4.21	5.30	1.13	1.65
1928	.21	2.77	.36	2.32	2.34	5.43	2.64	8.79	3.12	2.64	8.55	1.83
1929	3.12	1.79	3.28	4.78	6.91	8.09	.55	4.13	1.55	6.72	1.09	.65
1930	2.56	.80	.67	3.13	4.39	3.78	1.39	3.48	2.61	2.10	2.70	.95
1931	.56	1.24	2.35	2.62	5.99	1.50	3.24	3.45	5.12	3.02	9.52	2.54
1932	1.12	.63	2.30	2.50	2.63	2.73	2.57	4.90	1.36	2.43	1.49	2.41
1933	1.20	.93	4.25	1.82	6.94	1.46	1.13	4.00	2.69	.58	.31	1.80
1934	.49	.81	.65	2.40	3.14	1.71	2.26	1.44	6.44	1.88	5.40	.53
1935	1.13	1.34	.69	2.30	9.99	3.24	.51	2.28	4.60	3.69	3.84	.25
1936	1.17	.55	.08	1.89	4.16	.51	.36	.25	7.99	2.01	.19	2.35
1937	3.37	.86	1.73	2.51	3.63	3.73	3.11	2.26	.21	1.15	1.33	.95
1938	1.89	.90	3.06	1.87	7.64	5.22	3.82	6.78	1.84	.70	2.70	.55
1939	1.28	.98	1.14	7.04	2.85	10.99	1.18	4.64	.54	.95	2.45	.68
1940	1.26	1.07	1.95	4.21	4.33	3.84	.80	6.48	1.30	1.68	3.95	1.68
1941	4.91	.58	.87	4.03	3.18	6.79	2.34	4.66	4.62	11.94	.94	1.76
1942	.14	3.16	2.62	4.58	3.68	7.35	2.69	5.80	3.15	2.68	2.74	2.43
1943	.31	.61	1.17	1.75	4.71	7.66	3.39	1.90	2.28	1.93	.20	1.47
1944	.68	1.78	5.09	10.57	4.14	3.78	3.54	7.97	4.38	1.03	2.94	3.74
1945	.38	.85	4.32	6.63	5.55	5.05	1.73	.26	6.55	.92	.60	1.42
1946	3.40	.94	2.48	4.57	2.87	4.37	.94	3.70	2.45	3.83	.58	1.43
1947	.83	.45	5.03	7.76	4.26	8.19	1.07	4.35	4.01	5.25	1.60	3.61
1948	.53	.94	4.84	.80	1.72	5.45	7.29	2.71	1.88	1.89	1.69	1.21
1949	5.22	1.36	2.92	2.03	5.31	6.41	3.30	3.15	4.37	5.70	.21	1.95
1950	.69	1.22	.71	2.39	3.26	2.63	9.90	5.77	2.48	.50	.22	.22
1951	1.07	1.84	2.33	2.87	3.92	8.42	7.54	6.87	5.67	3.99	1.00	.70
1952	.57	1.16	4.05	4.26	4.09	3.66	4.73	6.51	2.12	.17	2.22	1.07
1953	.19	1.51	3.84	3.29	2.98	1.48	.96	.55	1.56	1.64	1.10	1.83
1954	.05	1.75	1.62	4.51	3.58	3.64	.93	5.01	.63	5.10	.04	.67
Average	1.28	1.44	2.48	3.51	4.48	4.93	3.04	3.86	4.14	2.98	1.99	1.43
HARRISONVILLE												
1918	.99	1.00	1.46	4.96	2.86	2.31	1.95	1.53	6.15	4.47	2.40	2.15
1919				3.10	5.39	2.47	1.81	6.46	1.02	2.88	1.94	.26
1920	.59	.07	5.08	2.99	1.70	3.14	3.06	4.70	4.60	1.83	.93	.83
1921	1.47	.36	3.00	4.65	3.60	7.47	3.51	6.90	11.87	2.06	.33	1.29
1922	.63	1.29	4.58	7.89	3.05	2.69	4.32	.93	8.22	2.03	3.65	.29
1923	.35	.69	3.17	2.33	2.70	5.71	3.20	1.39	6.34	5.33	1.81	1.19
1924	1.36	1.72	1.41	2.31	2.62	5.07	4.50	3.98	4.20	2.06	1.37	2.42
1925	.41	1.35	2.22	5.37	2.39	5.82	3.06	3.23	4.44	3.96	2.29	1.14
1926	1.37	1.39	3.29	1.94	2.86	2.23	.73	2.90	8.59	4.65	.97	1.12
1927	1.28	.76	6.16	7.91	4.21	6.80	5.04	6.15	1.57	8.19	1.65	2.29
1928	.25	2.70	.34	2.86	1.28	5.43	5.03	6.24	5.29	3.05	10.84	1.72
1929	3.26	.96	3.36	4.52	6.56	9.19	3.61	1.41	2.88	5.12	.76	.31
1930	2.83	.40	.86	2.77	3.02	4.10	2.35	2.69	2.81	3.48	2.91	1.00
1931	.68	2.44	2.17	2.66	4.37	.92	1.43	4.17	4.44	3.10	6.48	1.37
1932	1.36	.62	.72	2.08	2.31	6.22	2.82	6.42	1.70	1.82	2.16	2.72
1933	1.11	1.24	2.55	2.06	7.68	.39	1.69	3.45	2.30	2.84	.41	1.83
1934	1.02	.87	1.56	1.77	4.36	1.89	2.14	1.26	7.06	2.08	7.13	1.37
1935	1.58	1.90	1.80	3.10	9.74	12.21	2.44	1.50	3.58	4.39	4.79	.24
1936	1.22	1.74	.44	1.00	3.16	1.06	1.04	.57	9.64	1.99	.60	2.45
1937	2.96	1.46	3.92	2.36	4.07	4.68	2.13	.95	.89	1.24	1.82	.80
1938	2.22	4.18	4.79	3.54	10.21	4.66	1.44	1.19	4.81	.20	2.65	.50
1939	1.30	1.32	2.51	4.62	4.81	7.88	.93	4.57	.60	.51	2.23	1.27
1940	1.18	1.50	3.36	4.29	3.20	7.20	.02	6.26	.53	1.15	3.36	1.28
1941	4.51	1.00	.72	2.61	3.18	5.45	2.48	3.19	8.22	14.20	1.50	1.47
1942	.43	1.76	3.22	6.00	5.36	6.69	4.98	3.58	7.59	2.73	2.98	2.57
1943	.77	.73	2.10	2.43	10.06	6.44	2.98	2.79	3.79	3.41	.25	1.48
1944	.43	2.01	4.12	9.13	2.40	6.30	2.40	8.32	2.23	1.36	2.89	2.64
1945	.23	1.63	4.22	6.82	6.22	8.78	2.31	.36	8.18	2.15	.44	1.29
1946	3.74	1.72	2.30	5.14	5.05	5.56	1.02	6.07	3.37	5.45	2.09	2.22
1947	.89	.16	4.28	8.07	4.53	11.44	1.41	1.65	5.94	2.30	2.01	3.69
1948	1.17	.99	4.75	1.08	3.66	10.84	11.96	1.83	1.53	2.96	1.64	1.01
1949	4.62	1.98	2.29	2.08	4.63	5.14	4.98	4.24	3.69	4.33	.12	2.56
1950	.95	1.05	.90	2.93	5.23	4.77	8.28	7.46	.60	.33	.03	.17
1951	1.04	1.68	2.61	2.27	3.73	10.80	10.28	5.57	9.53	8.59	2.10	.81
1952		1.13	2.38	2.87	2.57	.11	3.70	5.83	.71	.10	2.84	1.27
1953	.26		4.51	8.17	4.01	.75	1.18	1.05	2.99	1.97	1.76	1.35
1954	.17	2.56	2.43	3.66		3.03	1.24	8.14	2.05	7.01	0	
Average	1.38	1.38	2.76	3.90	4.36	5.28	3.17	3.75	4.43	3.38	2.34	1.45

STATION BULLETIN 650

47

Year	Jan.	Feb.	Mar.	April	May	Oct.	Nov.	Dec.
MARSHALL								
1918	17.0	0	0	0	0	0	1.0	9.5
1919	1.0	5.2	0	0	0	0	.5	.2
1920	4.0	1.0	.2	10.0	0	0	0	.7
1921	6.5	0	0	.5	0	0	1.0	3.5
1922	2.0	2.5	2.0	0	0	0	0	0
1923	0	1.2	2.0	2.0	0	0	2.5	0
1924	13.5	16.0	8.0	0	0	0	2.0	6.1
1925	3.5	3.1	1.0	0	0	.7	3.1	11.0
1926	1.5	7.0	10.1	3.5	0	0	3.5	6.9
1927	8.5	1.0	3.0	0	0	0	3.0	8.0
1928	1.0	1.0	.5	0	0	0	1.2	3.5
1929	8.0	7.5	0	0	0	0	5.0	7.5
1930	15.5	3.0	0	0	0	0	0	0
1931	0	0	16.0	0	0	0	1.0	0
1932	2.0	.8	8.0	0	0	0	6.0	10.0
1933	0	12.0	3.5	0	0	0	0	0
1934	2.0	9.0	7.5	0	0	0	12.0	9.0
1935	2.0	0	0	0	0	0	0	3.0
1936	12.0	5.0	0	0	0	0	3.0	3.5
1937	4.0	3.0	5.5	0	0	0	7.5	0
1938	0	14.2	0	15.0	0	0	3.0	0
1939	12.5	10.0	0	0	0	0	0	4.5
1940	20.0	6.0	3.0	1.0	0	0	3.0	7.0
1941	8.5	1.0	3.0	0	0	0	2.0	2.0
1942	.5	5.5	0	0	0	0	2.0	6.0
1943	6.0	1.0	2.5	0	0	0	2.0	11.0
1944	1.0	7.8	3.3	0	0	0	0	9.0
1945	1.0	10.5	2.5	0	0	0	0	15.3
1946	0	4.0	0	0	0	0	0	.5
1947	8.5	3.0	15.5	0	0	0	0	.5
1948	12.5	8.2	3.0	0	0	0	.4	7.6
1949	11.2	.7	12.3	T	T	0	0	2.0
1950	1.1	T	2.0	1.0	0	0	1.0	1.9
1951	2.6	5.7	6.0		0	0	3.0	3.0
1952		1.5	4.5	0	0	0		
1953					T			
1954			0	T	0	0		
Average	5.6	4.4	3.4	.9	T	T	2.0	4.4
WARRENSBURG								
1918	13.2	0	0	6.0	0	0	0	19.4
1919	3.2	22.0	0	0		0		
1920								
1921	6.0	0	0	0	0			
1923			5.2	4.0	0	0	8.0	0
1924	10.5	12.2	10.6	0	0	0	0	5.1
1925	5.5	0	1.5	0	0	.5	.3	6.0
1926	1.5	4.6	10.0	0	0	0		
1927	5.5	.5	2.0	0	0	0	0	4.0
1928	2.0	5.0	.5	0	0	0	0	4.0
1929	.5	12.2	0	0	0	0	.6	3.0
1930	12.0	.7	1.5	0	0	0	0	0
1931	1.0	0	16.5	0	0	0	2.0	.5
1932	1.4	1.0	2.0	0	0	0	6.0	7.0
1933	.8	8.3	0	0	0	0	0	0
1934	3.0	8.0	6.0	0	0	0	14.0	8.0
1935	0	0	.5	1.0	0	0	0	2.5
1936	5.2	2.4	0	0	0	0	0	3.5
1937	3.1	6.0	14.0	0	0	0	5.0	.4
1938	0	21.0	0	8.0	0	0	3.0	0
1939	10.2	19.0	0	0	0	0	0	10.2
1940	23.0	5.0	5.5	2.5	0	0	5.0	3.5
1941	7.0	1.5	2.5	0	0	0	3.0	1.8
1942	4.6	6.0	0	0	0	0	0	9.5
1943	6.7	0	3.0	0	0	0	.6	10.0
1944	.5	4.7	1.5	0	0	0	0	6.7
1945	.5	10.2	1.5	0	0	0	0	9.1
1946	0	4.0	0	0	0	0	0	.6
1947	5.5	3.2	4.5	0	0	0	0	0
1948	4.9	4.7	4.6	0	0	0	T	1.8
1949	15.3	T	6.4	T	T	0	T	1.7
1950		T	T	T	0	0	T	1.5
1951	1.0	7.0	2.0	1.0	0	0	2.5	3.5
1952	2.0	1.5		T	0	0	2.0	T
1953		T		0	0	0	1.0	5.5
1954	.3		T	0	0	0	T	14.0
Average	4.8	5.2	3.0	.6	T	T	1.6	4.6

MISSOURI AGRICULTURAL EXPERIMENT STATION

Year	Jan.	Feb.	Mar.	April	May	Oct.	Nov.	Dec.
CLINTON								
1918	20.0	0	0	0	0	0	0	12.0
1919	7.0	4.0	0	0	0	0	0	0
1920	7.5	.4	.7	8.0	0	0	0	.5
1921	9.5	0	0	0	0	0	1.0	6.0
1922	8.0	4.5	0	0	0	0	0	0
1923	0	1.0	.1	0	0	0	7.0	0
1924	8.0	10.0	9.0	0	0	0	0	6.0
1925	12.0	2.0	2.0	0	0	4.0	0	12.5
1926	0	0	12.5	0	0	0	.5	.5
1927	5.2	2.0	4.0	0	0	0	3.0	4.1
1928	.5	3.0	2.0	0	0	0	.1	1.0
1929	6.0	8.0	0	0	0	0	0	2.0
1930	8.5	1.5	0	0	0	0	0	0
1931	2.1	0	9.1	0	0	0	2.0	0
1932	0	1.5	2.0	0	0	0	10.0	4.2
1933	0	5.5	.5	0	0	0	0	0
1934	3.0	6.0	5.5	0	0	0	10.0	8.0
1935	1.0	0	0	0	0	0	0	1.2
1936	2.5	2.0	0	0	0	0	0	1.5
1937	7.0	11.5	5.0	0	0	0	8.5	0
1938	0	19.0	0	3.5	0	0	2.5	0
1939	9.2	6.6	0	.3	0	0	0	3.5
1940	15.4	6.1	8.5	1.0	0	0	.5	2.5
1941	2.5	.3	4.0	0	0	0	0	1.0
1942	4.5	2.3	0	0	0	0	0	10.4
1943	2.5	0	3.5	0	0	0	.6	10.5
1944	0	6.5	2.8	0	0	0	0	5.0
1945	1.0	7.5	.5	5.0	0	0	0	6.6
1946	0	5.0	0	0	0	0	0	0
1947	4.0	3.1	3.0	0	0	0	0	0
1948	8.2	8.0	3.0	0	0	0	T	.5
1949	7.0	T	3.9	0	0	0	0	0
1950			T	0	0	0	0	0
1951			4.0	T	0	0	0	0
1952			4.0	0	0	0	0	0
1953		0		T	T	0	0	0
1954	.3	T	T	0	0	0	0	0
Average	4.9	3.7	2.4	.4	T	.1	1.4	3.1
ELDON								
1918		.2	0	0	0	0	0	9.1
1919	2.0	7.0	0	0	0	0	0	0
1920	9.0	1.0	0	3.2	0	0	0	0
1921	7.0	0	3.0	.2	0	0	0	2.0
1922	3.2	.5	5.0	0	0	0	0	0
1923	0	5.0	0	0	0	0	2.0	0
1924	7.6	11.0	16.4	0	0	0	0	3.0
1925	4.0	0	0	0	0	2.0	0	3.1
1926	.9	0	13.4	0	0	0	3.3	0
1927	1.0	1.0	1.0	0	0	0	0	3.0
1928	2.3	.7	5.3	0	0	0	0	0
1929	4.7	5.3	0	0	0	0	2.0	3.0
1930	11.6	2.6	1.2	0	0	0	0	2.0
1931	3.0	0	10.6	0	0	0	2.0	0
1932	0	0	.4	0	0	0	7.0	4.0
1933	0	2.0	1.0	1.0	0	0	0	0
1934	2.0	6.1	8.6	0	0	0	6.0	9.0
1935	0	0	0	0	0	0	0	3.0
1936	3.5	2.5	0	2.0	0	0	1.5	2.0
1937	13.0	4.0	4.2	0	0	0	3.0	.5
1938	0	9.0	0	8.0	0	0	0	0
1939	12.0	7.6	0	0	0	0	0	5.6
1940	15.0	9.8	7.5	0	0	0	1.0	0
1941	3.0	2.5	2.0	0	0	0	3.0	2.0
1942	3.0	7.0	0	0	0	0	0	6.1
1943	.8	2.5	1.8	0	0	0	0	9.0
1944	1.0	8.0	3.0	0	0	0	0	6.0
1945	2.0	6.8	0	0	0	0	0	6.8
1946	.9	2.4	0	0	0	0	0	0
1947	3.6	2.0	7.4	0	0	0	0	1.0
1948	9.2	4.0	8.0	0	0	0	T	.6
1949		3.1	9.4	0	0	0	0	0
1950	1.2	T	1.8	T	0	T	1.0	2.3
1951	4.5	3.0	7.0	1.5	0	0	13.0	2.9
1952	1.6	3.0	3.0	T	0	0	1.2	2.1
1953	2.0	T	2.8	T	T	0	T	1.0
1954	1.0	2.5	3.5	0	0	T	T	5.4
Average	3.8	3.4	3.4	.4	T	T	1.2	2.6

EAST CENTRAL DISTRICT

Year	Jan.	Feb.	Mar.	April	May	Oct.	Nov.	Dec.
COLUMBIA								
1918	11.6	T	0	T	0	0	T	8.1
1919	.9	9.0	T	T	0	0	.1	.8
1920	8.4	.6	2.1	4.6	0	0	.3	2.2
1921	8.4	T	.5	T	0	0	.5	3.7
1922	4.3	3.1	2.4	0	0	0	0	.3
1923	T	1.3	.8	1.7	T	0	.8	.3
1924	10.3	10.3	8.9	T	0	0	1.9	1.4
1925	6.3	3.3	1.2	0	0	.8	3.6	5.3
1926	1.3	2.8	8.9	.8	0	0	7.7	1.0
1927	4.0	2.9	4.2	T	0	0	4.5	6.0
1928	1.9	4.0	.3	T	0	0	.3	2.1
1929	4.7	3.5	T	0	0	T	3.0	3.5
1930	8.5	3.4	3.7	0	0	T	.3	T
1931	.4	.8	11.5	T	0	0	2.9	1.6
1932	T	2.4	3.7	0	0	0	4.8	6.7
1933	T	4.5	1.1	T	0	0	T	.2
1934	.4	9.4	8.8	0	0	0	1.9	8.0
1935	1.3	T	1.6	T	0	0	T	2.8
1936	8.5	2.7	T	.2	0	0	2.8	2.1
1937	5.0	6.5	12.8	T	0	0	2.1	.5
1938	.3	12.9	T	5.8	0	0	.3	T
1939	7.9	7.8	T	T	0	0	0	7.0
1940	12.4	4.0	.5	.6	T	0	1.0	1.7
1941	3.4	1.3	.5	0	0	0	3.5	2.3
1942	2.0	10.4	.2	T	0	0	.7	7.6
1943	3.9	1.0	4.0	T	0	0	.4	14.5
1944	.7	7.1	5.6	T	T	0	T	7.3
1945	2.3	13.3	2.6	T	0	0	T	11.4
1946	.2	5.8	T	0	0	T	T	.4
1947	7.2	3.3	15.8	0	0	0	.1	.4
1948	9.8	4.3	3.0	0	0	0	T	7.2
1949	2.7	.6	8.5	.3	0	0	T	.6
1950	1.4	.7	3.0	1.0	0	0	.4	2.1
1951	2.4	9.5	2.1	.5	0	.1	7.5	6.2
1952	2.4	4.1	6.7	T	0	0	1.0	3.2
1953	4.1	T	7.6	.2	T	0	T	2.9
1954	1.5	2.1	1.5	T	0	.4	T	7.1
Average	<u>4.6</u>	<u>5.6</u>	<u>3.9</u>	<u>.4</u>	<u>T</u>	<u>T</u>	<u>1.0</u>	<u>4.0</u>
MEXICO								
1918	26.5	0	0	0	0	0	0	6.0
1919	4.0	2.0	0	0	0	0	0	3.0
1920	10.5	.7	.2	7.0	0	0	.5	2.2
1921	8.0	.5	0	0	0	0	1.0	3.5
1922	4.7	1.7	5.5	1.2	0	0	0	1.5
1923	.2	1.0	.2	1.5	0	0	.2	.5
1924	7.7	11.0	12.8	.2	0	0	1.0	9.5
1925	5.7	3.7	2.0	0	0	.4	5.0	7.2
1926	3.5	4.2	8.0	0	0	0	7.8	.8
1927	7.0	2.5	1.0	0	0	0	0	5.5
1928	1.3	5.0	.4	.5	0	0	.8	3.0
1929	12.3	3.2	0	0	0	0	8.0	3.8
1930	14.2	4.0	2.5	0	0	.5	0	0
1931	0	1.0	12.8	0	0	0	2.0	1.0
1932	0	2.2	4.5	0	0	0	6.5	8.0
1933	0	5.8	4.0	0	0	0	0	1.0
1934	.2	20.5	13.0	0	0	0	0	7.0
1935	.2	0	0	0	0	0	0	4.6
1936	8.7	3.7	0	.5	0	0	2.0	3.3
1937	6.0	1.2	9.5	0	0	0	4.0	1.0
1938	2.3	16.3	0	2.6	0	0	.5	0
1939	9.6	8.8	0	0	0	0	0	10.9
1940	10.9	5.9	2.3	2.0	0	0	1.0	5.5
1941	9.0	2.0	3.0	0	0	0	5.0	1.5
1942	4.2	16.0	1.5	0	0	0	3.5	11.9
1943	7.7	2.2	8.5	0	0	0	1.0	19.6
1944	0	12.0	11.2	0	0	0	.2	8.1
1945	6.7	13.3	1.7	0	0	0	0	10.5
1946	.8	3.2	0	0	0	0	0	1.4
1947	6.5	T	26.0	0	0	0	.2	.5
1948	11.9	7.0	2.2	0	0	0	T	8.5
1949	1.8	0	5.0	0	T	0	0	0
1950	1.8	T	4.5	T	0	0	2.4	2.3
1951	.9	10.2	0	.5	0	0	9.1	4.8
1952	0	2.9	10.5	T	0	0	.8	1.6
1953	2.2	0	5.7	0	0	0	0	3.3
1954	T	.3	2.0	0	0	0	0	7.3
Average	<u>5.4</u>	<u>5.6</u>	<u>4.4</u>	<u>.4</u>	<u>T</u>	<u>T</u>	<u>1.6</u>	<u>4.7</u>

MISSOURI AGRICULTURAL EXPERIMENT STATION

Year	Jan.	Feb.	Mar.	April	May	Oct.	Nov.	Dec.
JEFFERSON CITY								
1918	15.5	1.0	0	0	0	0	0	7.5
1919	.4	11.3	0	0	0	0	0	.2
1920	8.0	1.0	.7	5.0	0	0	0	1.0
1921	7.0	0	4.0	1.0	0	0	.2	6.2
1922	5.0	1.0	3.5	0	0	0	0	1.0
1923	0	4.0	.8	0	0	0	0	2.0
1924	13.1	4.0	8.3	0	0	0	1.0	3.5
1925	10.0	3.0	3.0	0	0	1.0	4.0	3.1
1926	.7	.5	9.5	0	0	0	8.9	2.0
1927	2.0	5.0	5.5	0	0	0	0	9.0
1928	.2	3.0	2.0	0	0	0	0	.5
1929	5.8	2.3	0	0	0	0	7.0	2.5
1930	9.5	4.0	3.5	0	0	0	0	3.0
1931	0	0	11.0	0	0	0	1.0	0
1932	0	0	1.0	0	0	0	5.5	3.5
1933	0	2.0	1.0	0	0	0	0	0
1934	2.0	7.5	7.3	0	0	0	1.0	10.3
1935	0	T	2.5	0	0	0	0	4.0
1936	6.7	2.0	0	.2	0	0	3.0	5.0
1937	11.0	7.5	3.5	0	0	0	1.0	.5
1938	0	12.5	0	0	0	0	.2	0
1939	15.5	8.0	0	0	0	0	0	7.7
1940	15.5	9.0	5.0	2.0	0	0	1.2	0
1941	3.4	3.0	2.0	0	0	0	4.5	2.1
1942	3.0	6.8	.2	0	0	0	0	9.8
1943	1.3	T	2.7	0	0	0	0	6.0
1944	T	8.0	2.2	0	0	0	0	8.5
1945	4.0	8.0	1.0	0	0	0	0	12.1
1946	.4	4.0	0	0	0	0	0	T
1947	3.7	.8	11.4	0	0	0	0	.4
1948	11.4	4.0	5.2	0	0	0	T	2.8
1949			7.9	0	0	0	0	0
1950	1.1	T	1.0	T	0	0	.4	4.8
1951	1.2	6.6	3.0	T	0	T	12.1	4.0
1952	1.3	3.6	3.3	T	T	0	1.0	1.3
1953	.7	T	6.5	0	T	T	T	.4
1954	.7	1.0	2.6	0	0	T	.4	6.1
Average	4.4	3.7	3.2	.2	T	T	1.4	3.5
ROLLA								
1918	18.0	0	0	0	0	0	0	5.0
1919	3.0	6.0	6.0	0	0	0	0	2.0
1920	9.2	.2	2.0	2.0	0	0	0	4.5
1921	3.2	.2	.2	.2	0	0	0	2.0
1922	4.5	0	8.0	0	0	0	0	0
1923	0	.5	.1	0	0	0	0	2.0
1924	6.5	9.2	14.5	0	0	0	.2	3.8
1925	5.4	3.5	1.0	0	0	2.0	1.0	.7
1926	2.0	0	4.0	0	0	0	13.2	0
1927	4.2	6.2	2.0	0	0	0	1.0	1.0
1928	2.0	5.0	14.0	.5	.0	0	.3	0
1929	3.0	9.5	0	0	2.0	0	.2	4.0
1930	8.0	1.5	.8	0	0	0	.5	2.5
1931	2.5	0	7.0	0	0	0	0	0
1932	0	0	.6	0	0	0	4.5	4.0
1933	0	.5	0	0	0	0	0	.5
1934	3.0	8.0	7.0	0	0	0	0	8.5
1935	.5	0	0	0	0	0	0	3.8
1936	3.0	2.0	0	.1	0	0	3.0	1.5
1937	3.0	2.5	2.5	0	0	0	2.0	.5
1938	0	2.0	0	2.0	0	0	0	0
1939	9.1	6.0	0	.1	0	0	0	10.5
1940	8.2	7.2	5.5	.3	0	0	1.2	.2
1941	.7	2.0	1.3	0	0	0	1.0	4.0
1942	3.4	3.5	2.2	0	0	0	0	8.3
1943	3.1	4.0	7.6	0	0	0	0	7.0
1944	2.0	11.0	2.3	0	0	0	0	2.8
1945	5.9	6.0	0	0	0	0	0	7.5
1946	5.0	2.5	0	0	0	0	0	0
1947	2.0	3.9	17.8	0	0	0	0	0
1948	10.5	8.0	5.0	0	0	0	T	T
1949			12.5	T	0	0	0	T
1950	3.0	.5	3.0	T	0	0	1.3	4.3
1951					0	0	16.9	.5
1952	1.5	2.8	.5		0	T		1.5
1953	1.0	T	.4	4.5	T	0	T	.8
1954		2.0	3.0	T	0	0	T	5.5
Average	4.0	3.3	3.6	.3	T	T	1.2	2.6

Year	Jan.	Feb.	Mar.	April	May	Oct.	Nov.	Dec.
WARRENTON								
1918	15.6	.5	0	0	0	0	0	1.5
1919	5.0	8.5	2.0	0	0	0	0	.5
1920	8.0	1.2	1.5	8.0	0	0	0	2.0
1921	4.0	0	3.0	.5	0	0	1.0	6.0
1922	6.5	.8	6.0	0	0	0	0	1.0
1923	0	3.0	.5	0	0	0	0	4.0
1924	7.5	4.0	12.5	0	0	0	1.5	2.5
1925	4.0	4.0	1.0	0	0	.5	2.0	2.5
1926	4.0	2.2	8.0	0	0	0	16.0	.5
1927	4.0	1.5	2.0	0	0	0	4.0	2.0
1928	2.5	4.0	0	0	0	0	.5	4.0
1929	8.5	2.5	0	0	0	0	6.0	5.0
1930	12.5	6.0	6.0	0	0	0	0	1.0
1931	2.3	1.0	10.0	0	0	0	6.0	1.0
1932	1.0	.5	1.5	0	0	0	10.2	5.5
1933	0	4.0	1.3	0	0	0	0	1.0
1934	3.0	11.0	11.0	0	0	0	0	7.5
1935	.5	0	3.0	0	0	0	0	4.0
1936	11.0	2.0	0	0	0	0	2.0	5.5
1937	8.5	4.2	12.0	0	0	0	3.5	1.5
1938	3.5	6.5	0	1.0	0	0	2.0	0
1939	13.0	9.0	0	0	0	0	0	13.5
1940	11.5	9.5	3.0	2.0	0	0	0	0
1941	8.0	6.0	3.0	0	0	0	6.0	3.0
1942	7.0	10.5	2.0	0	0	0	.2	12.7
1943	1.8	1.4	4.0	0	0	0	0	12.7
1944	0	8.3	5.0	0	.4	0	0	7.2
1945	6.2	10.9	1.2	0	0	0	0	12.6
1946	2.1	3.0	0	0	0	0	0	0
1947	3.5	2.0	18.5	0	0	0	0	0
1948	5.2	6.0	6.0	0	0	0	T	9.0
1949	1.0	1.0	12.5	T	0	0	T	T
1950	T	T	1.0	T	0	0	T	4.0
1951	5.0	3.5	5.6	0	0	T	10.5	1.0
1952	5.0	1.5	2.0	0	0	0	1.0	1.5
1953	T	T	8.0	T	0	0	0	T
1954	.4	1.5	3.0	0	0	T	0	4.0
Average	5.2	3.8	4.2	.3	T	T	2.0	3.8

ST. LOUIS								
1918	11.7	.2	0	T	0	0	T	.5
1919	.7	3.1	1.2	T	0	0	T	.3
1920	9.3	1.0	1.9	.2	0	T	T	3.4
1921	2.2	T	0	T	0	0	T	2.4
1922	4.1	5.5	.5	0	0	0	T	.5
1923	T	5.1	.1	T	T	0	T	.7
1924	3.6	2.3	15.7	0	0	0	1.1	2.1
1925	4.9	3.4	T	0	0	.1	.1	.2
1926	3.1	T	2.1	T	0	0	10.4	2.0
1927	1.7	2.1	3.0	T	0	0	.8	2.5
1928	1.1	5.1	.2	T	0	0	T	.7
1929	2.6	5.7	T	0	4.0	T	6.5	6.7
1930	11.0	4.2	1.5	0	0	T	.2	.5
1931	1.5	T	2.7	T	0	0	.3	0
1932	.1	T	.3	0	0	0	5.3	3.9
1933	T	1.5	.1	T	0	0	0	2.2
1934	1.4	8.5	4.5	0	0	0	T	8.8
1935	T	.1	0	T	0	0	T	2.8
1936	7.0	2.1	T	T	0	T	1.1	4.6
1937	2.1	1.4	7.7	0	0	T	2.5	.4
1938	1.1	1.6	0	.3	0	0	2.4	.2
1939	10.6	8.3	.6	T	0	T	0	10.5
1940	10.6	.8	1.4	T	0	0	T	T
1941	3.3	3.5	.5	0	0	0	3.0	2.2
1942	.6	9.3	1.8	0	0	0	T	10.2
1943	2.0	1.0	4.5	T	0	0	.3	4.3
1944	.5	6.9	2.8	0	0	0	.3	6.5
1945	1.9	8.4	T	T	0	0	T	8.3
1946	3.5	1.6	0	0	0	0	T	T
1947	1.8	5.8	12.8	0	0	0	.5	.7
1948	7.1	5.3	4.5	0	0	0	T	5.1
1949	1.9	.5	11.5	T	0	0	T	T
1950	3.0	1.2	1.0	T	0	0	.5	3.9
1951	4.5	2.1	6.5	T	0	T	12.7	1.8
1952	2.6	.9	2.7	T	0	0	1.4	2.5
1953	2.3	T	6.5	1.0	T	0	T	T
1954	.5	T	1.8	0	0	.5	1.0	.7
Average	3.8	4.5	3.4	.1	T	T	1.1	3.2

MISSOURI AGRICULTURAL EXPERIMENT STATION

Year	Jan.	Feb.	Mar.	April	May	Oct.	Nov.	Dec.
FARMINGTON								
1918						0	0	.5
1919	1.0	4.0	3.0	0	0	0	0	.2
1920	6.0	1.5	3.5	1.0	0	0	.2	3.0
1921	3.0	4.0	1.5	0	0	0	0	1.2
1922	5.5	1.5	4.0	0	0	0	0	.4
1923	0	2.2	0	0	0	0	0	2.5
1924	4.5	7.0	20.5	0	0	0	.7	2.0
1925	7.0	2.0	0	0	0	2.0	0	.5
1926	7.0	.2	1.0	0	0	0	4.0	10.0
1927	.5	3.5	4.0	0	0	0	.5	0
1928	0	4.5	7.5	0	0	0	0	0
1929	.2	9.5	0	0	.8	0	2.8	5.2
1930	8.5	0	3.0	0	0	0	0	1.7
1931	2.8	0	.5	0	0	0	.5	0
1932	0	0	.8	0	0	0	4.0	3.9
1933	0	2.9	0	0	0	0	0	4.0
1934	0	4.5	2.5	0	0	0	0	3.5
1935	0	0	0	0	0	0	0	4.1
1936		3.7	0	0	0		2.0	2.5
1937	6.0	1.0	3.5	0	0	0	1.0	0
1938	0	0	0	0	0	0	1.8	0
1939	8.0	8.2	0	0	0	0	0	6.3
1940	10.0	3.2	4.0	0	0	0	0	0
1941	0	2.0	1.0	0	0	0	0	1.0
1942	1.3	2.4	3.0	0	0	0	0	7.3
1943	0	.9	3.9	0	0	0	0	3.5
1944	1.1	5.7	1.4	0	0	0	1.3	2.6
1945	4.5	3.4	0	0	0	0	0	4.8
1946	1.6	.8	0	0	0	0	0	.3
1947	.9	3.1	14.6	0	0	0	0	2.5
1948	12.1	9.8	6.5	0	0	0	T	.4
1949	2.7		12.0	0	0	0	T	T
1950	2.0	1.2	.5	T	0	0	2.0	5.0
1951	.8	4.7	2.1	T	0	T	17.5	1.1
1952	.3	1.0	1.1	T	0	0	.8	1.3
1953	.8	0	1.0	1.0	0	0	T	T
1954	2.4	1.0	2.0	0	0	0	T	1.0
Average	2.8	2.8	3.0	T	T	T	1.0	2.2

SOUTHWEST DISTRICT

Year	Jan.	Feb.	Mar.	April	May	Oct.	Nov.	Dec.
NEVADA								
1918						0	0	12.0
1919	0	6.0	0	0	0	0	0	0
1920	10.0		0	3.0	0	0	0	1.0
1921	8.5	0	0	0	0	0	0	1.0
1922	9.0	4.0	0	0	0	0	0	0
1923	0	.5	0	0	0	0	7.5	0
1924	4.7	5.0	9.5	0	0	0	0	3.8
1925	4.0	0	.5	0	0	2.0	0	7.0
1926	.3	0	13.0	0	0	0	0	0
1927	1.5	4.5	4.5	0	0	0	0	3.0
1928	0	1.0	7.0	0	0	0	0	3.0
1929	4.5	5.6	0	0	0	0	0	1.5
1930	13.5	0	0	0	0	0	0	1.0
1931	0	0	6.0	0	0	0	2.0	0
1932	0	0	1.0	0	0	0	4.0	3.0
1933	0	3.5	0	0	0	0	0	0
1934	2.5	5.5	2.0	0	0	0	3.5	5.0
1935	0	0	0	0	0	0	.5	1.0
1936	.8	0	0	0	0	0	0	2.5
1937	5.0	5.5	2.0	0	0	0	4.0	0
1938	0	6.0	0	6.0	0	0	0	0
1939	11.0	4.0	0	0	0	0	0	5.7
1940	9.6	.8	11.0	0	0	0	.5	.1
1941	8.0	2.3	3.5	0	0	0	.5	1.0
1942	3.0	3.0	0	0	0	0	0	7.7
1943	.7	1.0	4.8	0	0	0	.1	5.2
1944	.5	3.5	2.0	0	0	0	0	4.5
1945	4.5	8.7	1.7	0	0	0	0	7.2
1946	0	4.6	0	0	0	0	0	0
1947	4.0	4.5	.3	0	0	0	0	0
1948	3.5	5.6	8.0	0	0	0	T	T
1949		1.5	.5	0	0	0	0	0
1950		T		0	0	0	0	.6
1951	T	10.3	T	T	0	0	22.7	
1952	3.5			0	0	0	.5	1.0
1953		T	T		T	0	T	1.5
1954			3.0	0	0	0	T	16.0
Average	3.5	2.9	2.4	2.6	T	T	1.2	2.8

LOCKWOOD								
1918	13.5	0	0	.2	0	0	.2	10.0
1919	2.0	10.0	0	0	0	0	0	0
1920	8.0	T	2.0	4.0	0	0	0	5.0
1921	8.0	0	2.0	0	0	0	.2	.5
1922	7.0	5.0	1.0	0	0	0	0	0
1923	0	3.0	0	0	0	0	7.0	0
1924	8.5	6.2	10.0	0	0	0	0	5.0
1925	5.0	.2	0	0	0	.5	3.0	3.5
1926	3.2	0	6.0	0	0	0	.5	0
1927	.5	4.2	6.0	0	0	0	1.0	0
1928	.5	2.0	8.0	0	0	0	.2	1.0
1929	6.0	8.7	0	0	0	0	0	1.0
1930	15.0	0	0	0	0	0	0	3.5
1931	.5	0	6.5	0	0	0	3.0	0
1932	0	0	2.5	0	0	0	4.0	5.0
1933	0	2.0	.7	2.0	0	0	0	0
1934	4.5	10.0	6.5	0	0	0	8.0	7.5
1935	1.0	0	0	0	0	0	0	1.2
1936	.5	2.8	0	0	0	0	0	2.5
1937	6.0	3.5	1.0	0	0	0	6.0	1.5
1938	0	7.0	0	8.0	0	0	1.0	0
1939	14.0	9.0	2.0	0	0	0	0	5.5
1940	14.0	10.5	4.0	0	0	0	0	0
1941	1.5	5.0	7.0	0	0	0	5.0	3.0
1942	8.0	4.5	0	0	0	0	0	4.5
1943	1.3	2.0	11.0	0	0	0	0	3.5
1944	3.0	7.0	1.5	0	0	0	0	3.0
1945	5.0	4.0	0	0	0	0	0	5.0
1946	1.0	4.0	0	0	0	0	0	0
1947	3.0	6.0	2.0	0	0	0	0	0
1948	6.0	8.5	6.0	0	0	0	T	0
1949			3.9	T	0	T	0	0
1950	3.0	0	0	0	0	0	.5	2.0
1951	.5	6.5	3.0		0	T		2.0
1952	2.0		.6	0	0	0	1.0	.5
1953	1.0	T	0		0	0	0	4.5
1954	5.5	2.0	2.0	0	0	0	0	7.2
Average	4.4	3.8	2.6	.4	0	T	1.1	2.4

MISSOURI AGRICULTURAL EXPERIMENT STATION

Year	Jan.	Feb.	Mar.	April	May	Oct.	Nov.	Dec.
SPRINGFIELD								
1918	23.0	T	0	.2	0	T	.4	4.9
1919	3.6	12.7	11.6	0	0	0	T	.3
1920	12.8	2.2	4.1	2.0	0	0	T	1.6
1921	4.6	4.7	0	T	0	0	T	1.1
1922	7.4	5.1	2.6	0	0	0	0	T
1923	0	4.3	.1	0	0	0	0	2.6
1924	3.3	4.6	10.1	0	0	0	T	1.0
1925	7.8	1.0	1.8	0	0	.2	.8	1.8
1926	6.9	2.7	4.2	0	0	0	7.6	T
1927	.1	2.9	6.5	0	0	0	.2	.5
1928	.9	1.0	9.8	T	0	0	1.6	.8
1929	1.8	9.8	T	0	6.1	0	T	4.6
1930	9.2	T	.5	0	0	0	T	4.4
1931	1.2	0	6.8	T	0	0	.6	0
1932	T	.2	2.0	0	0	0	6.8	8.8
1933	T	1.8	.9	5.2	0	0	T	T
1934	5.4	4.9	5.2	0	0	0	15.6	5.0
1935	.2	.7	T	T	0	0	T	1.4
1936	.6	2.3	0	.3	0	T	T	2.7
1937	8.1	2.4	1.4	T	0	0	7.5	1.0
1938	T	6.0	0	2.0	0	0	.2	.3
1939	10.0	7.8	1.7	T	0	T	T	7.0
1940	11.7	7.9	5.5	T	0	0	.5	.2
1941	1.3	7.1	7.3	0	0	0	2.3	2.3
1942	4.6	6.5	.4	0	0	T	T	6.4
1943	.6	1.0	10.8	0	0	0	.2	2.8
1944	5.1	11.1	6.2	T	0	0	T	3.0
1945	6.0	1.8	T	T	0	0	T	3.1
1946	2.4	1.5	T	0	0	0	0	T
1947	1.7	5.3	2.2	0	0	0	.4	T
1948	7.1	6.4	3.0	0	0	0	T	T
1949	1.9	.1	5.8	T	T	0	0	.4
1950	2.9	T	1.5	T	T	0	.3	3.5
1951	2.0	4.3	.9	1.7	T	.6	19.5	1.1
1952	1.0	.5	.4	T	T	T	2.4	1.5
1953	1.2	.8	.4	.4	.6	0	T	.9
1954	2.8	2.2	2.8	0	0	0	T	4.9
Average	4.2	4.6	3.4	.4	.1	T	1.6	3.1
NEOSHO								
1918	24.5	0	0	0	0	0	.5	3.0
1919	.1	5.0	0	0	0	0	0	0
1920	6.0	1.0	1.5	0	0	0	0	.2
1921	5.0	4.0	0	0	0	0	0	0
1922	3.5	2.0	1.0	0	0	0	0	0
1923	0	3.0	0	0	0	0	0	0
1924	3.5	5.0	8.0	0	0	0	0	3.0
1925	4.0	0	0	0	0	0	0	.5
1926	5.0	.5	0	0	0	0	.5	0
1927	.2	6.0	7.0	0	0	0	0	0
1928	1.1	1.0	3.0	0	0	0	0	0
1929	9.5	11.0	0	0	0	0	0	1.5
1930	25.0	0	0	0	0	0	0	4.0
1931	4.1	0	4.0	0	0	0	0	0
1932	0	0	3.5	0	0	0	2.0	6.0
1933	0	1.5	0	0	0	0	0	0
1934	0	0	.9	0	0	0	4.5	1.8
1935	.5	0	0	0	0	0	0	.5
1936	0	.8	0	0	0	0	0	0
1937	6.5	.5	2.1	0	0	0	3.8	.3
1938	0	2.0	0	3.2	0	0	0	0
1939	7.2	1.7	0	0	0	0	0	2.8
1940	7.0	1.0	1.0	0	0	0	0	0
1941	1.0	4.3	9.5	0	0	0	0	0
1942	3.9	5.0	0	0	0	0	0	4.0
1943	.5	0	4.2	0	0	0	0	4.0
1944	2.0	7.0	1.0	0	0	0	0	1.5
1945	5.0	4.2	.5	0	0	0	0	6.5
1946	0	1.5	0	0	0	0	0	0
1947	2.5	4.0	1.2	0	0	0	0	0
1948	6.3	9.7	5.7	0	0	0	T	T
1949	9.7	.5	5.5	T	0	0	0	.5
1950	2.3	T	T	0	0	0	T	0
1951	2.0			T	0	0	16.8	T
1952	5.0	2.0		0	0	0	1.0	T
1953		T	0	0	0	0	T	.5
1954			1.0	0	0	0	T	5.0
Average	4.4	2.4	1.7	T	0	0	.8	1.3

Year	Jan.	Feb.	Mar.	April	May	Oct.	Nov.	Dec.
SELIGMAN								
1918	15.9	0	0	0	0	0		6.5
1919	0	5.6	0	0		0	0	
1920	0	5.0	1.0					
1921							0	0
1922	2.5	2.5	0	0	0	0	0	0
1923	0	3.5	0	0	0			0
1924	4.0	1.0	20.5	0		0	0	0
1925	3.8	.5	.5	0		0		.5
1926	10.0		4.0	0	0		8.0	T
1927	T	6.5	6.0	0	0	0	0	.5
1928	0	4.0	0	0	0	0	0	1.0
1929	2.1	18.1	0	0	0	0	.1	1.5
1930	12.1	0	0	0	0	0	0	7.5
1931	2.0		5.5			0	0	0
1932	0	T	3.0	0		0	2.5	7.2
1933	0	3.0	.5	11.0	0	0	0	0
1934	4.5	.5	9.0	0	0	0		2.0
1935	T	.1	0	0	0	0	0	3.0
1936	.5	1.5	0	0	0	0	0	0
1937	9.0	1.0	1.0	0	0	0	6.0	1.0
1938	T	2.0	0	1.0	0	0	0	
1939	8.5	5.0	0	0	0	0	1.5	
1940	8.0	9.5	1.0	0	0	0	.3	0
1941	1.0	5.0	7.5	0	0	0	0	1.0
1942	2.5	3.0	0	0		0	0	0
1943	.5	T	5.5	0	0	0	0	.5
1944	8.5	6.0	1.0	0	0	0	0	3.5
1945	7.0	5.0	0	0	0	0	0	3.5
1946	0	1.0	0	0	0	0	0	T
1947	T	3.5	3.0	0	0	0	0	0
1948	5.0	7.0	8.0	0	0	0	3.0	
1949	3.0		2.5	0	T	0	0	
1950	1.5	0	0	0	0	0	0	5.0
1951	T	4.0	2.0	0	0	0	9.0	T
1952			T	0	0	0	3.0	0
1953	1.0	T	0	0	0	0	0	T
1954	5.0		T	0	0	0	0	6.5
Average	3.4	3.3	2.2	.4	0	0	1.0	1.8
LEBANON								
1918	20.0	0	0	0	0	0	0	5.5
1919	T	17.0	0	0	0	0	0	0
1920	12.0	0	.8	1.5	0	0	0	3.2
1921	4.5	0	.8	0	0	0	0	1.5
1922	5.7	.2	6.8	0	0	0	0	0
1923	0	2.0	0	0	0	0	0	0
1924	4.6	6.5	8.0	0	0	0	0	3.5
1925	4.5	1.5	1.5	0	0	2.0	1.0	1.0
1926	3.0	0	4.0	1.0	0	0	8.0	0
1927	1.0	1.5	5.0	0	0	0	0	0
1928	1.5	1.0	8.0	0	0	0	0	0
1929	0	19.5	0	0	2.0	0	0	3.5
1930	10.5	0	.5	0	0	0	0	1.5
1931	3.0	0	8.5	0	0	0	0	0
1932	0	0	1.5	0	0	0	4.0	8.0
1933	0	2.5	1.0	0	0	0	0	0
1934	2.5	7.5	9.5	0	0	0	7.0	5.0
1935	0	0	0	0	0	0	0	3.0
1936	2.0	1.2	0	0	0	0	0	
1937				0	0	0	4.5	.2
1938	0	7.8	0	3.0	0	0	0	0
1939	9.0	8.0	0	0	0	0	0	8.0
1940	10.5	6.0	8.0	0	0	0	.5	1.0
1941	0	1.0	2.5	0	0	0	2.6	3.2
1942	2.0	6.8	.1	0	0	0	0	5.7
1943	1.5	0	5.5	0	0	0	0	8.0
1944	3.2	10.5	2.3	0	0	0	0	2.0
1945	6.7	7.5	0	0	0	0	0	7.5
1946	0	1.5	0	0	0	0	0	0
1947	2.0	3.0	3.0	0	0	0	0	0
1948	5.5	9.6	5.0	0	0	0		
1949			7.5	0	0			.2
1950	3.0	0	1.5	0	0	0	1.5	3.0
1951	1.3	5.5	4.3	1.0	T	0		
1952				0	0	0	1.0	T
1953		0	T	0	0	0	1.0	3.0
1954	1.0	4.0	T	0	0	0	1.0	2.0
Average	3.6	3.8	2.7	.2	T	T	.9	2.3

MISSOURI AGRICULTURAL EXPERIMENT STATION

Year	Jan.	Feb.	Mar.	April	May	Oct.	Nov.	Dec.
MOUNTAIN GROVE								
1918	14.0	0	0	0	0	0	0	0
1919	1.5	6.5	2.0	0	0	0	0	0
1920	4.0	4.7	1.2	0	0	0	0	1.5
1921	4.5	5.0	.5	0	0	0	0	0
1922	2.7	0	2.5	0	0	0	0	0
1923	0	1.5	0	0	0	0	0	1.0
1924	2.0	1.0	11.8	0	0	0	0	1.2
1925	9.0	.7	.2	0	0	0	0	0
1926	8.0	.2	3.7	0	0	0	7.0	1.5
1927	1.5	2.5	4.0	0	0	0	0	0
1928	0	.5	4.5	0	0	0	0	0
1929	2.0	12.5	0	0	.1	0	0	1.5
1930	8.5	0	0	0	0	0	0	9.3
1931	3.0	0	7.0	0	0	0	0	0
1932	0	.5	.2	0	0	0	2.0	4.1
1933	0	3.2	0	0	0	0	0	0
1934	3.0	3.1	7.7	0	0	0	0	6.5
1935	1.5	1.1	0	0	0	0	0	4.5
1936	4.0	7.5	0	0	0	0	0	.5
1937	5.2	1.0	.5	1.0	0	0	11.5	0
1938	0	2.0	0	1.0	0	0	0	0
1939	11.7	6.5	0	0	0	0	0	10.5
1940	10.6	8.8	9.5	0	0	0	0	1.0
1941	.1	1.5	2.7	0	0	0	.5	.8
1942	2.6	4.3	2.2	0	0	0	0	5.5
1943	2.0	0	6.0	0	0	0	0	3.0
1944	5.3	5.5	1.0	0	0	0	0	.3
1945	6.7	2.3	0	0	0	0	0	5.0
1946	.7	3.5	0	0	0	0	0	.4
1947	1.6	3.6	3.3	0	0	0	0	.8
1948	6.4	11.8	6.0	0	0	0	.1	.3
1949	2.3	3.0	3.0	0	0	0	0	2.0
1950	2.7	.2	.3	0	0	0	2.0	5.5
1951	2.3	5.0	.2	0	0	0	21.0	1.0
1952	1.0	T	1.2	0	0	0	.7	1.5
1953	.1	.1	.5	.5	0	0	2.5	.4
1954	5.5	.7	4.5	0	0	0	.5	5.0
Average	<u>3.8</u>	<u>3.0</u>	<u>2.3</u>	<u>T</u>	<u>T</u>	<u>0</u>	<u>1.2</u>	<u>2.0</u>

SOUTHEAST DISTRICT

Year	Jan.	Feb.	Mar.	April	May	Oct.	Nov.	Dec.
SALEM								
1918	17.9	0	0	0	0	0	0	1.2
1919	2.3	8.5	3.1	0	0	0	0	.8
1920	11.8	2.1	.8	.6	0	0	0	3.0
1921	3.8	2.0	0	0	0	0	0	1.2
1922	5.7	3.2	5.1	0	0	0	0	.4
1923	0	5.0	0	0	0	0	0	3.0
1924	5.6	6.2	18.0	0	0	0	0	2.8
1925	7.5	3.7	1.3	0	0	1.6	.5	2.3
1926	8.7	.5	4.6	0	0	0	9.4	1.2
1927	1.5	3.0	8.2	0	0	0	0	.5
1928	.5	5.6	6.6	0	0	0	.4	0
1929	1.0	10.7	0	0	.7	0	0	6.0
1930	10.6	1.0	.8	0	0	0	0	3.8
1931	5.8	0	5.1	0	0	0	0	0
1932	0	0	0	0	0	0	2.0	4.0
1933	0	1.2	0	0	0	0	0	.5
1934	4.0	6.5	.8	0	0	0	0	6.5
1935	0	0	0	0	0	0	0	2.0
1936	2.5	1.0	0	0	0	0	2.0	0
1937	4.0	2.0	.7	0	0	0	3.0	0
1938	0	2.0	0	0	0	0	0	0
1939	8.0	10.6	0	0	0	0	0	7.0
1940	8.0	5.0	10.5	0	0	0	0	0
1941	0	0	0	0	0	0	0	2.0
1942	1.5	1.5	0	0	0	0	0	7.0
1943	0	.5	5.5	0	0	0	0	3.5
1944	1.0	7.0	2.0	0	0	0	0	.5
1945	6.6	3.0	0	0	0	0	0	2.8
1946	0	.5	0	0	0	0	0	0
1947	.8	3.0	8.0	0	0	0	0	0
1948	7.3	7.0	6.8	0	0	0	T	.5
1949	2.5	0	10.0	0	T	0	0	0
1950	T	T	T	0	0	0	1.0	4.1
1951	T	6.5	2.1	T	0	0	0	T
1952	0	1.0	T	0	0	0	.5	.5
1953	.5	0	T	1.0	0	0	0	.3
1954	.5	.5	3.5	0	0	0	0	0
Average	3.8	3.0	2.8	T	T	T	.5	1.8

BIRCH TREE								
1918	23.0	0	0	0	0	0	0	0
1919	0	2.0	8.0	0	0	0	0	0
1920	2.0	6.0	0	0	0	0	0	1.0
1921	4.0	6.0	0	0	0	0	0	0
1922	8.0	1.0	1.0	0	0	0	0	0
1923	0	0	0	0	0	0	0	0
1924	1.0	1.0	13.0	0	0	0	0	2.0
1925	10.0	0	0	0	0	.5	0	0
1926	11.0	2.0	6.0	0	0	0	7.0	11.0
1927	1.0	1.0	1.0	0	0	0	0	0
1928	0	1.0	3.0	0	0	0	0	0
1929	0	15.0	0	0	0	0	0	1.5
1930	13.5	0	0	0	0	0	0	3.0
1931	8.0	0	1.0	0	0	0	0	0
1932	0	.5	.5	0	0	0	4.0	4.0
1933	0	3.5	0	0	0	0	0	0
1934	0	3.0	2.7	0	0	0	0	2.5
1935	0	0	0	0	0	0	0	5.0
1936	1.5	7.0	0	0	0	0	0	0
1937	3.0	2.0	0	0	0	0	5.0	0
1938	0	0	0	0	0	0	0	0
1939	9.5	11.0	0	0	0	0	0	8.5
1940	7.5	5.0	10.0	0	0	0	0	.5
1941	0	3.5	4.0	0	0	0	0	.5
1942	4.0	2.5	3.0	0	0	0	0	5.0
1943	2.0	0	3.5	0	0	0	.2	.3
1944	3.0	0	.3	0	0	0	0	.5
1945	7.0	2.2	0	0	0	0	0	4.5
1946	0	2.0	0	0	0	0	0	0
1947	.2	3.1	1.0	0	0	0	0	3.0
1948	5.3	7.8	7.0	0	0	0	1.9	0
1949	0	.7	0	0	0	0	0	T
1950	1.5	2.0	T	0	0	0	1.5	3.1
1951	0	0	0	T	0	0	10.0	1.0
1952	0	1.0	0	0	0	0	T	.5
1953	.1	T	0	T	0	0	.4	T
1954	0	0	T	0	0	0	0	1.0
Average	3.8	2.6	1.8	T	0	T	.8	1.6

MISSOURI AGRICULTURAL EXPERIMENT STATION

Year	Jan.	Feb.	Mar.	April	May	Oct.	Nov.	Dec.
KOSHKONONG								
1918	42.0	.5	0	0	0	0	0	0
1919	1.0	4.0	1.5	0	0	0	0	0
1920	0	7.0	3.0	8.0	0	0	0	2.0
1921	4.5	6.0	0	0	0	0	0	0
1922	6.0	0	0	0	0	0	0	0
1923	0	0	0	0	0	0	0	0
1924	6.0	0	19.0	0	0	0	0	2.0
1925	6.0	0	.5	0	0	.2	0	0
1926	5.5	1.0	2.4	0	0	0	0	6.0
1927	0	2.0	3.0	0	0	0	0	0
1928	0	0	0	0	0	0	0	0
1929	0	21.5	0	0	0	0	0	6.0
1930	14.0	0	0	0	0	0	0	4.0
1931	9.0	0	0	0	0	0	0	0
1932	0	0	0	0	0	0	1.0	5.0
1933	0	4.0	0	0	0	0	0	0
1934	0	8.0	1.0	0	0	0	0	2.0
1935	0	0	0	0	0	0	0	5.2
1936	1.0	7.0	0	0	0	0	.2	0
1937	3.5	2.0	0	0	0	0	1.0	0
1938	0	0	0	0	0	0	0	0
1939	3.3	11.8	0	0	0	0	0	8.1
1940	7.2	4.9	4.0	0	0	0	0	.5
1941	0	4.1	4.0	0	0	0	0	2.0
1942	7.0	.5	2.0	0	0	0	0	4.5
1943	0	0	1.0	0	0	0	.3	0
1944	3.0	7.0	0	0	0	0	0	0
1945	3.0	1.8	0	0	0	0	0	4.0
1946	0	5.0	0	0	0	0	0	0
1947	2.0	7.3	.5	0	0	0	0	4.0
1948	4.4	3.2	3.5	0	0	0	1.1	0
1949	T			0	T	0	0	0
1950	.4	2.3	T	0	0	0	T	3.0
1951	.5	.8	.1	T	0	0	5.5	0
1952	T	.2	0	0	0	0	.5	0
1953	0	0	T	T	T	0	2.8	T
1954		T		0	0	0	0	0
Average	3.6	3.2	1.3	.2	T	T	.3	1.7
POPLAR BLUFF								
1918	47.5	.2	0	0	0	0	0	0
1919	.2	.6	0	0	0	0	0	0
1920	0	0	0	0	0	0	0	0
1921	.3	9.4		0	0	0	0	0
1922	3.8	0	0	0	0	0	0	0
1923	0	0	0	0	0	0	0	0
1924	2.9	1.5	4.0	0	0	0	0	1.5
1925	3.0	0	0	0	0	3.0	0	.5
1926	3.5	4.5	.5	0	0	0	0	5.0
1927	0	3.5	2.5	0	0	0	0	0
1928	0	1.0	0	0	0	0	0	0
1929	0	11.2	0	0	0	0	0	8.5
1930	8.8	0	0	0	0	0	0	1.2
1931	4.0	0	.3	0	0	0	0	0
1932	0	0	.8	0	0	0	0	5.0
1933	0	4.0	0	0	0	0	0	0
1934	0	1.5	1.2	0	0	0	0	3.0
1935	0	0	0	0	0	0	0	6.0
1936	2.5	4.5	0	0	0	0	2.5	0
1937	2.5	2.5	0	0	0	0	1.0	0
1938	0	0	0	0	0	0	0	0
1939	3.0	12.0	0	0	0	0	0	3.0
1940	8.1	2.5	7.5	0	0	0	0	.5
1941	0	.5	0	0	0	0	0	0
1942	8.0	.5	0	0	0	0	0	4.0
1943	2.0	0	4.0	0	0	0	0	.5
1944	2.0	8.0	0	0	0	0	0	0
1945	5.0	1.8	0	0	0	0	0	7.0
1946	0	.5	0	0	0	0	0	0
1947	1.0	3.0	0	0	0	0	0	2.0
1948	2.5	5.9	1.0	0	0	0	T	3.0
1949	2.0		.7	0	0	0	0	0
1950	5.0	1.0	0	0	0	0	1.0	6.5
1951	2.0	4.0	.3	0	0	0	2.5	1.0
1952	0	3.0	T	0	0	0	T	0
1953	0	0	0	0	0	0	0	0
1954	4.5	0	T	0	0	0	0	T
Average	3.4	2.4	.6	0	0	T	.2	1.6

STATION BULLETIN 650

Year	Jan.	Feb.	Mar.	April	May	Oct.	Nov.	Dec.
JACKSON								
1918	35.7	.5	0	0	0	0	0	1.5
1919	1.0	.5	0	0	0	0	0	.3
1920	1.2	3.7	1.5	0	0	0	0	1.0
1921	2.5	6.5	0	0	0	0	0	0
1922	4.0	0	2.0	0	0	0	0	0
1923	0	.5	0	0	0	0	0	.2
1924	2.0	7.5	14.0	0	0	0	.5	2.5
1925	6.0	.5	1.0	0	0	2.7	0	2.0
1926	11.0	5.0	0	0	0	0	1.4	13.0
1927	0	6.0	5.2	0	0	0	0	0
1928	T	3.0	3.0	0	0	0	0	0
1929	.5	8.6	0	0	0	0	0	3.5
1930	6.5	0	3.2	0	0	0	0	4.0
1931	7.0	0	0	0	0	0	0	0
1932	T	0	2.5	0	0	0	8.0	5.0
1933	0	2.5	0	0	0	0	0	1.0
1934	0	5.5	1.0	0	0	0	0	1.0
1935	1.0	0	0	0	0	0	0	4.5
1936	3.0	8.0	0	0	0	0	2.0	0
1937	7.0	4.0	.5	0	0	0	0	0
1938	T	0	0	.5	0	0	2.5	0
1939	2.4	16.2	0	0	0	0	0	8.0
1940	8.0	12.0	6.0	0	0	0	0	0
1941	0	1.0	0	0	0	0	0	T
1942	3.5	2.0	1.6	0	0	0	0	5.7
1943	0	.3	3.5	0	0	0	.5	1.0
1944	1.5	4.7	.5	0	0	0	0	T
1945	4.0	0	0	0	0	0	0	5.8
1946	T	T	0	0	0	0	0	.1
1947	.1	3.3	6.9	0	0	0	0	3.6
1948	3.8	8.0	1.8	0	0	0	T	T
1949	1.0	T	6.0	0	T	T	T	T
1950	2.4	.7	T	T	0	0	4.2	6.7
1951	6.0		.7	T	0	0	5.0	1.5
1952		T	T	0	0	0	T	T
1953	T	T	T	T	0	0	T	T
1954	7.0	T	T	0	0	T	T	T
Average	3.6	3.0	1.8	T	T	T	.6	1.9
SIKESTON								
1920						0	0	0
1921	2.0	11.0	0	0	0	0	0	0
1922	3.0	0	0	0	0	0	0	0
1923	0	0	0	0	0	0	0	0
1924	0	0	7.0	0	0	0	0	.9
1925	5.2	0	0	0	0	3.0	0	0
1926	4.5	1.1	.1	0	0	0	.5	1.0
1927	0	2.0	4.0	0	0	0	0	0
1928	0	0	0	0	0	0	0	0
1929	0	10.4	0	0	0	0	0	6.8
1930	6.8	0	.2	0	0	0	0	1.2
1931	4.0	0	.4	0	0	0	0	0
1932	1.0	0	3.0	0	0	0	0	1.5
1933	0	4.9	0	0	0	0	0	0
1934	0	1.8	1.5	0	0	0	0	1.5
1935	0	0	0	0	0	0	0	2.6
1936	2.8	10.8	0	0	0	0	3.0	0
1937	0	1.0	0	0	0	0	1.3	.3
1938	.5	0	0	0	0	0	.2	0
1939	3.7	10.5	0	0	0	0	0	2.2
1940	8.6	8.8	6.5	0	0	0	0	.5
1941	0	.5	0	0	0	0	0	0
1942	6.5	1.2	1.2	0	0	0	0	1.6
1943	1.5	1.0	6.0	0	0	0	0	.2
1944	2.0	5.5	.5	0	0	0	0	.5
1945	6.0	0	0	0	0	0	0	5.6
1946	.7	0	0	0	0	0	0	0
1947	1.4	6.8	1.5	0	0	0	0	2.0
1948	4.7	4.2	.3	0	0	0	T	T
1949			2.1	0	0	0	0	T
1950	2.8	0	0	0	0	0	2.0	5.2
1951	4.5	4.0	1.7	.1	T	0	T	.2
1952	T	3.0	T	0	0	0	T	T
1953	T	T	T	T	0	0	0	T
1954	4.0	T	T	0	0	0	T	T
Average	2.3	2.8	1.0	T	T	T	.2	.9

MISSOURI AGRICULTURAL EXPERIMENT STATION

Year	Jan.	Feb.	Mar.	April	May	Oct.	Nov.	Dec.
CAIRO, ILLINOIS								
1918	24.2	.8	0	T	0	0	0	T
1919	.7	1.1	0	0	0	0	0	T
1920	T	4.3	.2	T	0	0	T	.4
1921	4.5	9.0	0	T	0	0	T	T
1922	4.0	T	T	0	0	0	T	0
1923	0	1.2	T	0	0	0	0	.4
1924	2.0	2.4	2.0	0	0	0	T	2.5
1925	3.4	T	1.3	0	0	2.0	0	1.1
1926	6.0	2.4	T	0	0	0	.5	1.2
1927	T	1.2	3.3	0	0	0	T	T
1928	T	.3	.1	0	0	0	0	T
1929	T	11.5	T	0	0	0	T	6.6
1930	5.5	T	.3	0	0	T	T	3.5
1931	7.3	0	.5	0	0	0	0	0
1932	.9	T	2.0	0	0	0	1.6	2.0
1933	T	3.8	T	0	0	0	0	T
1934	T	1.3	1.4	0	0	0	0	1.5
1935	.1	T	0	0	0	0	T	4.7
1936	1.4	8.0	T	T	0	0	4.3	T
1937	T	3.6	T	0	0	0	1.3	.5
1939	1.1	.1	0	T	0	0	.4	T
1939	2.1	12.0	T	0	0	T	0	1.9
1940	7.8	4.3	2.6	T	0	0	0	.2
1941	T	2.4	1.3	0	0	0	T	T
1942	5.4	1.3	.2	0	0	0	0	2.4
1943	1.9	.8	4.5	0	0	0	T	.5
1944	1.8	5.9	.1	0	0	0	0	.6
1945	3.7	.1	0	0	0	0	T	4.5
1946	.2	1.4	0	0	0	0	0	1.6
1947	T	6.2	3.8	T	0	0	T	.8
1948	5.0	4.4	.5	0	0	0	0	T
1949	1.9	0	4.0	0	0	T	T	T
1950	4.2	T	T	T	0	0	2.6	7.5
1951	11.3	.2	1.9	T	0	0	1.0	1.3
1952	T	4.8	T	T	T	0	.6	.4
1953	T	T	.1	T	0	0	0	T
1954	4.0	T	T	T	0	0	T	T
Average	3.0	2.4	1.0	T	0	T	.2	—
CARUTHERSVILLE								
1918	23.0	1.0	0	0	0	0	0	0
1919	0	1.5	0	0	0	0	0	0
1920	0	6.0	0	0	0	0	0	0
1921	3.0	9.0	0	0	0	0	0	0
1922	4.0	0	0	0	0	0	0	0
1923	0	1.0	0	0	0	0	0	0
1924	0	2.0	0	0	0	0	0	0
1925								.7
1926	.7	1.6	0	0	0	0		
1927	0	1.4	.4	0	0			
1928	0	0	0	0	0	0	0	0
1929	0	4.5	0	0	0	0	1.0	4.0
1930	5.0	0	.3	0	0	0	0	8.0
1931	1.5	0	.2	0	0	0	0	0
1932	0	0	1.0	0	0	0	0	2.2
1933	0	3.5	0	0	0	0	0	0
1934	0	0	.7	0	0	0	0	0
1935	0	0	0	0	0	0	0	3.5
1936	3.3	7.0	0	0	0	0	4.0	1.0
1937	0	0	0	0	0	0	.5	0
1938	0	0	0	0	0	0	0	0
1939	1.5	5.5	0	0	0	0	0	0
1940	6.0	8.0	7.0	0	0	0	0	.4
1941	0	2.5	0	0	0	0	0	0
1942	7.0	0	0	0	0	0	0	.4
1943	5.5	0	1.0	0	0	0	0	0
1944	3.0	1.8	0	0	0	0	0	0
1945	1.6	1.0	0	0	0	0	0	4.5
1946	0	2.0	0	0	0	0	0	0
1947	3.0	7.8	1.0	0	0	0	0	0
1948	6.8	2.6	.2	0	0	0	T	T
1949			2.0	0	T	0	0	T
1950	1.0	0	T	T	0	0	2.0	4.0
1951	2.5	4.5	1.0	T	0	0		0
1952	0	1.0	T	0	0	0	.5	T
1953	0	0	T	0	0	0	0	T
1954	.3	1.0	T	0	0	T	T	T
Average	2.3	2.2	.4	0	0	0	.2	.8