



## Butler University Digital Commons @ Butler University

---

Digital Collections Reports

University Libraries

---

2015

# Digital Commons Annual Report 2014-2015

Andrew Welp

*Butler University*, [anwelp1@butler.edu](mailto:anwelp1@butler.edu)

Franny Gaede

*Butler University*, [fgaede@butler.edu](mailto:fgaede@butler.edu)

Follow this and additional works at: <http://digitalcommons.butler.edu/reports>

 Part of the [Library and Information Science Commons](#)

---

### Recommended Citation

Welp, Andrew and Gaede, Franny, "Digital Commons Annual Report 2014-2015" (2015). *Digital Collections Reports*. Paper 5.  
<http://digitalcommons.butler.edu/reports/5>

This Article is brought to you for free and open access by the University Libraries at Digital Commons @ Butler University. It has been accepted for inclusion in Digital Collections Reports by an authorized administrator of Digital Commons @ Butler University. For more information, please contact [fgaede@butler.edu](mailto:fgaede@butler.edu).

# Digital Commons @ Butler University

## Annual Report 2014-2015

*Andrew Welp, Butler University Libraries*

*Franny Gaede, Butler University Libraries*

### 1.0 Introduction

The following report details the activity of Digital Commons @ Butler University.

**Section 1** offers historical context by examining the top downloads in Digital Commons @ Butler University (hereafter Digital Commons) since its inception in 2008. These items are drawn from a wide variety of collections, particularly those to do with student scholarship and have been consistently high performers since their deposit. 2014-2015 benchmarks for total downloads, total deposits, and new faculty recruitment numbers are also included.

**Section 2** provides detailed analytics for Digital Commons performance in the 12-month period from November 2014 to October 2015. Particular emphasis is placed on the analysis of download activity and referral activity. Download activity allows us to understand download activity as a whole, by type of content, or discipline. Referral activity allows us to determine how the user found repository content and their geographic location.

**Section 3** analyzes historical trends of repository activity from October 2008 through October 2015.

**Section 4** presents a SWOT analysis based on data from Sections 1-3.

**Section 5** discusses the implications of these data.

**Section 6** is an appendix of figures.

### 1.1 Top Downloads of All Time

Table 1 indicates the top nine Digital Commons downloads since 2008. These rankings were calculated by deriving the average number of daily downloads since deposit. Daily download rates are not reported, but these papers represent a diverse and impactful sampling of our holdings.

The most downloaded item in Digital Commons is a 2011 Honors Thesis from the College of Communication, accruing 7,000 downloads since deposit. Three of the top nine items are Undergraduate

Honors Theses. The others are derived from the Office of the Provost, the College of Business, the College of Liberal Arts and Sciences, and the Graduate Theses collection.

Most Popular Papers of All Time	
Based on the average number of full-text downloads per day since the paper was posted	
Communicating During Crisis: A Case Study of the 2010 BP Gulf Oil Spill	Aubrey Nichole Villines
The evolution of manufacturing planning and control systems: From reorder point to enterprise resource planning	Patrick Rondeau and L. A. Litteral
Almodóvar on the Verge of Cocteau's "La Voix humaine"	Linda M. Willem
The Effects of Subliminal Messages in Print Advertisements	Jamie Lynne Wilfong
The Duruflé Requiem: A Guide for Interpretation	Karen Lou Cooksey
A Study of the Causes of the Reading Difficulties of Thirty Children in the Butler Reading Clinic the Summer of 1939	Evelyn Townsend
Formalized Planning in Small Business: Increasing Strategic Choices	L. S. Baird, M. A. Lyles, and J. Burdeane Orris
A Textual Analysis of Barack Obama's Campaign Discourse Regarding His Race	Andrea Dawn Andrews
The Necessity of Disability in Flannery O'Connor's 'Good Country People' and 'The Lame Shall Enter First'	Laura L. Behling

Table 1. Most Popular Papers as of December 17, 2015.

## 1.2 Repository Benchmarks (2014 - 2015)

The benchmarks reported here reflect the current health of the repository in terms of download counts, the amount of content available, and the faculty participation rate.

**One Million Downloads.** Digital Commons reached 1 million downloads in late 2014. As of December 17, 2015, Digital Commons has received over 1.3 million downloads.

**Added Content, Added Awareness.** Total content topped 10,000 full-text items in August 2015, a 30% increase from October 2014. Improved journal intake workflows have enabled staff to deposit almost 2,000 additional items; as of December 17, 2015, Digital Commons contains 11,991 total items.

**New Faculty, New Departments.** With the completion of a backlog of faculty deposit, new initiatives and word of mouth have enabled Digital Commons staff to create SelectedWorks pages for 26 faculty members in the last year. (See Table 2) A number of these new additions have helped improve representation from the College of Pharmacy and Health Services (7 new faculty) and the College of Education (4 new faculty, including Dean Ena Shelley).

New SelectedWorks Pages			
Faculty Name	College	Department	Date Created
Geib, George	LAS	History	11/23/2015
Garver, Lee	LAS	English	11/2/2015
Han, Xianming	LAS	Physics	10/30/2015
Ramsbottom, John	LAS	History	9/21/2015
Edwards, Elise	LAS	Anthropology	9/10/2015
Oliver, Brandie	COE	Counseling	8/25/2015
Reeves, Carol	LAS	English	8/10/2015
Jorgensen, Jeana	LAS	History	7/13/2015
Flessner, Ryan	COE	Education	6/15/2015
Turner, Robin	LAS	Political Science	3/16/2015
Abel, Nick	COE	Counseling	2/26/2015
Shelley, Ena	COE	Dean	2/2/2015
Walton, Alison	COPHS	Pharmaceutical Practice	1/30/2015
Sprunger, Tracy	COPHS	Pharmaceutical Practice	1/27/2015
Hanson, Paul	LAS	History	1/26/2015
Ryder, Priscilla	COPHS	Pharmaceutical Practice	1/14/2015
Beloso, Brooke	LAS	Gender, Women & Sexuality Studies	1/6/2015
Nichols, Kristen	COPHS	Pharmaceutical Practice	1/5/2015
Menéndez Alarcón, Antonio	LAS	Sociology	12/16/2014

O'Malley, Alison	LAS	Psychology	12/10/2014
Lineweaver, Tara	LAS	Psychology	12/5/2014
Kvapil, Lynne	LAS	Classical Studies	11/21/2014
Shiltz, Dane	COPHS	Pharmaceutical Practice	11/17/2014
Knoderer, Chad	COPHS	Pharmaceutical Practice	11/14/2014
Quintanilla, Jose	LAS	Spanish	11/4/2014
Nisly, Sarah	COPHS	Pharmaceutical Practice	10/31/2014
<b>Total New Faculty: 26</b>		(approximately 1 every 2 weeks)	

Table 2. New Digital Commons Participants in 2014 - 2015 ordered by recency.

## 2.0 Digital Commons Activity, 2014 - 2015

The following is a detailed report of site activity and downloads for the 12 month period between November 2014 and October 2015. This time frame was chosen to provide an accurate account of repository activity under the management of current scholarly communication staff. This section outlines the download statistics for the repository, including an analysis of monthly trends, a statistical breakdown by collection, and an analysis of referral data.

### 2.1 Most Popular Papers of 2014 - 2015

The most downloaded paper across the repository was an article from *Word Ways* with 5514 downloads. *Word Ways* accounted for 10 of the 25 top downloaded papers. (See Table 3) The Undergraduate Thesis collection had the second highest representation on the list with 5. While a large portion (40%) of the top papers came from a single publication, it is encouraging that 10 unique collections were represented in this list.

Most Popular Papers of 2014 - 2015		
Title	Collection	Downloads
Words With Two Pairs of Like Letters	Word Ways	5514
The Annual Register and the Annual Catalog of the Northwestern Christian University	Historic Academic Bulletins	2673
Back Cover	Word Ways	2600

Four-Letter Words	Word Ways	2476
Communicating During Crisis: A Case Study of the 2010 BP Gulf Oil Spill	Undergraduate Thesis	2427
The Necessity of Disability in Flannery O'Connor's 'Good Country People' and 'The Lame Shall Enter First'	Provost's Office	2329
A Study of the Causes of the Reading Difficulties of Thirty Children in the Butler Reading Clinic the Summer of 1939	Graduate Thesis	2241
A Dictionary of Common English Trigrams (contd.)	Word Ways	2139
Did You Just Make That Up? Puns in Everyday Conversation	Word Ways	2105
The Duruflé Requiem: A Guide for Interpretation	Undergraduate Thesis	2092
The Ladies' Diary, 18th Century English Almanacs, and One Frustrating Enigma	Word Ways	2075
All-Vowel Three-Letter Words	Word Ways	1927
A Bilingual Pun is Twice the Fun	Word Ways	1813
The evolution of manufacturing planning and control systems: From reorder point to enterprise resource planning	College of Business	1766
Almodóvar on the Verge of Cocteau's "La Voix humaine"	College of Liberal Arts and Sciences	1593
A comparison of total bacteria counts of raw and pasteurized milk	Butler Botanical Journal	1411
Cyclic Difference Words	Word Ways	1352
A Textual Analysis of Barack Obama's Campaign Discourse Regarding His Race	Undergraduate Thesis	1319
The Effects of Subliminal Messages in Print Advertisements	Undergraduate Thesis	1317
A Classification of Words	Word Ways	1162
Forgiveness: Hindu and Western Perspectives	Journal of Hindu-Christian Studies	1162

A.S.P.E.N. Parenteral Nutrition Safety Consensus Recommendations	College of Pharmacy and Health Sciences	1148
Sociological and Psychological Predispositions to Serial Murder	Undergraduate Thesis	1147
The Dynamics of the Hungarian Hyperinflation, 1945-6: A New Perspective	College of Business	1096
Accountants' Liability to Third Parties for Negligent Misrepresentation: The Search for a New Limiting Principle	College of Business	1036

Table 3. Top 25 Most Downloaded Papers from October 2014 - November 2015.

## 2.2 Download Activity (2014 - 2015)

**Total Downloads.** There were 254,249 total full-text downloads between November 2014 and October 2015. This number does not reflect page hits or links redirecting to articles not stored in the repository (see below). This measure was chosen as rather than hits because it is considered by our platform provider to be the most accurate reflection of end-user behavior. Bepress' report engine eliminates downloads from web crawlers and content scrapers, unlike page hits, reflecting downloads by actual users. (Bepress, N.D [[http://www.bepress.com/download\\_counts.html](http://www.bepress.com/download_counts.html)]).

**Total Number of Items.** At the time of data collection, there were 13,825 total items in the repository. This number includes full-text items, as well as records that link out to content hosted elsewhere or are otherwise non-interactive due to copyright issues. We are unable to differentiate between full-text and non-fulltext items with the available data, but measures are otherwise consistent.

**Downloads per Item.** The mean download rate across all collections is 18 downloads/item. This would likely be higher if calculated against only full text items, however this is a favorable number.

Out of the 17 series included in the report, ten performed better than average. The series with the highest impact is the Undergraduate Thesis Collection with 96 downloads/record. The series with the lowest impact is Manuscripts/MSS with approximately 2 downloads/record.

**Percent of Records with No Downloads.** Approximately 42% of items across all collections have not been downloaded. Like the total number of records, this number represents full-text records that could possibly be downloaded and non-full-text records that are non-interactive. As before, we are unable to separate these.

This indicates that 58% of items in the repository have been downloaded at least once, which is an excellent circulation rate (particularly when compared to print holdings). However, this does present an

opportunity to increase search engine optimization (SEO) and visibility of our collections through improved keywords and abstracting.

Only 3 series had less downloaded papers than average: Librarian Papers (61%), College of Communication (55%), and Manuscripts (46%). It should be noted that the low downloads for these papers are seemingly subsidized by high-impact papers in these series based on their aforementioned impact.

**Download Distribution.** A 2010 report from University of Nebraska - Lincoln reported that the bulk of their traffic was driven not by a few high impact articles, but those downloaded 13 times or fewer. ([Royster, 2010](#)) While 50% of overall downloads came from these low-traffic articles, they account for roughly 67% of all items in the collection. At Digital Commons @ Butler, we discovered a reverse trend of this finding.

Distribution Data for 2014 - 2015				
Range	Number of Items	Percentage of Total Items	Downloads	Percentage of Total Downloads
1 - 9 Downloads	5270	66%	15786	6%
10 - 49 Downloads	1773	22%	40095	16%
50 - 99 Downloads	480	6%	33421	13%
100 - 999 Downloads	478	6%	115998	46%
1000+ Downloads	26	< 1%	48949	19%

Table 4. Distribution data for all items downloaded more than once between October 2014 - November 2015.

Contrary to Royster’s findings, the majority of downloads in the Butler repository can be attributed to a small number of overall items; less than 13% of the total items account for 78% of all downloads.

### 2.2.1 Monthly Trends

Download rates spiked in late February and late September from the low 20,000s to almost 30,000 downloads per month. While we could venture a few guesses as to why this occurred, we have no evidence this is anything other than the natural ebb and flow of web traffic.



## 2.2.2 Breakdowns by Item Type

Breakdowns by Item Type				
Totals	Journals	Colleges	Theses	Library Content
No. of Items	8877	1427	537	170
No. of Downloads	148,932	58,387	35,632	6,401

Table 5. Number of items and downloads by item type.

**Journals.** Digital Commons' open access journals have been driving the growth of the repository, representing the largest proportion of content available and number of downloads. On average, each journal item was downloaded 16.8 times. The journal *Word Ways* is a leader in this area, with 4423 full-text items and 96,250 downloads.

Journals focused on student work are of particular interest to the library and the university. In 2014 - 2015, scholarly communication staff assisted in launching the *Butler Journal of Undergraduate Research* (BJUR), which has had an excellent reception, as well as digitizing back issues of the student literary magazine *Manuscripts*. This was an enormous undertaking and we look forward to seeing its numbers improve now that it is complete.

Breakdowns by Journal Title					
Title	Total Number of Items	Total Number of Downloads	Most Downloads	Average Number of Downloads	Percentage with No Downloads
BJUR	10	961	400	9.6	0%
Booth	258	3301	364	12	13.6%
Butler Botanical Journal	256	13985	1413	54	4.7%
Journal of Hindu Christian Studies	576	28061	1164	48	6.6%
Manuscripts	3354	6374	137	1.9	45.9%
Word Ways	4423	96250	5528	21.8	18.9%

Table 6. Number of items, downloads, and averages for each active journal title.

**Colleges.** Faculty deposits from all six colleges accounted for the second largest proportion of content and downloads. The 1427 items deposited by faculty members were downloaded 58,387 times, an average of 40.9 times per item.

Breakdowns by College					
Title	Total Number of Items	Total Number of Downloads	Most Downloads	Average Number of Downloads	Percentage with No Downloads*
College of Business	224	17366	1769	77	33.5%
College of Communication	227	4294	1034	18	55.9%
College of Education	66	1516	190	22	15.2%
College of Pharmacy and Health Sciences	135	5639	1150	41	34.8%
College of Liberal Arts and Sciences	761	29516	1593	38	27.7%
Jordan College of the Arts	14	56	43	4	36.7%
University Libraries	124	2157	567	17	61.3%
Historic Academic Bulletins	46	4244	2673	92.3	0.02%

*Table 7.* Number of items, downloads, and averages for each college/collection.

\* Due to copyright and other issues, a larger proportion of items do not have full-text objects available for download.

Most Popular College of Business Papers of 2014 - 2015		
Title	Faculty Member	Downloads
The evolution of manufacturing planning and control systems: From reorder point to enterprise resource planning	Patrick Rondeau	1769
The Dynamics of the Hungarian Hyperinflation, 1945-6: A New Perspective	Peter Z. Grossman	1101

Accountants' Liability to Third Parties for Negligent Misrepresentation: The Search for a New Limiting Principle	Ann Kelly	1041
Formalized Planning in Small Business: Increasing Strategic Choices	J. Burdeane Orris	820
Gender Differences in Communication: Implications for Salespeople	Daniel Mcquiston, Kathryn A. Morris	799

Table 8. Top 5 Most Popular College of Business Papers from October 2014 - November 2015.

Most Popular College of Communication Papers of 2014 - 2015		
Title	Faculty Member	Downloads
Re(de)fining Narrative Events: Examining Television Narrative Structure	Allison Harthcock	1034
Burning Mississippi into Memory? Cinematic Amnesia as a Resource for Remembering Civil Rights	Kristen Hoerl	397
Women and News: Making Connections Between the Global and the Local	Margaretha Geertsema	272
Review of "Experiencing Music Video: Aesthetics and Cultural Context," by Carol Vernallis	Ann M. Savage	234
Rhetorical Counterinsurgency: The FBI and the American Indian Movement	Casey R. Kelley	201

Table 9. Top 5 Most Popular College of Communication Papers from October 2014 - November 2015.

Most Popular College of Education Papers of 2014 - 2015		
Title	Faculty Member	Downloads
Creating Inclusive Learning Communities for ELL Students: Transforming School Principals' Perspectives	Kathryn Brooks, Susan R. Adams	190
Reggio Emilia Approach	Ena Shelley, Ryan Flessner	174

Evidenced-Based School Counseling: Using Data to Write Meaningful SLO's & Program Goals	Thomas Keller, Nick R. Abel	130
Asian and European American Cultural Values, Bicultural Competence, and Attitudes toward seeking Professional Psychological Help among Asian American Adolescents	Nick R. Abel	74
Using PhotoVoice to empower K-12 teachers and students through authentic literacy engagements	Kathryn Brooks, Susan R. Adams	70

Table 10. Top 5 Most Popular College of Education Papers from October 2014 - November 2015.

Most Popular College of Liberal Arts and Sciences Papers of 2014 - 2015		
Title	Faculty Member	Downloads
Almodóvar on the Verge of Cocteau's "La Voix humaine"	Linda Willem	1593
What Does Research Tell Us about Classroom Discussion?	Jay Howard	891
Hindu-Christian Conflict in India: Globalization, Conversion, and the Coterminal Castes and Tribes	Chad M. Bauman	678
On the Violence of Systemic Violence: A Critique of Slavoj Žižek	Harry van der Linden	646
Immigration, "Immanuel Kant", and "Kantian Ethics"	Harry van der Linden	641

Table 11. Top 5 Most Popular College of Liberal Arts and Sciences Papers from October 2014 - November 2015.

Most Popular College of Pharmacy and Health Sciences Papers of 2014 - 2015		
Title	Faculty Member	Downloads
A.S.P.E.N. Parenteral Nutrition Safety Consensus Recommendations	Jane Gervasio	1150
Aspirin Dosing for the Prevention and Treatment of Ischemic Stroke: An Indication-Specific Review of the Literature	Sarah Nisly	342

Medication Utilization Evaluation of Dabigatran and Rivaroxaban within a Large, Multicenter Health System	Sarah Nisly	340
Nutrition Support in Acute Kidney Injury	Jane Gervasio	304
Sildenafil for the Treatment of Pulmonary Hypertension in Pediatric Patients	Chad A. Knoderer	230

Table 12. Top 5 Most Popular College of Pharmacy and Health Sciences Papers from October 2014 - November 2015.

### Jordan College of the Arts

Due to the limited number of items deposited by faculty, we are unable to offer a top five list. There is concern on the part of staff that between copyright issues and lack of multimedia streaming support, Digital Commons is not properly equipped to take in a majority of JCA content. These discussions will continue into 2015 - 2016.

**Theses.** Undergraduate, graduate, and manuscript (handwritten) theses accounted for the third largest proportion of content and downloads. The 537 items deposited by students were downloaded 35,632 times, an average of 66.4 times per item. Student theses have the largest download count per item of any item type in Digital Commons.

Breakdowns by Thesis Type					
Type	Total Number of Items	Total Number of Downloads	Most Downloads	Average Number of Downloads	Percentage with No Downloads
Graduate Theses	256	11970	2244	46.8	37.5%
Manuscript Theses	40	493	124	4.9	0%
Undergraduate Theses	241	23169	2436	96.1	5.8%

Table 13. Number of items, downloads, and averages for each thesis type.

**Libraries and Special Collections.** These collections generated 6,401 downloads across 170 records for a mean rate of 37.7 downloads/record.

Most Popular Librarian Papers of 2014 - 2015		
Title	Faculty Member	Downloads
Using the CRITIC acronym to teach information evaluation	Brad S. Matthies, Jonathan Helmke	567
Technology Partnerships: The PALNI Success Story	Lewis Miller	181
Improving financial information literacy in introduction to financial accounting	Teresa Williams	143
ISO Classical Pronunciation Guide 1992 & 1993	Sheridan Stormes	126
Open Educational Resources @ Butler University: Gateway to Access and Advocacy in Open Education	Franny Gaede, Andrew Welp	102

Table 14. Top 5 Most Popular Librarian Papers from October 2014 - November 2015.

## 2.3 Referral Activity for Digital Commons @ Butler University

### 2.3.1 Referrals by Domain

Domain referrals indicate the domains (unique URLs) that have directed end-users to repository content. Content was accessed from a total of 1622 unique domains. The overwhelming majority of repository content was accessed from Google, Google Scholar, and international variations of these domains. Users are over 11 times more likely to reach content from a Google domain than by accessing it directly from the repository.

### 2.3.2 Referrals by Country

Referrals by Country indicates visitors' top level country domain, enabling us to measure the global reach of the repository. From 11/2014 - 10/2015, Digital Commons had users and downloads from 159 nations on six continents. The largest international traffic hub was India with over 5,400 hundred distinct hits.

Notable countries include:

- Afghanistan (4 hits)
- Greenland (13 Hits)
- Iceland (5 hits)
- Iraq (36 hits)

- Mauritius (16 hits)
- Seychelles (2 hits)
- Vietnam (30 hits)

### 3.0 Historical Trends and Analysis

Digital Commons experienced an increased number of downloads in each of its first four years of existence, but this growth appears to have leveled off in the twelve month period between 2013 - 2014 and 2014 - 2015. This decrease of 18,000 downloads does not necessarily indicate an overall negative trend in the health of the repository, but we believe it indicates the growing diversity of content.

Since its inception, the majority of the activity in the repository can be attributed to one source: *Word Ways*. In the last year, *Word Ways* dropped 30,000 downloads or 10% year over year. The entire repository dropped 18,000 downloads, so increased downloads elsewhere in the repository are compensating for this drop. The diversification of content has made Digital Commons less reliant on the traffic brought in by *Word Ways*.

Historical Trends							
Year	2009	2010	2011	2012	2013	2014	2015
Total Downloads	9284	44162	158352	240952	275026	272482	254249
Number of Papers Downloaded	998	1828	3042	5388	5863	6619	8029
<i>Word Ways</i> Total Downloads	5647	21045	68491	105551	133709	130603	96250
% of Total from <i>Word Ways</i>	61%	48%	43%	44%	49%	48%	38%

Table 15. Historical historical download rates of Digital Commons and the journal *Word Ways* from November to October, 2008 - 2009 through 2014 - 2015

## 4.0 SWOT Analysis

<p style="text-align: center;"><b>Strengths</b></p> <p>Excellent size to impact ratio; download counts per record are impressive.</p> <p style="text-align: center;">Demonstrated international reach</p> <p>Enormous increase in number of full-text items in repository</p>	<p style="text-align: center;"><b>Weaknesses</b></p> <p>42% of repository items have not been downloaded.</p> <p>Over-reliance on <i>Word Ways</i> to drive traffic to the repository. A number of colleges are under-represented.</p>
<p style="text-align: center;"><b>Opportunities</b></p> <p>Improve SEO and visibility through metadata cleanup, i.e. improve keywording and abstracting</p> <p>Improved diversification of content, including journals and disciplinary works,</p>	<p style="text-align: center;"><b>Threats</b></p> <p>Increased visibility of academic social networks, including ResearchGate and Academia.Edu</p> <p>Changing open access policies from major publishers (e.g. Elsevier) create barriers to access and full-text item count</p>

## 5.0 Conclusions

### Discussion

Measuring the impact of a digital repository is no small task. We can get a sense of our impact through various measurements representing the health of a repository: number of items/records, download counts, geographic and disciplinary diversity of downloads. These numbers that we've gathered in this report offer important information on how Digital Commons is used across the world. The real story of impact, although well supported by our presented data, goes beyond metrics.

As the cost of research material becomes ever more unsustainable, researchers are beginning to look outside traditional scholarly structures and academic libraries are positioning themselves to providing alternative models to disseminate research like our own Digital Commons. The scholarly and creative output of Butler University faculty, staff, and students is finding an extensive, international audience impossible without such a platform. The incredible popularity of otherwise-inaccessible and unpublished student work on the cutting edge of the disciplines demonstrates the pivotal role Butler University Libraries play in the continued scholarly success of our community.



Three important truths about scholarly publishing are evident in 2015: turnaround is too slow to sustain the rapid pace of innovation; costs are too high for equitable access to be even remotely close to possible; and that for many researchers, accessibility is more important than prestige (i.e. journal title, author, publisher). Through Digital Commons and our scholarly communication efforts, Butler University Libraries are prepared to respond to these challenges today and going forward.

### **Concluding Remarks**

This year has been one of many milestones and growth in a number of important areas, including content and geographic diversity. This growth has been accompanied by some growing pains, as the importance of previously dominant collections has waned. We are looking forward to an upcoming refresh of the SelectedWorks faculty profile platform and are excited to improve disciplinary representation with a renewed outreach program. We also hope to address some of the download disparities from 2014 - 2015 through improved keywords and abstracting. Finally, we hope that the move to online thesis submission in Spring 2016 will increase the number of students depositing their thesis into Digital Commons by streamlining the process.

# 6.0 Appendix - Figures

## Download Distributions

% of Total Downloads by Download Range

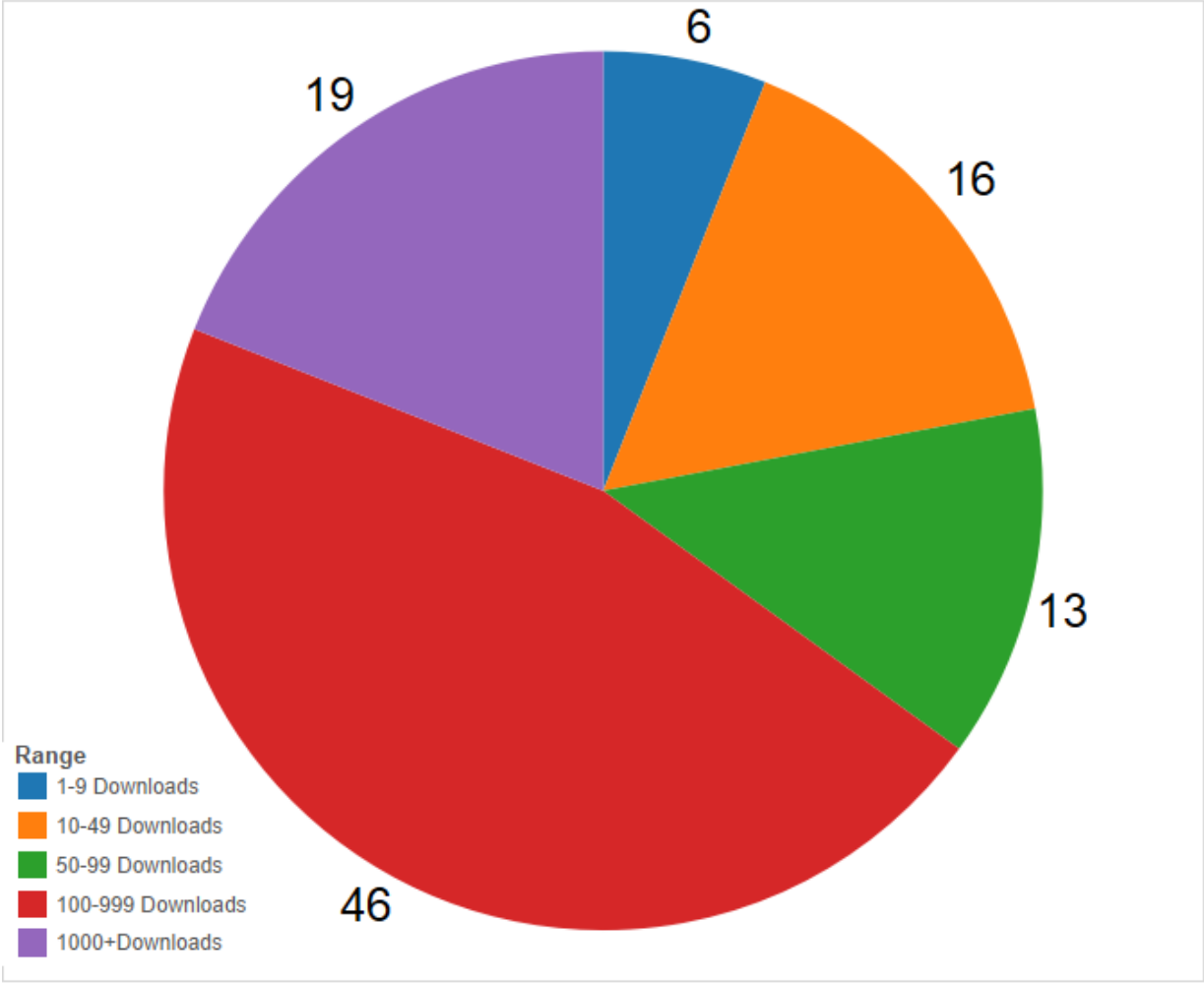


Figure 1. Percentage of total downloads broken down by how many times an item has been downloaded.

Number of Items by Download Range

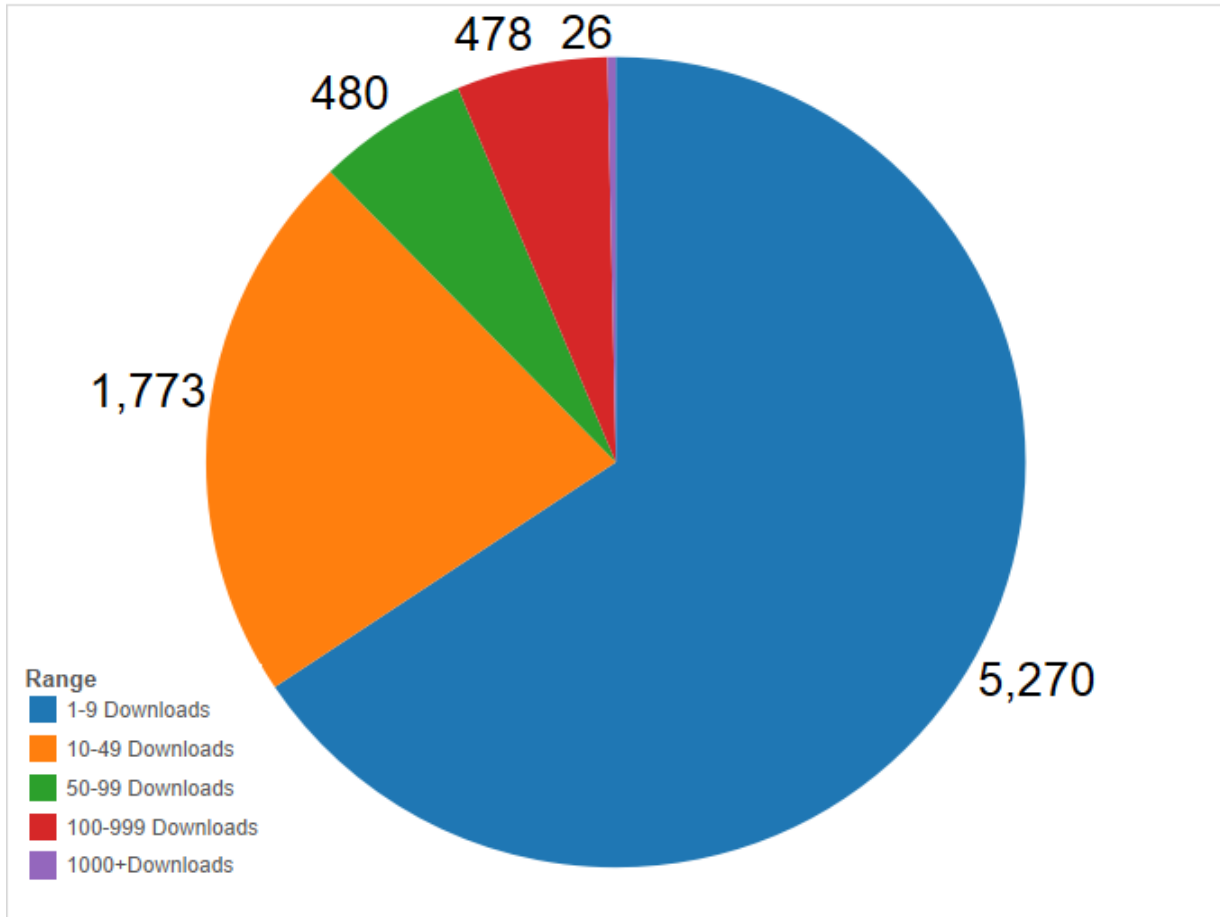


Figure 2. Number of items arranged by how many times they've been downloaded.

## Monthly Trends

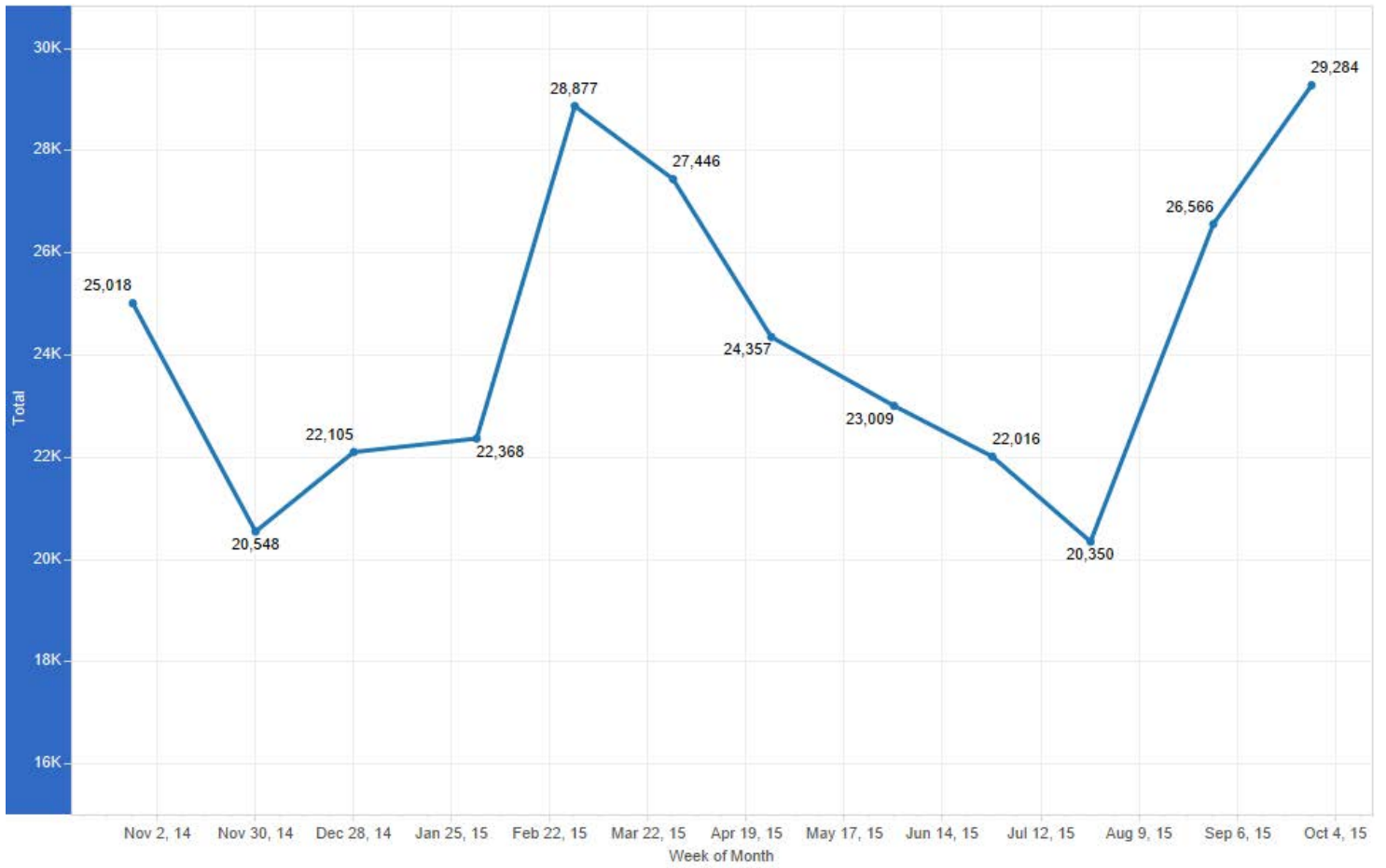


Figure 3. Monthly download trends for Digital Commons November, 2014 through October, 2015.

## Breakdowns by Item Type

### Total Records by Item Type

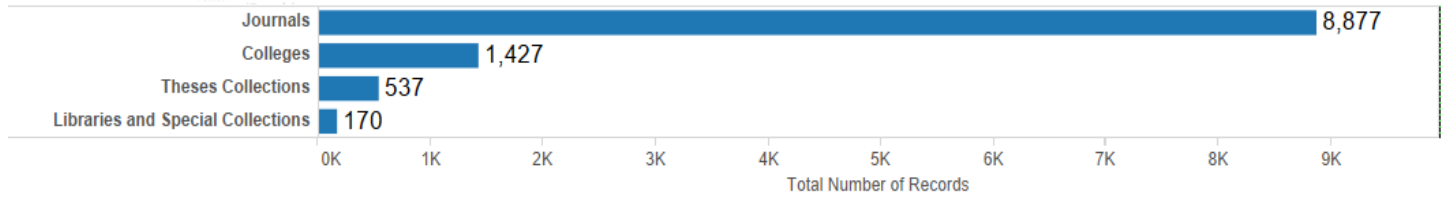


Figure 4. Total records by item type.

### Total Downloads by Item Type

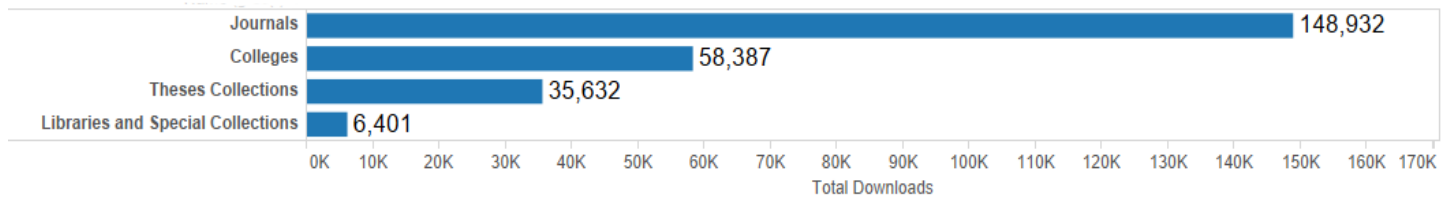


Figure 5. Total downloads by item type.

## Comparison by Division

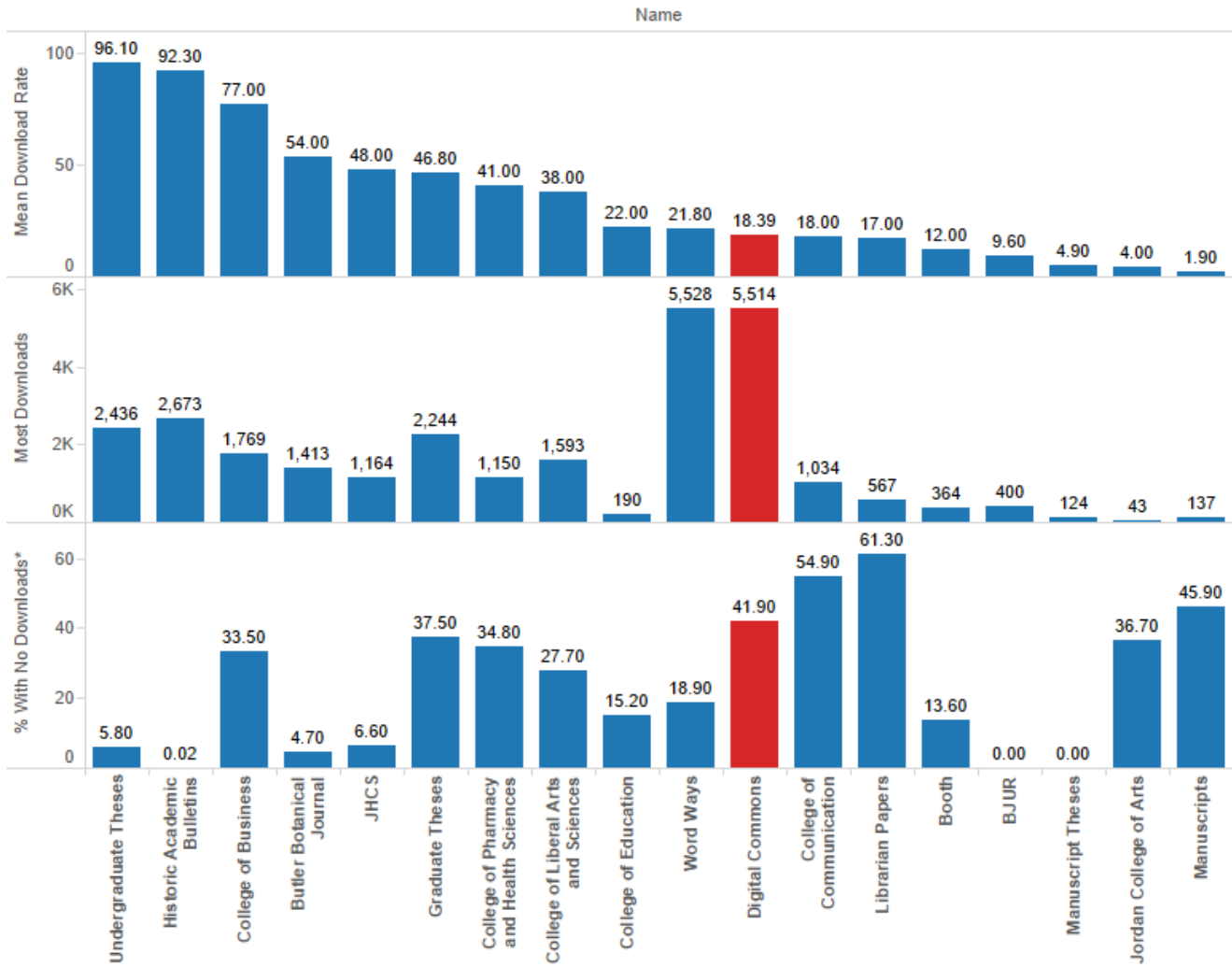


Figure 6. Comparison by division.

## Referral Data

The following figure indicates notable domain referrals to repository content including search engines and content aggregators, social networking sites, and personal websites.

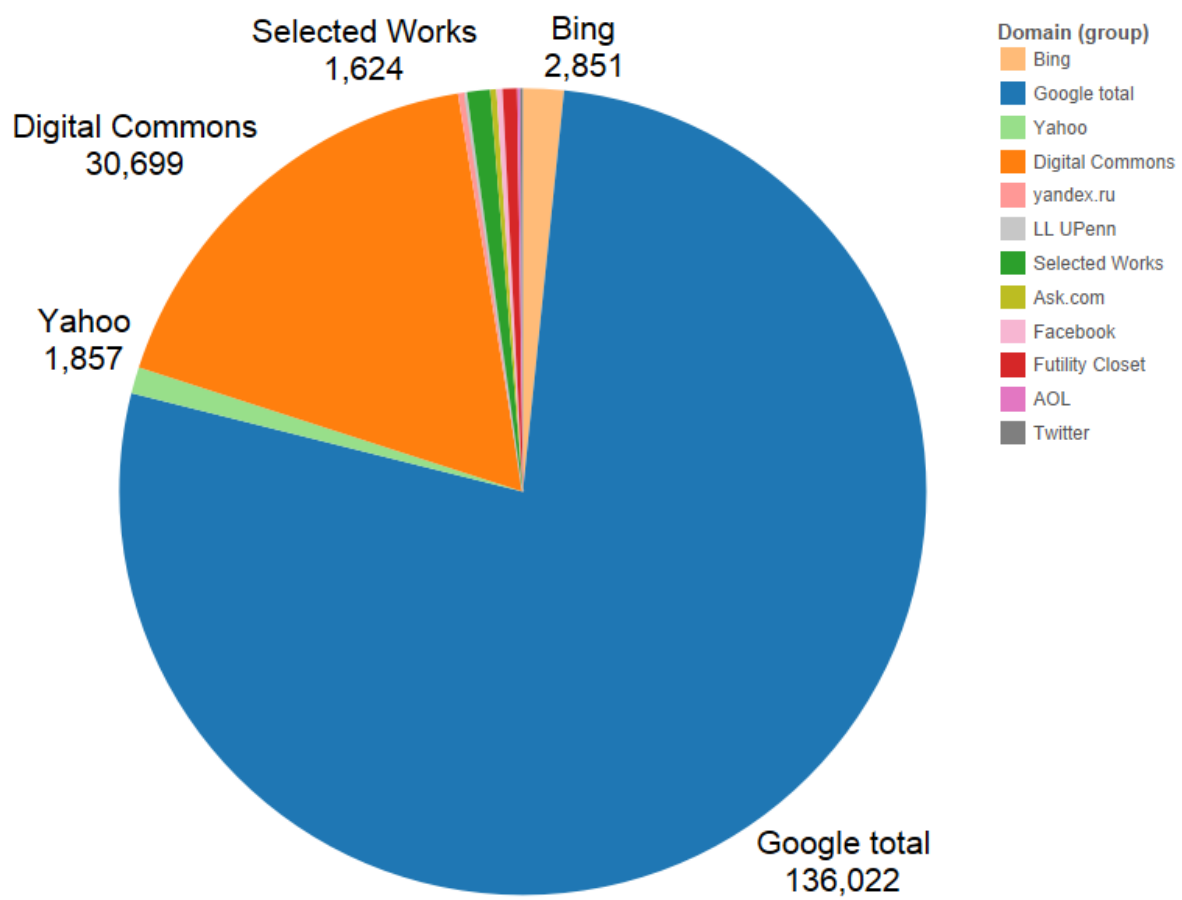


Figure 7. Notable referral data.

HeatMap

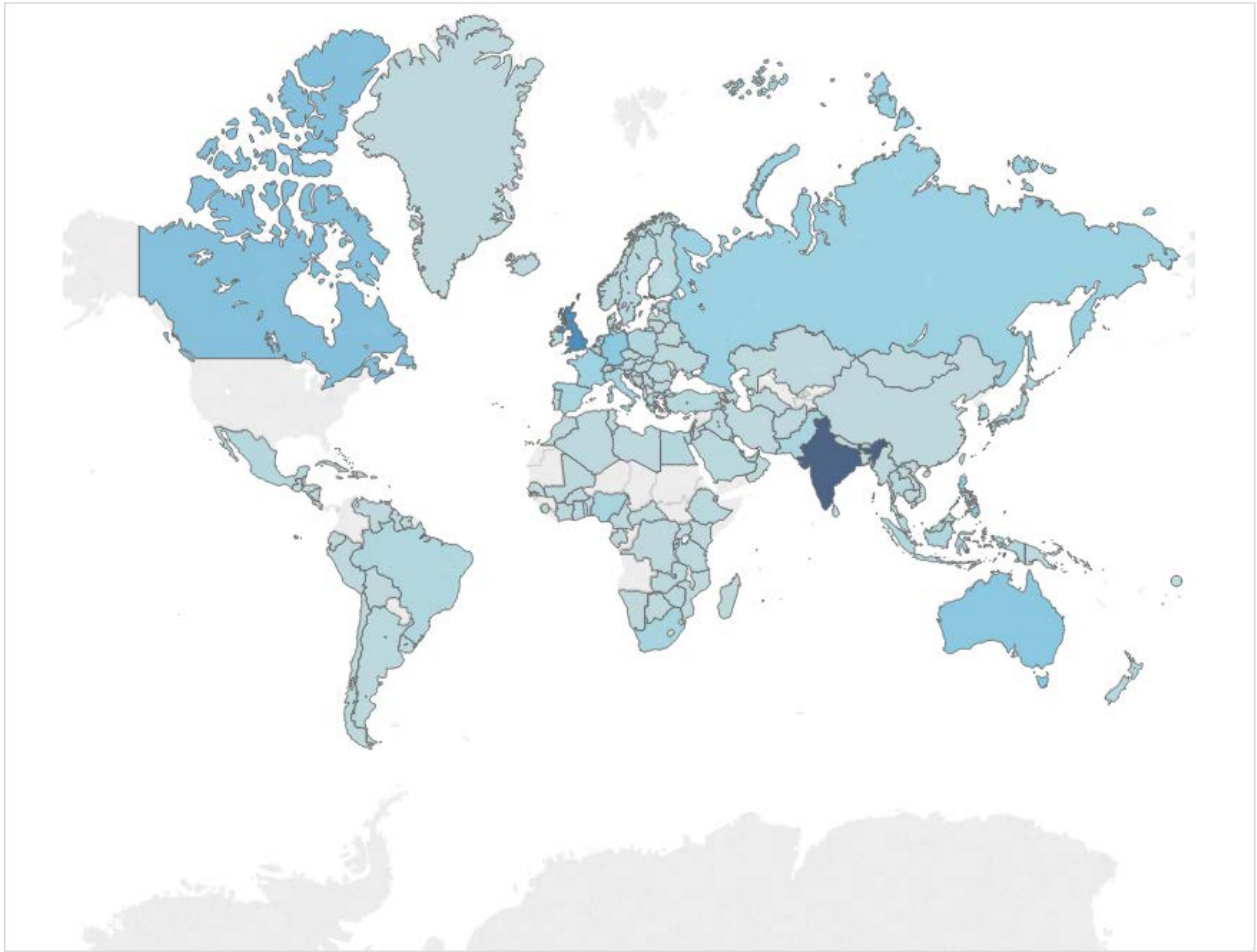


Figure 8. Heatmap of country domain referrals.



## BubblePlot

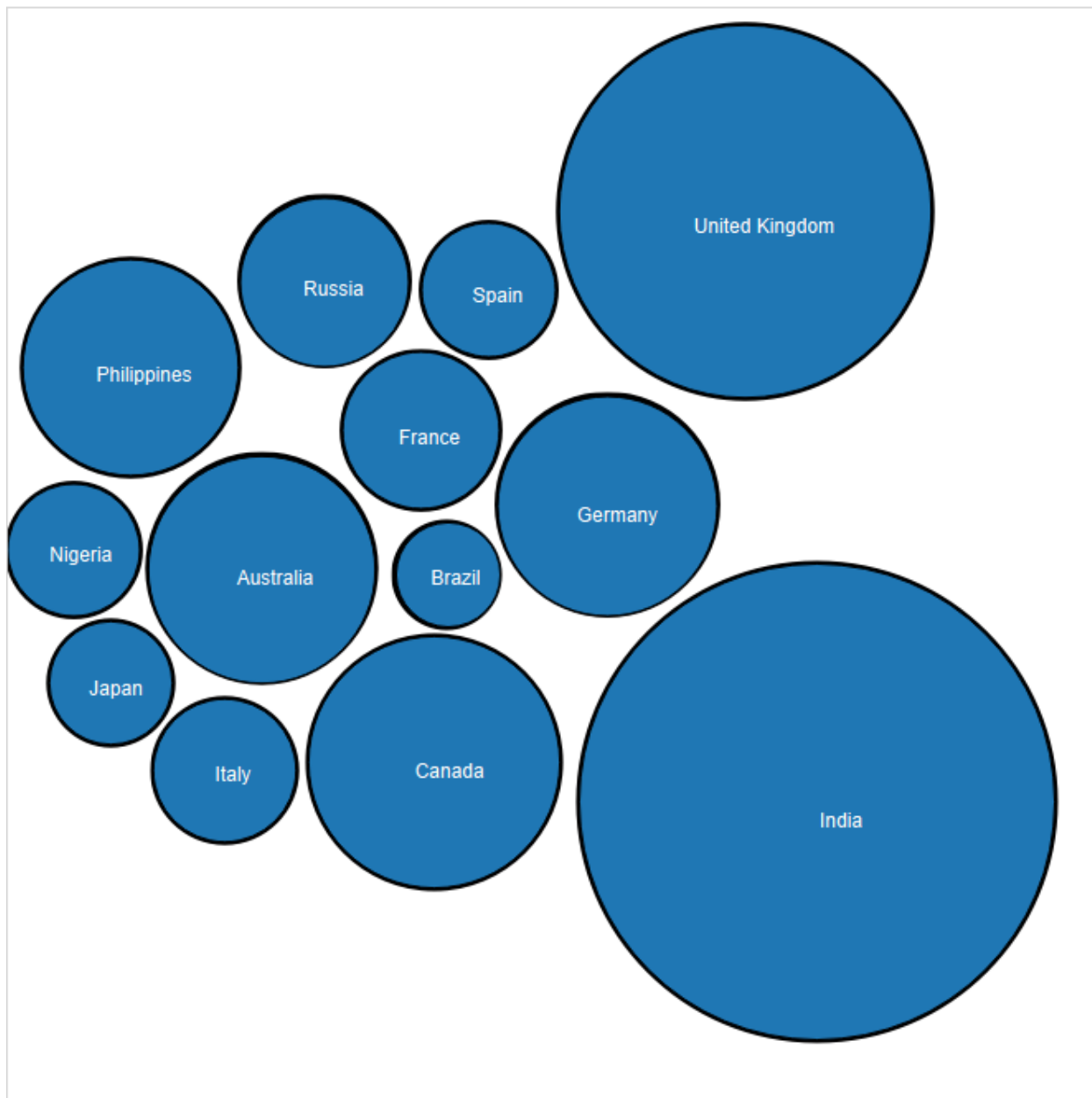


Figure 9. Bubble plot of countries outside of U.S. driving Digital Commons traffic.

## Historical Trends

Historical Total Downloads and % of Total Downloads that is Word Ways

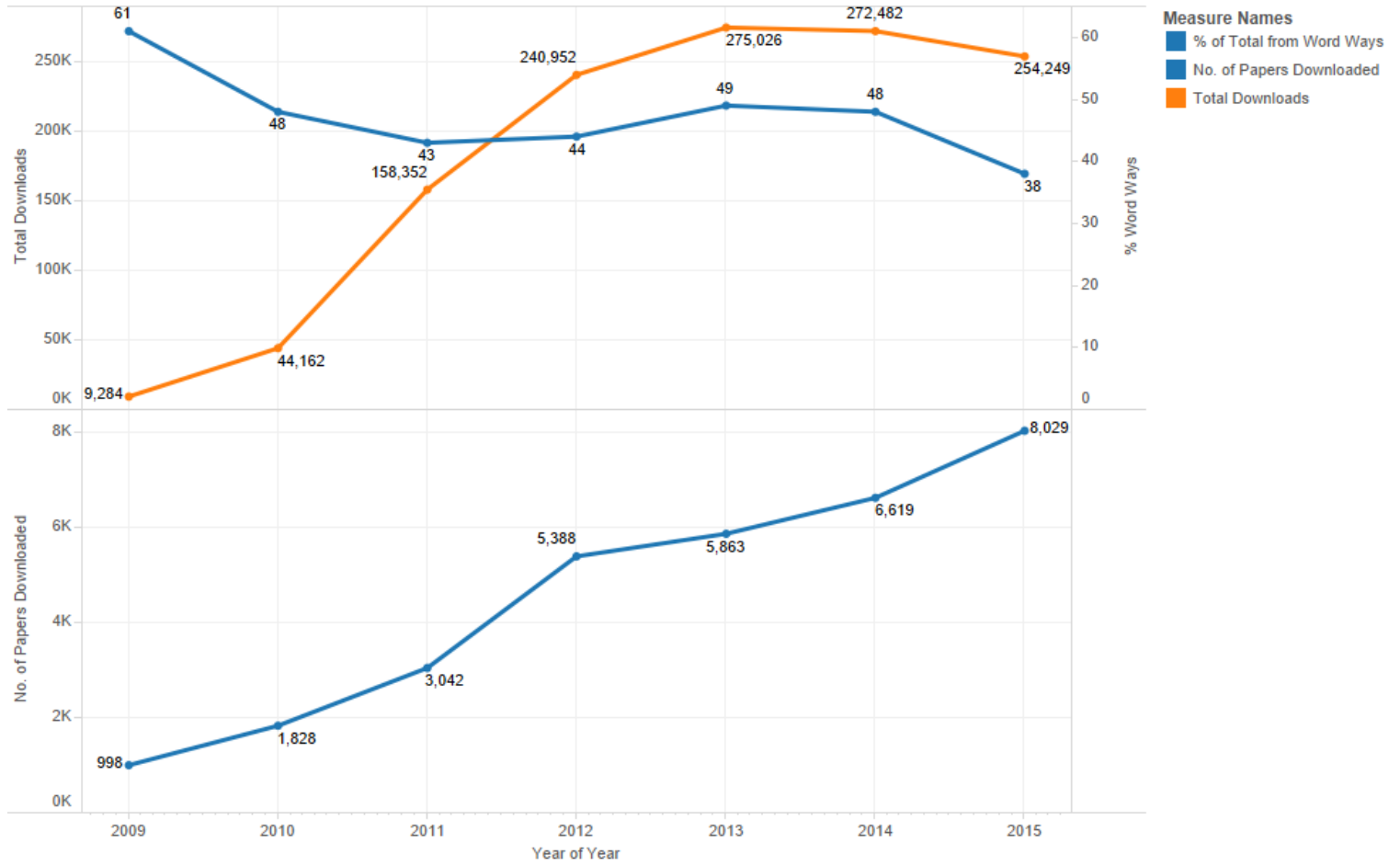


Figure 10. Historical graph indicating the growth of the repository compared to the percentage of total downloads attributed to the journal *Word Ways*.