

Secondary Publication



Brücker, Herbert; Ette, Andreas; Grabka, Markus M.; Kosyakova, Yuliya; u. a.

Ukrainian refugees in Germany : Escape, arrival and everyday life

Date of secondary publication: 02.05.2024

Version of Record (Published Version), Workingpaper

Persistent identifier: urn:nbn:de:bvb:473-irb-950388

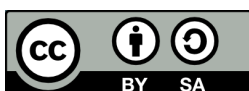
Primary publication

Brücker, Herbert; Ette, Andreas; Grabka, Markus M.; Kosyakova, Yuliya; u. a. (2023): Ukrainian refugees in Germany : Escape, arrival and everyday life (IAB-Forschungsbericht 24/2022), Nürnberg: Institut für Arbeitsmarkt- und Berufsforschung (IAB), doi: 10.48720/IAB.FB.2224EN.

Legal Notice

This work is protected by copyright and/or the indication of a licence. You are free to use this work in any way permitted by the copyright and/or the licence that applies to your usage. For other uses, you must obtain permission from the rights-holders.

This document is made available under a Creative Commons license.



The license information is available online:

<https://creativecommons.org/licenses/by-sa/4.0/legalcode>



INSTITUTE FOR EMPLOYMENT
RESEARCH
The Research Institute of the Federal Employment Agency

IAB-FORSCHUNGSBERICHT

Results from the project work of IAB

24|2022en Ukrainian refugees in Germany: Escape, arrival and everyday life

Herbert Brücker, Andreas Ette, Markus M. Grabka, Yuliya Kosyakova, Wenke Niehues, Nina Rother, C. Katharina Spieß, Sabine Zinn, Martin Bujard, Adriana Cardozo, Jean Philippe Décieux, Amrei Maddox, Nadja Milewski, Robert Naderi, Lenore Sauer, Sophia Schmitz, Silvia Schwanhäuser, Manuel Siegert, Kerstin Tanis



Federal Institute for
Population Research



Federal Office
for Migration
and Refugees

SOEP

The Socio-
Economic
Panel

ISSN 2195-2655

Ukrainian refugees in Germany: Escape, arrival and everyday life

Professor Herbert Brücker (IAB)
Dr Andreas Ette (BiB)
Dr Markus M. Grabka (SOEP)
Professor Yuliya Kosyakova (IAB)
Wenke Niehues (BAMF-FZ)
Dr Nina Rother (BAMF-FZ)
Professor C. Katharina Spieß (BiB)
Professor Sabine Zinn (SOEP)
Professor Martin Bujard (BiB)
Dr Adriana Cardozo (SOEP)
Dr Jean Philippe Décieux (BiB)
Dr Amrei Maddox (BAMF-FZ)
Dr Nadja Milewski (BiB)
Dr Robert Naderi (BiB)
Dr Lenore Sauer (BiB)
Dr Sophia Schmitz (BiB)
Silvia Schwanhäuser (IAB)
Dr Manuel Siegert (BAMF-FZ)
Dr Kerstin Tanis (BAMF-FZ)

In der Reihe IAB-Forschungsberichte werden empirische Analysen und Projektberichte größeren Umfangs, vielfach mit stark daten- und methodenbezogenen Inhalten, publiziert. Dieser Bericht wurde gemeinsam vom Institut für Arbeitsmarkt- und Berufsforschung (IAB), dem Bundesinstitut für Bevölkerungsforschung (BiB), dem Forschungszentrum des Bundesamtes für Migration und Flüchtlinge (BAMF-FZ) und dem Sozio-oekonomischen Panel am DIW Berlin erstellt.

The IAB Research Reports (IAB-Forschungsberichte) series publishes larger-scale empirical analyses and project reports, often with heavily data- and method-related content. This is a joint report by the Institute for Employment Research (IAB), the Federal Institute for Population Research (BiB), the Research Centre of the Federal Office for Migration and Refugees (BAMF-FZ) and the Socio-Economic Panel at DIW Berlin.

Key findings

- The uncertain course of the war in Ukraine and the German legal framework have shaped the living conditions of Ukrainian refugees and influenced their intentions to stay: 37 percent would like to stay in Germany permanently or for at least a few years, 34 percent plan to stay until the end of the war, 27 percent are still undecided, and 2 percent intend to leave Germany within a year.
- The vast majority of adult Ukrainian refugees are women (80 percent). Many of these women (77 percent) fled to Germany without a partner, 48 percent with minor children, and 12 percent with a partner and minor children. Of the men, 71 percent came to Germany with their partner.
- Compared to the general population of Ukraine, the refugees have a high level of education: 72 percent of Ukrainian refugees in Germany hold a tertiary degree.
- According to the survey, few Ukrainian refugees know German well (4 percent), but half of all respondents are already attending a German course.
- Respondents living in private accommodation account for 74 percent, but only 9 percent live in publicly provided group accommodation for refugees.
- Most Ukrainian refugees rate their health as good. However, they have significantly lower life satisfaction than the German population, and Ukrainian refugee children have lower well-being than other children in Germany as well
- The survey shows 17 percent of working-age Ukrainian refugees are employed, of whom 71 percent have a job requiring a vocational or university degree.
- Ukrainian refugees express a need for more support, especially in learning German, seeking employment, obtaining medical care, and finding housing.

Content

Key findings.....	3
Content	4
Summary.....	5
Zusammenfassung	5
Acknowledgement.....	6
1 The first representative findings on the flight and integration of Ukrainian refugees in Germany.....	7
2 The majority are fleeing because of the war.....	8
3 Refugees are predominantly women, children and young people.....	8
4 Frequent separation of partners and families	9
5 Good health among refugees from Ukraine.....	10
6 Lower well-being among children from Ukraine compared to children in Germany	11
7 Above-average number of highly educated among refugees.....	11
8 The vast majority already have a residence permit	12
9 High heterogeneity and uncertainty regarding intentions to stay	13
10 Most refugees feel welcome upon arrival.....	13
11 The majority of refugees live in private accommodation.....	13
12 Few refugees have good German language skills	14
13 Childcare and integration into the school system	16
14 Almost a fifth are employed	17
15 High proportion in skilled occupations	17
16 The probability of employment increases with the level of education and decreases with care responsibilities.....	18
17 High demand for support and guidance.....	20
18 Social contact and integration.....	21
19 Low level of life satisfaction among adults	22
20 Summary.....	22
List of Figures	24
List of Tables	24

Summary

The Institute for Employment Research (IAB), the Federal Institute for Population Research (BiB), the Research Centre of the Federal Office for Migration and Refugees, and the Socio-Economic Panel at DIW Berlin have surveyed 11,225 Ukrainian refugees in Germany from August to October 2022. The survey can be extrapolated to the refugee population who has arrived since the beginning of the war at February 24, 2022, to June 8, 2022, in Germany. The results show that the majority of refugees from Ukraine report war as the main flight motive, while personal contacts and respect of human rights were the main reasons to choose Germany as a destination. Roughly 80 percent of adult refugees are women. About the half lives together with minor-aged children, about 80 percent without a partner. Some 70 percent have tertiary education degrees. Yet, only 4 percent report good or very good, another 14 percent fair German language proficiency. About 50 percent visits or has already completed a German language class. 17 percent are employed, with some 70 percent of those performing qualified jobs. The health status of the refugee population is good, but life satisfaction well below the German population average. Above one-third of the refugees plans to stay in Germany forever or for several years, about one-third aim to leave Germany by the end of war, while 27 percent are not yet certain about their staying perspectives.

Zusammenfassung

Das Institut für Arbeitsmarkt- und Berufsforschung (IAB), das Bundesinstitut für Bevölkerungsforschung (BiB), das Forschungszentrum des Bundesamts für Migration und Flüchtlinge (BAMF-FZ) und das Sozio-oekonomische Panel (SOEP) am Deutschen Institut für Wirtschaftsforschung (DIW Berlin) haben 11.225 geflüchtete Ukrainerinnen und Ukrainer zwischen August und Oktober 2022 befragt. Die Befragung kann auf die Grundgesamtheit der ukrainischen Geflüchteten, die seit Kriegsausbruch am 24.2.2022 bis zum 8. Juni 2022 nach Deutschland zugezogen sind, hochgerechnet werden. Die Ergebnisse zeigen, dass die meisten Geflüchteten wegen der Kriegshandlungen aus der Ukraine geflohen und aufgrund bestehender persönlicher Netzwerke und der Achtung der Menschenrechte nach Deutschland gezogen sind. Rund 80 Prozent der erwachsenen Geflüchteten sind weiblich. Knapp die Hälfte lebt mit minderjährigen Kindern und vier Fünftel ohne Partner oder Partnerin in Deutschland. Gut 70 Prozent verfügen über Hochschul- oder vergleichbare Bildungsabschlüsse. Nur 4 Prozent verfügen über gute oder sehr gute, weitere 14 Prozent über mittlere deutsche Sprachkenntnisse. Allerdings hatte zum Befragungszeitpunkt bereits die Hälfte einen Sprachkurs begonnen oder abgeschlossen. 17 Prozent waren zum Befragungszeitpunkt erwerbstätig. Unter den Erwerbstätigen übten rund 70 Prozent eine qualifizierte Tätigkeit aus. Der Gesundheitszustand der Geflüchteten ist im Durchschnitt gut, die Lebenszufriedenheit aber viel geringer als im deutschen Bevölkerungsdurchschnitt. Gut ein Drittel der Geflüchteten wollen dauerhaft oder für mehrere Jahre in Deutschland bleiben, ebenfalls ein Drittel Deutschland nach Kriegsende wieder verlassen, 27 Prozent können noch keine Aussagen über ihre Bleibeabsichten treffen.

Acknowledgement

The authors would like to thank all refugees who participated in the survey. They would also like to thank the Federal Ministry of the Interior and Home Affairs, the Federal Ministry of Labor and Social Affairs and the Institute for Employment Research of the Federal Employment Agency, whose generous support made the study possible. Great thanks also go to Laura Brockschmidt and Monika Wimmer for editing the report, and Ulrike Brunner, Sybille Steinmetz, Britta Müller and Renate Martin for layout and proofreading.

The Russian invasion of Ukraine has triggered the largest movement of refugees in Europe since World War II. More than one million people have fled from Ukraine to Germany since the start of the war.

The study “Ukrainian Refugees in Germany (IAB-BiB/FReDA-BAMF-SOEP Survey)” provides the first representative insights into the living situation of these refugees and their plans for the future. It is being conducted jointly by the Institute for Employment Research (IAB), the Federal Institute for Population Research (BiB), the Research Centre of the Federal Office for Migration and Refugees (BAMF-FZ), and the Socio-Economic Panel (SOEP) at the German Institute for Economic Research (DIW Berlin). To collect data for the study, 11,225 Ukrainian refugees were surveyed between August and October 2022.

Triggered by the Russian invasion, many Ukrainians are seeking protection in Germany. By 8 November 2022, 1,025,000 Ukrainian refugees had been registered in the Central Register of Foreigners (Ausländerzentralregister, AZR). This makes Germany the third most important destination country for refugee migration from Ukraine, after Russia and Poland. The conditions for fleeing Ukraine differ from those for other countries of origin: Ukrainian citizens can enter EU member states without a visa. Men of compulsory military age were banned from leaving the country following general mobilisation. Finally, refugees from Ukraine have been granted temporary protection without an asylum procedure following the activation of the so-called "Temporary Protection Directive" (Directive 2001/55/EC), thereby quickly establishing legal security as well as certainty for future planning. Consequently, Ukrainian refugees differ from other refugees in terms of their demographic and social characteristics, as well as their integration prospects.

1 The first representative findings on the flight and integration of Ukrainian refugees in Germany

Against this background, IAB, BiB, BAMF-FZ and SOEP are jointly conducting a longitudinal survey of Ukrainians living in Germany who have fled since the beginning of the war. In the first wave of the study "Ukrainian Refugees in Germany (IAB-BiB/FReDA-BAMF-SOEP survey)", 11,225 Ukrainian nationals were interviewed (info box).

To the best of our knowledge, this is the first nationwide study to provide reliable information on people who have fled from Ukraine to Germany. This report summarises the main findings of the survey, which are representative of people who moved from Ukraine to Germany between 24 February and 8 June 2022. In total, around 697,000 people were surveyed, i.e. around 71 percent of the total number of Ukrainians who moved to Germany between 24 February and 31 October 2022 and who were registered in the AZR by the cut-off date of 31 October 2022.

Infobox

Database of the study "Ukrainian Refugees in Germany (IAB-BiB/FReDA-BAMF-SOEP survey)"

In the first wave of the longitudinal survey, 11,225 Ukrainian nationals aged 18 to 70 who moved to Germany between 24 February 2022 and 8 June 2022 and were registered at the Einwohnermeldeämtern (residents' registration offices) were interviewed. For this purpose, 100 municipalities with a high proportion of Ukrainian refugees were asked to provide addresses of this target group. With the use of weighting, the sample is representative of the population.

The questions were translated into Ukrainian and Russian. Each interview lasted 22 minutes on average. It was conducted by infas Institut für angewandte Sozialwissenschaft between August and October 2022. 82 percent of the respondents participated online and 18 percent filled out a paper questionnaire. A second wave of the survey will be conducted from January 2023.

2 The majority are fleeing because of the war

Almost all respondents (96 percent) cite the war as the major reason for fleeing. Additionally, family context and personal networks play a role for 18 percent, for example if they were sent by family. Poor economic conditions are cited by 10 percent as another reason for leaving.

These findings are also confirmed when looking at the refugees' regions of origin. Two-thirds of the refugees come from regions that have been much more affected by the war than average: eastern Ukraine (32 percent), Kyiv (19 percent) and southern Ukraine (14 percent).

By far the most important reason given by refugees (60 percent) for choosing Germany as their destination country is that family members, friends and acquaintances already live here. Other frequently cited motives are the human rights values (29 percent), the welfare system (22 percent), the education system (12 percent), the welcoming culture (12 percent) and the economic situation in Germany (10 percent). Meanwhile, 18 percent say they came to Germany by chance. As many as 80 percent of Ukrainian refugees fled with family members, friends or acquaintances, including 61 percent with members of their nuclear family (partners and young children).

3 Refugees are predominantly women, children and young people

The median age of the refugees (28 years) is significantly younger than that of the total Ukrainian population (41 years). The proportion of women is much higher than in the Ukrainian population as a whole: women make up 68 percent of all refugees in Germany and 80 percent of those between the ages of 18 and 70.

4 Frequent separation of partners and families

Among refugees from Ukraine in Germany, 54 percent are married, 26 percent are single, 16 percent are divorced and 4 percent are widowed. 77 percent of refugee women live in Germany without a partner, compared to only 29 percent of men. Among refugee women, 48 percent live with young children. The majority of refugee women with young children have a partner in Ukraine or a third country. Among refugee men, 44 percent live in Germany with young children. The share of refugee men who have a partner living abroad is 6 percent (Table 1).

The proportion of families with minors in Germany is particularly high in the 20 to 40 age group: around 62 percent for women. Around 12 percent of families with young children have at least one other child living abroad. Of mothers under the age of 50 whose child or children do not live in Germany, 42 percent would like to bring them home, compared to 38 percent of fathers in this age group¹. Of the women and men separated by war, 75 percent and 65 percent respectively have daily contact with their partners in Ukraine.

Table 1: Family and household structure of Ukrainian refugees

Shares of 18- to 70-years-olds in percent

	Women	Men
With a spouse or partner in Germany (DE)	23	71
... with minor children in DE	12	40
... without minor children in DE	6	18
... without children	5	13
Spouse or partner abroad	34	6
... with minor children in DE	23	2
... without minor children in DE	6	3
... without children	5	1
Single parent / partnerless in DE	41	21
... with minor children in DE	13	1
... without minor children in DE	11	3
... without children	17	16
Total with young children in DE	48	44
No information on the residence of child and / or partner	2	2
Total	100	100

Note: N = 10.999.

Source: IAB-BiB/FReDA-BAMF-SOEP-survey, 2022.

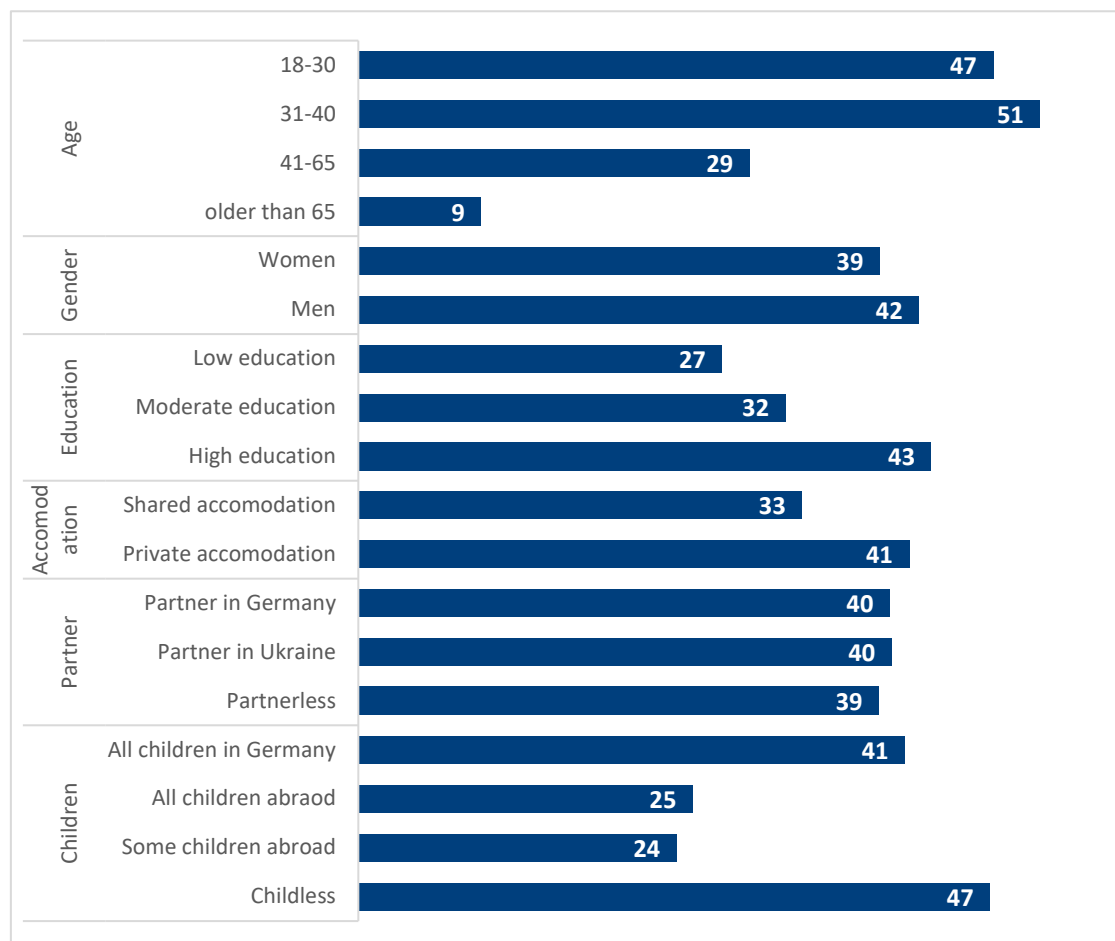
¹ An age restriction is applied here, as this age group is presumably more likely to have young children than older groups.

5 Good health among refugees from Ukraine

Overall, 39 percent of adult refugees rate their health as very good or good, and only 10 percent as poor or very poor. About half of those who rate their health as poor say they need medical help. Younger and male refugees, those with a high level of education and those living in private accommodation are more likely to rate their health as good or very good than older or female refugees, those with a low to medium level of education and those living in collective accommodation. Refugees whose children have remained in Ukraine are much more likely to report poor health than refugees who live with their children in Germany (Figure 1).

Figure 1: Health assessment of adult refugees

Proportions of respondents who rate their state of health as very good or good in percent



Note: N = 10.818.

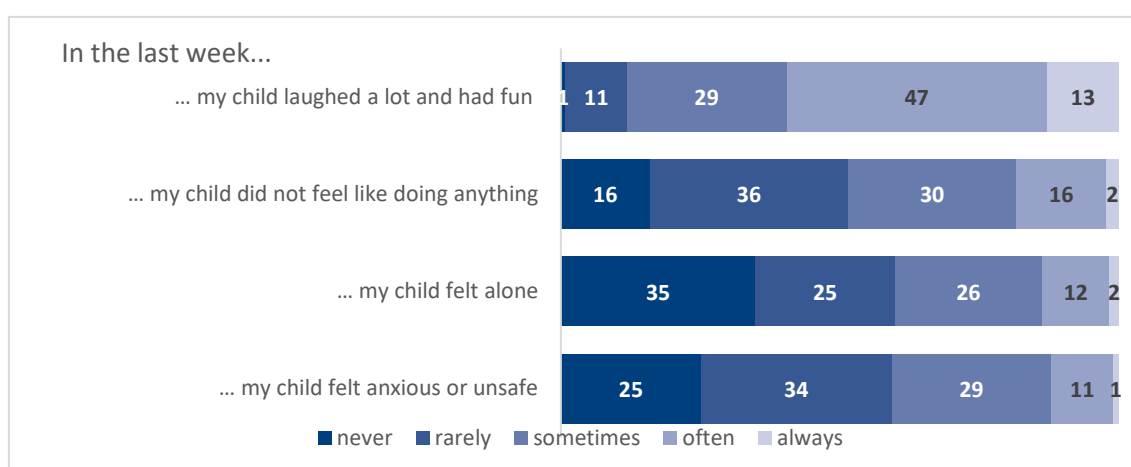
Source: IAB-BiB/FReDA-BAMF-SOEP-survey, 2022.

6 Lower well-being among children from Ukraine compared to children in Germany

60 percent of Ukrainian parents report that their child² living in Germany had laughed a lot and had fun in the last week. An additional 12 percent say that this was 'never' or 'rarely' the case (Figure 2). However, a comparison shows that the psychological well-being of Ukrainian children and adolescents who have fled to Germany is significantly below the representative reference and normative values of other children and adolescents living in Germany in all age groups

Figure 2: Psychological well-being of Ukrainian children and adolescents

Data from parents in percent



Notes: Parental data on the KINDLR question items "psychological well-being". The population is all parents with at least one child aged 3 to 17 years in Germany; asked about the well-being of the oldest child. N = 4,631-4,669

Source: IAB-BiB/FReDA-BAMF-SOEP-survey 2022.

7 Above-average number of highly educated among refugees

The average educational level of Ukrainian refugees living in Germany is significantly higher than the average of the population in the country of origin but also higher than that of the population in Germany (Figure 3): 72 percent of refugees have tertiary, mostly academic, educational qualifications, compared to 50 percent of the total population of Ukraine. This group includes individuals with a bachelor's degree (13 percent), a master's degree (52 percent) or a doctorate (4 percent).

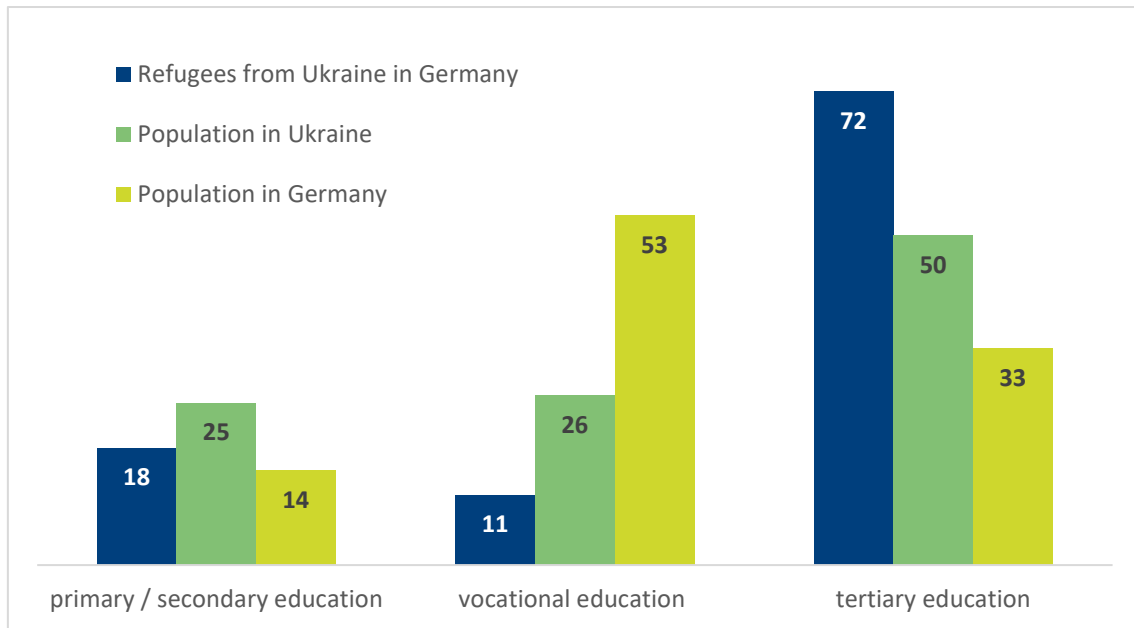
Conversely, refugees are less likely than the Ukrainian population to have completed vocational training (11 percent compared to 26 percent). The proportion of refugees who have completed

² The psychological well-being of the eldest child in the household of a refugee parent in Germany was surveyed.

primary or secondary education (Hauptschule, Realschule or Gymnasium) is also lower in Germany (18 percent) than in Ukraine (25 percent). However, these comparisons should consider that the education and training systems in Ukraine and Germany differ considerably. Some of the qualifications acquired in the dual training system in Germany are instead taught at universities in Ukraine.

Figure 3: Educational and professional qualifications of refugees from Ukraine in Germany compared to the population of Ukraine and Germany

Proportions of 20- to 70-year-olds in percent



Note: Harmonization of education and training qualifications is based on the International Standard Classification of Education (ISCED 2011). N = 234,595

Source: IAB-BiB/FReDA-BAMF-SOEP-survey, 2022; Labour Force Survey Ukraine 2021; SOEPv37.

8 The vast majority already have a residence permit

In the first month after arrival, 59 percent of refugees applied for a residence permit, in the first two months 94 percent and by the time of the survey 99 percent. By the time of the survey, 76 percent have obtained a residence permit under Section 24 of the Residence Act (*AufenthG*), and a further 18 percent have a provisional residence permit (*Fiktionsbescheinigung*), which is issued to applicants pending the granting of a residence permit. Only a few (2 percent) have another type of residence title or are staying in Germany without a visa (3 percent). Most refugees from Ukraine therefore have a temporary residence permit until 4 March 2024, which provides legal security and certainty for making plans.

9 High heterogeneity and uncertainty regarding intentions to stay

The intentions of Ukrainian refugees to stay or return are heterogeneous: 34 percent would like to stay in Germany until the end of the war. Of these, 81 percent plan to return to Ukraine afterwards. The wish to stay in Germany permanently is expressed by 26 percent of Ukrainian refugees, for a few years by 11 percent and for a maximum of one year by 2 percent. An additional 27 percent do not yet know whether they want to stay in Germany and for how long.

10 Most refugees feel welcome upon arrival

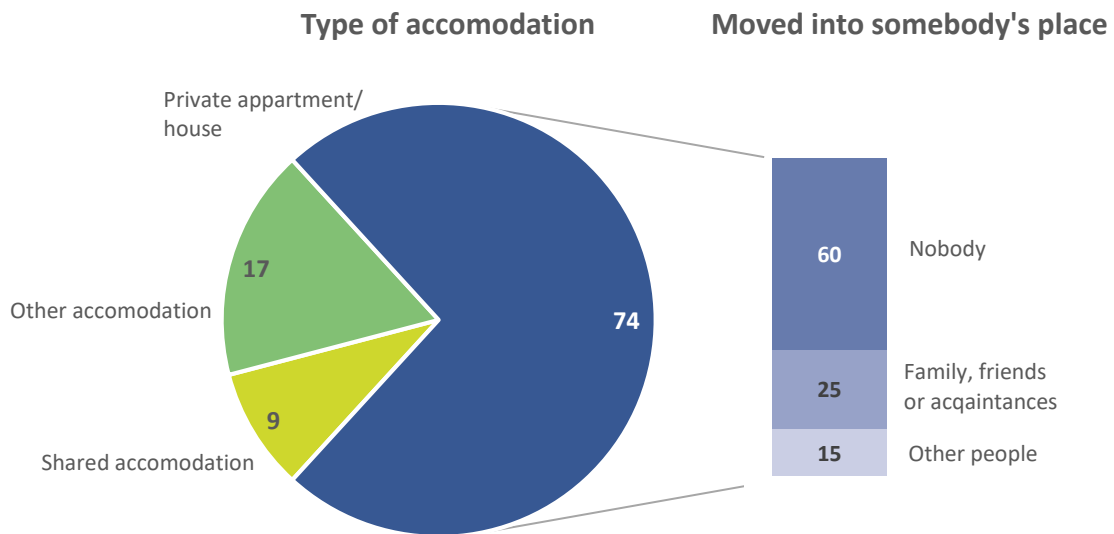
The clear majority of Ukrainian refugees feel welcome upon arrival in Germany (completely: 33 percent and mostly: 43 percent). Only a minority feel not at all or hardly welcome (7 percent). The feeling of being welcome is similarly strong among different groups.

11 The majority of refugees live in private accommodation

By the time of the survey, 74 percent are living in private apartments and houses, another 17 percent in hotels and guesthouses, and only 9 percent in shared accommodation. Of those in private accommodation, 60 percent are living alone or with family members who have also fled. Staying with family members, friends and acquaintances already living in Germany is the case for 25 percent and staying with other people for 15 percent (Figure 4). Being assigned to their current place of residence accounts for 16 percent of Ukrainian refugees.

Figure 4: Ukrainian refugees by type of accommodation

Proportions in percent



Note: Type of accommodation: N = 10,792, moving into an existing household: N = 7,821.

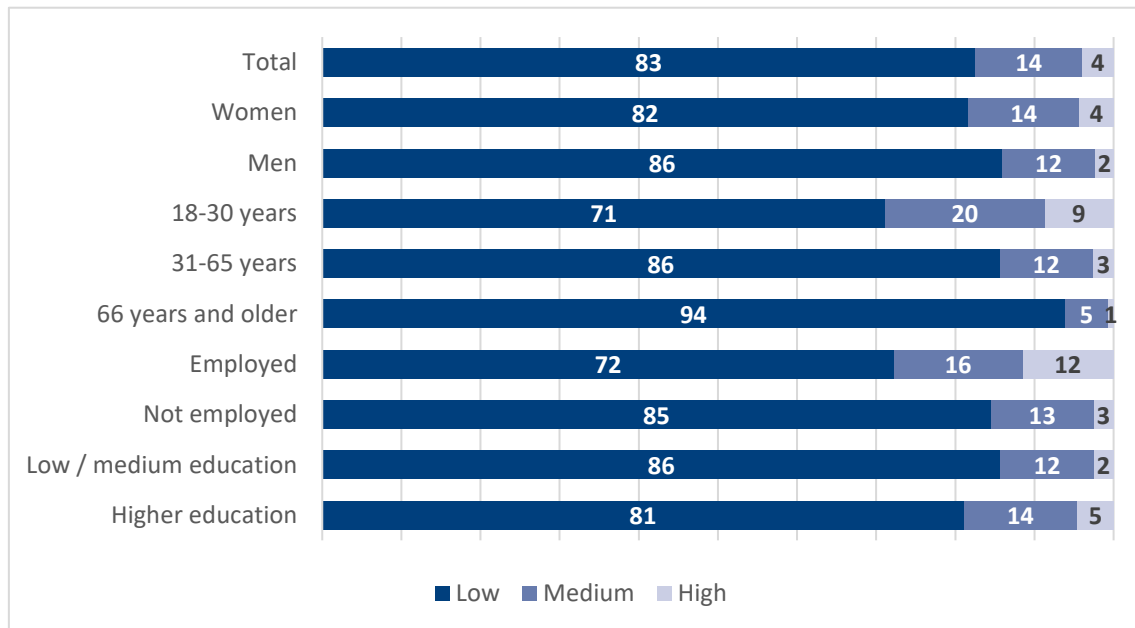
Source: IAB-BiB/FReDA-BAMF-SOEP-survey, 2022.

12 Few refugees have good German language skills

According to the survey, 80 percent of refugees have no or rather poor knowledge of German, 14 percent have average knowledge and 4 percent have good or very good knowledge. Predominantly well-educated, employed, female and younger refugees rate their German language skills above average (Figure 5).

Figure 5: Self-assessment of German language skills

Proportions in percent



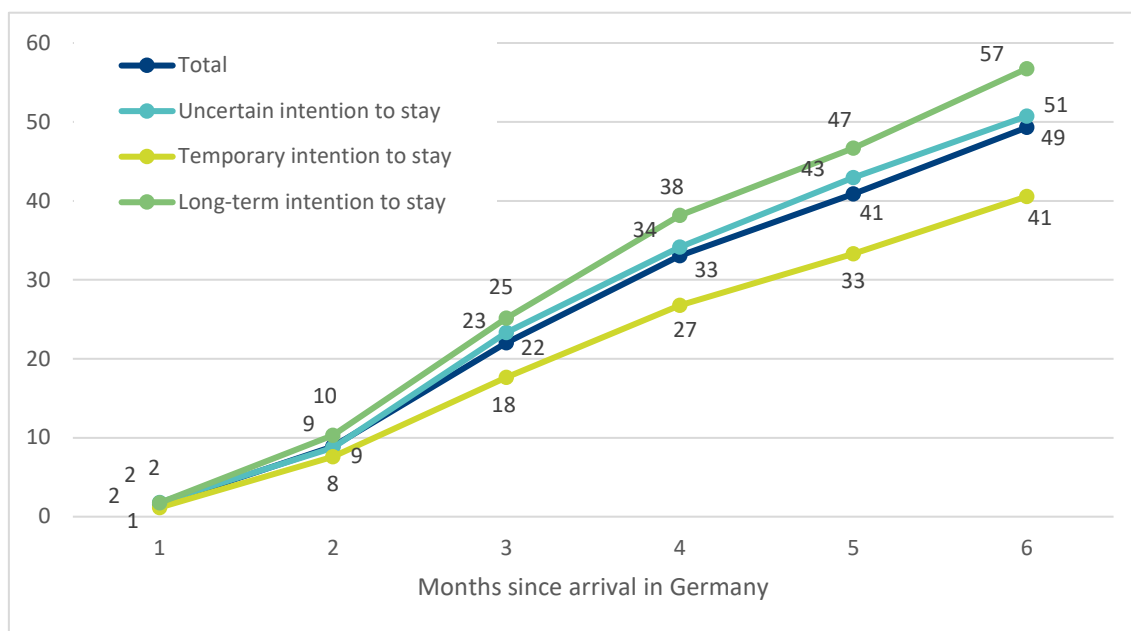
Notes: German proficiency is averaged across self-assessed competencies in the dimensions of speaking, reading and writing. Categories were created as follows: low: 'not at all' and 'rather bad'; medium: 'okay'; and high: 'good' and 'very good'. Educational background was defined as follows: high: university degree (ISCED 5 and above), low / medium: no university degree (ISCED below 5). Totals may not add up to 100 per cent due to rounding. N = 10,769-10,815.

Source: IAB-BiB/FReDA-BAMF-SOEP survey, 2022.

The survey shows that 51 percent of Ukrainian refugees are attending or have already completed a German language course. 35 percent attend an integration or other BAMF language course, 15 percent attend a different language course and 1 percent combine BAMF language courses with other courses. The number of participants increases rapidly with the length of stay. Two months after arrival, 9 percent of respondents are attending a German course; this figure rises to 33 percent after only four months and to 49 percent after six months. The intention to stay also affects participation in language courses (Figure 6).

Figure 6: Participation in German courses by the duration of stay in months

Cumulative share of German course participants in percent



Note: Inverted Kaplan-Meier estimation. N = 10,128.

Legend: Six months after arrival, 49 percent of respondents are attending or have completed a German course and among those with long-term intentions to stay, the figure is 57 percent.

Source: IAB-BiB/FReDA-BAMF-SOEP-survey, 2022.

13 Childcare and integration into the school system

Among refugees living with a child in Germany³, 22 percent of children under the age of three and 59 percent of children between the age of three and school entry age attend a daycare centre. In families in which the respondent parent is either employed in Germany or attending a language or integration course, the rates of daycare (Kita) use are significantly higher than in families in which the respondent parent is not employed. The rates of daycare use are also higher if there is no family support from partners or (great) grandparents of the children living in Germany.

Among families with school-age children, 91 percent have at least one child attending school in Germany according to the survey. In just under a third of cases, the children attend only special classes for refugee children, known as Willkommensklassen in some German states. At least one child takes online lessons from a Ukrainian school in 23 percent of families. The use of Ukrainian online lessons varies according to the intention to stay and the age of the children. The majority of children use these online services in addition to their schooling in Germany. In just under 3 percent of cases, children take Ukrainian online lessons exclusively.

³ Based on the survey, it is only possible to make a statement about the use of daycare for this group.

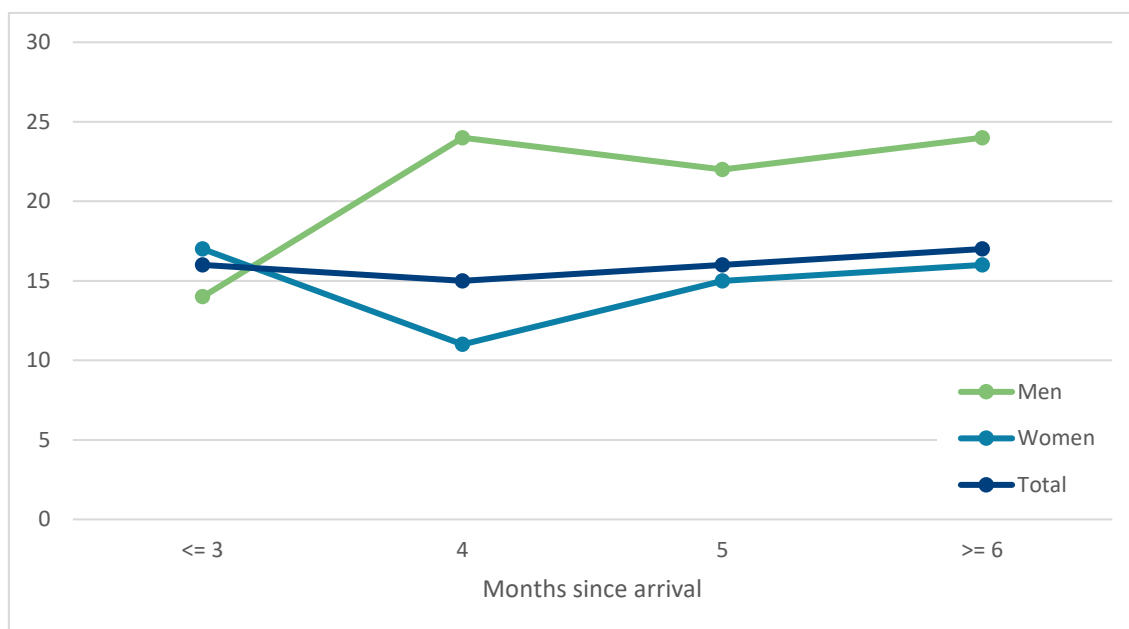
14 Almost a fifth are employed

By the time of the survey, 17 percent of refugees in Germany are employed. A further 78 percent report they definitely (56 percent) or probably (22 percent) want to start working. Of these, 26 percent want to do so immediately, 57 percent in the next year and 16 percent in two to five years. According to the survey, 74 percent of unemployed Ukrainians are registered as unemployed and thus included in the support and placement infrastructure of the job centres. Of this group, 21 percent had been actively seeking work in the four weeks prior to the survey.

Employment rates of male Ukrainian refugees increase rapidly shortly after arrival and then remain at similar levels. However, while 24 percent of men are employed six months after arrival, only 16 percent of women are (Figure 7).

Figure 7: Employment by gender and duration of stay

Proportions of working age population (18-64 years) in percent



Note: Gainful employment is defined as engaging in paid or self-employed activities. N = 10,076.

Source: IAB-BiB/FReDA-BAMF-SOEP-survey, 2022.

15 High proportion in skilled occupations

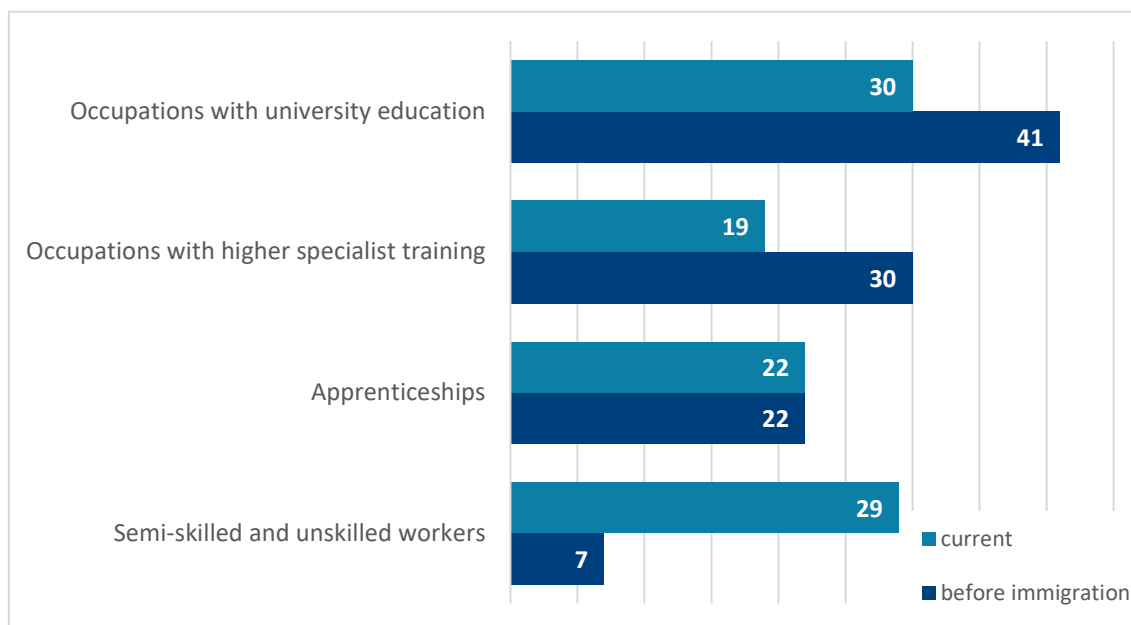
Of the employed Ukrainian refugees in Germany, 83 percent are white-collar workers (mainly with intellectual activities), 8 percent are blue-collar workers (mainly with manual activities) and 8 percent are self-employed. The service sector accounts for 88 percent of employed refugees; 85 percent worked in this sector before coming to Germany.

Of those employed, 30 percent have a job requiring a university degree, 19 percent have a job requiring higher specialist training (e.g. a vocational academy) and 22 percent have a job requiring a vocational training qualification. Just 29 percent have an unskilled or semi-skilled

job. This means that 71 percent work in a skilled or highly skilled occupation, although this is significantly lower than the proportion who did so before arriving in Germany (93 percent) (Figure 8).

Figure 8: Occupational requirements of Ukrainian refugees before and after immigration

Proportions of occupations by level of requirement among employed persons in percent



Note: Occupations have been classified in terms of the educational qualifications required for employment according to Oesch (2006).⁴ Before immigration: N = 8,091; after immigration: N = 1,346.

Source: IAB-BiB/FReDA-BAMF-SOEP-survey, 2022.

16 The probability of employment increases with the level of education and decreases with care responsibilities

For both female and male refugees, the level of education has a positive statistical correlation with the likelihood of employment: for women, it increases significantly if they have a university degree, and for men, if they have a vocational qualification. Women living in a household with their young children are less likely to be employed than women without children, especially if their children do not attend childcare facilities. For men, however, there is no significant correlation between the likelihood of being employed and having children in the household. For both genders, employment before moving to Germany, knowledge of the German language and living in private accommodation are positively associated with employment. On the other hand, being allocated a place of residence by the authorities is negatively associated with employment. Ukrainian refugees who later want to leave Germany are also more likely to be employed (Figure 9).

⁴ Oesch, D. (2006). Redrawing the Class Map. London: Palgrave Macmillan UK. DOI: 10.1057/9780230504592

Figure 9: Factors influencing employment

Average effect in percentage points; 95 percent confidence interval



Note: Linear regression model with Huber-White sandwich estimator of the standard errors for women and men. The dots indicate the point estimate, and the dashes the limits of the confidence interval at the 5 percent level. Other control variables are age, age squared, partner's place of residence, months since arrival, months since arrival squared, spatial planning region, federal state, interview mode, and indicator variables for missing values. N = 10,076.

Legend: Women with children who attend childcare facilities are 8 percentage points less likely to be employed than women without children. The difference is statistically significant at the 1 percent level.

Source: IAB-BiB/FReDA-BAMF-SOEP-survey, 2022.

17 High demand for support and guidance

Most Ukrainian refugees report needing support and advice (88 percent) in at least one area. The most common need for help is with learning German (49 percent), followed by finding a job (38 percent), health care (33 percent), finding accommodation (31 percent), getting educational and professional qualifications recognised (31 percent) and applying for financial benefits or dealing with public authorities (26 percent) (Figure 10).

Figure 10: Needs for support of Ukrainian refugees who require assistance in at least one area

Proportions in percent, multiple answers possible



Note: N = 10.591.

Source: IAB-BiB/FReDA-BAMF-SOEP-survey, 2022.

According to the survey, 30 percent of the refugees have received consultation from the job centres or employment agencies, and a further 44 percent have not yet used these institutions but are aware of them. Less well known is the Migration Counselling for Adult Immigrants (Migrationsberatung für erwachsene Zuwanderer, MBE), a government-funded counselling service that supports new immigrants in linguistic, social and professional integration: just under 5 percent have used this service and an additional 13 percent have heard of it.

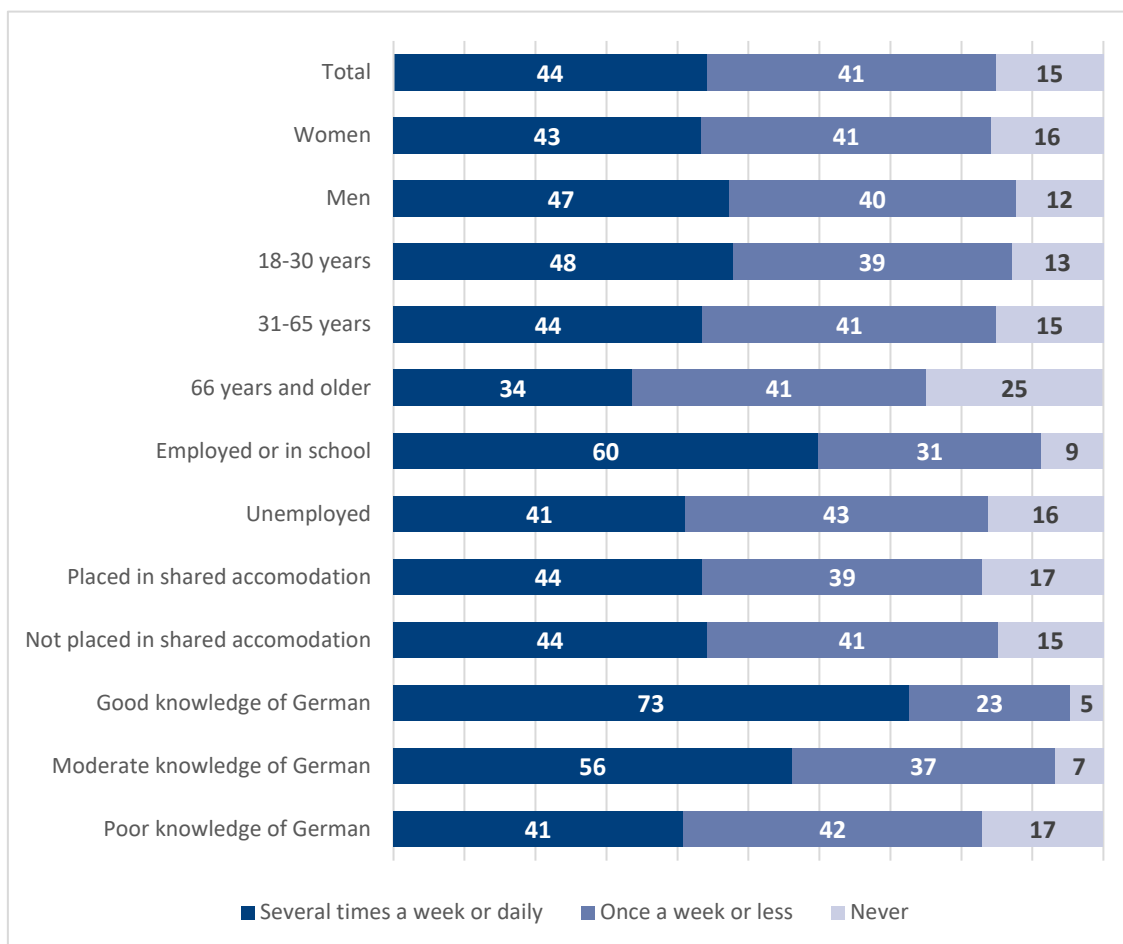
18 Social contact and integration

Half of the Ukrainian refugees spend time with other people from Ukraine, not belonging to their family, more than once a week. Almost one in ten never do. Middle-aged Ukrainians (31-65 years) are slightly more likely to spend time with others from Ukraine than younger people (18-30 years) or older people (over 65 years) are

Ukrainian refugees who often spend time with Germans account for 44 percent, while 15 percent never do. Contact with Germans is more frequent among refugees with a good knowledge of German, those who are employed or attend school, those who live in private accommodation and those who spend more time with other people from Ukraine (Figure 11).

Figure 11: Frequency of spending time with Germans

Proportions in percent



Note: N = 10.591.

Source: IAB-BiB/FReDA-BAMF-SOEP-survey, 2022.

19 Low level of life satisfaction among adults

The average life satisfaction of refugees from Ukraine is lower than that of the German population: on a scale of 0 (completely dissatisfied) to 10 (completely satisfied), the mean value for refugees is 5.8. For the population living in Germany in 2020, calculations based on the Socio-Economic Panel show a comparative value of 7.5. The healthier the refugees feel, the higher their level of satisfaction. Satisfaction also increases with better German language skills, more time spent with Germans and feeling more welcome upon arrival in Germany. Refugees who intend to stay in Germany permanently also report higher levels of satisfaction than those who do not.

20 Summary

The course of the war in Ukraine and the legal conditions for receiving refugees largely determine the structure of refugee migration: most refugees are fleeing war and violence, and the majority come from the areas worst affected by the war. They choose Germany as their destination country mainly because family members, friends and acquaintances already live here. Economic considerations play a certain role, albeit a minor one. Around 80 percent of adult refugees are women, 48 percent of whom live with young children. Very often, these women have been separated from their partners as a result of the war. The health status of adult refugees is good according to the self-reports. However, Ukrainian children have a lower level of psychological well-being than other children in Germany. Finally, in terms of education and the professions practised in Ukraine, the refugees are highly qualified.

With the activation of the "Temporary Protection Directive" and inclusion in the basic security system under the Code of Social Law II (Sozialgesetzbuch II), certainty for future plans is provided initially until 4 March 2024. These are favourable conditions for integration and participation, which have already led to preliminary success. The majority of Ukrainian refugees live in private accommodation, and half are attending or have already completed a language course. Six months after arrival, 18 percent of working-age refugees are employed. In almost all families with school-age children, the children attend a school in Germany, and a large proportion of kindergarten-age children attend a daycare centre. In addition, almost half of the refugees already have frequent contact with the German population.

However, the refugees indicate that there is a great need for support, especially with learning German, finding a job, health care and housing. The language programs and job placement services are already widely used and the survey results show further that these services are central to integration and participation. This suggests that some services should be more widely developed. An important question for the future is whether temporary protection will be extended for another year beyond 4 March 2024, as provided for in EU law, or whether additional longer-term prospects for remaining will be created by other means.

Life satisfaction among refugees is much lower than among the German population, especially among people who have been separated from their children or partners due to the war. Although economic and social opportunities in Germany are favourable, the war is having a considerable impact on the well-being of refugees.

Ukrainian refugees' intentions to stay in Germany are very heterogeneous: 34 percent want to leave Germany after the end of the war, and a further 2 percent plan to leave within a year. On the other hand, 37 percent want to stay in Germany either permanently (26 percent) or for several years (11 percent). Due to uncertainty about the course of the war, 27 percent are unsure about their intentions to stay. However, as the duration of the war increases, the proportion of refugees who wish to remain in Germany permanently or long-term is likely to rise. Various policy areas in Germany are therefore faced with the challenge of creating favourable conditions for participation in the labour market, the education and health systems and in society, while at the same time accounting for the high degree of uncertainty and heterogeneity in intentions to stay.

List of Figures

Figure 1:	Health assessment of adult refugees	10
Figure 2:	Psychological well-being of Ukrainian children and adolescents.....	11
Figure 3:	Educational and professional qualifications of refugees from Ukraine in Germany compared to the population of Ukraine and Germany.....	12
Figure 4:	Ukrainian refugees by type of accommodation.....	14
Figure 5:	Self-assessment of German language skills	15
Figure 6:	Participation in German courses by the duration of stay in months.....	16
Figure 7:	Employment by gender and duration of stay	17
Figure 8:	Occupational requirements of Ukrainian refugees before and after immigration.....	18
Figure 9:	Factors influencing employment.....	19
Figure 10:	Needs for support of Ukrainian refugees who require assistance in at least one area	20
Figure 11:	Frequency of spending time with Germans	21

List of Tables

Table 1:	Family and household structure of Ukrainian refugees.....	9
----------	---	---

Imprint

IAB-Forschungsbericht 24|2022en

Date of publication

13 June 2023

Publisher

Institute for Employment Research
of the Federal Employment Agency
Regensburger Straße 104
90478 Nürnberg Germany

Rights of use

This publication is published under the following Creative Commons Licence: Attribution – ShareAlike 4.0 International (CC BY-SA 4.0)

<https://creativecommons.org/licenses/by-sa/4.0/deed.de>

Where to download this document

https://doku.iab.de/forschungsbericht/2022/fb2422_en.pdf

Where to download all the publication of the series “IAB Research Report”

<https://iab.de/en/publications/iab-publications/iab-forschungsbericht-en/>

Website

<https://www.iab.de>

ISSN

2195-2655

DOI

[10.48720/IAB.FB.2224EN](https://doi.org/10.48720/IAB.FB.2224EN)

For questions concerning the contents

Yuliya Kosyakova

Phone: +49 (0)911 179-3643

E-mail: yuliya.kosyakova@iab.de

Silvia Schwanhäuser

Phone: +49 (0)911 179-2770

E-mail: silvia.schwanhaeuser2@iab.de
