



BOISE STATE UNIVERSITY

School of Public Service Public Policy Survey Boise State University

PRESENTED BY:

Corey Cook, Dean of the School of Public Service

Gregory C. Hill, Chair of the Department of Public Policy & Administration

Justin S. Vaughn, Associate Professor of Political Science

PROJECT DETAILS

Conducted January 11-15, 2016

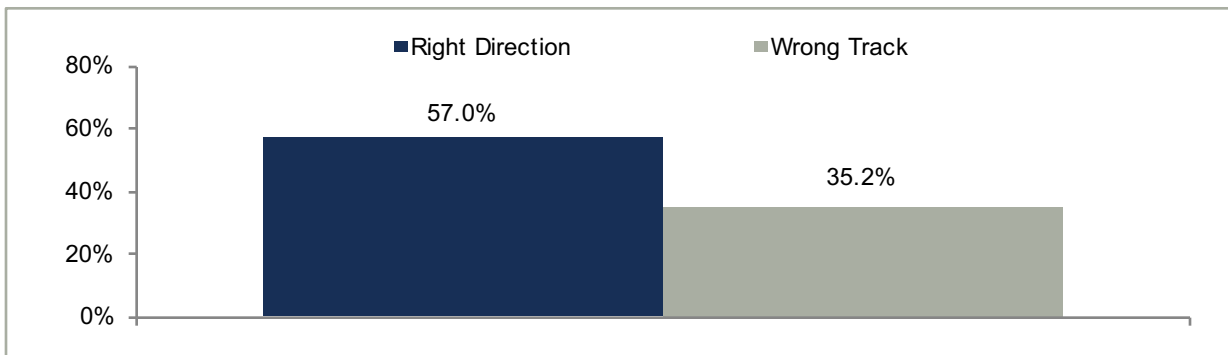
N = 1,000 Idaho Adults

Margin of Error: +/-3.10%



DIRECTION OF IDAHO

Do you think things in Idaho are generally headed in the right direction, or do you feel that things are off on the wrong track?



| | Over All | Age | | | | | Gender | |
|------------------------|--------------|--------------|--------------|--------------|-------------|--------------|--------------|--------------|
| | | 18-29 | 30-44 | 45-54 | 55-64 | 65+ | M | F |
| Right Direction | 57.0 | 56.4 | 57.9 | 55.4 | 51.6 | 63.3 | 59.0 | 55.1 |
| Wrong Track | 35.2 | 33.5 | 35.1 | 36.6 | 42.2 | 29.6 | 33.4 | 37.0 |
| Net Difference | +21.8 | +22.9 | +22.8 | +18.9 | +9.3 | +33.7 | +25.6 | +18.1 |

| | Over All | Area | | | | | | Party | | |
|------------------------|--------------|--------------|--------------|--------------|--------------|--------------|---------------|--------------|-------------|--------------|
| | | Boise MM | Ada | Canyon | ID Falls Mkt | Spokane MM | Twin Falls MM | Dem | Indy | GOP |
| Right Direction | 57.0 | 54.7 | 50.8 | 61.0 | 60.1 | 54.8 | 64.4 | 34.5 | 50.1 | 75.5 |
| Wrong Track | 35.2 | 36.4 | 38.6 | 32.2 | 33.9 | 35.9 | 32.9 | 55.2 | 41.1 | 19.9 |
| Net Difference | +21.8 | +18.3 | +12.1 | +28.8 | +26.2 | +18.9 | +31.5 | -20.7 | +9.0 | +55.6 |



MOST IMPORTANT ISSUE FACING IDAHO

What is the most important issue facing Idaho today?

| | Overall |
|---|---------|
| Education/school funding | 28.2 |
| Economy | 9.8 |
| Jobs/unemployment | 6.8 |
| Healthcare/Obamacare | 4.4 |
| Immigration/the refugees | 3.4 |
| Low wages/income inequality | 3.0 |
| Our current governor/government control | 2.9 |
| Gun control | 2.8 |
| Water/lack of water | 2.1 |
| Don't know/Refused | 13.9 |

A red bracket groups the 'Economy' (9.8) and 'Jobs/unemployment' (6.8) rows, with a red arrow pointing to a value of 16.6.



TOP PRIORITIES FOR THE IDAHO LEGISLATURE

Which of the following do you think should be the top priority of the Idaho State Legislature?
And from the same list, which should be the second highest priority of the Idaho State Legislature?

| Issue | 1 st Priority | 2 nd Priority | Total |
|---|--------------------------|--------------------------|-------|
| Education | 39.5 | 18.0 | 57.5 |
| The Economy | 12.8 | 15.1 | 27.9 |
| Jobs and Unemployment | 13.0 | 14.5 | 27.5 |
| Healthcare | 10.3 | 14.4 | 24.7 |
| Natural Resources (farming, mining, energy) | 6.4 | 10.6 | 17.0 |
| Immigration | 6.3 | 7.5 | 13.8 |
| Social issues (abortion, gay marriage) | 5.2 | 6.9 | 12.1 |
| The environment | 2.9 | 7.1 | 10.0 |
| Transportation | 2.1 | 3.2 | 5.3 |
| DK/Refused | 1.5 | 2.7 | 4.2 |

Handwritten red annotations: A bracket groups 'The Economy' (12.8) and 'Jobs and Unemployment' (13.0) with the value 25.8. Another bracket groups 'The Economy' (12.8) and 'Jobs and Unemployment' (14.5) with the value 55.4.



TOP PRIORITIES FOR THE IDAHO LEGISLATURE

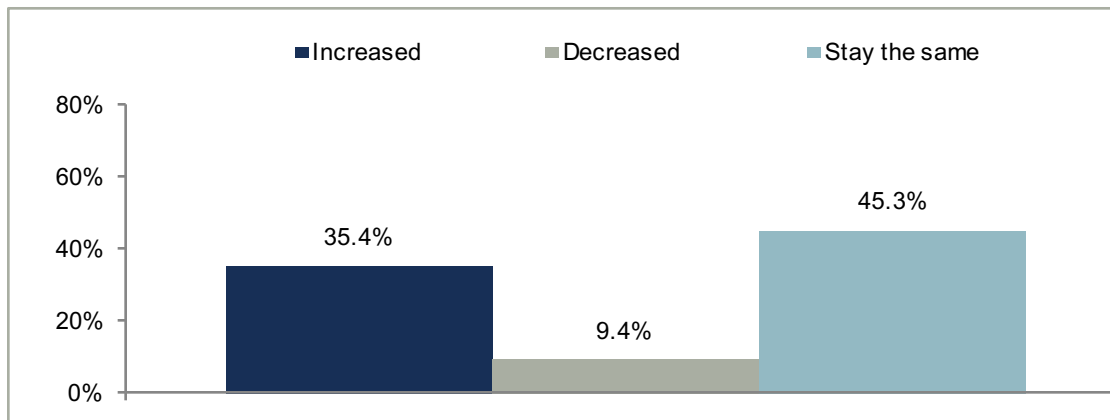
On a scale of 1-10, with 1 being not at all important and 10 being extremely important, how important would you say it is for the Idaho State Legislature to address each of the following issues?

| Issue | 8-10 | 4-7 | 1-3 |
|----------------------|------|------|------|
| Education | 76.9 | 14.4 | 3.2 |
| Jobs and the economy | 69.6 | 25.9 | 1.8 |
| Healthcare | 59.3 | 29.6 | 7.2 |
| The environment | 42.2 | 43.1 | 12.5 |
| Immigration | 38.5 | 37.1 | 19.5 |
| Transportation | 27.9 | 50.9 | 18.8 |



IDAHO STATE BUDGET

Now, moving on to another issue, do you think the Idaho state budget should be increased, should be decreased, or should stay about the same?



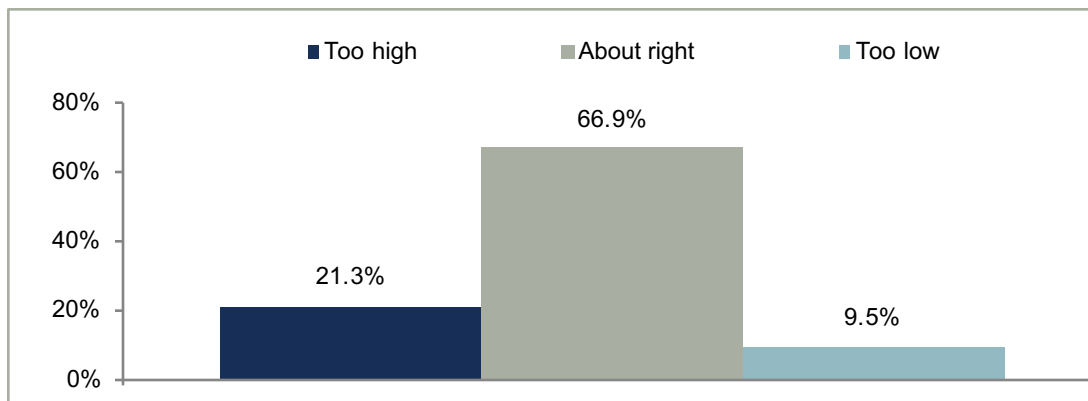
| | Over All | Age | | | | | Gender | |
|----------------------|-------------|-------|-------|-------|-------|------|--------|------|
| | | 18-29 | 30-44 | 45-54 | 55-64 | 65+ | M | F |
| Increased | 35.4 | 33.1 | 35.9 | 37.7 | 39.1 | 32.0 | 34.4 | 36.4 |
| Decreased | 9.4 | 9.7 | 11.6 | 5.7 | 11.2 | 7.7 | 12.9 | 6.0 |
| Stay the same | 45.3 | 45.3 | 40.5 | 48.6 | 43.5 | 50.9 | 45.5 | 45.1 |

| | Over All | Area | | | | | | Party | | |
|----------------------|-------------|----------|------|--------|--------------|------------|---------------|-------|------|------|
| | | Boise MM | Ada | Canyon | ID Falls Mkt | Spokane MM | Twin Falls MM | Dem | Indy | GOP |
| Increased | 35.4 | 36.6 | 38.6 | 36.4 | 37.8 | 30.0 | 37.0 | 58.0 | 35.1 | 26.5 |
| Decreased | 9.4 | 8.4 | 8.0 | 8.5 | 11.6 | 11.1 | 4.1 | 2.3 | 11.2 | 10.2 |
| Stay the same | 45.3 | 43.5 | 40.5 | 44.9 | 44.2 | 48.8 | 46.6 | 29.9 | 43.3 | 54.6 |



IDAHO TAXES

In general, would you say that taxes in Idaho are too high, too low or about right?



| | Over All | Age | | | | | Gender | |
|--------------------|-------------|-------|-------|-------|-------|------|--------|------|
| | | 18-29 | 30-44 | 45-54 | 55-64 | 65+ | M | F |
| Too high | 21.3 | 17.8 | 20.5 | 22.9 | 26.7 | 20.7 | 23.5 | 19.1 |
| About right | 66.9 | 67.8 | 65.3 | 68.6 | 63.4 | 69.8 | 63.2 | 70.6 |
| Too low | 9.5 | 9.7 | 11.6 | 8.0 | 8.7 | 8.3 | 11.5 | 7.6 |

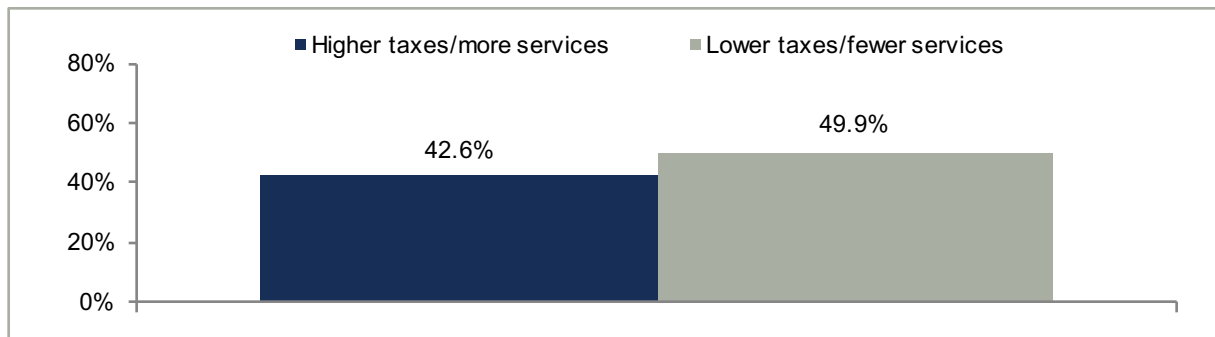
| | Over All | Area | | | | | Party | | | |
|--------------------|-------------|----------|------|--------|--------------|------------|---------------|------|------|------|
| | | Boise MM | Ada | Canyon | ID Falls Mkt | Spokane MM | Twin Falls MM | Dem | Indy | GOP |
| Too high | 21.3 | 22.0 | 19.7 | 25.4 | 22.7 | 20.3 | 15.1 | 12.6 | 22.7 | 23.0 |
| About right | 66.9 | 64.0 | 64.8 | 66.1 | 69.1 | 68.7 | 71.2 | 63.2 | 66.0 | 71.2 |
| Too low | 9.5 | 11.0 | 12.5 | 6.8 | 6.4 | 9.2 | 12.3 | 20.7 | 9.6 | 4.3 |



ROLE OF GOVERNMENT

Which of the following statements comes closest to your own opinion?

1. I'd rather pay higher taxes and have a state government that provides more services
- OR
2. I'd rather pay lower taxes and have a state government that provides fewer services



| | Over All | Age | | | | | Gender | |
|-----------------------|-------------|-------------|-------------|--------------|-------------|-------------|--------------|-------------|
| | | 18-29 | 30-44 | 45-54 | 55-64 | 65+ | M | F |
| Higher Taxes | 42.6 | 44.5 | 45.9 | 37.7 | 41.6 | 40.8 | 37.2 | 47.9 |
| Lower Taxes | 49.9 | 49.2 | 47.9 | 54.3 | 50.9 | 48.5 | 55.9 | 43.9 |
| Net Difference | -7.3 | -4.7 | -1.9 | -16.6 | -9.3 | -7.7 | -18.7 | +4.0 |

| | Over All | Area | | | | | | Party | | |
|-----------------------|-------------|-------------|--------------|-------------|--------------|--------------|---------------|--------------|-------------|--------------|
| | | Boise MM | Ada | Canyon | ID Falls Mkt | Spokane MM | Twin Falls MM | Dem | Indy | GOP |
| Higher Taxes | 42.6 | 49.6 | 52.7 | 45.8 | 36.5 | 35.9 | 38.4 | 78.2 | 44.9 | 25.8 |
| Lower Taxes | 49.9 | 42.5 | 40.5 | 44.1 | 55.8 | 56.2 | 57.5 | 17.8 | 46.6 | 67.6 |
| Net Difference | -7.3 | +7.1 | +12.1 | +1.7 | -19.3 | -20.3 | -19.2 | +60.3 | -1.6 | -41.8 |

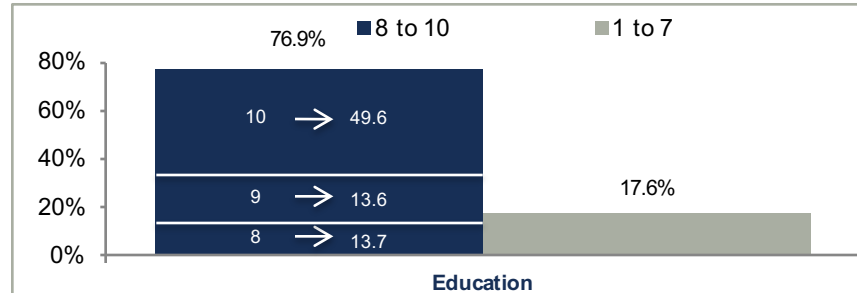


EDUCATION



EDUCATION: OVERVIEW

On a scale of 1-10, with 1 being not at all important and 10 being extremely important, how important would you say it is for the Idaho State Legislature to address each of the following issues?



| | Over All | Age | | | | | Gender | |
|-------------|-------------|-------|-------|-------|-------|------|--------|------|
| | | 18-29 | 30-44 | 45-54 | 55-64 | 65+ | M | F |
| 8-10 | 76.9 | 78.4 | 80.3 | 73.7 | 73.9 | 75.7 | 72.6 | 81.1 |
| 4-7 | 14.4 | 13.6 | 11.6 | 17.7 | 17.4 | 13.6 | 17.9 | 10.9 |
| 1-3 | 3.2 | 0.8 | 1.9 | 3.4 | 5.6 | 5.9 | 3.8 | 2.6 |

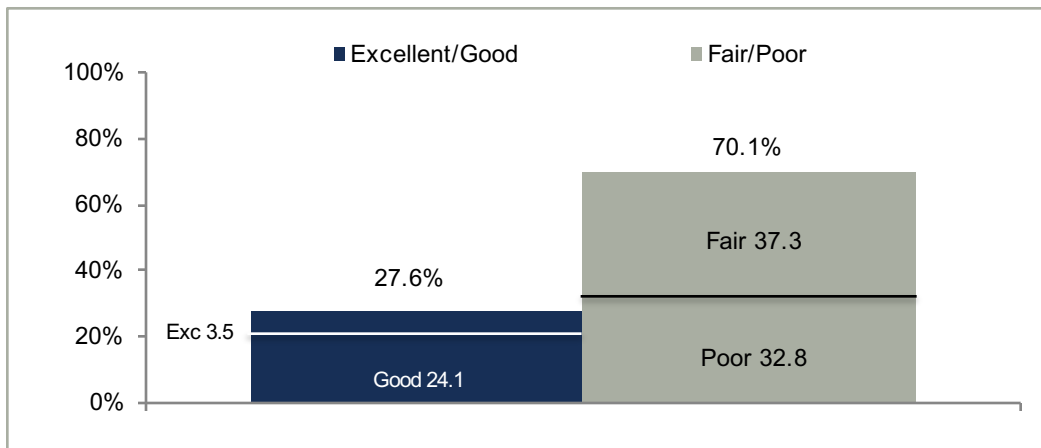
| | Over All | Area | | | | | Party | | | |
|-------------|-------------|----------|------|--------|--------------|------------|---------------|------|------|------|
| | | Boise MM | Ada | Canyon | ID Falls Mkt | Spokane MM | Twin Falls MM | Dem | Indy | GOP |
| 8-10 | 76.9 | 77.8 | 77.7 | 77.1 | 79.8 | 71.9 | 78.1 | 90.8 | 78.1 | 69.1 |
| 4-7 | 14.4 | 13.6 | 14.4 | 11.9 | 12.0 | 18.0 | 15.1 | 4.6 | 12.9 | 20.9 |
| 1-3 | 3.2 | 2.4 | 2.3 | 3.4 | 3.0 | 5.5 | 2.7 | 0.6 | 3.0 | 4.1 |

| Issue | 1 st Priority | 2 nd Priority | Total |
|---|--------------------------|--------------------------|-------|
| Education | 39.5 | 18.0 | 57.5 |
| Jobs and Unemployment | 13.0 | 14.5 | 27.5 |
| The Economy | 12.8 | 15.1 | 27.9 |
| Healthcare | 10.3 | 14.4 | 24.7 |
| Natural Resources(farming, mining and energy) | 6.4 | 10.6 | 17.0 |
| Immigration | 6.3 | 7.5 | 13.8 |
| Social issues (abortion, gay marriage) | 5.2 | 6.9 | 12.1 |
| The environment | 2.9 | 7.1 | 10.0 |
| Transportation | 2.1 | 3.2 | 5.3 |
| DK/Refused | 1.5 | 2.7 | 4.2 |



EDUCATION: QUALITY OF K-12 EDUCATION

Now, moving on to another issue, do you think that quality of K-12 public education in Idaho is excellent, good, fair or poor?



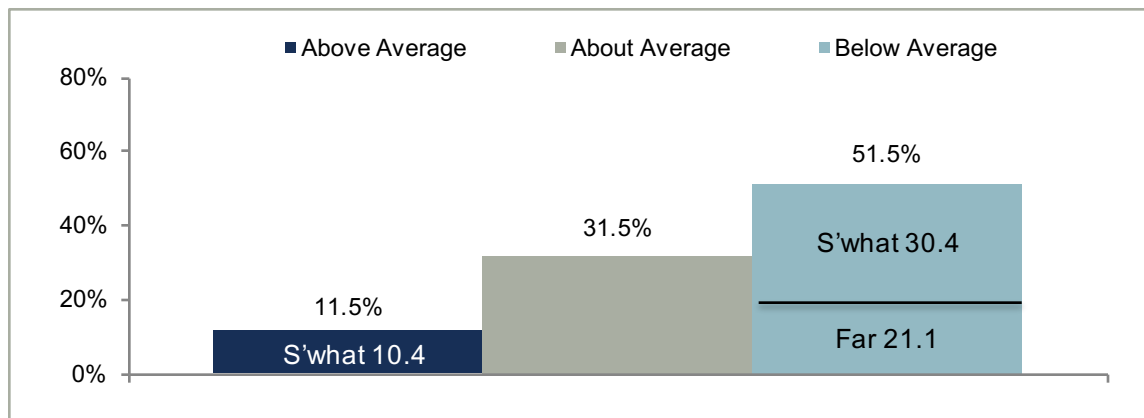
| | Over All | Age | | | | | Gender | |
|-----------------------|--------------|--------------|--------------|--------------|--------------|--------------|--------------|--------------|
| | | 18-29 | 30-44 | 45-54 | 55-64 | 65+ | M | F |
| Exc/Good | 27.6 | 24.6 | 26.3 | 27.4 | 26.1 | 35.5 | 24.7 | 30.4 |
| Fair/Poor | 70.1 | 73.3 | 72.2 | 71.4 | 70.2 | 60.9 | 73.0 | 67.2 |
| Net Difference | -42.5 | -48.7 | -45.9 | -44.0 | -44.1 | -25.4 | -48.3 | -36.8 |

| | Over All | Area | | | | | | Party | | |
|-----------------------|--------------|--------------|--------------|--------------|--------------|--------------|---------------|--------------|--------------|--------------|
| | | Boise MM | Ada | Canyon | ID Falls Mkt | Spokane MM | Twin Falls MM | Dem | Indy | GOP |
| Exc/Good | 27.6 | 24.4 | 22.7 | 34.7 | 29.2 | 31.8 | 30.1 | 18.4 | 25.5 | 35.7 |
| Fair/Poor | 70.1 | 72.6 | 73.5 | 64.4 | 70.0 | 65.0 | 69.9 | 79.3 | 72.1 | 62.2 |
| Net Difference | -42.5 | -48.3 | -50.8 | -29.7 | -40.8 | -33.2 | -39.7 | -60.9 | -46.6 | -26.5 |



EDUCATION: QUALITY OF K-12 EDUCATION COMPARISON

Compared to other states, how would you rate the overall quality of Idaho's K-12 public education system?



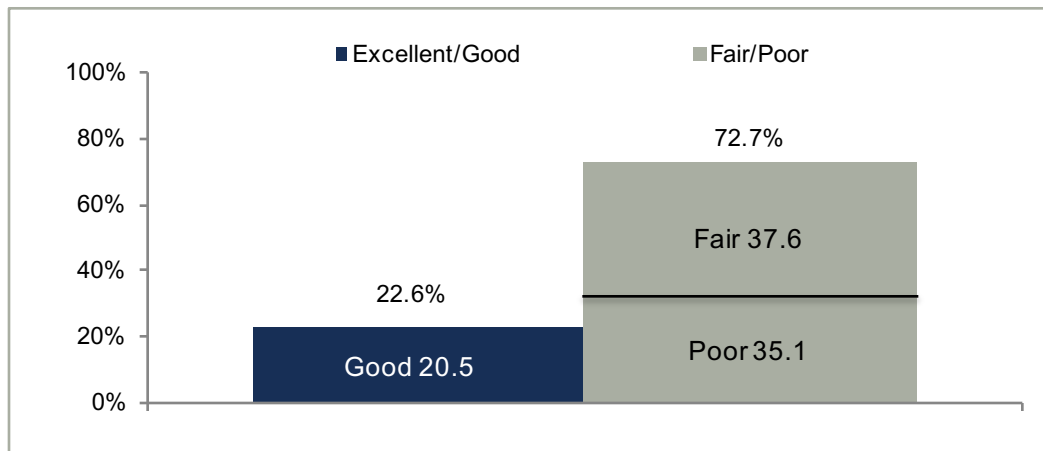
| | Over All | Age | | | | | Gender | |
|-----------------------|--------------|--------------|--------------|--------------|--------------|--------------|--------------|--------------|
| | | 18-29 | 30-44 | 45-54 | 55-64 | 65+ | M | F |
| Above Average | 11.5 | 11.4 | 13.1 | 8.6 | 13.7 | 10.1 | 11.3 | 11.7 |
| About Average | 31.5 | 29.7 | 26.6 | 34.3 | 29.8 | 40.2 | 33.6 | 29.4 |
| Below Average | 51.5 | 53.0 | 55.2 | 54.3 | 49.1 | 43.2 | 49.3 | 53.7 |
| Net Difference | -40.0 | -41.5 | -42.1 | -45.7 | -35.4 | -33.1 | -38.0 | -41.9 |

| | Over All | Area | | | | | | Party | | |
|-----------------------|--------------|--------------|--------------|--------------|--------------|--------------|---------------|--------------|--------------|--------------|
| | | Boise MM | Ada | Canyon | ID Falls Mkt | Spokane MM | Twin Falls MM | Dem | Indy | GOP |
| Above Average | 11.5 | 11.2 | 9.1 | 16.1 | 11.2 | 13.4 | 9.6 | 7.5 | 10.7 | 14.3 |
| About Average | 31.5 | 27.8 | 28.8 | 29.7 | 31.8 | 36.4 | 34.2 | 21.3 | 29.3 | 39.5 |
| Below Average | 51.5 | 55.6 | 56.4 | 47.5 | 53.2 | 42.4 | 50.7 | 68.4 | 54.0 | 39.8 |
| Net Difference | -40.0 | -44.4 | -47.3 | -31.4 | -42.1 | -29.0 | -41.1 | -60.9 | -43.3 | -25.5 |



EDUCATION: PREPARING STUDENTS FOR COLLEGE

When it comes to preparing students for college, do you think Idaho is doing an excellent, good, fair or poor job?



| | Over All | Age | | | | | Gender | |
|-----------------------|--------------|--------------|--------------|--------------|--------------|--------------|--------------|--------------|
| | | 18-29 | 30-44 | 45-54 | 55-64 | 65+ | M | F |
| Exc/Good | 22.6 | 23.3 | 19.7 | 22.3 | 26.1 | 23.1 | 22.5 | 22.7 |
| Fair/Poor | 72.7 | 73.3 | 77.2 | 73.7 | 70.2 | 66.3 | 73.0 | 72.4 |
| Net Difference | -50.1 | -50.0 | -57.5 | -51.4 | -44.1 | -43.2 | -50.5 | -49.7 |

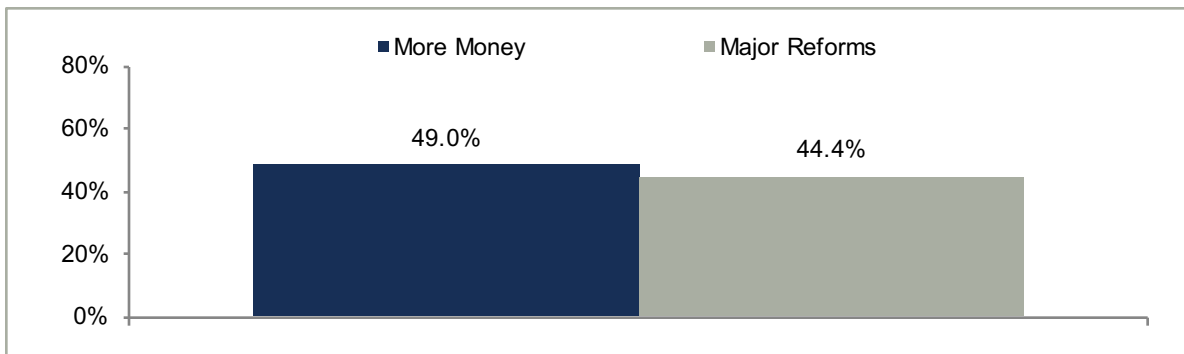
| | Over All | Area | | | | | | Party | | |
|-----------------------|--------------|--------------|--------------|--------------|--------------|--------------|---------------|--------------|--------------|--------------|
| | | Boise MM | Ada | Canyon | ID Falls Mkt | Spokane MM | Twin Falls MM | Dem | Indy | GOP |
| Exc/Good | 22.6 | 19.0 | 16.3 | 26.3 | 24.9 | 26.7 | 23.3 | 11.5 | 20.8 | 30.9 |
| Fair/Poor | 72.7 | 75.9 | 78.4 | 69.5 | 72.1 | 67.7 | 71.2 | 83.9 | 74.2 | 64.3 |
| Net Difference | -50.1 | -56.9 | -62.1 | -43.2 | -47.2 | -41.0 | -47.9 | -72.4 | -53.4 | -33.4 |



EDUCATION: SCHOOL FUNDING

Which of the following comes closest to your opinion?

1. Idaho's K-12 public education system needs more money in order to educate our children well
OR
2. Idaho's K-12 public education system has enough money, but instead needs to undergo major reforms to educate our children well



| | Over All | Age | | | | | Gender | |
|-----------------------|-------------|--------------|--------------|-------------|--------------|-------------|-------------|--------------|
| | | 18-29 | 30-44 | 45-54 | 55-64 | 65+ | M | F |
| More Money | 49.0 | 54.7 | 52.9 | 49.1 | 41.0 | 42.6 | 45.7 | 52.3 |
| Major Reforms | 44.4 | 40.7 | 40.5 | 44.6 | 52.8 | 47.3 | 46.7 | 42.1 |
| Net Difference | +4.6 | +14.0 | +12.4 | +4.6 | -11.8 | -4.7 | -1.0 | +10.1 |

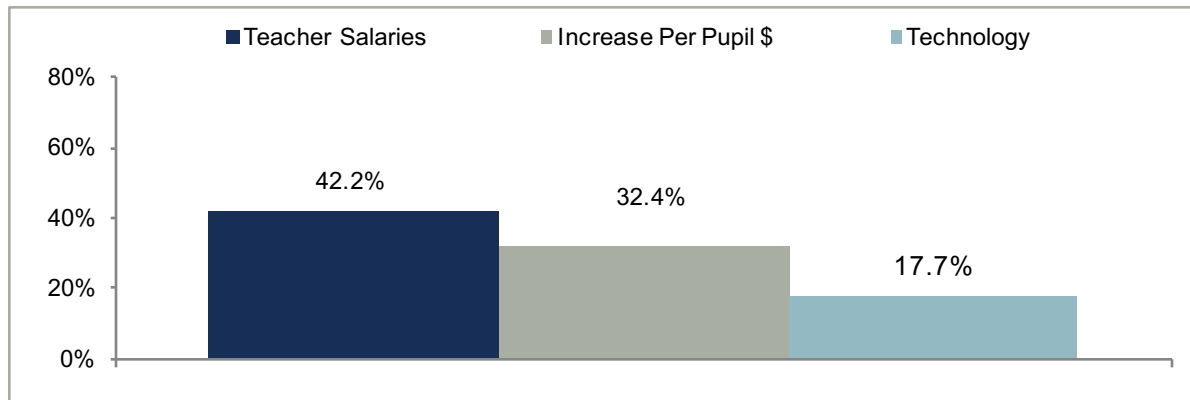
| | Over All | Area | | | | | Party | | | |
|-----------------------|-------------|--------------|--------------|-------------|--------------|-------------|---------------|--------------|-------------|--------------|
| | | Boise MM | Ada | Canyon | ID Falls Mkt | Spokane MM | Twin Falls MM | Dem | Indy | GOP |
| More Money | 49.0 | 52.8 | 55.3 | 51.7 | 48.5 | 44.2 | 37.0 | 70.7 | 51.5 | 38.0 |
| Major Reforms | 44.4 | 40.9 | 37.9 | 44.1 | 45.9 | 47.5 | 54.8 | 25.9 | 42.7 | 53.8 |
| Net Difference | +4.6 | +11.9 | +17.4 | +7.6 | +2.6 | -3.2 | -17.8 | +44.8 | +8.8 | -15.8 |



EDUCATION: FUNDING PRIORITIES

Which of the following do you think is most important for the state to spend education dollars on?

1. Providing more state money for teacher salaries
2. Providing more state money for schools to increase per pupil funding
3. Investing more state dollars in technology



| | Over All | Age | | | | | Gender | |
|------------------------------|-------------|-------|-------|-------|-------|------|--------|------|
| | | 18-29 | 30-44 | 45-54 | 55-64 | 65+ | M | F |
| Teacher Salaries | 42.2 | 43.6 | 45.6 | 41.7 | 40.4 | 37.3 | 40.8 | 43.5 |
| Increase Per Pupil \$ | 32.4 | 35.6 | 34.4 | 32.6 | 28.0 | 29.0 | 30.8 | 34.0 |
| Technology | 17.7 | 16.9 | 13.5 | 19.4 | 21.1 | 20.1 | 20.3 | 15.1 |

| | Over All | Area | | | | | | Party | | |
|------------------------------|-------------|----------|------|--------|--------------|------------|---------------|-------|------|------|
| | | Boise MM | Ada | Canyon | ID Falls Mkt | Spokane MM | Twin Falls MM | Dem | Indy | GOP |
| Teacher Salaries | 42.2 | 44.6 | 47.7 | 40.7 | 47.2 | 30.4 | 46.6 | 43.1 | 39.2 | 43.9 |
| Increase Per Pupil \$ | 32.4 | 32.1 | 30.3 | 36.4 | 31.8 | 34.6 | 28.8 | 39.7 | 34.2 | 28.8 |
| Technology | 17.7 | 15.7 | 14.8 | 15.3 | 15.0 | 25.3 | 16.4 | 13.8 | 18.9 | 19.1 |

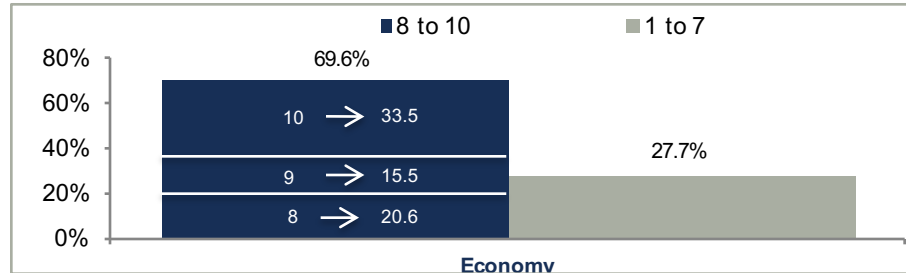


ECONOMY



ECONOMY: OVERVIEW

On a scale of 1-10, with 1 being not at all important and 10 being extremely important, how important would you say it is for the Idaho State Legislature to address each of the following issues?



| | Over All | Age | | | | | Gender | |
|-------------|-------------|-------|-------|-------|-------|------|--------|------|
| | | 18-29 | 30-44 | 45-54 | 55-64 | 65+ | M | F |
| 8-10 | 69.6 | 65.7 | 69.9 | 70.9 | 72.0 | 71.0 | 67.4 | 71.8 |
| 4-7 | 25.9 | 31.4 | 25.5 | 25.7 | 23.6 | 21.3 | 27.8 | 24.1 |
| 1-3 | 1.8 | 1.3 | 2.3 | 1.1 | 1.9 | 2.4 | 1.6 | 2.0 |

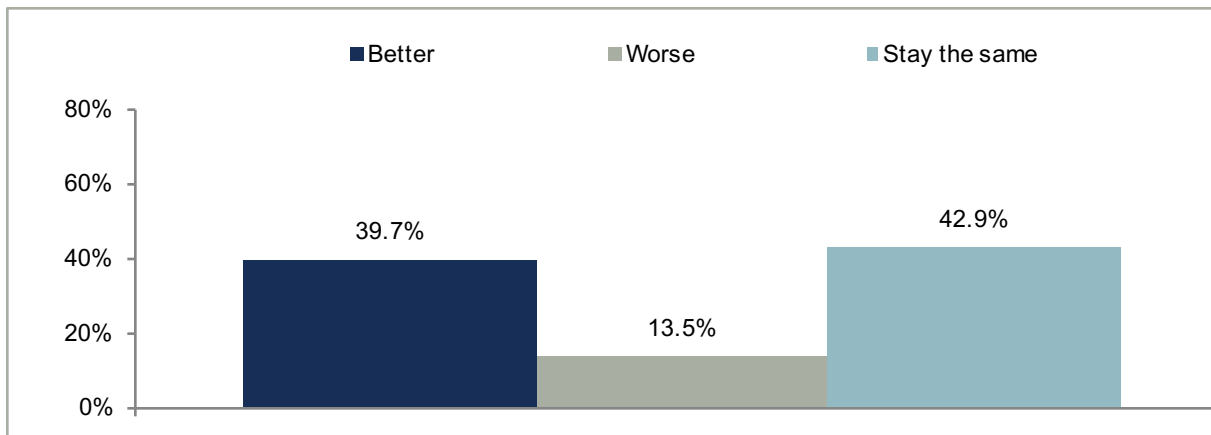
| | Over All | Area | | | | | Party | | | |
|-------------|-------------|----------|------|--------|--------------|------------|---------------|------|------|------|
| | | Boise MM | Ada | Canyon | ID Falls Mkt | Spokane MM | Twin Falls MM | Dem | Indy | GOP |
| 8-10 | 69.6 | 67.7 | 65.9 | 69.5 | 74.7 | 70.5 | 60.3 | 67.2 | 70.1 | 69.1 |
| 4-7 | 25.9 | 27.6 | 31.1 | 23.7 | 21.9 | 24.4 | 34.2 | 29.3 | 26.0 | 26.5 |
| 1-3 | 1.8 | 1.9 | 1.1 | 2.5 | 1.3 | 1.8 | 2.7 | 1.1 | 1.4 | 1.8 |

| Issue | 1 st Priority | 2 nd Priority | Total |
|---|--------------------------|--------------------------|-------------|
| Education | 39.5 | 18.0 | 57.5 |
| Jobs and Unemployment | 13.0 | 14.5 | 27.5 |
| The Economy | 12.8 | 15.1 | 27.9 |
| Healthcare | 10.3 | 14.4 | 24.7 |
| Natural Resources(farming, mining and energy) | 6.4 | 10.6 | 17.0 |
| Immigration | 6.3 | 7.5 | 13.8 |
| Social issues (abortion, gay marriage) | 5.2 | 6.9 | 12.1 |
| The environment | 2.9 | 7.1 | 10.0 |
| Transportation | 2.1 | 3.2 | 5.3 |
| DK/Refused | 1.5 | 2.7 | 4.2 |



ECONOMY: ECONOMIC FUTURE OF IDAHO

Over the next 2 years do you think Idaho's economy is going to get better, get worse or stay about the same?



| | Over All | Age | | | | | Gender | |
|----------------------|-------------|-------|-------|-------|-------|------|--------|------|
| | | 18-29 | 30-44 | 45-54 | 55-64 | 65+ | M | F |
| Better | 39.7 | 39.8 | 44.4 | 38.9 | 34.8 | 37.9 | 41.2 | 38.2 |
| Worse | 13.5 | 14.0 | 11.6 | 14.3 | 16.8 | 11.8 | 13.9 | 13.1 |
| Stay the Same | 42.9 | 41.1 | 39.8 | 45.7 | 46.0 | 44.4 | 40.4 | 45.3 |

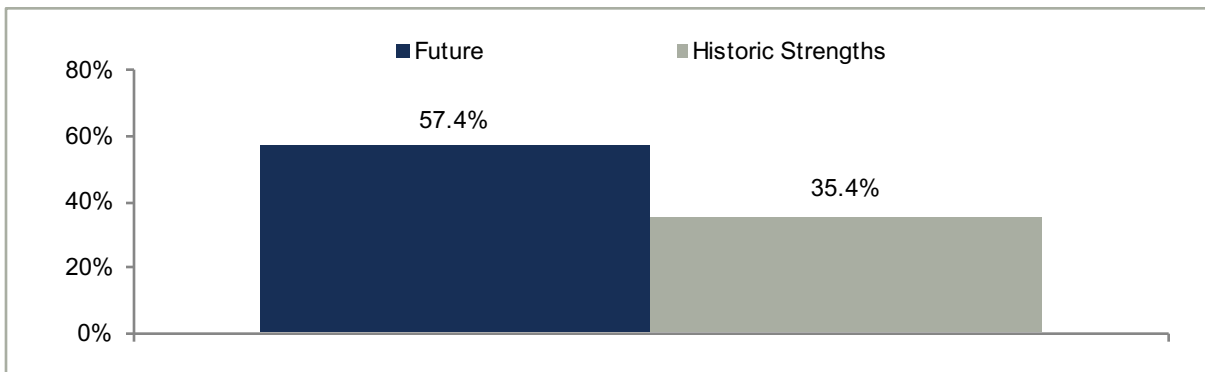
| | Over All | Area | | | | | | Party | | |
|----------------------|-------------|----------|------|--------|--------------|------------|---------------|-------|------|------|
| | | Boise MM | Ada | Canyon | ID Falls Mkt | Spokane MM | Twin Falls MM | Dem | Indy | GOP |
| Better | 39.7 | 43.5 | 47.3 | 41.5 | 35.2 | 32.7 | 49.3 | 36.8 | 34.5 | 46.2 |
| Worse | 13.5 | 12.9 | 11.4 | 15.3 | 16.3 | 13.8 | 9.6 | 12.6 | 16.2 | 10.5 |
| Stay the Same | 42.9 | 39.2 | 37.5 | 39.0 | 45.9 | 47.9 | 39.7 | 45.4 | 45.8 | 39.5 |



ECONOMY: IDAHO ECONOMY OF THE FUTURE

Which of the following statements comes closest to your own opinion?

1. The Idaho economy of the future should focus on growing new industries like technology and computer sciences, encouraging innovation and an entrepreneurial culture;
OR
2. The Idaho economy of the future should focus on its historical strengths in natural resources, like agriculture, timber and mining.



| | Over All | Age | | | | | Gender | |
|---------------------------|--------------|-------------|--------------|--------------|--------------|--------------|--------------|--------------|
| | | 18-29 | 30-44 | 45-54 | 55-64 | 65+ | M | F |
| Future | 57.4 | 50.4 | 63.3 | 61.1 | 55.3 | 56.2 | 56.9 | 57.9 |
| Historic Strengths | 35.4 | 43.6 | 30.9 | 30.3 | 37.3 | 34.3 | 36.2 | 34.6 |
| Net Difference | +22.0 | +6.8 | +32.4 | +30.9 | +18.0 | +21.9 | +20.7 | +23.3 |

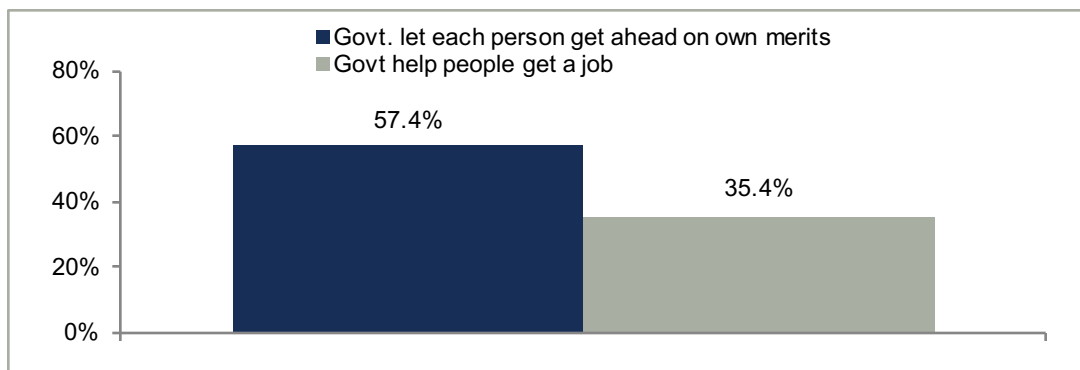
| | Over All | Area | | | | | Party | | | |
|---------------------------|--------------|--------------|--------------|-------------|--------------|--------------|---------------|--------------|--------------|--------------|
| | | Boise MM | Ada | Canyon | ID Falls Mkt | Spokane MM | Twin Falls MM | Dem | Indy | GOP |
| Future | 57.4 | 61.6 | 70.1 | 48.3 | 55.4 | 53.5 | 52.1 | 71.8 | 58.4 | 52.6 |
| Historic Strengths | 35.4 | 30.4 | 24.6 | 40.7 | 40.3 | 38.2 | 39.7 | 21.8 | 35.6 | 40.1 |
| Net Difference | +22.0 | +31.3 | +45.5 | +7.6 | +15.0 | +15.2 | +12.3 | +50.0 | +22.7 | +12.5 |



ECONOMY: ROLE OF GOVERNMENT

Which of the following statements comes closest to your own opinion?

1. The government should let each person get ahead on their own merits without interference
OR
2. The government should help people get a job and achieve a good standard of living



| | Over All | Age | | | | | Gender | |
|-------------------------|--------------|--------------|--------------|--------------|--------------|--------------|--------------|--------------|
| | | 18-29 | 30-44 | 45-54 | 55-64 | 65+ | M | F |
| Get ahead on own merits | 57.4 | 55.9 | 58.3 | 58.9 | 60.2 | 53.8 | 61.0 | 53.9 |
| Help people get a job | 37.0 | 39.4 | 37.5 | 35.4 | 33.5 | 37.9 | 34.8 | 39.2 |
| Net Difference | +20.4 | +16.5 | +20.8 | +23.4 | +26.7 | +16.0 | +26.2 | +14.7 |

| | Over All | Area | | | | | Party | | | |
|-------------------------|--------------|--------------|-------------|--------------|--------------|--------------|---------------|--------------|--------------|--------------|
| | | Boise MM | Ada | Canyon | ID Falls Mkt | Spokane MM | Twin Falls MM | Dem | Indy | GOP |
| Get ahead on own merits | 57.4 | 53.0 | 50.0 | 56.8 | 62.2 | 60.4 | 60.3 | 21.3 | 58.1 | 71.9 |
| Help people get a job | 37.0 | 40.1 | 42.8 | 38.1 | 34.8 | 32.7 | 37.0 | 73.6 | 34.0 | 24.0 |
| Net Difference | +20.4 | +12.9 | +7.2 | +18.6 | +27.5 | +27.6 | +23.3 | -52.3 | +24.1 | +48.0 |

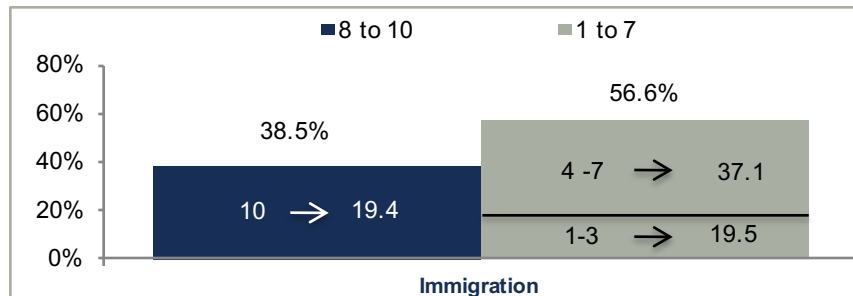


IMMIGRATION



IMMIGRATION: OVERVIEW

On a scale of 1-10, with 1 being not at all important and 10 being extremely important, how important would you say it is for the Idaho State Legislature to address each of the following issues?



| | Over All | Age | | | | | Gender | |
|-------------|-------------|-------|-------|-------|-------|------|--------|------|
| | | 18-29 | 30-44 | 45-54 | 55-64 | 65+ | M | F |
| 8-10 | 38.5 | 34.3 | 34.4 | 42.9 | 47.2 | 37.9 | 36.6 | 40.4 |
| 4-7 | 37.1 | 39.8 | 39.8 | 38.3 | 29.2 | 35.5 | 36.2 | 38.0 |
| 1-3 | 19.5 | 21.2 | 22.8 | 15.4 | 19.9 | 16.0 | 22.7 | 16.3 |

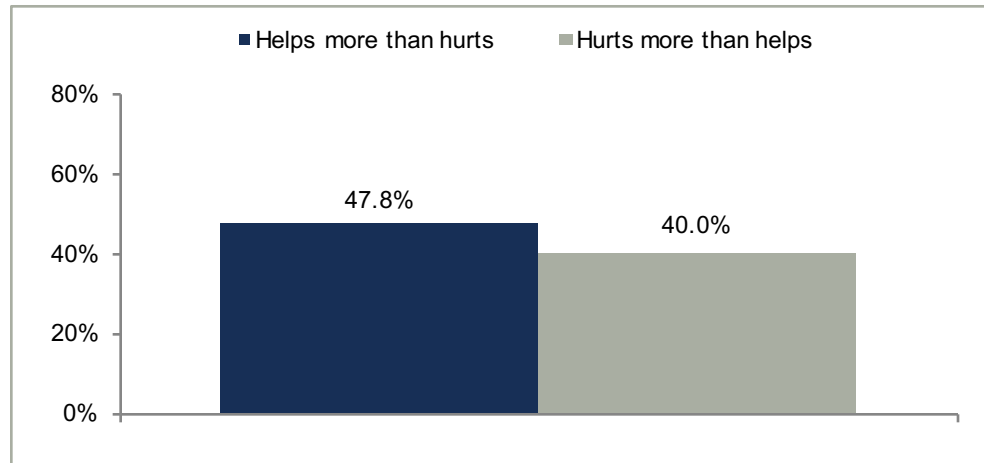
| | Over All | Area | | | | | Party | | | |
|-------------|-------------|----------|------|--------|--------------|------------|---------------|------|------|------|
| | | Boise MM | Ada | Canyon | ID Falls Mkt | Spokane MM | Twin Falls MM | Dem | Indy | GOP |
| 8-10 | 38.5 | 37.5 | 33.0 | 44.1 | 31.3 | 44.2 | 45.2 | 29.3 | 35.3 | 44.9 |
| 4-7 | 37.1 | 36.0 | 38.6 | 29.7 | 45.1 | 31.3 | 38.4 | 43.1 | 37.8 | 34.9 |
| 1-3 | 19.5 | 21.8 | 22.3 | 22.9 | 20.2 | 16.6 | 13.7 | 25.3 | 21.4 | 15.1 |

| Issue | 1 st Priority | 2 nd Priority | Total |
|---|--------------------------|--------------------------|-------------|
| Education | 39.5 | 18.0 | 57.5 |
| Jobs and Unemployment | 13.0 | 14.5 | 27.5 |
| The Economy | 12.8 | 15.1 | 27.9 |
| Healthcare | 10.3 | 14.4 | 24.7 |
| Natural Resources(farming, mining and energy) | 6.4 | 10.6 | 17.0 |
| Immigration | 6.3 | 7.5 | 13.8 |
| Social issues (abortion, gay marriage) | 5.2 | 6.9 | 12.1 |
| The environment | 2.9 | 7.1 | 10.0 |
| Transportation | 2.1 | 3.2 | 5.3 |
| DK/Refused | 1.5 | 2.7 | 4.2 |



IMMIGRATION: HELPING OR HURTING?

Now, I'd like to ask you some questions about another topic: immigration. Would you say immigration helps Idaho more than it hurts or immigration hurts Idaho more than it helps?



| | Over All | Age | | | | | Gender | |
|------------------------------|-------------|--------------|--------------|--------------|-------------|--------------|-------------|-------------|
| | | 18-29 | 30-44 | 45-54 | 55-64 | 65+ | M | F |
| Helps more than hurts | 47.8 | 53.8 | 56.4 | 50.3 | 37.9 | 33.1 | 47.9 | 47.7 |
| Hurts more than helps | 40.0 | 32.2 | 35.1 | 38.9 | 46.6 | 53.3 | 40.2 | 39.8 |
| Net Difference | +7.8 | +21.6 | +21.2 | +11.4 | -8.7 | -20.1 | +7.6 | +8.0 |

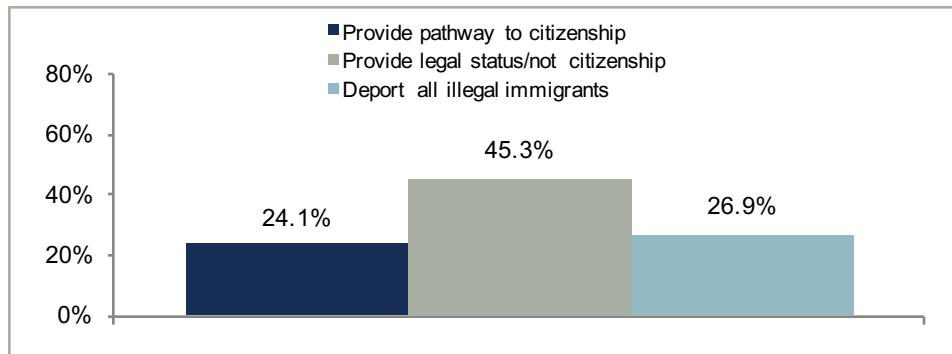
| | Over All | Area | | | | | | Party | | |
|------------------------------|-------------|--------------|--------------|-------------|--------------|-------------|---------------|--------------|--------------|--------------|
| | | Boise MM | Ada | Canyon | ID Falls Mkt | Spokane MM | Twin Falls MM | Dem | Indy | GOP |
| Helps more than hurts | 47.8 | 49.6 | 53.8 | 43.2 | 53.6 | 37.8 | 50.7 | 68.4 | 50.4 | 37.5 |
| Hurts more than helps | 40.0 | 38.1 | 35.6 | 41.5 | 36.1 | 46.1 | 41.1 | 23.0 | 36.7 | 50.3 |
| Net Difference | +7.8 | +11.4 | +18.2 | +1.7 | +17.6 | -8.3 | +9.6 | +45.4 | +13.7 | -12.8 |



IMMIGRATION: THE SOLUTION

When it comes to illegal immigration, which solution do you think makes the most sense for the United States?

1. Provide a pathway to citizenship for all immigrants in the United States illegally
2. Provide legal status, but not citizenship, for immigrants here illegally to work and pay taxes
3. Deport all illegal immigrants in the United States back to their home country



| | Over All | Age | | | | | Gender | |
|-------------------------------|----------|-------|-------|-------|-------|------|--------|------|
| | | 18-29 | 30-44 | 45-54 | 55-64 | 65+ | M | F |
| Pathway to citizenship | 24.1 | 30.9 | 25.9 | 21.1 | 19.9 | 18.9 | 23.9 | 24.3 |
| Legal status/not citizenship | 45.3 | 45.8 | 46.3 | 42.9 | 44.1 | 46.7 | 41.0 | 49.5 |
| Deport all illegal immigrants | 26.9 | 21.2 | 23.2 | 32.6 | 32.9 | 29.0 | 32.2 | 21.7 |

| | Over All | Area | | | | | | Party | | |
|-------------------------------|----------|----------|------|--------|--------------|------------|---------------|-------|------|------|
| | | Boise MM | Ada | Canyon | ID Falls Mkt | Spokane MM | Twin Falls MM | Dem | Indy | GOP |
| Pathway to citizenship | 24.1 | 28.4 | 34.8 | 17.8 | 21.5 | 18.0 | 23.3 | 39.7 | 26.0 | 16.1 |
| Legal status/not citizenship | 45.3 | 41.4 | 40.9 | 45.8 | 52.4 | 41.0 | 58.9 | 48.9 | 46.6 | 44.6 |
| Deport all illegal immigrants | 26.9 | 25.4 | 18.9 | 32.2 | 22.7 | 38.2 | 16.4 | 9.8 | 23.3 | 36.0 |

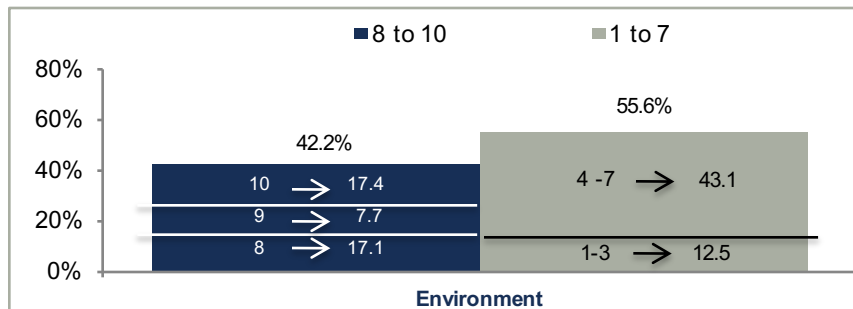


ENVIRONMENT



ENVIRONMENT: OVERVIEW

On a scale of 1-10, with 1 being not at all important and 10 being extremely important, how important would you say it is for the Idaho State Legislature to address each of the following issues?



| | Over All | Age | | | | | Gender | |
|-------------|-------------|-------|-------|-------|-------|------|--------|------|
| | | 18-29 | 30-44 | 45-54 | 55-64 | 65+ | M | F |
| 8-10 | 42.2 | 41.9 | 41.7 | 35.4 | 42.2 | 50.3 | 37.4 | 46.9 |
| 4-7 | 43.1 | 46.2 | 40.2 | 51.4 | 39.1 | 38.5 | 45.5 | 40.8 |
| 1-3 | 12.5 | 11.4 | 16.2 | 10.3 | 16.1 | 7.1 | 15.1 | 9.9 |

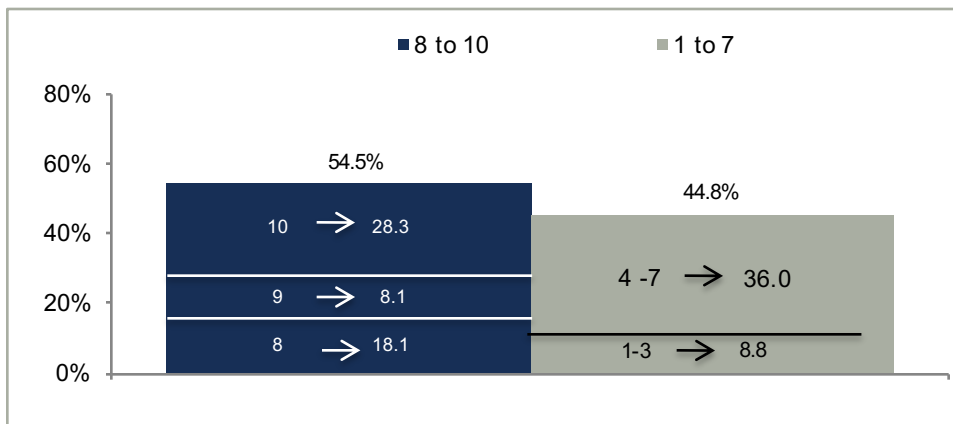
| | Over All | Area | | | | | | Party | | |
|-------------|-------------|----------|------|--------|--------------|------------|---------------|-------|------|------|
| | | Boise MM | Ada | Canyon | ID Falls Mkt | Spokane MM | Twin Falls MM | Dem | Indy | GOP |
| 8-10 | 42.2 | 44.2 | 42.4 | 47.5 | 37.8 | 40.6 | 46.6 | 59.8 | 46.0 | 30.6 |
| 4-7 | 43.1 | 41.4 | 40.5 | 44.9 | 43.3 | 45.2 | 47.9 | 35.6 | 40.8 | 49.2 |
| 1-3 | 12.5 | 11.9 | 13.6 | 7.6 | 16.3 | 12.4 | 5.5 | 1.1 | 11.8 | 18.1 |

| Issue | 1st Priority | 2nd Priority | Total |
|---|--------------|--------------|-------|
| Education | 39.5 | 18.0 | 57.5 |
| Jobs and Unemployment | 13.0 | 14.5 | 27.5 |
| The Economy | 12.8 | 15.1 | 27.9 |
| Healthcare | 10.3 | 14.4 | 24.7 |
| Natural Resources(farming, mining and energy) | 6.4 | 10.6 | 17.0 |
| Immigration | 6.3 | 7.5 | 13.8 |
| Social issues (abortion, gay marriage) | 5.2 | 6.9 | 12.1 |
| The environment | 2.9 | 7.1 | 10.0 |
| Transportation | 2.1 | 3.2 | 5.3 |
| DK/Refused | 1.5 | 2.7 | 4.2 |



ENVIRONMENT: RATING THE ISSUE

Moving on, on a scale of 1 to 10 with 1 being not at all concerned and 10 being highly concerned, please tell me how concerned you are about protecting the environment in Idaho?



| | Over All | Age | | | | | Gender | |
|-------------|-------------|-------|-------|-------|-------|------|--------|------|
| | | 18-29 | 30-44 | 45-54 | 55-64 | 65+ | M | F |
| 8-10 | 54.5 | 51.3 | 51.7 | 58.9 | 54.0 | 59.2 | 51.9 | 57.1 |
| 4-7 | 36.0 | 38.1 | 40.2 | 32.6 | 34.2 | 32.0 | 36.4 | 35.6 |
| 1-3 | 8.8 | 10.2 | 7.3 | 8.6 | 10.6 | 7.7 | 10.7 | 7.0 |

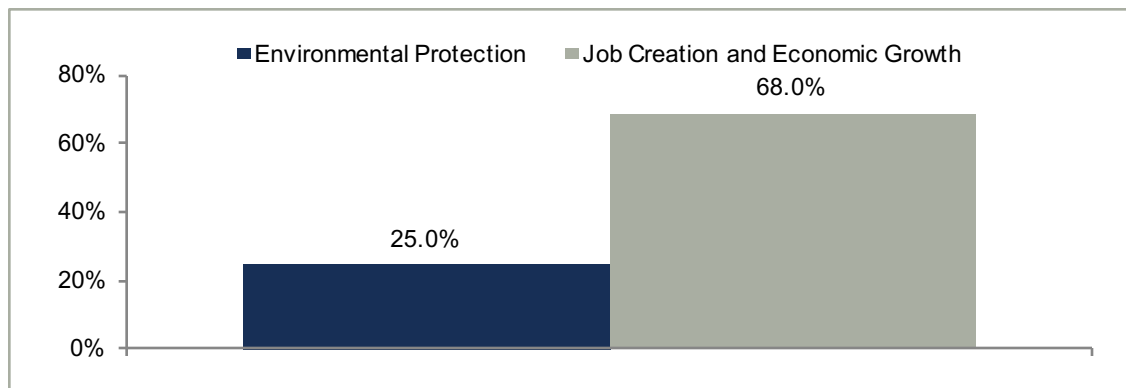
| | Over All | Area | | | | | Party | | | |
|-------------|-------------|----------|------|--------|--------------|------------|---------------|------|------|------|
| | | Boise MM | Ada | Canyon | ID Falls Mkt | Spokane MM | Twin Falls MM | Dem | Indy | GOP |
| 8-10 | 54.5 | 60.1 | 60.2 | 57.6 | 45.9 | 46.1 | 69.9 | 74.7 | 56.4 | 43.4 |
| 4-7 | 36.0 | 32.3 | 31.4 | 33.9 | 40.8 | 43.3 | 23.3 | 22.4 | 35.3 | 43.6 |
| 1-3 | 8.8 | 7.1 | 7.6 | 8.5 | 12.4 | 9.2 | 6.8 | 2.9 | 7.4 | 12.5 |



ENVIRONMENT: JOBS VS. PROTECTING THE ENVIRONMENT

Which of the following should be the priority in Idaho?

- 1. Environmental protection
- OR
- 2. Job creation and economic growth



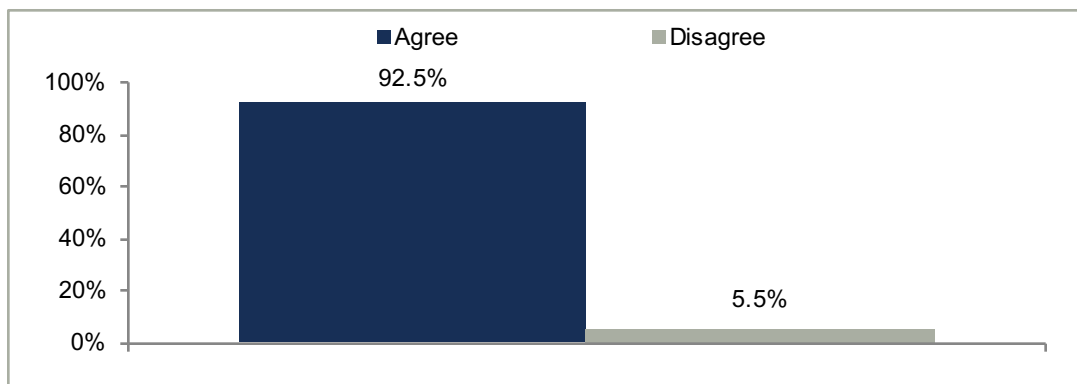
| | Over All | Age | | | | | Gender | |
|-------------------------------------|--------------|--------------|--------------|--------------|--------------|--------------|--------------|--------------|
| | | 18-29 | 30-44 | 45-54 | 55-64 | 65+ | M | F |
| Environmental Protection | 25.0 | 31.8 | 21.6 | 23.4 | 26.7 | 20.7 | 23.9 | 26.0 |
| Job Creation/Economic Growth | 68.0 | 64.4 | 72.6 | 68.0 | 65.8 | 68.0 | 69.0 | 67.0 |
| Net Difference | -43.0 | -32.6 | -51.0 | -44.6 | -39.1 | -47.3 | -45.1 | -41.0 |

| | Over All | Area | | | | | | Party | | |
|-------------------------------------|--------------|--------------|--------------|--------------|--------------|--------------|---------------|--------------|--------------|--------------|
| | | Boise MM | Ada | Canyon | ID Falls Mkt | Spokane MM | Twin Falls MM | Dem | Indy | GOP |
| Environmental Protection | 25.0 | 29.3 | 32.6 | 24.6 | 18.9 | 22.6 | 24.7 | 40.8 | 27.4 | 15.3 |
| Job Creation/Economic Growth | 68.0 | 62.3 | 59.1 | 71.2 | 74.2 | 72.4 | 69.9 | 52.9 | 64.4 | 79.8 |
| Net Difference | -43.0 | -33.0 | -26.5 | -46.6 | -55.4 | -49.8 | -45.2 | -12.1 | -37.0 | -64.5 |



ENVIRONMENT: ALL OR NOTHING DEBATES

Please tell me whether you agree or disagree with the following statement: Too often public policy debates in Idaho are all or nothing conversations with one side saying we have to protect the environment and the other saying we have to grow the economy. The truth is, this is a false choice. Idaho can have economic development while still protecting the environment.



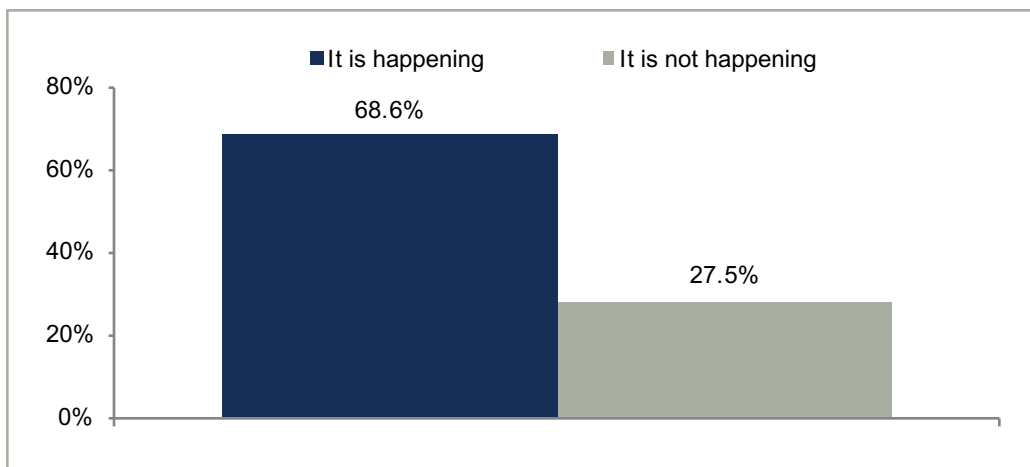
| | Over All | Age | | | | | Gender | |
|-----------------------|--------------|--------------|--------------|--------------|--------------|--------------|--------------|--------------|
| | | 18-29 | 30-44 | 45-54 | 55-64 | 65+ | M | F |
| Agree | 92.5 | 94.1 | 93.8 | 90.3 | 95.0 | 88.2 | 92.2 | 92.8 |
| Disagree | 5.5 | 5.1 | 4.6 | 6.9 | 3.1 | 8.3 | 5.8 | 5.2 |
| Net Difference | +87.0 | +89.0 | +89.2 | +83.4 | +91.9 | +79.9 | +86.3 | +87.7 |

| | Over All | Area | | | | | | Party | | |
|-----------------------|--------------|--------------|--------------|--------------|--------------|--------------|---------------|--------------|--------------|--------------|
| | | Boise MM | Ada | Canyon | ID Falls Mkt | Spokane MM | Twin Falls MM | Dem | Indy | GOP |
| Agree | 92.5 | 92.2 | 93.2 | 90.7 | 92.7 | 92.2 | 95.9 | 93.1 | 92.9 | 92.3 |
| Disagree | 5.5 | 5.6 | 4.5 | 9.3 | 4.7 | 6.0 | 4.1 | 6.9 | 4.4 | 5.6 |
| Net Difference | +87.0 | +86.6 | +88.6 | +81.4 | +88.0 | +86.2 | +91.8 | +86.2 | +88.5 | +86.7 |



ENVIRONMENT: CLIMATE CHANGE

When it comes to your views about global climate change, do you believe it is happening, or do you not believe it is happening?



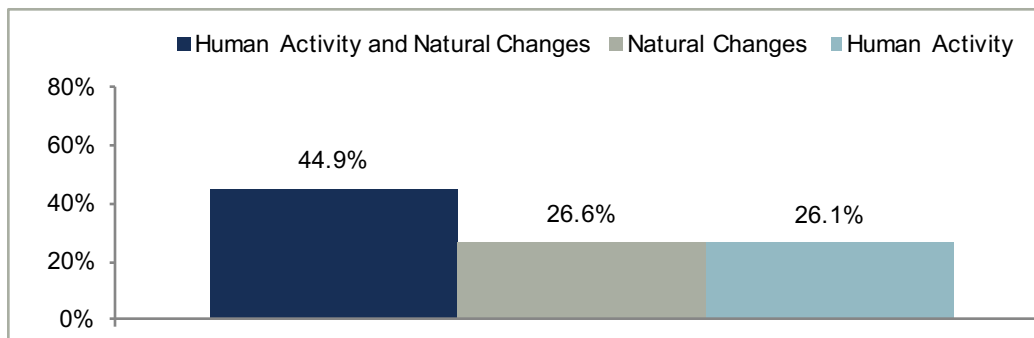
| | Over All | Age | | | | | Gender | |
|----------------------------|--------------|--------------|--------------|--------------|--------------|--------------|--------------|--------------|
| | | 18-29 | 30-44 | 45-54 | 55-64 | 65+ | M | F |
| It is happening | 68.6 | 71.6 | 71.0 | 68.0 | 63.4 | 66.3 | 65.6 | 71.6 |
| It is not happening | 27.5 | 25.0 | 24.7 | 30.3 | 29.8 | 30.2 | 30.4 | 24.7 |
| Net Difference | +41.1 | +46.6 | +46.3 | +37.7 | +33.5 | +36.1 | +35.2 | +46.9 |

| | Over All | Area | | | | | Party | | | |
|----------------------------|--------------|--------------|--------------|--------------|--------------|--------------|---------------|--------------|--------------|-------------|
| | | Boise MM | Ada | Canyon | ID Falls Mkt | Spokane MM | Twin Falls MM | Dem | Indy | GOP |
| It is happening | 68.6 | 72.0 | 76.9 | 64.4 | 63.5 | 65.9 | 72.6 | 92.0 | 73.7 | 52.3 |
| It is not happening | 27.5 | 24.1 | 18.9 | 30.5 | 31.8 | 31.3 | 21.9 | 5.7 | 23.0 | 42.9 |
| Net Difference | +41.1 | +47.8 | +58.0 | +33.9 | +31.8 | +34.6 | +50.7 | +86.2 | +50.7 | +9.4 |



ENVIRONMENT: CLIMATE CHANGE

Regardless of whether or not you believe global climate change is happening, is it more likely to be caused by mostly natural changes in the atmosphere, mostly because of human activity, or equally because of human activity and natural changes?



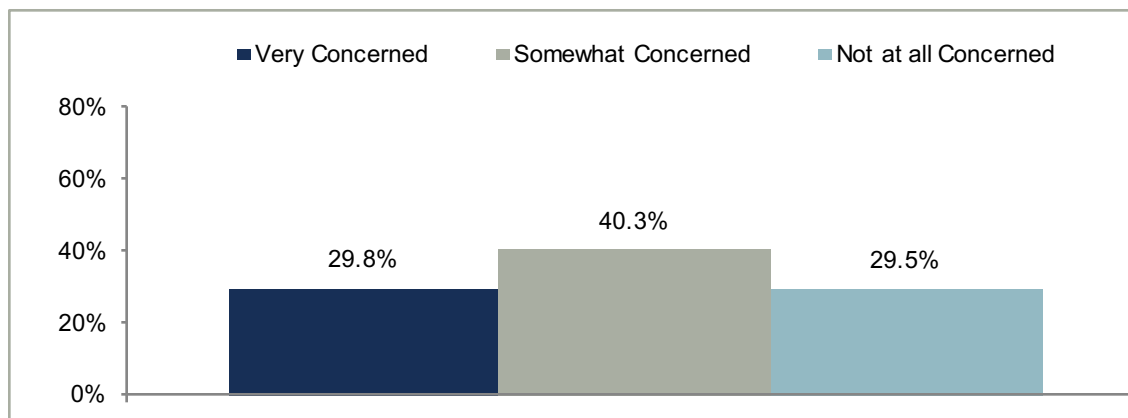
| | Over All | Age | | | | | Gender | |
|---|-------------|-------|-------|-------|-------|------|--------|------|
| | | 18-29 | 30-44 | 45-54 | 55-64 | 65+ | M | F |
| Human Activity and Natural Changes | 44.9 | 47.9 | 44.8 | 46.9 | 41.6 | 42.0 | 40.6 | 49.1 |
| Natural Changes | 26.6 | 21.6 | 25.1 | 28.6 | 29.2 | 31.4 | 32.6 | 20.7 |
| Human Activity | 26.1 | 29.7 | 27.8 | 21.7 | 26.1 | 23.1 | 24.1 | 28.0 |

| | Over All | Area | | | | | | Party | | |
|---|-------------|----------|------|--------|--------------|------------|---------------|-------|------|------|
| | | Boise MM | Ada | Canyon | ID Falls Mkt | Spokane MM | Twin Falls MM | Dem | Indy | GOP |
| Human Activity and Natural Changes | 44.9 | 47.2 | 45.1 | 50.8 | 44.2 | 39.2 | 49.3 | 38.5 | 44.9 | 49.0 |
| Natural Changes | 26.6 | 21.3 | 18.9 | 26.3 | 28.3 | 35.5 | 26.0 | 2.3 | 24.9 | 39.3 |
| Human Activity | 26.1 | 29.5 | 34.1 | 21.2 | 24.5 | 23.5 | 20.5 | 57.5 | 27.7 | 9.4 |



ENVIRONMENT: CONCERN OVER CLIMATE CHANGE

When it comes to global climate change, would you say that you are very concerned, somewhat concerned, or not at all concerned?



| | Over All | Age | | | | | Gender | |
|-----------------------------|-------------|-------|-------|-------|-------|------|--------|------|
| | | 18-29 | 30-44 | 45-54 | 55-64 | 65+ | M | F |
| Very Concerned | 29.8 | 33.5 | 27.8 | 25.7 | 29.2 | 32.5 | 25.2 | 34.4 |
| Somewhat Concerned | 40.3 | 37.3 | 41.7 | 46.9 | 38.5 | 37.3 | 39.0 | 41.6 |
| Not at all Concerned | 29.5 | 29.2 | 29.7 | 27.4 | 32.3 | 29.0 | 35.6 | 23.5 |

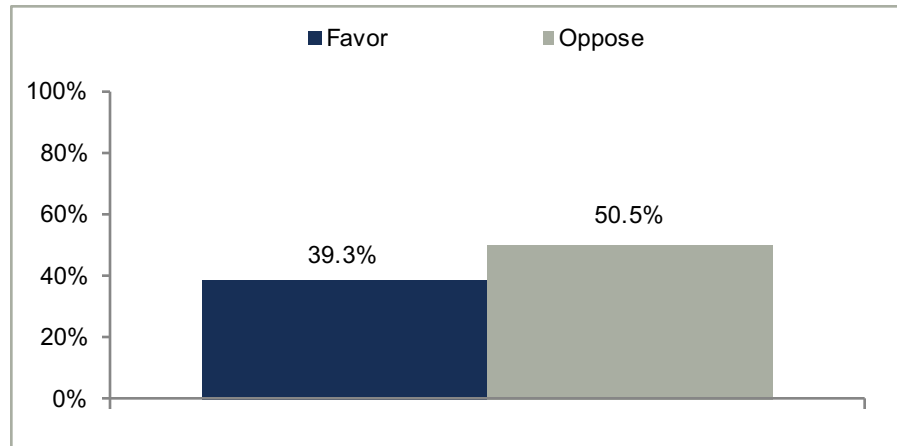
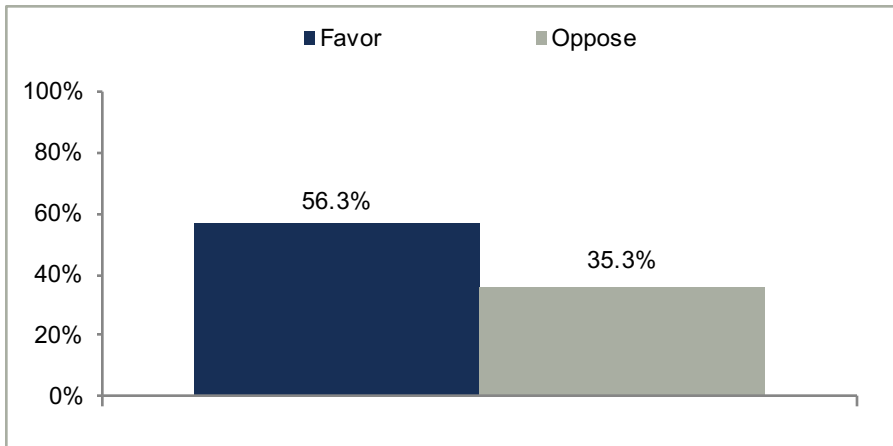
| | Over All | Area | | | | | | Party | | |
|-----------------------------|-------------|----------|------|--------|--------------|------------|---------------|-------|------|------|
| | | Boise MM | Ada | Canyon | ID Falls Mkt | Spokane MM | Twin Falls MM | Dem | Indy | GOP |
| Very Concerned | 29.8 | 34.3 | 36.7 | 28.0 | 22.7 | 27.2 | 37.0 | 62.6 | 31.5 | 13.0 |
| Somewhat Concerned | 40.3 | 40.9 | 40.5 | 46.6 | 41.6 | 35.9 | 41.1 | 30.5 | 40.0 | 44.6 |
| Not at all Concerned | 29.5 | 24.4 | 22.3 | 25.4 | 34.8 | 36.9 | 21.9 | 6.9 | 28.2 | 41.8 |



ENVIRONMENT: FEDERAL LAND MANAGEMENT

Currently, the federal government owns or manages over 60% of land in Idaho. Would you favor or oppose transferring land owned by the federal government to the state government for management?

Currently, the federal government owns or manages over 60% of land in Idaho. Transferring management of those lands to the state government in Idaho **could potentially cost the state millions per year in taxpayer dollars.** Knowing this, would you favor or oppose transferring land owned by the federal government to the state government for management?



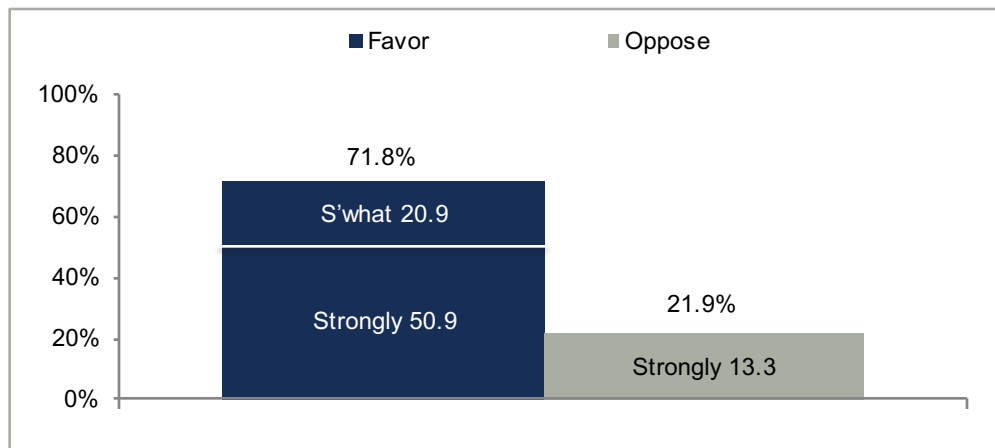
| | Over All | Party | | | Gender | |
|-----------------------|--------------|--------------|--------------|--------------|--------------|--------------|
| | | Dem | Indy | GOP | M | F |
| Favor | 56.3 | 30.1 | 59.5 | 67.3 | 61.7 | 50.6 |
| Oppose | 35.3 | 59.1 | 34.5 | 23.4 | 32.4 | 38.3 |
| Net Difference | +21.0 | -29.0 | +25.0 | +43.9 | +29.3 | +12.3 |

| | Over All | Party | | | Gender | |
|-----------------------|--------------|--------------|--------------|--------------|--------------|--------------|
| | | Dem | Indy | GOP | M | F |
| Favor | 39.3 | 23.5 | 36.0 | 50.8 | 41.1 | 37.7 |
| Oppose | 50.5 | 74.1 | 50.8 | 39.6 | 51.5 | 49.6 |
| Net Difference | -11.2 | -50.6 | -14.7 | +11.2 | -10.4 | -11.9 |



ENVIRONMENT: HUNTING WOLVES

Do you favor or oppose allowing Idaho hunters to hunt wolves?



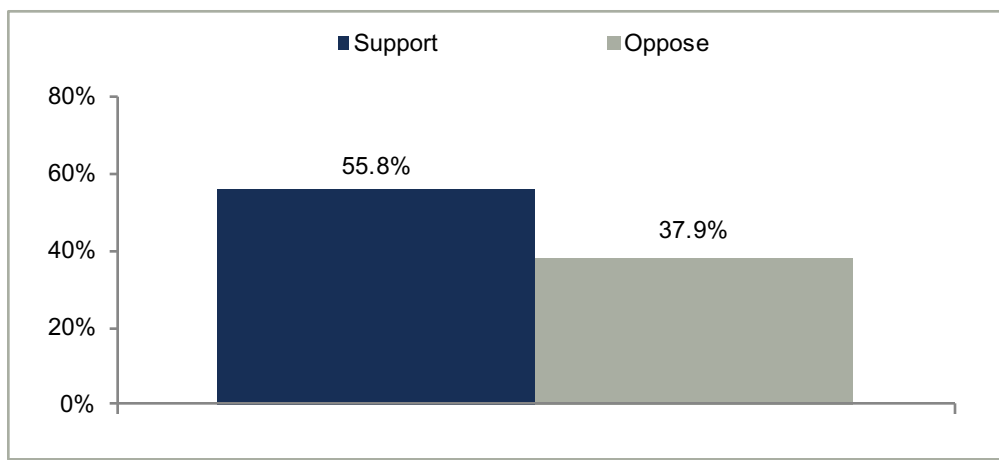
| | Over All | Age | | | | | Gender | |
|-----------------------|--------------|--------------|--------------|--------------|--------------|--------------|--------------|--------------|
| | | 18-29 | 30-44 | 45-54 | 55-64 | 65+ | M | F |
| Favor | 71.8 | 67.4 | 74.5 | 76.0 | 70.8 | 70.4 | 79.9 | 63.8 |
| Oppose | 21.9 | 25.8 | 18.5 | 18.9 | 24.2 | 22.5 | 16.5 | 27.2 |
| Net Difference | +49.9 | +41.5 | +56.0 | +57.1 | +46.6 | +47.9 | +63.4 | +36.6 |

| | Over All | Area | | | | | | Party | | |
|-----------------------|--------------|--------------|--------------|--------------|--------------|--------------|---------------|-------------|--------------|--------------|
| | | Boise MM | Ada | Canyon | ID Falls Mkt | Spokane MM | Twin Falls MM | Dem | Indy | GOP |
| Favor | 71.8 | 63.6 | 62.1 | 68.6 | 81.1 | 78.8 | 72.6 | 48.9 | 72.6 | 81.6 |
| Oppose | 21.9 | 28.0 | 28.4 | 24.6 | 12.9 | 17.5 | 26.0 | 43.7 | 20.8 | 13.3 |
| Net Difference | +49.9 | +35.6 | +33.7 | +44.1 | +68.2 | +61.3 | +46.6 | +5.2 | +51.8 | +68.4 |



ENVIRONMENT: WOLF REDUCTION SPENDING

Idaho lawmakers have approved spending \$400,000 to help reduce the number of wolves in Idaho.
Do you support or oppose state efforts to reduce the wolf population?



| | Over All | Age | | | | | Gender | |
|-----------------------|--------------|--------------|--------------|--------------|--------------|--------------|--------------|--------------|
| | | 18-29 | 30-44 | 45-54 | 55-64 | 65+ | M | F |
| Support | 55.8 | 55.5 | 55.6 | 56.6 | 52.8 | 58.6 | 60.4 | 51.3 |
| Oppose | 37.9 | 38.1 | 37.5 | 41.1 | 40.4 | 32.5 | 34.8 | 41.0 |
| Net Difference | +17.9 | +17.4 | +18.1 | +15.4 | +12.4 | +26.0 | +25.6 | +10.3 |

| | Over All | Area | | | | | | Party | | |
|-----------------------|--------------|-------------|-------------|--------------|--------------|--------------|---------------|--------------|--------------|--------------|
| | | Boise MM | Ada | Canyon | ID Falls Mkt | Spokane MM | Twin Falls MM | Dem | Indy | GOP |
| Support | 55.8 | 48.7 | 47.0 | 55.9 | 62.7 | 65.0 | 53.4 | 37.4 | 54.5 | 65.8 |
| Oppose | 37.9 | 43.3 | 45.8 | 36.4 | 32.2 | 30.4 | 42.5 | 54.6 | 38.6 | 29.3 |
| Net Difference | +17.9 | +5.4 | +1.1 | +19.5 | +30.5 | +34.6 | +11.0 | -17.2 | +15.9 | +36.5 |

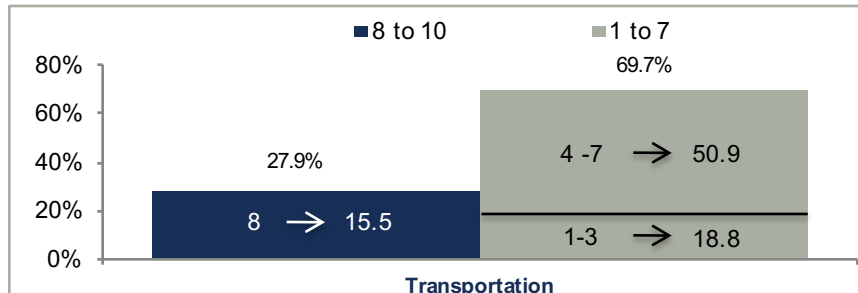


TRANSPORTATION



TRANSPORTATION: OVERVIEW

On a scale of 1-10, with 1 being not at all important and 10 being extremely important, how important would you say it is for the Idaho State Legislature to address each of the following issues?



| | Over All | Age | | | | | Gender | |
|-------------|-------------|-------|-------|-------|-------|------|--------|------|
| | | 18-29 | 30-44 | 45-54 | 55-64 | 65+ | M | F |
| 8-10 | 27.9 | 23.7 | 28.6 | 20.0 | 37.3 | 32.0 | 25.2 | 30.6 |
| 4-7 | 50.9 | 54.7 | 50.2 | 58.3 | 40.4 | 49.1 | 51.9 | 49.9 |
| 1-3 | 18.8 | 18.2 | 18.9 | 20.0 | 20.5 | 16.6 | 20.9 | 16.7 |

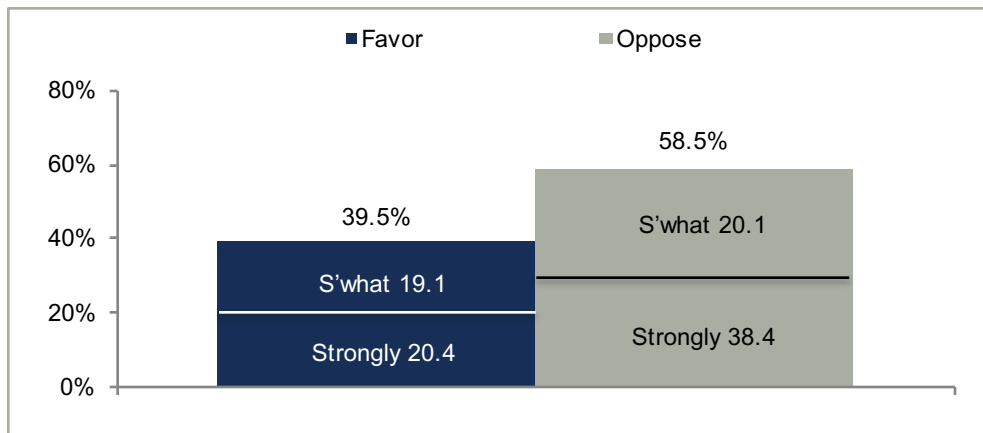
| | Over All | Area | | | | | Party | | | |
|-------------|-------------|----------|------|--------|--------------|------------|---------------|------|------|------|
| | | Boise MM | Ada | Canyon | ID Falls Mkt | Spokane MM | Twin Falls MM | Dem | Indy | GOP |
| 8-10 | 27.9 | 31.0 | 30.7 | 32.2 | 23.2 | 24.9 | 30.1 | 30.5 | 27.7 | 26.8 |
| 4-7 | 50.9 | 52.4 | 52.3 | 55.9 | 48.1 | 51.6 | 50.7 | 55.2 | 49.3 | 50.8 |
| 1-3 | 18.8 | 14.0 | 14.8 | 10.2 | 26.6 | 21.2 | 16.4 | 12.1 | 20.8 | 19.9 |

| Issue | 1 st Priority | 2 nd Priority | Total |
|---|--------------------------|--------------------------|------------|
| Education | 39.5 | 18.0 | 57.5 |
| Jobs and Unemployment | 13.0 | 14.5 | 27.5 |
| The Economy | 12.8 | 15.1 | 27.9 |
| Healthcare | 10.3 | 14.4 | 24.7 |
| Natural Resources(farming, mining and energy) | 6.4 | 10.6 | 17.0 |
| Immigration | 6.3 | 7.5 | 13.8 |
| Social issues (abortion, gay marriage) | 5.2 | 6.9 | 12.1 |
| The environment | 2.9 | 7.1 | 10.0 |
| Transportation | 2.1 | 3.2 | 5.3 |
| DK/Refused | 1.5 | 2.7 | 4.2 |



TRANSPORTATION: INCREASING THE GAS TAX

Currently, all transportation projects like fixing potholes, roadway improvements and new highway construction in Idaho are paid for with money raised by the gas tax. Would you favor or oppose increasing the gas tax in Idaho by 6 cents per gallon in order to pay for these transportation projects?



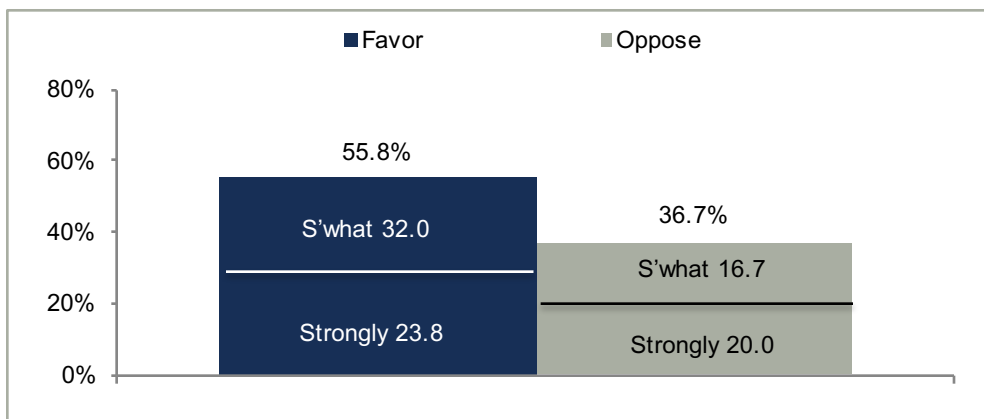
| | Over All | Age | | | | | Gender | |
|-----------------------|--------------|--------------|--------------|--------------|--------------|-------------|--------------|--------------|
| | | 18-29 | 30-44 | 45-54 | 55-64 | 65+ | M | F |
| Favor | 39.5 | 40.3 | 40.2 | 33.7 | 37.9 | 45.0 | 40.8 | 38.2 |
| Oppose | 58.5 | 56.8 | 58.7 | 64.0 | 60.9 | 52.7 | 57.7 | 59.2 |
| Net Difference | -19.0 | -16.5 | -18.5 | -30.3 | -23.0 | -7.7 | -16.9 | -21.1 |

| | Over All | Area | | | | | | Party | | |
|-----------------------|--------------|--------------|-------------|--------------|--------------|--------------|---------------|--------------|--------------|--------------|
| | | Boise MM | Ada | Canyon | ID Falls Mkt | Spokane MM | Twin Falls MM | Dem | Indy | GOP |
| Favor | 39.5 | 40.5 | 44.7 | 33.9 | 36.5 | 39.2 | 42.5 | 58.0 | 39.5 | 32.4 |
| Oppose | 58.5 | 58.0 | 54.5 | 62.7 | 62.2 | 57.1 | 56.2 | 39.7 | 58.6 | 65.6 |
| Net Difference | -19.0 | -17.5 | -9.8 | -28.8 | -25.8 | -18.0 | -13.7 | +18.4 | -19.2 | -33.2 |



TRANSPORTATION: GENERAL FUNDS FOR TRANSPORTATION

If the Idaho State Legislature does not raise the gas tax, would you favor or oppose using general budget funds to pay for these transportation projects?



| | Over All | Age | | | | | Gender | |
|-----------------------|--------------|--------------|--------------|-------------|--------------|--------------|--------------|--------------|
| | | 18-29 | 30-44 | 45-54 | 55-64 | 65+ | M | F |
| Favor | 55.8 | 60.6 | 59.1 | 46.3 | 55.9 | 53.8 | 56.5 | 55.1 |
| Oppose | 36.7 | 33.9 | 34.7 | 47.4 | 34.8 | 34.3 | 38.0 | 35.4 |
| Net Difference | +19.1 | +26.7 | +24.3 | -1.1 | +21.1 | +19.5 | +18.5 | +19.7 |

| | Over All | Area | | | | | | Party | | |
|-----------------------|--------------|--------------|--------------|-------------|--------------|--------------|---------------|--------------|--------------|--------------|
| | | Boise MM | Ada | Canyon | ID Falls Mkt | Spokane MM | Twin Falls MM | Dem | Indy | GOP |
| Favor | 55.8 | 54.7 | 56.4 | 48.3 | 60.1 | 53.5 | 54.8 | 56.9 | 54.8 | 57.9 |
| Oppose | 36.7 | 37.9 | 37.5 | 44.1 | 34.3 | 36.9 | 39.7 | 37.4 | 37.5 | 34.2 |
| Net Difference | +19.1 | +16.8 | +18.9 | +4.2 | +25.8 | +16.6 | +15.1 | +19.5 | +17.3 | +23.7 |



THANK YOU

- **For more information, please contact:**
 - Corey Cook – coreydcook@boisestate.edu
 - Gregory C. Hill – greghill@boisestate.edu
 - Justin S. Vaughn – justinvaughn@boisestate.edu



APPENDIX



WHY DO YOU LIVE IN IDAHO?

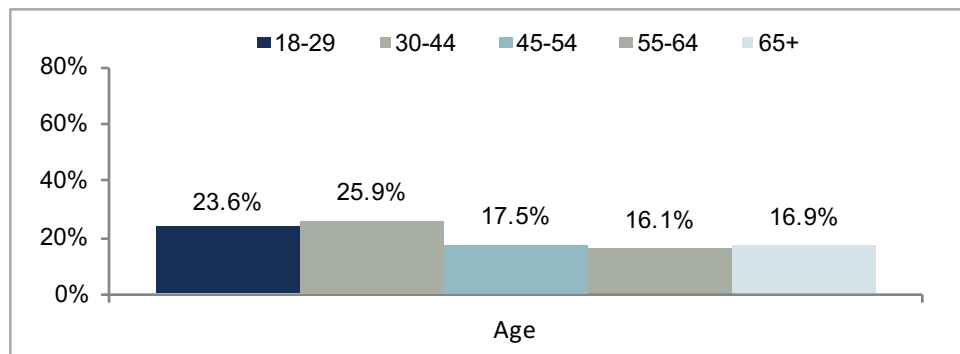
Why do you live in Idaho?

| | Overall |
|---|---------|
| Born and raised here/grew up here | 30.6 |
| I/husband/wife/children/parents/family lives there | 18.5 |
| Beautiful state/outdoors/scenery/the best state to live | 13.0 |
| I like/love it here/like the area | 11.8 |
| Job/business/work related/husband work there | 10.1 |
| Attending school/college | 2.7 |
| Lifestyle/quality of life | 1.7 |
| Not over crowded/less population | 1.6 |
| Affordability/low cost of living | 1.6 |
| I like the weather/climate/seasons change | 1.6 |

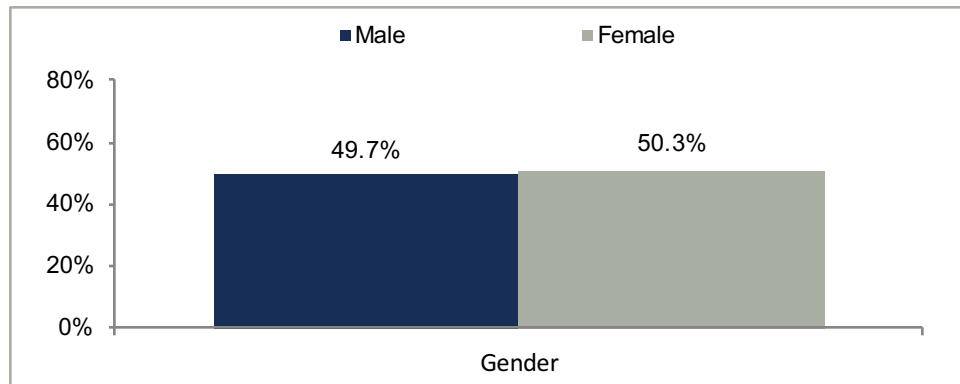


AGE AND GENDER

■ First, to make sure we get a representative sample, can you please tell me your current age?



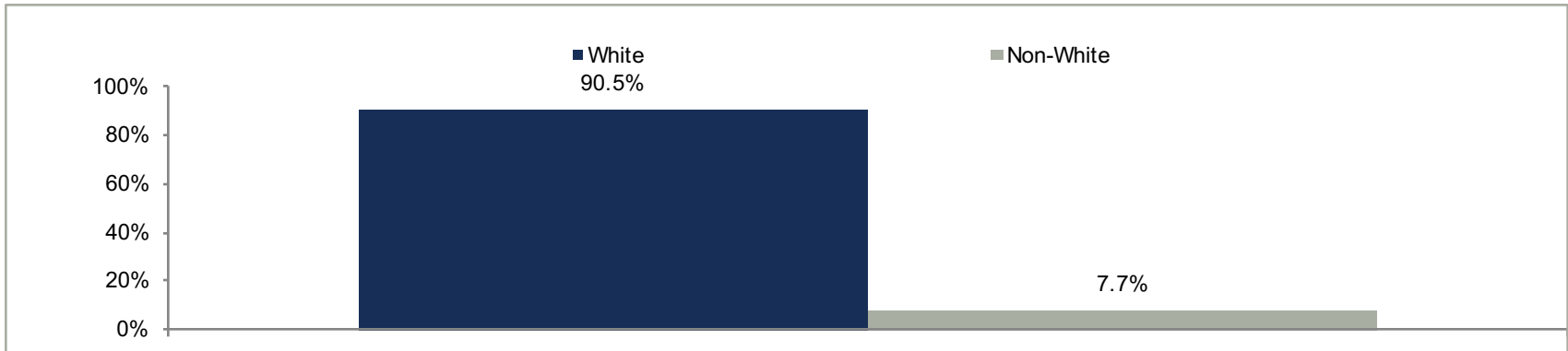
■ Gender



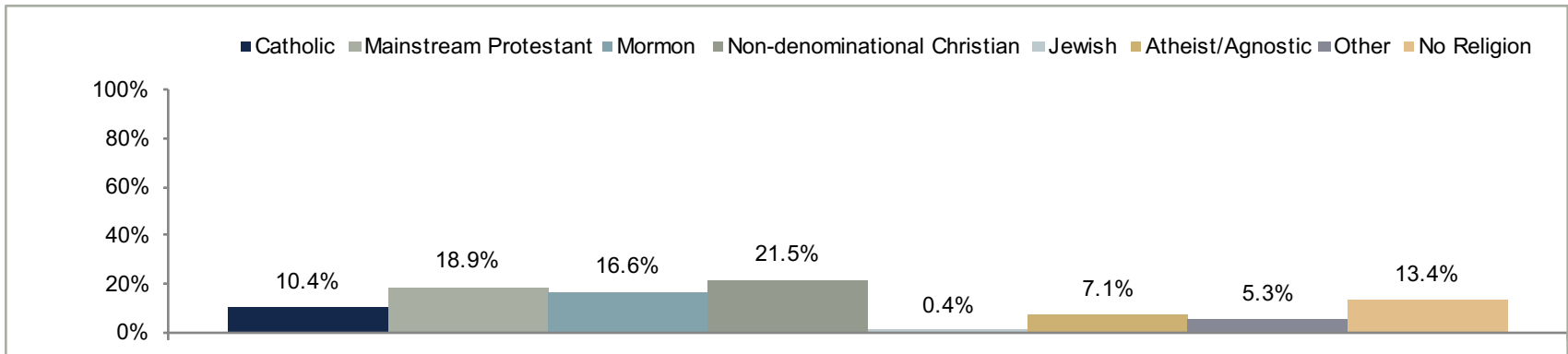


RACE AND RELIGION

What racial or ethnic group best describes you?



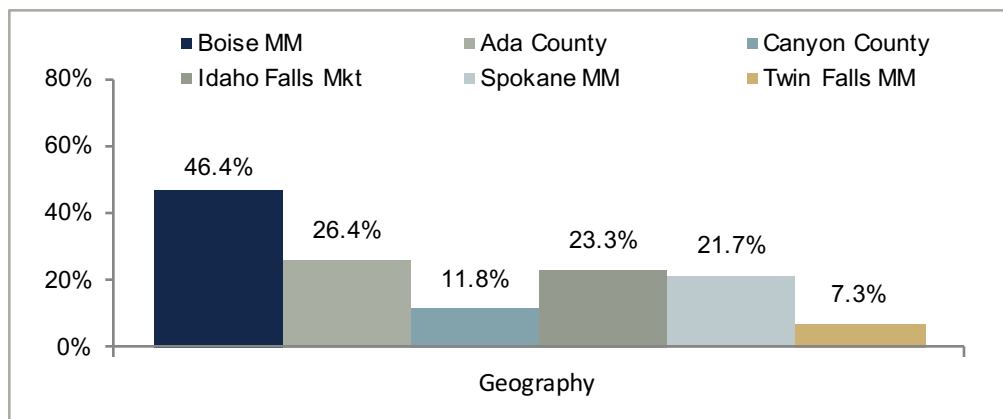
What is your religion?



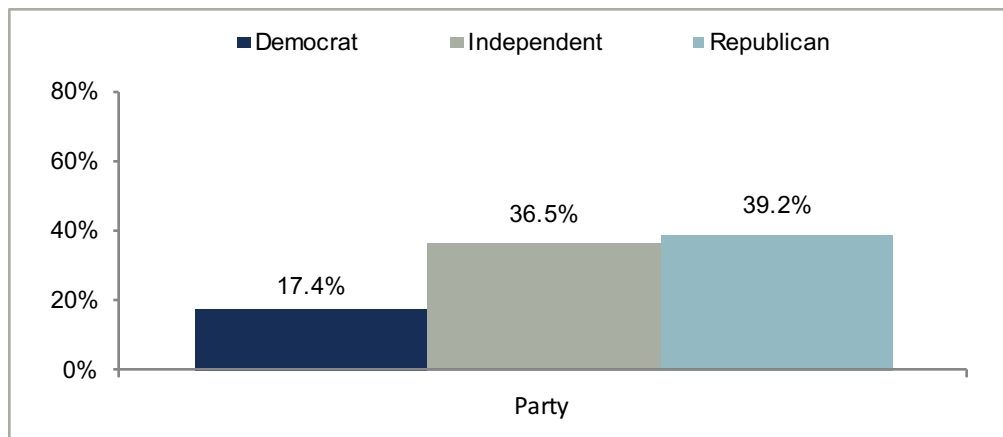


AREA AND POLITICAL PARTY

Geography



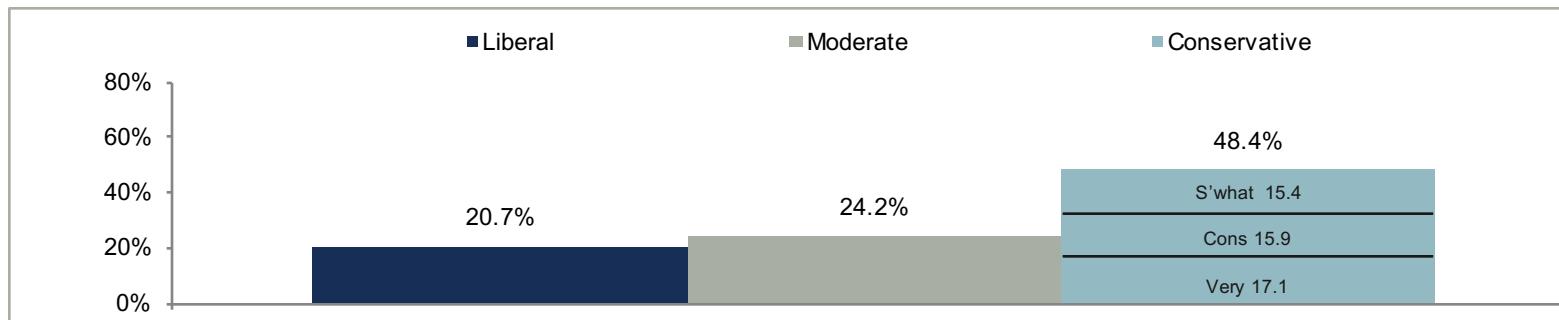
Generally speaking, do you usually think of yourself as a Republican, a Democrat, an Independent, or what?



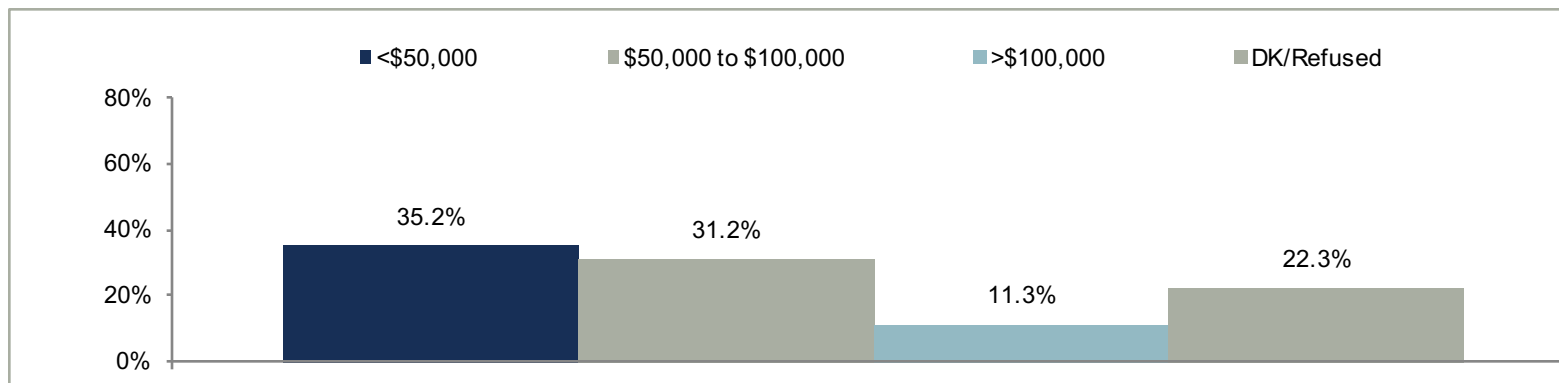


IDEOLOGY AND INCOME

We hear a lot of talk these days about liberals and conservatives. Here is a seven-point scale on which the political views that people might hold are arranged from very liberal to very conservative. Where would you place yourself on this scale, or haven't you thought much about this?



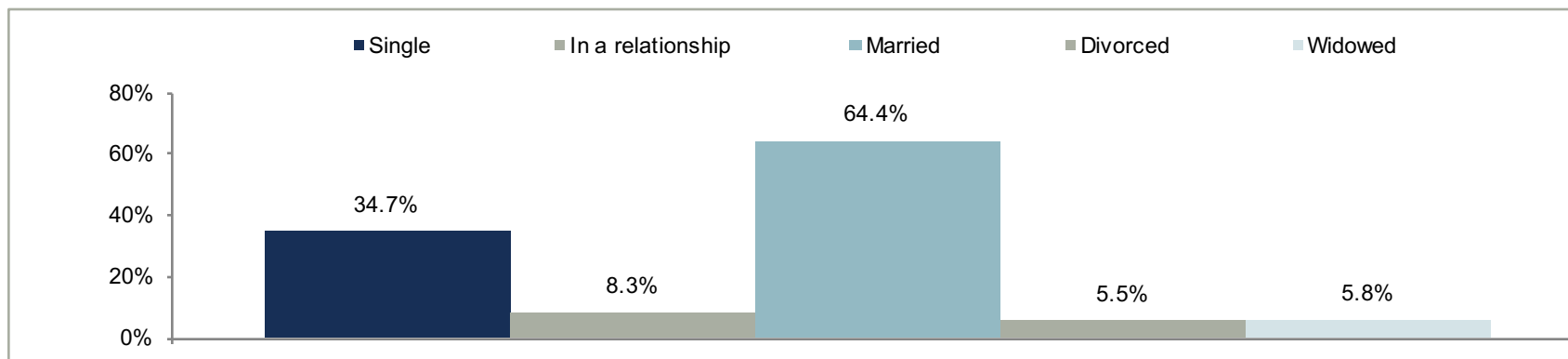
Which of the following best describes your annual household income before taxes?





RELATIONSHIP STATUS AND CHILDREN

What is your relationship status?



Do you currently have any children under the age of 18?

