



Solvent- and ligand-induced switch of selectivity in gold(I)-catalyzed tandem reactions of 3-propargylindoles

Estela Álvarez¹, Delia Miguel¹, Patricia García-García¹, Manuel A. Fernández-Rodríguez¹, Félix Rodríguez² and Roberto Sanz^{*1}

Full Research Paper

[Open Access](#)**Address:**

¹Área de Química Orgánica, Departamento de Química, Facultad de Ciencias, Universidad de Burgos, Pza. Misael Bañuelos s/n, 09001 Burgos, Spain and ²Instituto Universitario de Química Organometálica "Enrique Moles", Universidad de Oviedo, C/Julián Clavería 8, 33006 Oviedo, Spain

Email:

Roberto Sanz^{*} - rsd@ubu.es

* Corresponding author

Keywords:

catalysis; gold; indoles; Nazarov cyclizations; selectivity

Beilstein J. Org. Chem. **2011**, *7*, 786–793.

doi:10.3762/bjoc.7.89

Received: 31 March 2011

Accepted: 16 May 2011

Published: 09 June 2011

This article is part of the Thematic Series "Gold catalysis for organic synthesis".

Guest Editor: F. D. Toste

© 2011 Álvarez et al; licensee Beilstein-Institut.

License and terms: see end of document.

Abstract

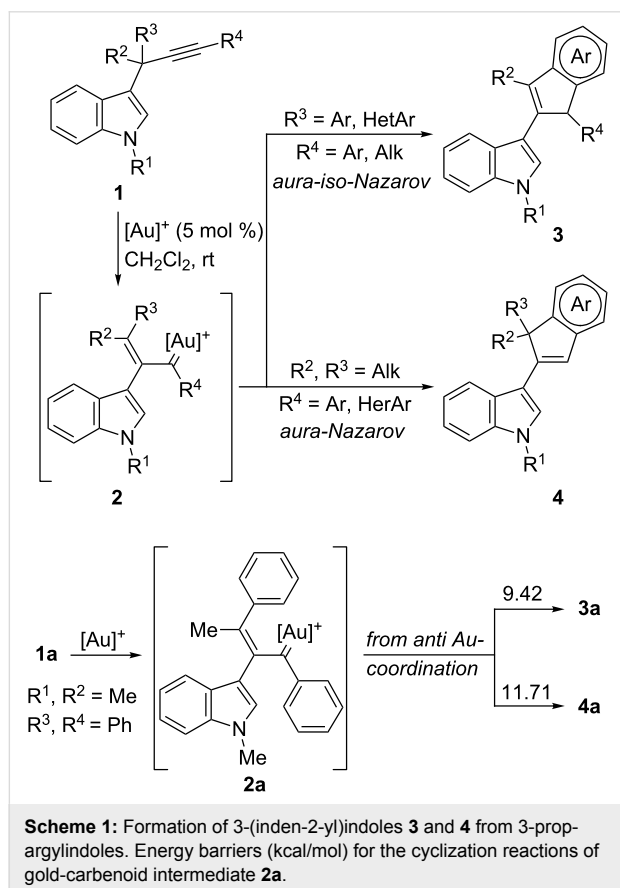
The selectivity of our previously described gold-catalyzed tandem reaction, 1,2-indole migration followed by *aura-iso*-Nazarov cyclization, of 3-propargylindoles bearing (hetero)aromatic substituents at both the propargylic and terminal positions, was reversed by the proper choice of the catalyst and the reaction conditions. Thus, 3-(inden-2-yl)indoles, derived from an *aura*-Nazarov cyclization (instead of an *aura-iso*-Nazarov cyclization), were obtained in moderate to good yields from a variety of 3-propargylindoles.

Introduction

Catalysis with gold complexes as carbophilic π -acids has become a highly developed area in the last decade [1-7]. In particular, 1,2-acyl migration reactions of propargylic esters have been extensively investigated. In these processes the gold-carbenoid species generated are able to undergo a wide variety of further transformations [8-11]. In addition, propargylic sulfides have also been reported as useful substrates for this type of process, participating in related 1,2-sulfur migrations [12]. Within this area we have reported the first examples of

gold-catalyzed migration reactions in propargylic systems that involve a carbon-centered moiety, implying that carbon-carbon bonds are broken and formed instead of carbon-heteroatom bonds [13,14]. Based on the nucleophilic nature of indoles [15], which are known to react with gold-activated alkynes or allenes [16,17], and by taking advantage of our reported methodology for the synthesis of 3-propargylindoles [18,19], we have shown that the indole nucleus is able to participate in gold-catalyzed 1,2-migration reactions of propargylic systems. Thus, 3-prop-

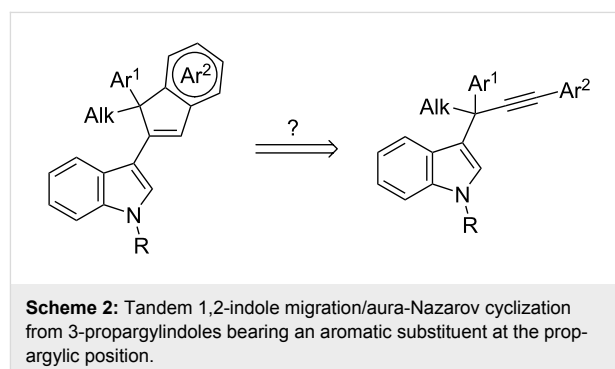
argyloindoles **1** give rise to α,β -unsaturated gold-carbenoid intermediates **2** that evolve through different pathways depending on the substituents at the propargylic and terminal positions of the alkyne moiety (Scheme 1). If (hetero)aromatic substituents are present at either of these positions, they undergo further cyclizations to afford 3-(inden-2-yl)indoles **3** or **4** (Scheme 1). An analysis of the aromaticity of the transition state structures for these cyclizations by DFT calculations revealed that these electrocyclic ring closures could be considered as gold variants of the Nazarov (cyclization from **2** to **4**) or iso-Nazarov reactions (cyclization from **2** to **3**) [14]. These theoretical calculations also showed that in those cases where both cyclization pathways are possible (for example in **2a** arising from **1a**; Scheme 1), the calculated energy barriers for the two cyclization modes favored the iso-Nazarov-product **3a** (9.42 kcal/mol vs 11.71 kcal/mol for the Nazarov cyclization assuming that the initial gold coordination to the alkyne is *anti* to the indole). This is in complete agreement with the experimental data, as we always observed the selective formation of cyclization products **3** in those cases where both **3** and **4** could be obtained. However, for the model compound **1a**, similar energy profiles were obtained for the corresponding iso-Nazarov and Nazarov pathways ($\Delta E = 2.29$ kcal/mol) [20]. Since there are several examples reported in the literature that show that the reactivity



and selectivity of reactions catalyzed by gold complexes can be appropriately tuned [21–27], we thought that it should be possible to reverse the selectivity of our tandem reaction in favor of the iso-Nazarov pathway, to obtain compounds **4** by a proper setting of the reaction conditions (modulation of the electronic properties of the ligands, counter ion, solvent, substitution pattern of the substrates, etc.). Herein, we report our efforts to control the two competing pathways in the evolution of gold-carbenoid intermediates generated by an initial 1,2-indole migration in 3-propargyloindoles.

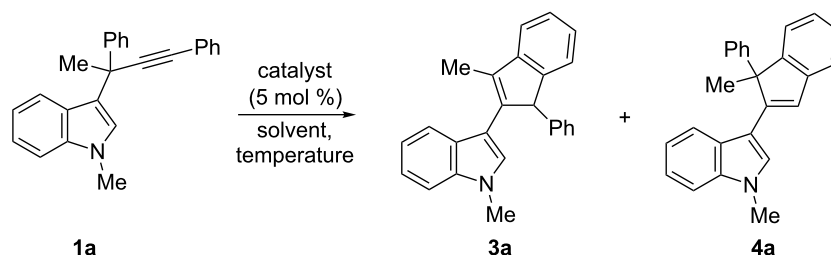
Results and Discussion

It is an intriguing possibility that the *aura*-Nazarov reaction may also take place with substrates bearing aromatic substituents at both the propargylic and terminal positions, and thus allow access to new functionalized indole derivatives (Scheme 2). It should be remarked that, until now, only the *aura*-Nazarov cyclization to give products **4** from substrates **1** (without an aromatic substituent at the propargylic position, see R^2 , R^3 in Scheme 1) has been observed.



For the initial selectivity control experiments, 1-methyl-3-(1-methyl-1,3-diphenylprop-2-ynyl)-1*H*-indole (**1a**) was selected as the model compound and was treated with several gold catalysts under different reaction conditions (Table 1). As expected, under our standard reported conditions ((Ph_3P) $\text{AuCl}/\text{AgSbF}_6$ in CH_2Cl_2 at room temperature), the 3-(inden-2-yl)indole **3a** was obtained as the major product. However, a minor isomer **4a** was also isolated along with **3a** in a ca. 3.5/1 ratio (Table 1, entry 1). The structure of the minor compound **4a** was established by X-ray diffraction (Figure 1), confirming that the gold-carbenoid intermediate **2a** could also undergo the *aura*-Nazarov cyclization [28,29].

The use of cationic gold complexes bearing different types of phosphane ligands always provided the iso-Nazarov product **3a** as the major isomer, with a small increase in the competing Nazarov product **4a** on switching the ligand to SPhos (Table 1, entries 1–4). The use of complexes bearing N-heterocyclic

Table 1: Effect of the catalyst and reaction conditions on the reactivity of **1a**.^a

Entry	Catalyst	Solvent	Ratio ^b 3a/4a
1	(Ph ₃ P)AuCl/AgSbF ₆	CH ₂ Cl ₂	3.5/1
2	(Ph ₃ P)AuNTf ₂	CH ₂ Cl ₂	3.3/1
3	SPhosAuNTf ₂ ^c	CH ₂ Cl ₂	2.5/1
4	(Et ₃ P)AuCl/AgSbF ₆	CH ₂ Cl ₂	3.3/1 ^d
5	IMeAuCl ^e /AgSbF ₆	CH ₂ Cl ₂	2.5/1
6	IPrAuCl ^f /AgSbF ₆	CH ₂ Cl ₂	3/1
7	[(PhO) ₃ P]AuCl/AgSbF ₆	CH ₂ Cl ₂	2.2/1
8	[(2,4-(<i>t</i> -Bu) ₂ C ₆ H ₃ O) ₃ P]AuCl/AgSbF ₆	CH ₂ Cl ₂	1.5/1
9	[(2,4-(<i>t</i> -Bu) ₂ C ₆ H ₃ O) ₃ P]AuCl/AgBF ₄	CH ₂ Cl ₂	1.5/1
10	[(2,4-(<i>t</i> -Bu) ₂ C ₆ H ₃ O) ₃ P]AuCl/AgNTf ₂	CH ₂ Cl ₂	2/1
11	[(2,4-(<i>t</i> -Bu) ₂ C ₆ H ₃ O) ₃ P]AuCl/AgOTs	CH ₂ Cl ₂	1.5/1
12	[(2,4-(<i>t</i> -Bu) ₂ C ₆ H ₃ O) ₃ P]AuCl/AgOTf	CH ₂ Cl ₂	1.4/1
13	[(2,4-(<i>t</i> -Bu) ₂ C ₆ H ₃ O) ₃ P]AuCl/AgSbF ₆	DME	1.4/1
14	[(2,4-(<i>t</i> -Bu) ₂ C ₆ H ₃ O) ₃ P]AuCl/AgSbF ₆	THF	1.4/1
15	[(2,4-(<i>t</i> -Bu) ₂ C ₆ H ₃ O) ₃ P]AuCl/AgSbF ₆	toluene	1/1.8
16	[(2,4-(<i>t</i> -Bu) ₂ C ₆ H ₃ O) ₃ P]AuCl/AgSbF ₆	toluene ^g	1/2.3
17	[(2,4-(<i>t</i> -Bu) ₂ C ₆ H ₃ O) ₃ P]AuCl/AgSbF ₆	toluene ^h	1/4 ⁱ

^aReactions carried out until complete consumption of the starting material **1a**, as judged by GC-MS and/or TLC analysis, unless otherwise stated.

^bDetermined by ¹H NMR analysis of the crude reaction mixture. ^cSPhos = 2-dicyclohexylphosphino-2',6'-dimethoxybiphenyl. ^d66% of conversion after 24 h. ^eIMe = 1,3,4,5-tetramethylimidazol-2-ylidene. ^fIPr = 1,3-bis(2,6-di-isopropylphenyl)imidazol-2-ylidene. ^gConducted at 0 °C. A similar result was obtained by using AgOTf as a silver salt. ^hCarried out at -20 °C. ⁱ50% conversion after 24 h.

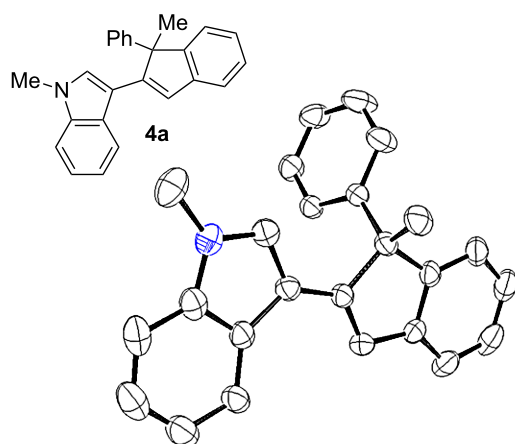


Figure 1: ORTEP diagram for **4a**. Ellipsoids are shown at 30% level (hydrogen atoms are omitted for clarity).

carbene ligands [30] also produced **3a** as the major compound of the corresponding mixtures (Table 1, entries 5 and 6). It was decided to increase the π -acceptor character of the ligand [31], and, in this case, the employment of a triphenylphosphite-gold(I) complex led to a slight increase in the ratio of **4a** (Table 1, entry 7). Finally, the use of the bulky phosphite ligand tris(2,4-di-*t*-butylphenyl)phosphite, gave rise to a 1.5/1 ratio of **3a/4a** (Table 1, entry 8) [32].

Once tris(2,4-di-*t*-butylphenyl)phosphite was selected as the best ligand to favor the desired tandem process, the influence of the metal counter ion was then studied. Thus, several silver salts were employed for the generation of the cationic catalytic active gold(I) complex, and it was concluded that the effect on the selectivity is almost negligible (Table 1, entries 9–12). Nevertheless, it should be noted that no reaction occurred when AgOBz was employed whilst the reactions with AgBF₄,

AgNTf₂ and AgOTf were relatively slow. Therefore, AgOTf and AgSbF₆ were selected as silver salts, due to their availability and higher reactivity, and subsequently the effect of the solvent was studied. Etheral solvents, such as DME and THF, led to similar results as CH₂Cl₂ (Table 1, entries 13 and 14), whereas acetonitrile proved to be unsuitable for the reaction. Gratifyingly, it was found that the use of toluene as the solvent reverses the selectivity of the reaction, and, with this solvent, the Nazarov product **4a** became the major isomer in the mixture (Table 1, entry 15). Finally, the effect of the temperature in toluene was investigated: It was found that carrying out the reaction at 0 °C afforded a 2.3/1 ratio of isomers in favor of **4a** (Table 1, entry 16). If the temperature is lowered to –20 °C the ratio in favor of **4a** was even higher, although only a 50% conversion was observed after 24 h (Table 1, entry 17). Under the optimized and synthetically useful reaction conditions, i.e., toluene at 0 °C, with [(2,4-(*t*-Bu)₂C₆H₃O)₃P]AuCl/AgOTf as the catalytic system, **4a** was obtained in 60% isolated yield.

At this point it was unclear whether the observed change of selectivity in favor of the Nazarov product **4a** was mainly a solvent effect, or if the nature of the ligand also exerted an

influence on the selectivity. To clear up this point the initial catalyst [(Ph₃P)AuCl/AgOTf] was revisited, and **1a** was treated with this catalytic system in toluene. Since the reaction was very slow at 0 °C, the temperature was increased to rt. Under these conditions the observed **3a/4a** ratio was 1/1.5. By comparing this result with that in entry 1 of Table 1 led to the conclusion that the change of solvent is the main factor responsible for the selectivity switch in favor of the Nazarov product. Nevertheless, the beneficial effect of the bulky phosphite ligand is also significant factor with regards to both reactivity and selectivity.

To examine further the scope of this switch of selectivity in favor of the Nazarov pathway in tandem gold-catalyzed reactions of 3-propargylindoles initiated by 1,2-indole migrations, a selection of substrates **1a–i**, bearing a methyl group at one of the propargylic positions and different (hetero)aromatic groups at both the other propargylic and terminal positions, were reacted under the established conditions (Table 2). From the results obtained, the selectivity in favor of the Nazarov products **4** seems to be general for the selected indoles **1a–h** (Table 2, entries 1–8). N-unsubstituted indole **1b** also showed a

Table 2: Synthesis of 3-(inden-2-yl)indoles **4** by gold-catalyzed tandem 1,2-indole migration/Nazarov-type cyclization of 3-propargylindoles **1**.

Entry	Substrate	Ratio Nazarov (4)/ iso-Nazarov (3) ^a	Product	Yield (%) ^b
1		2.3/1		60
2		1.8/1		41

Table 2: Synthesis of 3-(inden-2-yl)indoles **4** by gold-catalyzed tandem 1,2-indole migration/Nazarov-type cyclization of 3-propargylindoles **1**. (continued)

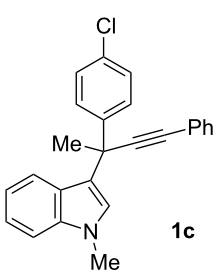
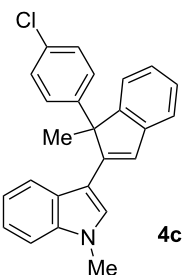
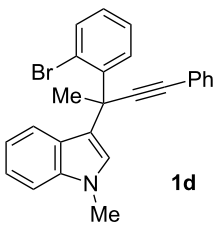
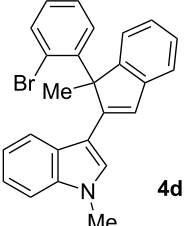
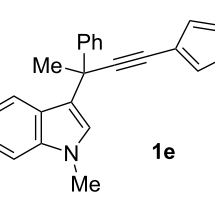
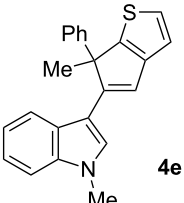
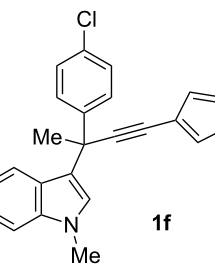
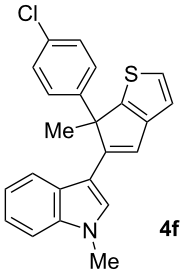
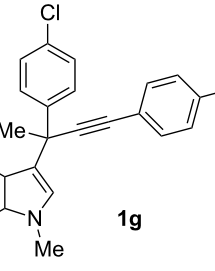
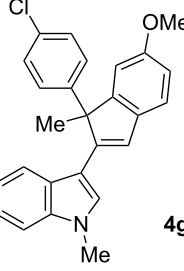
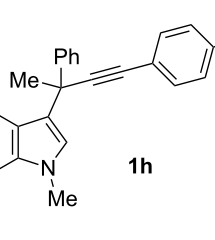
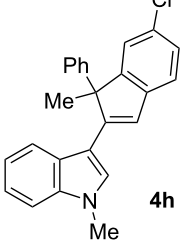
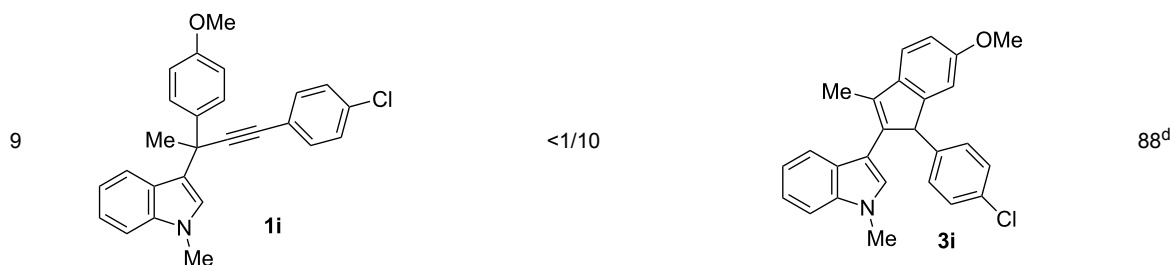
3	 <p>1c</p>	3/1	 <p>4c</p>	67
4	 <p>1d</p>	>10/1	 <p>4d</p>	86
5	 <p>1e</p>	3/1	 <p>4e</p>	62
6	 <p>1f</p>	4/1	 <p>4f</p>	71
7	 <p>1g</p>	3/1	 <p>4g</p>	60
8	 <p>1h</p>	1.2/1	 <p>4h</p>	47 ^c

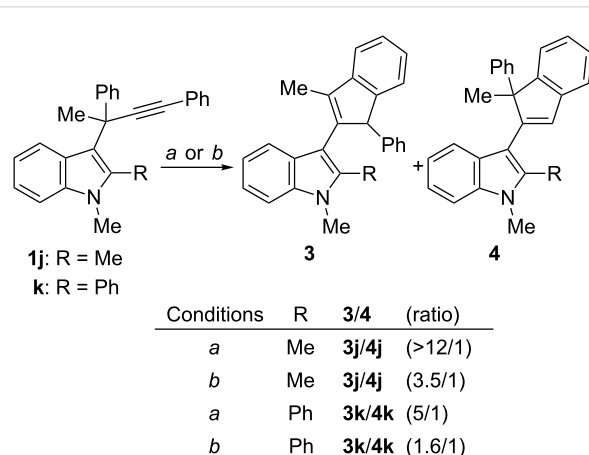
Table 2: Synthesis of 3-(inden-2-yl)indoles **4** by gold-catalyzed tandem 1,2-indole migration/Nazarov-type cyclization of 3-propargylindoles **1**. (continued)

^aDetermined by ¹H NMR analysis of the crude reaction mixture. ^bIsolated yield of compounds **4** after column chromatography, unless otherwise stated. ^cDetermined by NMR from the mixture of **3h** and **4h**. ^dCombined yield for **3i** and **3'i**, in which the double bond has isomerized. Both compounds have been isolated and characterized. See Supporting Information File 1 (Experimental and analytical data) and Supporting Information File 2 (NMR spectra).

preference for the corresponding Nazarov product **4b**, although in this case the selectivity was slightly lower compared to **1a** (Table 2, entry 2), and the reaction gave a poorer overall yield. When an electron-withdrawing substituent was present on the aryl group at the propargylic position, selectivity in favor of Nazarov products **4** appeared to be slightly increased (Table 2, entry 3) [33]. Substrate **1d**, with a bulky electron-withdrawing substituent at one of the *ortho* positions of the aromatic propargylic group, afforded almost exclusively the Nazarov product **4d** in high yield (Table 2, entry 4). Similarly, the presence of a π -electron rich heteroaromatic group or an electron-rich aromatic group at the terminal position of the triple bond also favors the Nazarov pathway (Table 2, entries 5–7). On the other hand, the use of 3-propargylindole **1h** as starting material, bearing an electron-withdrawing substituent on the aromatic ring at the terminal position, led to a slight decrease in the selectivity (Table 2, entry 8). Moreover, the introduction of an electron-donating group on the aromatic ring at the propargylic position gave rise to the almost exclusive formation of the iso-Nazarov product **3i** (Table 2, entry 9). A comparison of these selectivities with that obtained for the parent indole **1a**, leads to the conclusion that the electronic nature of the aryl groups at both the propargylic and terminal positions also has a significant influence on the preferred cyclization pathway. The Nazarov products **4** seem to be more favored when electron-withdrawing groups are present at the propargylic position and electron-donating substituents are present at the terminal position. Under these optimized conditions, new and interesting 3-(inden-2-yl)indoles **4a–h** were isolated in good yields.

By contrast, it was previously observed that substitution at C-2 of the starting 3-propargylindole led almost exclusively to the formation of iso-Nazarov products **3** [13,14]. For instance, indoles **1j** and **1k**, bearing a methyl and a phenyl group at C-2,

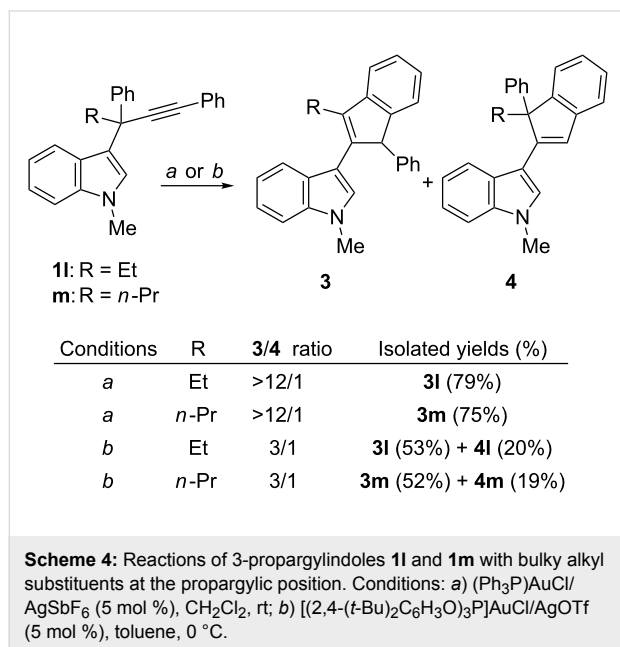
respectively, provided the corresponding indole derivatives **3j** and **3k** with high selectivity when the reaction was conducted in CH₂Cl₂ with (Ph₃P)AuCl/AgSbF₆ as catalyst (Scheme 3). Interestingly, under the new conditions developed herein, i.e., treatment with a cationic phosphite–gold complex in toluene, the reaction of **1j** afforded a ca. 3.5/1 mixture of **3j/4j**, whereas **1k** gave rise to a ca. 1.6/1 mixture of **3k/4k** (Scheme 3). These results again show that the change of selectivity in the competitive iso-Nazarov/Nazarov pathways could be induced by a change of ligand and solvent, although complete reversal of selectivity was not achieved for these substrates.



Scheme 3: Comparison of the reactivity of C-2 substituted indoles **1j** and **1k**. Conditions: a) (Ph₃P)AuCl/AgSbF₆ (5 mol %), CH₂Cl₂, rt; b) [(2,4-(*t*-Bu)₂C₆H₃O)₃P]AuCl/AgOTf (5 mol %), toluene, 0 °C.

It has also been observed that reactions of 3-propargylindoles bearing alkyl substituents bulkier than methyl at the propargylic position, such as **1l** and **1m**, almost exclusively produced the corresponding iso-Nazarov products **3l** and **3m**

with $(\text{Ph}_3\text{P})\text{AuCl}/\text{AgSbF}_6$ as catalyst in CH_2Cl_2 (Scheme 4) [13,14]. Again, the use of the phosphite–gold complex as catalyst and toluene as solvent slightly favored the Nazarov pathway: Approximately 3/1 ratios of the corresponding indole derivatives **3l**, **m/4l**, **m** were obtained (Scheme 4) [32]. In addition, we were able to isolate the new Nazarov compounds **4l** and **4m**, albeit in low yields (Scheme 4). Finally, when the more sterically demanding isopropyl group was present at the propargylic position, the corresponding iso-Nazarov product was produced exclusively irrespective of the conditions employed. Although these results show that the change of the methyl group at the propargylic position of the starting indole **1** to a bulkier alkyl group strongly favors the iso-Nazarov pathway, they also show that our new reported conditions make the Nazarov pathway more accessible.



Conclusion

We have studied the effect of the ligands and counter ion of the catalyst, as well as the electronic nature of the aryl substituents and the reaction conditions (solvent, temperature), in the gold(I)-catalyzed tandem reactions of 3-propargylindoles initiated by 1,2-indole migrations. We have been able to switch the preference of 3-propargylindoles, bearing (hetero)aromatic substituents at both propargylic and terminal positions of the alkyne moiety, from undergoing an auro-iso-Nazarov cyclization in favor of an auro-Nazarov cyclization. The two competitive pathways are influenced mainly by the electronic and steric properties of the aryl substituent at the propargylic position, as well as the ligand of the catalyst and the solvent used. In this way, new and interesting 3-(inden-2-yl)indoles were obtained in good yields.

Supporting Information

Experimental procedures and spectroscopic data for all new compounds. Copies of ^1H NMR and ^{13}C NMR spectra for new compounds.

Supporting Information File 1

Experimental and analytical data.

[<http://www.beilstein-journals.org/bjoc/content/supplementary/1860-5397-7-89-S1.pdf>]

Supporting Information File 2

NMR spectra.

[<http://www.beilstein-journals.org/bjoc/content/supplementary/1860-5397-7-89-S2.pdf>]

Acknowledgements

We acknowledge MICINN (CTQ2010-15358 and CTQ2009-09949) and Junta de Castilla y León (BU021A09 and GR-172) for financial support. We are also grateful to MEC (FPU predoctoral fellowship to D.M., “Ramón y Cajal” contract to M. A. F. R. and “Juan de la Cierva” contract to P. G. G.). Many thanks are due to Prof. Dr. A. R. de Lera (Universidade de Vigo) for his helpful comments.

References

- Jiménez-Núñez, E.; Echavarren, A. M. *Chem. Rev.* **2008**, *108*, 3326–3350. doi:10.1021/cr0684319
- Michelet, V.; Toullec, P. Y.; Genêt, J.-P. *Angew. Chem., Int. Ed.* **2008**, *47*, 4268–4315. doi:10.1002/anie.200701589
- Fürstner, A. *Chem. Soc. Rev.* **2009**, *38*, 3208–3221. doi:10.1039/b816696j
- Shapiro, N. D.; Toste, F. D. *Synlett* **2010**, 675–691. doi:10.1055/s-0029-1219369
- Wang, S.; Zhang, G.; Zhang, L. *Synlett* **2010**, 692–706. doi:10.1055/s-0029-1219527
- Das, A.; Sohel, S. M. A.; Liu, R.-S. *Org. Biomol. Chem.* **2010**, *8*, 960–979. doi:10.1039/b923510h
- Bandini, M. *Chem. Soc. Rev.* **2011**, *40*, 1358–1367. doi:10.1039/c0cs00041h
- Marion, N.; Nolan, S. P. *Angew. Chem., Int. Ed.* **2007**, *46*, 2750–2752. doi:10.1002/anie.200604773
- Li, G.; Zhang, G.; Zhang, L. *J. Am. Chem. Soc.* **2008**, *130*, 3740–3741. doi:10.1021/ja800001h
- Watson, I. D. G.; Ritter, S.; Toste, F. D. *J. Am. Chem. Soc.* **2009**, *131*, 2056–2057. doi:10.1021/ja8085005
- Uemura, M.; Watson, I. D. G.; Katsukawa, M.; Toste, F. D. *J. Am. Chem. Soc.* **2009**, *131*, 3464–3465. doi:10.1021/ja900155x
- Peng, L.; Zhang, X.; Zhang, S.; Wang, J. *J. Org. Chem.* **2007**, *72*, 1192–1197. doi:10.1021/jo0618674
- Sanz, R.; Miguel, D.; Rodríguez, F. *Angew. Chem., Int. Ed.* **2008**, *47*, 7354–7357. doi:10.1002/anie.200802660

14. Sanz, R.; Miguel, D.; Gohain, M.; García-García, P.; Fernández-Rodríguez, M. A.; González-Pérez, A.; Nieto-Faza, O.; de Lera, A. R.; Rodríguez, F. *Chem.–Eur. J.* **2010**, *16*, 9818–9828. doi:10.1002/chem.201001162
15. Lakhdar, S.; Westermaier, M.; Terrier, F.; Goumont, R.; Boubaker, T.; Ofial, A. R.; Mayr, H. *J. Org. Chem.* **2006**, *71*, 9088–9095. doi:10.1021/jo0614339
16. Ferrer, C.; Amijs, C. H. M.; Echavarren, A. M. *Chem.–Eur. J.* **2007**, *13*, 1358–1373. doi:10.1002/chem.200601324
17. Liu, C.; Widenhoefer, R. A. *Org. Lett.* **2007**, *9*, 1935–1938. doi:10.1021/ol070483c
18. Sanz, R.; Miguel, D.; Álvarez-Gutiérrez, J. M.; Rodríguez, F. *Synlett* **2008**, 975–978. doi:10.1055/s-2008-1072584
19. Sanz, R.; Miguel, D.; Martínez, A.; Gohain, M.; García-García, P.; Fernández-Rodríguez, M. A.; Álvarez, E.; Rodríguez, F. *Eur. J. Org. Chem.* **2010**, 7027–7039. doi:10.1002/ejoc.201001055
20. Considering an initial gold coordination to the alkyne *syn* to the indole heterocycle, the calculated energy barriers for the cyclizations favored the Nazarov cyclization (10.88 kcal/mol vs. 13.09 kcal/mol for the iso-Nazarov cyclization).
21. Gorin, D. J.; Sherry, B. D.; Toste, F. D. *Chem. Rev.* **2008**, *108*, 3351–3378. doi:10.1021/cr068430g
22. Baskar, B.; Bae, H. J.; An, S. E.; Cheong, J. Y.; Rhee, Y. H.; Duschek, A.; Kirsch, S. F. *Org. Lett.* **2008**, *10*, 2605–2607. doi:10.1021/ol8008733
23. Davies, P. W.; Martin, N. *Org. Lett.* **2009**, *11*, 2293–2296. doi:10.1021/ol900609f
24. Dudnik, A. S.; Xia, Y.; Li, Y.; Gevorgyan, V. *J. Am. Chem. Soc.* **2010**, *132*, 7645–7655. doi:10.1021/ja910290c
25. Seo, H.; Roberts, B. P.; Abboud, K. A.; Merz, K. M., Jr.; Hong, S. *Org. Lett.* **2010**, *12*, 4860–4863. doi:10.1021/ol102018z
26. Klahn, P.; Kirsch, S. F. *ChemCatChem* **2011**, *3*, 649–652. doi:10.1002/cctc.201000366
27. Alcarazo, M.; Stork, T.; Anoop, A.; Thiel, W.; Fürstner, A. *Angew. Chem., Int. Ed.* **2010**, *49*, 2542–2546. doi:10.1002/anie.200907194
28. CCDC-818023 contains the supplementary crystallographic data for compound **4a**. These data can be obtained free of charge from The Cambridge Crystallographic Data Centre via http://www.ccdc.cam.ac.uk/data_request/cif.
29. In our first communication [13] the structure of the minor isomer obtained from an analogous 3-propargylindole bearing an ethyl group at the propargylic position was erroneously assigned to a 3-(inden-1-yl)indole derivative arising from a competitive hydroarylation of the triple bond by the propargylic phenyl group.
30. Nolan, S. P. *Acc. Chem. Res.* **2011**, *44*, 91–100. doi:10.1021/ar1000764
31. Mauleón, P.; Zeldin, R. M.; González, A. Z.; Toste, F. D. *J. Am. Chem. Soc.* **2009**, *131*, 6348–6349. doi:10.1021/ja901649s
32. When [(2,4-(*t*-Bu)₂C₆H₃O)₃P]AuCl was used as catalyst the iso-Nazarov products were obtained as a mixture of **3** and **3'**, in which the double bond is isomerized. So, the ratio of isomers **3/4** reflects the ratio of both the iso-Nazarov compounds **3** and **3'** against the Nazarov product **4**.
33. We have also checked that **1b** affords a ca. 2.2/1 mixture of **3b/4b** when (Ph₃P)AuCl/AgSbF₆ was used as catalytic system in CH₂Cl₂, also proving the effect of the electron-withdrawing substituent on the phenyl group at the propargylic position.

License and Terms

This is an Open Access article under the terms of the Creative Commons Attribution License (<http://creativecommons.org/licenses/by/2.0>), which permits unrestricted use, distribution, and reproduction in any medium, provided the original work is properly cited.

The license is subject to the *Beilstein Journal of Organic Chemistry* terms and conditions:

(<http://www.beilstein-journals.org/bjoc>)

The definitive version of this article is the electronic one which can be found at:

doi:10.3762/bjoc.7.89