



Cite this: DOI: 10.1039/d4sc03892d

All publication charges for this article have been paid for by the Royal Society of Chemistry

Combining two relatively weak bases (Zn(TMP)₂ and KOtBu) for the regioselective metalation of non-activated arenes and heteroarenes†

Neil R. Judge  and Eva Hevia *

Co-operation between two relatively weak Brønsted bases, Zn(TMP)₂ and KOtBu, produces a bimetallic base strong enough to regioselectively zincate non-activated arenes such as naphthalene, biphenylene and anthracene under mild conditions. This co-operativity is also effective with a range of more sensitive five-membered ring heterocyclic substrates including benzoxazole and caffeine. Metalation products have been intercepted with iodine, affording the relevant iodo-(hetero)arenes in good to excellent yields with finely tuned regioselective control. Combining NMR spectroscopic and X-ray crystallographic studies has uncovered that depending on the solvent, a complicated ligand distribution process of mixed aryl/alkoxy higher order zincate intermediates, (THF)_nK₂Zn(Ar)₂(OtBu)₂, that can liberate lower order zincates of the form [(THF)₂KZn(Ar)(OtBu)₂]₂ and eliminate potassium aryl species. While this ligand redistribution process seems to operate for non-substituted (hetero)arene metalation products, for non-activated alkylarenes such as mesitylene or *m*-xylene the higher-order zincates resulting from their lateral metalation are stable in solution and the solid state, which is attributed to the greater π -stabilisation that these systems can provide to the K cations. Adding another layer of complexity to this heterobimetallic system, over time the Zn(TMP)₂/2KOtBu combination reacts with the THF solvent of these reactions, to afford an unusual decomposition product which contains an *s-trans*-1,3-butadienyl (C₄H₅⁻) fragment coordinated to Zn within a potassium zincate structure. The formation of the latter is attributed to the initial synergistic α -zincation of THF, followed by subsequent ring opening and oxygen extrusion.

Received 13th June 2024
Accepted 8th August 2024

DOI: 10.1039/d4sc03892d

rsc.li/chemical-science

Introduction

Directed-*ortho* metalation (DoM) constitutes one of the most powerful and widely used synthetic methodologies for the regioselective functionalisation of aromatic rings.^{1,2} The regioselectivity and efficiency of such deprotonations is favoured by the presence of directing functional groups *ortho*-located to the C–H bond that experiences metallation.^{3,4} A dual activating effect has been noted. Thus, electron withdrawing directing groups (DGs) enhance the acidity of their vicinal *ortho*-H's but, in addition, the DG provides a coordination site for the metalating reagent which directs the *ortho*-regioselectivity of the process.^{5–7} Contrastingly, the regioselective metalation of non-activated arenes lacking a directing group is significantly more challenging,² frequently requiring use of harsh reaction conditions and strong bases which often lead to low

conversions and poor regioselectivities. This can be nicely illustrated for naphthalene, which possesses two equally non-activated sites for metallation with similar acidities in terms of p*K*_a (43.4 and 43.8 for C1 and C2 sites respectively).⁸ Employing *n*BuLi, Gilman has reported low conversions (up to 20%) of a mixture of C1- and C2-lithiated isomers in a 2.5 : 1 ratio respectively.³ The difficulties in controlling the selectivity in this reaction was emphasised further by Schlosser, who using bimetallic superbases *n*BuLi · KOtBu reported a complex mixture of twelve different isomers of mono- and di-metallation in an overall moderate yield (53%) [Fig. 1a(i) and (ii)].⁹ Mulvey achieved far better regioselective control using sodium zincate [NaZn(TMP)*t*Bu₂] as a bimetallic base, that induced C2 zincation of naphthalene under mild reaction conditions in good yields [Fig. 1a(iii)].¹⁰ With O'Hara, Mulvey has also reported selective 1,4-dimagnesiumation of naphthalene using [Na₂Mg(TMP)₃*n*Bu] through a template deprotonation approach.^{2,11,12} These processes are described as sodium-mediated-metallations, with sodium proposed to play a prominent role in coordinating naphthalene *via* π -electrostatic interactions, favouring the low polarity metallation effected by Zn or Mg. Recent studies from our group have also shown the potential of NaTMP as a monometallic base in combination

Departement für Chemie, Biochemie und Pharmacie, Universität Bern, 3012 Bern, Switzerland. E-mail: eva.hevia@unibe.ch

† Electronic supplementary information (ESI) available: Full synthetic details, crystallographic information, and NMR spectra. CCDC 2358265–2358269. For ESI and crystallographic data in CIF or other electronic format see DOI: <https://doi.org/10.1039/d4sc03892d>



A significant alkali metal effect is then observed using the lighter alkali metal *tert*-butoxide congeners, LiOtBu (entry 3) or NaOtBu (entry 4) which completely shuts down the reactivity of the bimetallic mixture towards **1**, since no zincation occurs. This is particularly surprising for Na since previous work by Mulvey discovered that sodium zincates and magnesium bimetallics can promote the metalation of naphthalene (*vide supra*). Here, the softer and larger K centres can be envisaged as built-in Lewis acidic centres which can π -engage with the naphthalene ring activating the substrate towards C–H zincation. In this regard, Pardue *et al.* probed the benzylic deprotonation of toluene by alkali metal amides *via* DFT calculations concluding that the aforementioned cation– π interactions facilitate the C–H bond scission finding that the heaviest alkali metal Cs amide offers the lowest energy barrier for this transformation.¹⁸ The importance of these K– π interactions for successful zincation of naphthalene is discernible from entry 5 in Table 1 where the same reaction is carried out in the presence of two equivalents of 18-crown-6, which in forming a solvent-separated ion pair sequesters and coordinatively saturates the K cations, presumably precluding precoordination of the arene substrate. Monometallic potassium amide KTMP also failed to promote the metalation of naphthalene in THF at room temperature (entry 6) highlighting the importance of a bimetallic system for this transformation. It should also be noted that under these conditions, other bimetallic bases which have previously shown considerable promise for arene, or benzylic metalation also fail to metalate naphthalene to any appreciable extent. This includes the LiNK reagent,¹⁹ Mongin's tandem LiTMP/Zn(TMP)₂ combination²⁰ (see ESI†) and Knochel's powerful Turbo Hauser zinc reagent Zn(TMP)₂·2MgCl₂·2LiCl²¹ (entry 7).

To assess the scope of the optimised conditions [Zn(TMP)₂/2KOtBu in THF] we introduced other non-activated arenes to the study (Fig. 2). Iodobenzene **2b** was produced quantitatively after stirring a solution of Zn(TMP)₂/2KOtBu in neat benzene for 24 h at room temperature prior to an iodine quench. Demonstrating the strong metalating power of this K/Zn heterobimetallic combination, the high yielding zincation of benzene under mild conditions contrasts with recent studies using Pd-catalysis to promote C–H zincation of benzene which requires 5 days at 100 °C under static vacuum.²² Moving to larger π -extended systems, reports of selective deprotonative metalation and functionalisation of anthracene are extremely scarce,¹³ though here, a 42% yield of 2-iodoanthracene **2c** could be obtained *via* the zincation of two equivalents of anthracene at room temperature after just 2 hours. Unfortunately, extension to other π -extended systems, such as pyrene and phenanthrene, proved less successful forming deep coloured NMR silent²³ solutions indicative of competitive single electron transfer (SET) processes.²⁴ Indeed, this competing SET process seems to be apparent for the zincation of anthracene which explains the moderate yield of **2c** (see ESI for details†). Next, when two equivalents of biphenylene were reacted with Zn(TMP)₂/2KOtBu in THF at room temperature, a quantitative C1 zincation is achieved after 24 h (confirmed by ¹H NMR monitoring) forming 1-iodobiphenylene **2d** in a 71% isolated yield after an iodine

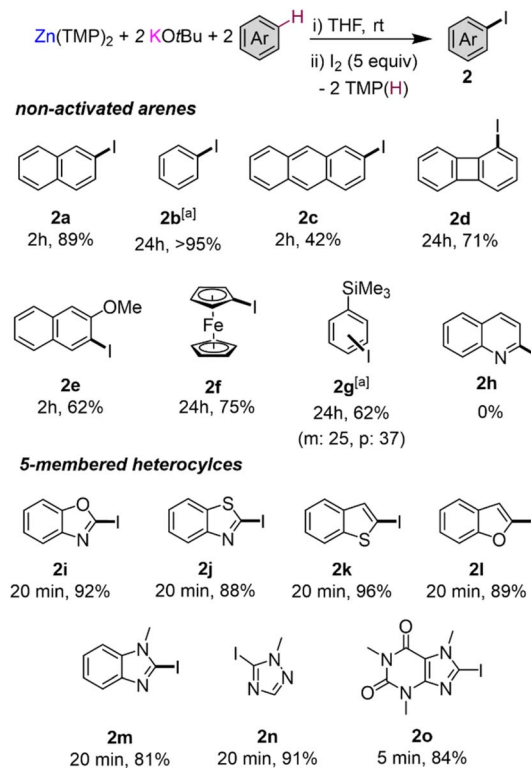


Fig. 2 Scope of the C–H zincation and subsequent iodination using a 2 : 1 mixture of KOtBu/Zn(TMP)₂ forming iodoarenes **2a–2o**. Substrate (2 equiv.), KOtBu (2 equiv.) and Zn(TMP)₂ (1 equiv.) in THF followed by I₂ quench (5 equiv.). Isolated yields. ^aSubstrate used as a solvent and yields of **2b** and **2g** determined using hexamethylbenzene as an internal standard.

quench and purification. Previous reports of the direct metalation of biphenylene are scarce, though Johnson noted C1-lithiation of biphenylene using a 4 fold excess of *t*BuLi under cryogenic conditions (–78 °C) but over the course of 3 days.²⁵ O'Hara has successfully used the aforementioned [Na₂Mg(TMP)₃*n*Bu] template base for 1,4-dimagnesiumation of biphenylene.¹² Our K/Zn bimetallic base combination also reacts smoothly with two equivalents of 2-methoxynaphthalene affording a 62% yield of 3-iodo-2-methoxynaphthalene **2e**, post electrophilic interception. This regioselectivity mirrors that previously observed using the *n*BuLi·KOtBu superbase where an exclusive C3 metallation is also observed, although low temperatures (–78 °C) need to be employed.²⁶ 1-Iodoferrocene **2f** can be isolated in a 75% yield after selective monozincation of ferrocene with Zn(TMP)₂/2KOtBu for 24 h followed by iodination. Note that while alkali-metal zincates have been previously used for ferrocene zincation,^{27–30} they tend to promote polymetalation reactions, even when working under stoichiometric conditions, making the isolation of mono-metalated species particularly challenging. Interestingly, the zincate bases used in these studies are made by pairing dialkylzinc reagents with strong Group 1 metal amide TMP-bases, whereas for **2f**, the bimetallic reagent comprises two weakly basic components KOtBu and Zn(TMP)₂ that separately are completely inert towards ferrocene metalation, demonstrating



the cooperative origin of this reactivity. Zincation of trimethyl(phenyl)silane could be achieved in a 65% yield after iodination, affording **2g** as a 1 : 1.5 mixture of the products of *meta*- and *para*-iodination, however the arene was used as the reaction solvent in this case. This regioselectivity seems to be directed by the steric demands of the SiMe₃ group which precludes *ortho*-zincation.^{9,31} Similar regioselectivities have been previously reported by Schlosser for deprotonation of triisopropyl(phenyl)silane using a combination of *n*BuLi · KO*t*Bu (1 equiv. base) for 24 h at room temperature giving rise to a 58% yield of *m/p* isomers in a 28 : 72 ratio.⁹

Attempts to extend our approach to pyridines and diazines were unsuccessful as extensive decomposition was seen at room temperature, as shown in Fig. 2 for quinoline **2h**. Contrastingly, effective alpha-zincation of a range of more activated five-membered heterocyclic molecules such as benzoxazole, benzothiazole, benzothiophene, benzofuran, *N*-methyl imidazole, 1-methyl-1,2,4-triazole and caffeine was successfully achieved affording the relevant alpha-C-iodination products **2i–2o** in excellent yields ranging from 81 to 96%. Reactions could be carried out at room temperature in short periods of time (5–20 min), without observing side reactions or decomposition of the relevant metalated intermediates. This method complements that reported by Daugulis for halogenation of electron-rich five-membered ring heterocycles, using Li*Ot*Bu or K₃PO₄ as base, which requires a large excess of base (2–4 equivalents) and elevated temperatures (50–130 °C) for extended periods of time (10–13 h) using DMF as solvent.³² In addition, the zincated intermediates from these reactions can also engage in Pd catalysed cross-coupling reactions as shown for benzothiophene which can be metalated *in situ* and cross-coupled with 4-iodoanisole in the presence of 5 mol% of [Pd(OAc)₂]₃ to furnish 2-(4-methoxyphenyl)benzothiophene in almost quantitative yield (see ESI for details†).

To gain a better understanding on how these zincation reactions take place, we turned to trapping and characterising metalated intermediates that could be key in these transformations. Our previous studies assessing the potential of this basic combination for the zincation of fluoroarenes have shown that the zincated intermediates are stabilised by the formation of K···F contacts that also seem to have a strong directing effect, controlling the regioselectivity of the Zn–H exchange process (Fig. 1b).¹⁶ Taking benzene as a model substrate, ¹H-NMR monitoring studies are consistent with the formation of higher order potassium zincate [K₂Zn(Ph)₂(*Ot*Bu)₂] (**1a**) (Fig. 3a), while its ¹³C{¹H} NMR spectrum in d₈-THF exhibits an informative signal at 171.3 ppm for its Zn–C(Ph) fragment. ¹H DOSY NMR studies additionally showed that the Ph and *Ot*Bu groups in **1b** belong to the same molecular entity (Fig. S36 in ESI†). Endeavours to isolate **1b** as a crystalline solid from hexane/THF solvent mixtures led to the repeated crystallisation of lower order potassium zincate [(THF)₂KZn(Ph)(*Ot*Bu)₂]₂ (**3b**) (Fig. 3a and 4a) in a 23% crystalline yield.

Exhibiting a centrosymmetric dimeric structure, **3b** features a ladder motif comprising outer K–O rungs [K1–O1, 2.830(11) Å] and inner Zn–O rings [Zn1–O2, 2.062(2) Å]. Alternatively, **3b** can be envisaged as two {KOZnO} rings which combine *via* their Zn–

O edges to generate a tetrametallic ladder. Within this motif, one Ph group binds terminally to Zn, which occupies the position previously filled by a H atom, forming a sigma Zn–C bond [2.033(15) Å], whereas each K is disposed perpendicularly to the aromatic ring, π-engaging with two of its carbons [K1–C1 3.178(15) Å and K1–C6 3.194(19) Å] and completing its coordination sphere *via* two molecules of THF. This ladder motif is reminiscent to that reported by our group for mixed alkyl/alkoxy lithium magnesiates.^{14,15} NMR characterisation of **3b** in d₈-THF solutions display three informative signals at 7.89, 7.00 and 6.89 ppm for the *ortho*, *meta*, and *para*-H of the Ph ring in the ¹H NMR spectrum and a resonance for the Zn–C_{ipso} at 167.4 ppm in the ¹³C NMR spectrum. ¹H DOSY NMR studies also confirmed that both *Ot*Bu and Ph groups belong to the same molecular entity, although in this case the relative integration of these two groups is 2 : 1 whereas for **1b** the ratio is 1 : 1 (see ESI for details†).

Formation of **3b** can be rationalised as the product of a ligand redistribution process of **1b** with concomitant elimination of phenyl potassium (Fig. 3a). Previous studies on mixed alkyl (or aryl/alkoxide) alkali-metal magnesiates have already established the ability of these heterobimetallic systems to engage in complex equilibria between lower and higher order bimetallic species.¹⁵ The concomitantly formed KPh is presumed to decompose rapidly in THF and indeed Schlosser has previously documented the fragility of potassium aryl moieties in ethereal solvents such as THF.³³ Whilst only isolated in a 23% crystalline yield (of a possible maximum 50% yield), analysis of the filtrate of **3b** confirmed the presence of remnant [K₂Zn(Ph)₂(*Ot*Bu)₂] (**1b**). It should be noted that higher order zincate (**1b**) is perfectly stable in a solution of THF, and this redistribution process is only observed upon cooling a hexane/THF solution of this species to –30 °C for crystallisation. We attribute this to the low solubility of KPh under these conditions that drives the equilibrium shown in Fig. 3a towards formation of **3b**.

Attempts to isolate zincation intermediates from the reaction of Zn(TMP)₂/2KO*t*Bu in THF with naphthalene and benzoxazole by cooling THF/hexane solutions at –30 °C led to the isolation of [(THF)₂KZn(C2-naphthyl)(*Ot*Bu)₂]₂ (**3a**) and [(THF)₂KZn(C2-benzoxazolyl)(*Ot*Bu)₂]₂ (**3c**) in 29% and 24% crystalline yields respectively, demonstrating that the presence of this redistribution process is not exclusive to benzene (Fig. 3a and 4). It should be mentioned that when using fluoroarenes (Fig. 1b)¹⁶ formation of related [(THF)₂KZn(Ar^F)(*Ot*Bu)₂] species resulting from a similar redistribution process was never observed. It is important to stress that **3a** could not be accessed by direct zincation of naphthalene with zincate [(THF)_{*n*}KZn(TMP)(*Ot*Bu)₂] which was prepared *in situ* by combining [(THF)_{*n*}KZn(TMP)₂(*Ot*Bu)] with one equivalent of *t*BuOH (Fig. 3b). This lack of reactivity supports that formation of **3a** is a post-metalation event. These findings also emphasize the importance of the TMP : *Ot*Bu ratio present in the base in order to promote the zincation reactions.

Interestingly, ¹H-NMR monitoring of the zincation of benzoxazole revealed that in this case, formation of **3c** occurs almost instantaneously at room temperature in THF solution.



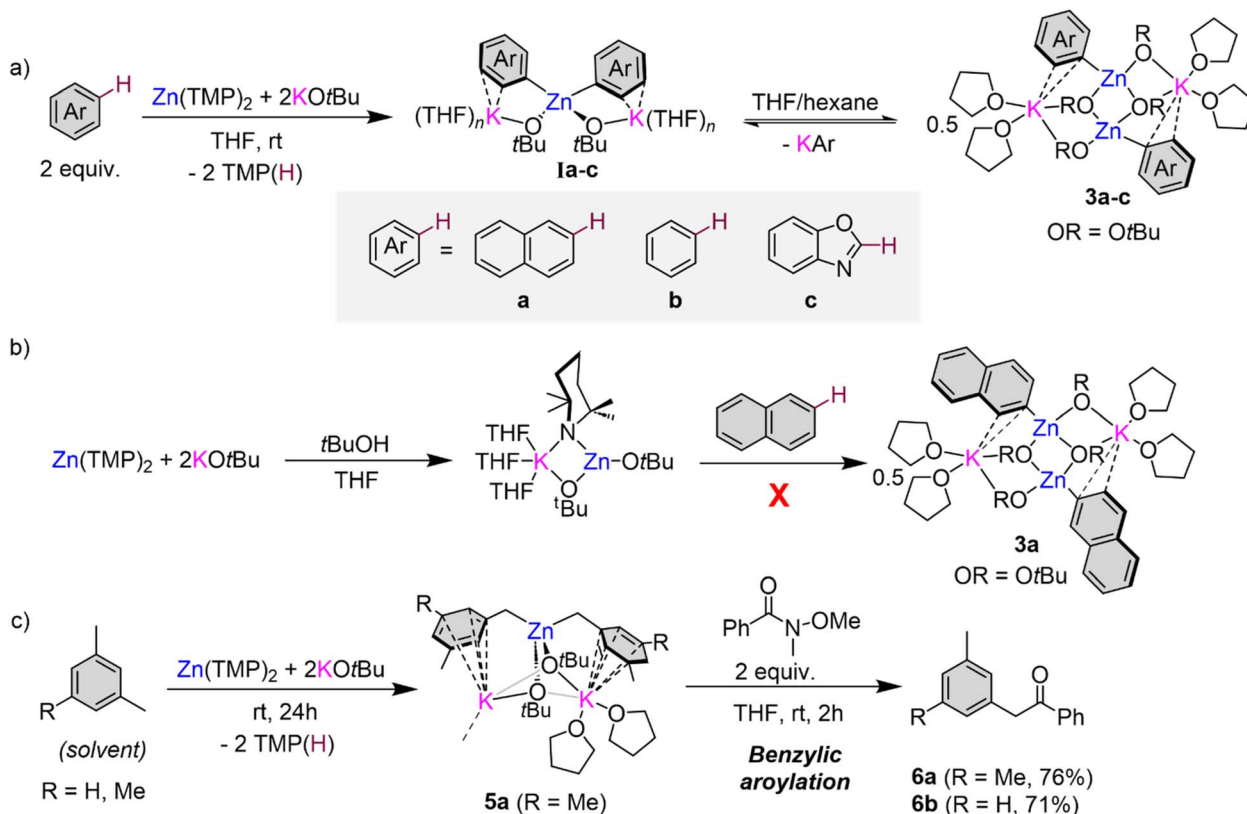


Fig. 3 (a) Formation of lower order potassium zincates **3a-c** via redistribution of higher order potassium zincates **1**; (b) *in situ* formation of $(\text{THF})_n\text{KZn}(\text{TMP})(\text{OtBu})_2$ and reaction with naphthalene; (c) benzylic zincation of mesitylene using a 2 : 1 mixture of $\text{KOtBu}/\text{Zn}(\text{TMP})_2$ forming $[(\text{THF})_2\text{K}_2\text{Zn}(\text{Ar})_2(\text{OtBu})_2]_\infty$ **5** (Ar = 3,5-dimethylbenzyl) followed by addition to a Weinreb amide affording acetophenones **6**.

However, now the concomitant $[\text{K}(\text{C}2\text{-benzoxazolyl})]$ species does not react with the solvent, instead it undergoes ring opening to form potassium phenoxide $[(\text{THF})_2\text{K}(1,2\text{-O-C}_6\text{H}_4\text{-NC})]_2$ (**4**) in d_8 -THF solutions (Fig. 5a and c). Formation of **4** aligns well with previous studies on the lithiation or magnesiation of oxazoles that have revealed poor stability of the s-block metalated intermediates and their tendency to undergo ring opening.³⁴⁻³⁷ Compound **4** could be prepared

independently by reacting $\text{KCH}_2\text{SiMe}_3$ with benzoxazole in THF (Fig. 5b) and its dimeric constitution in THF-solutions could be established with the aid of ^1H -DOSY NMR (see ESI for details, Fig. S41†). The ^{13}C NMR spectrum of **4** in d_8 -THF displays an informative signal at 117.4 ppm for the NC group, noticeably more upfield than that observed for the Zn-C of **3c** which resonates at 197.9 ppm. ^1H -NMR analysis of **4** could unambiguously confirm its presence, alongside potassium zincate **3c**, in

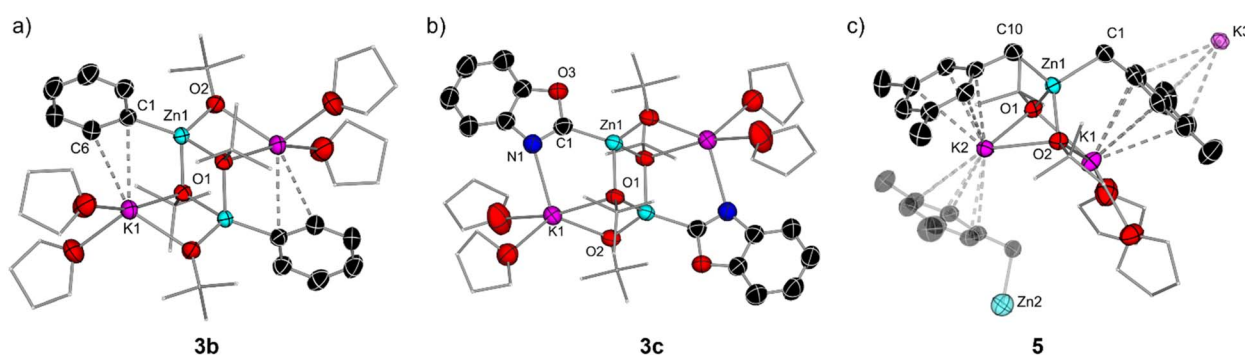


Fig. 4 (a) Molecular structure of $[(\text{THF})_2\text{KZn}(\text{Ph})(\text{OtBu})_2]_2$ (**3b**) with displacement ellipsoids at 50% probability, all H atoms omitted and with C atoms in the alkoxide substituent and THF molecules drawn as wire frames for clarity; (b) molecular structure of $[(\text{THF})_2\text{KZn}(\text{C}2\text{-benzoxazolyl})(\text{OtBu})_2]_2$ (**3c**) with displacement ellipsoids at 50% probability, all H atoms omitted and with C atoms in the alkoxide substituent and THF molecules drawn as wire frames for clarity; (c) molecular section of $[(\text{THF})_2\text{K}_2\text{Zn}(\text{CH}_2\text{-3,5-Me}_2\text{-C}_6\text{H}_3)_2(\text{OtBu})_2]_\infty$ (**5**) with displacement ellipsoids at 50% probability, all H atoms omitted and with C atoms in the alkoxide substituent and THF molecules drawn as wire frames for clarity.



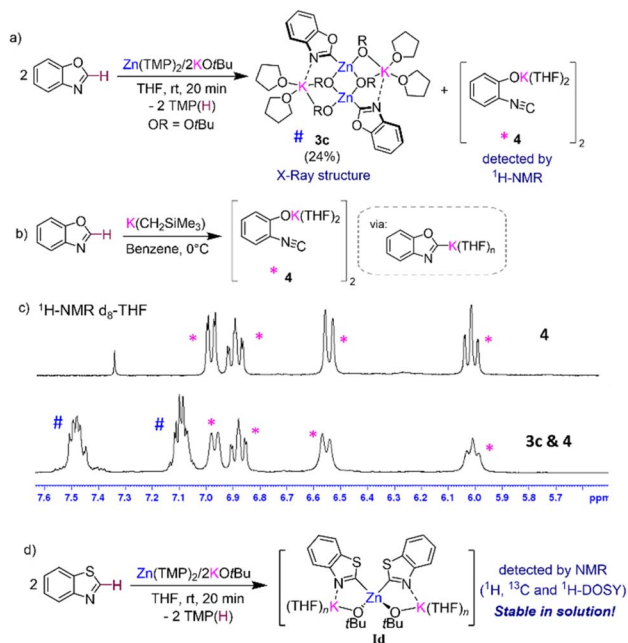


Fig. 5 (a) Formation of $[(\text{THF})_2\text{KZn}(\text{C}2\text{-benzoxazolyl})(\text{OtBu})_2]_2$ (**3c**) and $[\text{K}(1,2\text{-O-C}_6\text{H}_4\text{-NC})]$ (**4**) via reaction of $\text{Zn}(\text{TMP})_2/2\text{KOtBu}$ with two equivalents of 1,3-benzoxazole; (b) rationale synthesis of $[\text{K}(1,2\text{-O-C}_6\text{H}_4\text{-NC})]$ (**4**); (c) stacked $^1\text{H-NMR}$ of $[\text{K}(1,2\text{-O-C}_6\text{H}_4\text{-NC})]$ (**4**) (top) and a mixture of $[(\text{THF})_2\text{KZn}(\text{C}2\text{-benzoxazolyl})(\text{OtBu})_2]_2$ (**3c**) and $[\text{K}(1,2\text{-O-C}_6\text{H}_4\text{-NC})]$ (**4**) (bottom); (d) formation of higher order zincate $[(\text{THF})_n\text{K}_2\text{Zn}(\text{C}2\text{-benzothiazolyl})_2(\text{OtBu})_2]$ (**1d**) via reaction of $\text{Zn}(\text{TMP})_2/2\text{KOtBu}$ with two equivalents of 1,3-benzothiazole.

the *in situ* reaction mixture between $\text{Zn}(\text{TMP})_2/2\text{KOtBu}$ and two equivalents of 1,3-benzoxazole in $d_8\text{-THF}$ solution (Fig. 5c). Despite the formation of **4**, quenching with iodine gives almost quantitative formation of **2i** (Fig. 2). A control reaction of potassium enolate **4** with excess I_2 led to the quantitative formation of the ring closed product 2-iodobenzoxazole **2i**, which suggests a faster equilibration between ring opened enolate **4** and ring closed $[\text{K}(\text{C}2\text{-benzoxazolyl})]$ than the quenching of the opened isomer **4**. It is also possible that in the presence of this electrophile the equilibration between **3c**, **4** and **4** is faster than the trapping of **3c** and **4** with I_2 . Care must therefore be taken with the choice of electrophile for the reaction of $\text{Zn}(\text{TMP})_2/2\text{KOtBu}$ with benzoxazole as Jutzi has previously shown that lithiation of this heterocycle with *n*BuLi followed by a quench with trimethylsilylchloride (TMSCl) resulted in the formation of the ring opened product (2-isocyanophenoxy)trimethylsilane.³⁸ Interestingly, NMR monitoring (including $^1\text{H-DOSY}$ NMR) of reaction between two equivalents of the more robust heterocycle, 1,3-benzothiazole,³⁶ with our $\text{Zn}(\text{TMP})_2/2\text{KOtBu}$ combination led to the quantitative zincation of the arene and the formation of higher order potassium zincate $[(\text{THF})_n\text{K}_2\text{Zn}(\text{2-benzothiazolyl})_2(\text{OtBu})_2]$ (**1d**) as the sole metalation product with no redistribution of the metalated product observed in $d_8\text{-THF}$ solutions (see ESI for details†). Adding a further level of complexity, these findings suggest that the equilibria between the metalation product, higher-order zincate **1**, and the relevant lower order zincate **3**

and the KAr do not only depend on the solvent employed but also on the nature of the aromatic substrate used.

The molecular structures of **3a** and **3c** were established by X-ray crystallographic studies (Fig. S1† and 4c). In both cases the same dimeric motif as that described for **3b** is found, while for **3a** the K atoms π -engage in an η^2 fashion to two C atoms in the metalated arene ring in a similar manner to that observed for **3b** with closely comparable geometrical parameters. However, in **3c** the K atoms are stabilised by binding to the N atoms of the benzoxazolyl groups $[\text{K}1\text{-N}1, 2.801(3) \text{ \AA}]$ rather than forming π -contacts with the aromatic ring as shown for **3a** and **3b**. The Zn-C bond distance in **3c**, $\text{Zn}1\text{-C}1 [2.007(3) \text{ \AA}]$, compares well with that previously reported by Boche for $[(\text{C}2\text{-benzoxazolyl})\text{ZnCl}(\text{THF})_2]$ prepared by salt-metathesis of the relevant lithiated species with ZnCl_2 .³⁹ Collectively these findings highlight the convoluted solution chemistry of the organometallic intermediates involved in these reactions, which can be profoundly influenced by the solvent and temperature of the reaction, leading in some cases to the formation of decomposition products that can ultimately impact on the yield of the organic product after electrophilic interception.

While proposed intermediates of type **I** (Fig. 3a) could not be structurally defined in the solid state for any of the model substrates investigated, using mesitylene as a solvent led to the isolation of higher order potassium zincate $[(\text{THF})_2\text{K}_2\text{Zn}(\text{CH}_2\text{-3,5-Me}_2\text{-C}_6\text{H}_3)_2(\text{OtBu})_2]_\infty$ (**5**) in a 64% yield (Fig. 3c). X-ray crystallographic studies established its polymeric structure (Fig. 4c and S2†). The central Zn atom bonds to two benzylic carbon anions, $\text{Zn}1\text{-C}1 [2.104(2)] \text{ \AA}$ and $\text{Zn}1\text{-C}10 [2.102(2) \text{ \AA}]$, and to two *tert*-butoxide anions which bridge to the two potassium atoms present. The two potassium cations then connect by two alkoxide bridges. $\text{K}1$ satisfies its coordination sphere binding to two THF molecules and π -engaging in an η^5 fashion with the π cloud of one mesityl anion $[\text{K}\cdots\text{C}$ interactions ranging from $3.382(2)$ to $3.536(3) \text{ \AA}]$. $\text{K}2$ forms similar π interactions with the second mesityl group in the monomeric unit in an η^3 fashion $[\text{K}\cdots\text{C}$ interactions ranging from $3.135(19)$ to $3.343(2) \text{ \AA}]$ however, $\text{K}2$ also π -engages in an η^4 manner $[\text{K}\cdots\text{C}$ interactions ranging from $3.117(2)$ to $3.331(2) \text{ \AA}]$ with an additional mesityl group of a neighbouring unit propagating the two-dimensional polymeric structure (see Fig. S2 in ESI†). Note that there are no K contacts with the CH_2 group resulting from the zincation reaction. In this case the formation of the benzylic anion and its coordination preference to the bimetallic system allows to maximise the number of K-arene interactions, which could greatly contribute to the overall stability of this higher order zincate, precluding the ligand redistribution processes described above. Previous work by our group has also shown that when KOtBu is added to a solution of $\text{Zn}(\text{TMP})_2$ in toluene, benzylic zincation is observed at room temperature forming a stable intermediate with a structure similar to that of **5**.¹⁶ Potassium zincate **5** displayed onward reactivity towards Weinreb amide *N*-methoxy-*N*-methylbenzamide to give 2-(3,5-dimethylphenyl)-1-phenylethan-1-one **6a** in a 76% yield (Fig. 3c). This reactivity was extended to *m*-xylene forming 2-(*m*-tolyl)phenylethan-1-one **6b** in a 71% yield, showing the potential of this bimetallic approach to promote benzylic arylation



of non-activated toluenes using Weinreb amides (see ESI for details†). The conditions employed are significantly milder than those previously reported employing Group 1 metal amides.⁴⁰

Curiously, in the absence of any substrate, leaving a solution of $\text{Zn}(\text{TMP})_2/2\text{KO}t\text{Bu}$ in d_8 -THF to stand at room temperature for 3 days was accompanied with a dramatic colour change from colourless to an intense bright purple solution. $^1\text{H-NMR}$ analysis of this solution indicated that all Zn-TMP signals had converted to TMP(D), indicating a possible deprotonative metalation reaction between the zinc base and the THF solvent. Intrigued by this potential C-sp³ metalation, our $\text{Zn}(\text{TMP})_2/2\text{KO}t\text{Bu}$ combination was left to stir in protic THF over the course of three days forming a deep purple/black solution with a black deposit left on the Teflon stirrer bar. A work-up of this reaction in hexane with the addition of Lewis donor PMDETA afforded a colourless crop of crystals revealed by NMR spectroscopy and X-ray crystallography to be the potassium zincate $[(\text{PMDETA})\text{KZn}(\text{C}_4\text{H}_5)(\text{O}t\text{Bu})_2]_2$ (**7**) (crystalline yield 37% of a maximum 50% yield). The molecular structure of **7** (Fig. 6) closely resembles the dimeric ladder motif described for potassium zincates **3a-c** (Fig. 4 and S1†). However, in this case an unexpected *s-trans*-1,3-butadienyl (C_4H_5^-) fragment resides terminally on the Zn centre. Bond lengths within this chain (C18–C19, 1.351(3) Å; C19–C20, 1.467(3) Å; C20–C21, 1.315(3) Å) denote a localized double-bond, single bond, double bond pattern consistent with that in the parent diene.⁴¹ The butadienyl is connected to Zn through a Zn1–C18 σ -bond [1.999(15) Å] and interacts with the K atom through π -type contacts *via* two of its C atoms, K1–C18 [3.174(15) Å] and K1–C19 [3.372(2) Å]. The K atoms in **7** are then capped by two N donor atoms from PMDETA whilst the third N atom of the Lewis donor lies pendant.

While strong bases such as organolithium reagents are known to metalate THF, typically the reverse [3 + 2] cycloaddition products are formed as a consequence of the decomposition of the fragile α -lithiated intermediate that rapidly breaks down into ethene and the corresponding lithium enolate.^{42,43} However, Mulvey has previously reported a related compound in the form of a di-magnesiumated butadiene fragment, $[(\text{TMEDA})\{\text{Na}(\text{TMP})\}_2\{1,4-(\text{Mg}(\text{TMP})_2-\text{C}_4\text{H}_4)\}]$ as a result of the reaction

between sodium magnesiate $[(\text{TMEDA})\text{NaMg}(\text{TMP})_2\text{R}]$ ($\text{R} = \text{CH}_2\text{SiMe}_3$) and one equivalent of THF in hexane.⁴⁴ Remarkably, in that study the decapitated oxygen heteroatom could be trapped in the form of an oxide inverse crown ether. Mulvey has further demonstrated how bimetallic zincates can tame exceptionally sensitive anions reporting the α -zincation of THF using sodium zincate $[(\text{TMEDA})\text{NaZn}(\text{TMP})(\text{CH}_2\text{SiMe}_3)_2]$, where the metalated product is stable, the heterocyclic motif remains intact, and the tetrahydrofuran fragment can be transferred to electrophiles such as benzoyl chloride.⁴⁵ The presence of two equivalents of TMP(H) in our reaction mixture between excess THF and $\text{Zn}(\text{TMP})_2/2\text{KO}t\text{Bu}$ indicate an initial α -metallation of the cyclic ether similar to that reported by Mulvey, though attempts to isolate such an intermediate were unsuccessful.

In an effort to ascertain whether this zincate **7** was indeed the product of an intriguing decomposition of THF, the reaction was carried out in d_8 -THF and subsequent deuterium-NMR analysis indicated deuterium incorporation into the C_4H_5 diene fragment displaying broad multiplets, at similar chemical shifts in the $^2\text{H-NMR}$ (6.76, 6.22, 5.11 and 4.68 ppm, see ESI for details†) to those observed in the $^1\text{H-NMR}$ spectrum of **7** (6.68, 6.23, 4.73 and 4.54 ppm). Frustratingly attempts to isolate additional side products or other organometallic species in formation of **7** proved futile and thus the mechanism of this decomposition reaction remains unknown. The competing THF metalation, and subsequent decomposition that furnishes **7**, poses a problem when longer reaction times are needed for full zincation of non-activated substrates such as benzene or mesitylene where it is necessary for the arene to be used as a solvent (or in excess) to avoid side reactions of $\text{Zn}(\text{TMP})_2/2\text{KO}t\text{Bu}$ with THF.

Conclusions

In conclusion, this work has revealed that two relatively weak metalating agents, $\text{KO}t\text{Bu}$ and $\text{Zn}(\text{TMP})_2$, can combine to form a powerful basic mixture in solution capable of performing challenging regioselective zincations of non-activated arenes such as naphthalene, biphenylene and anthracene. A dramatic alkali-metal effect was observed within these reactions, where switching from $\text{KO}t\text{Bu}$ to the lighter alkali-metal congeners Li and $\text{NaO}t\text{Bu}$ completely shuts down the metalation of the arene, highlighting the pivotal role of the alkali-metal in these zincation reactions. X-Ray crystallographic and NMR spectroscopic analysis of the metalated intermediates of these reactions added a new layer of complexity to these systems where mixed aryl/alkoxy higher order potassium zincates can undergo a redistribution process in which potassium aryl species are formed. However, this redistribution process can be easily circumvented by stabilisation of the K atom through π -arene interactions retaining the integrity of the higher order potassium zincates in both solution and solid states. Finally, this study has also captured and characterised an unusual decomposition product of THF, likely through an initial sp³-C α -metallation of the common cyclic ether, demonstrating the power of this $\text{Zn}(\text{TMP})_2/2\text{KO}t\text{Bu}$ combination.

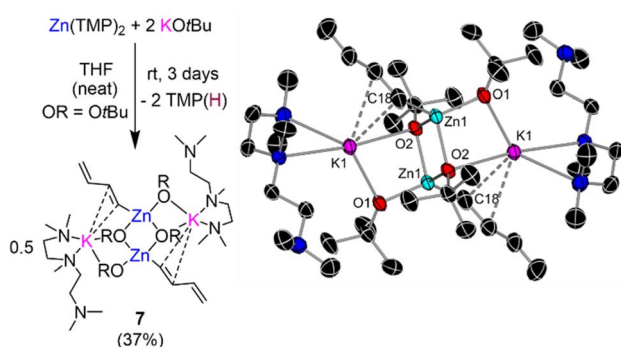


Fig. 6 Reaction of $\text{Zn}(\text{TMP})_2/2\text{KO}t\text{Bu}$ with excess THF forming $[(\text{PMDETA})\text{KZn}(\text{C}_4\text{H}_5)(\text{O}t\text{Bu})_2]_2$ (**7**) and its molecular structure with displacement ellipsoids at 50% probability, all H atoms omitted and with C atoms in the alkoxide fragment drawn as wire frames for clarity.



Data availability

Crystallographic data: deposition numbers 2358265 (3a), 2358266 (3b), 2358267 (3c), 2358268 (5), and 2358269 (7) contain the ESI crystallographic data for this paper. Experimental procedures and analytical data (NMR and elemental analysis) can be found in the ESI.† Copies of NMR spectra are also provided.

Author contributions

Neil R. Judge performed the experimental work. E. Hevia supervised the work. All authors participated in the writing of the manuscript and approved its last version.

Conflicts of interest

There are no conflicts to declare.

Acknowledgements

We thank the X-ray crystal structure service unit at the University of Bern for measuring, solving, refining, and summarizing the structure of compounds 3a, 3b, 3c, 3 and 5a. Swiss National Science Foundation (SNF) (projects numbers 206021_177033, 206021_198127 and 188573) and University of Bern are acknowledged for the funding of this research. Our appreciation is extended to Professor Robert E. Mulvey at the University of Strathelyde for insightful discussions.

Notes and references

- M. Schlosser, *Organometallics in Synthesis*, Wiley, 2013.
- A. J. Martínez-Martínez, A. R. Kennedy, R. E. Mulvey and C. T. O'Hara, *Science*, 2014, **346**, 834–837.
- R. L. Bebb and H. Gilman, *J. Am. Chem. Soc.*, 1939, **61**, 109–112.
- G. Wittig, U. Pockels and H. Dröge, *Ber. Dtsch. Chem. Ges.*, 1938, **71**, 1903–1912.
- V. Snieckus, *Chem. Rev.*, 1990, **90**, 879–933.
- P. Beak and V. Snieckus, *Acc. Chem. Res.*, 1982, **15**, 306–312.
- M. C. Whisler, S. MacNeil, V. Snieckus and P. Beak, *Angew. Chem., Int. Ed.*, 2004, **43**, 2206–2225.
- K. Shen, Y. Fu, J. N. Li, L. Liu and Q. X. Guo, *Tetrahedron*, 2007, **63**, 1568–1576.
- M. Schlosser, H. C. Jung and S. Takagishi, *Tetrahedron*, 1990, **46**, 5633–5648.
- W. Clegg, S. H. Dale, E. Hevia, L. M. Hogg, G. W. Honeyman, R. E. Mulvey and C. T. O'Hara, *Angew. Chem., Int. Ed.*, 2006, **45**, 6548–6550.
- A. J. Martínez-Martínez, D. R. Armstrong, B. Conway, B. J. Fleming, J. Klett, A. R. Kennedy, R. E. Mulvey, S. D. Robertson and C. T. O'Hara, *Chem. Sci.*, 2014, **5**, 771–781.
- A. J. Martínez-Martínez, S. Justice, B. J. Fleming, A. R. Kennedy, I. D. H. Oswald and C. T. O'Hara, *Sci. Adv.*, 2017, **3**, 1–9.
- L. J. Bole, A. Tortajada and E. Hevia, *Angew. Chem., Int. Ed.*, 2022, **61**, e202204262.
- L. J. Bole, N. R. Judge and E. Hevia, *Angew. Chem., Int. Ed.*, 2021, **60**, 7626–7631.
- N. R. Judge, L. J. Bole and E. Hevia, *Chem.–Eur. J.*, 2022, **28**, e202104164.
- N. R. Judge and E. Hevia, *Angew. Chem., Int. Ed.*, 2023, **62**, e202303099.
- J. Kocher, N. R. Judge and E. Hevia, *Helv. Chim. Acta*, 2024, **107**, e202300237.
- D. B. Pardue, S. J. Gustafson, R. A. Periana, D. H. Ess and T. R. Cundari, *Comput. Theor. Chem.*, 2013, **1019**, 85–93.
- P. Fleming and D. F. O'Shea, *J. Am. Chem. Soc.*, 2011, **133**, 1698–1701.
- A. Seggio, F. Chevallier, M. Vaultier and F. Mongin, *J. Org. Chem.*, 2007, **72**, 6602–6605.
- S. H. Wunderlich and P. Knochel, *Angew. Chem., Int. Ed.*, 2007, **46**, 7685–7688.
- M. Garçon, N. W. Mun, A. J. P. White and M. R. Crimmin, *Angew. Chem., Int. Ed.*, 2021, **60**, 6145–6153.
- D. Shimizu and A. Osuka, *Chem. Sci.*, 2018, **9**, 1408–1423.
- A. Shiozuka, K. Sekine and Y. Kuninobu, *Synthesis*, 2022, **54**, 2330–2339.
- R. Beck and S. A. Johnson, *Chem. Commun.*, 2011, **47**, 9233–9235.
- R. Ruzziconi, S. Spizzichino, M. Giurg, E. Castagnetti and M. Schlosser, *Synthesis*, 2010, 1531–1535.
- H. R. L. Barley, W. Clegg, S. H. Dale, E. Hevia, G. W. Honeyman, A. R. Kennedy and R. E. Mulvey, *Angew. Chem., Int. Ed.*, 2005, **44**, 6018–6021.
- W. Clegg, B. Conway, P. García-Álvarez, A. R. Kennedy, J. Klett, R. E. Mulvey and L. Russo, *Dalton Trans.*, 2010, **39**, 62–65.
- E. Hevia, A. R. Kennedy and M. D. McCall, *Dalton Trans.*, 2012, **41**, 98–103.
- G. W. Honeyman, D. R. Armstrong, W. Clegg, E. Hevia, A. R. Kennedy, R. McLellan, S. A. Orr, J. A. Parkinson, D. L. Ramsay, S. D. Robertson, S. Towie and R. E. Mulvey, *Chem. Sci.*, 2020, **11**, 6510–6520.
- A. B. Bellan and P. Knochel, *Angew. Chem., Int. Ed.*, 2019, **58**, 1838–1841.
- I. Popov, H. Q. Do and O. Daugulis, *J. Org. Chem.*, 2009, **74**, 8309–8313.
- M. Schlosser and S. Strunk, *Tetrahedron Lett.*, 1984, **25**, 741–744.
- C. Hilf, F. Bosold, K. Harms, M. Marsch and G. Boche, *Chem. Ber.*, 1997, **130**, 1213–1221.
- E. Vedejs and S. D. Monahan, *J. Org. Chem.*, 1996, **61**, 5192–5193.
- S. E. Baillie, V. L. Blair, T. D. Bradley, W. Clegg, J. Cowan, R. W. Harrington, A. Hernán-Gómez, A. R. Kennedy, Z. Livingstone and E. Hevia, *Chem. Sci.*, 2013, **4**, 1895–1905.
- J. M. L'Helgoual'ch, A. Seggio, F. Chevallier, M. Yonehara, E. Jeanneau, M. Uchiyama and F. Mongin, *J. Org. Chem.*, 2008, **73**, 177–183.
- P. Jutzi and U. Gilge, *J. Organomet. Chem.*, 1983, **246**, 159–162.



- 39 G. Boche, F. Bosold, H. Hermann, M. Marsch, K. Harms and J. C. W. Lohrenz, *Chem.–Eur. J.*, 1998, 814–817.
- 40 Y. Gu, Z. Zhang, Y. E. Wang, Z. Dai, Y. Yuan, D. Xiong, J. Li, P. J. Walsh and J. Mao, *J. Org. Chem.*, 2022, 87, 406–418.
- 41 W. Caminati, G. Grassi and A. Bauder, *Chem. Phys. Lett.*, 1988, 148, 13–16.
- 42 R. B. Bates, L. M. Kroposki and D. E. Potter, *J. Org. Chem.*, 1972, 37, 560–562.
- 43 J. Clayden and S. A. Yasin, *New J. Chem.*, 2002, 26, 191–192.
- 44 R. E. Mulvey, V. L. Blair, W. Clegg, A. R. Kennedy, J. Klett and L. Russo, *Nat. Chem.*, 2010, 2, 588–591.
- 45 A. R. Kennedy, J. Klett, R. E. Mulvey and D. S. Wright, *Science*, 2010, 706, 706–709.

