

Observation of Gravitational Waves from the Coalescence of a 2.5–4.5 M_{\odot} Compact Object and a Neutron Star

THE LIGO SCIENTIFIC COLLABORATION, THE VIRGO COLLABORATION, AND THE KAGRA COLLABORATION

ABSTRACT

We report the observation of a coalescing compact binary with component masses 2.5–4.5 M_{\odot} and 1.2–2.0 M_{\odot} (all measurements quoted at the 90% credible level). The gravitational-wave signal GW230529_181500 was observed during the fourth observing run of the LIGO–Virgo–KAGRA detector network on 2023 May 29 by the LIGO Livingston observatory. The primary component of the source has a mass less than 5 M_{\odot} at 99% credibility. We cannot definitively determine from gravitational-wave data alone whether either component of the source is a neutron star or a black hole. However, given existing estimates of the maximum neutron star mass, we find the most probable interpretation of the source to be the coalescence of a neutron star with a black hole that has a mass between the most massive neutron stars and the least massive black holes observed in the Galaxy. We estimate a merger rate density of 55^{+127}_{-47} Gpc⁻³ yr⁻¹ for compact binary coalescences with properties similar to the source of GW230529_181500; assuming that the source is a neutron star–black hole merger, GW230529_181500-like sources constitute about 60% of the total merger rate inferred for neutron star–black hole coalescences. The discovery of this system implies an increase in the expected rate of neutron star–black hole mergers with electromagnetic counterparts and provides further evidence for compact objects existing within the purported lower mass gap.

Keywords: Gravitational wave astronomy(675) — Gravitational wave detectors(676) — Gravitational wave sources(677) — Stellar mass black holes(1611) — Neutron stars(1108)

1. INTRODUCTION

In May 2023, the fourth observing run (O4) of the Advanced LIGO (Aasi et al. 2015), Advanced Virgo (Acerese et al. 2015), and KAGRA (Somiya 2012; Aso et al. 2013) observatory network commenced following a series of upgrades to increase the sensitivity of the network. The prior three observing runs opened the field of observational gravitational-wave (GW) astronomy, with 90 probable compact binary coalescence (CBC) candidates reported by the LIGO Scientific, Virgo, and KAGRA Collaboration (LVK) at the conclusion of the third observing run (O3) (Abbott et al. 2023a) and further candidates found by external analyses (e.g., Nitz et al. 2023; Mehta et al. 2023b; Wadekar et al. 2023). These included the first observation of merging stellar-mass black holes (Abbott et al. 2016a), the first observation of a stellar-mass black hole merging with a neutron star (Abbott et al. 2021a), and the first observation of two merging neutron stars (Abbott et al. 2017a). The first observation of two merging neutron stars was also a multimessenger event accompanied by emission across the

electromagnetic (EM) spectrum (Abbott et al. 2017b; Margutti & Chornock 2021). The continued discovery of CBCs by the Advanced GW network in O4 and beyond promises to reveal new information about the formation pathways of compact binaries and the physics of their evolution.

While GW observations have enabled detailed characterization of the population of stellar-mass compact object binary mergers overall (e.g., Abbott et al. 2023b), the small number of observed mergers at the low-mass end of the black hole mass spectrum leads to considerable uncertainty in this region of the mass distribution. Dynamical mass measurements of X-ray binary systems within the Milky Way suggest a paucity of compact objects with masses between ~ 3 –5 M_{\odot} , and hence a lower mass gap that divides the population of neutron stars (with masses less than $\sim 3 M_{\odot}$; Rhoades & Ruffini 1974; Kalogera & Baym 1996) and stellar-mass black holes (observed to have masses above 5 M_{\odot} ; Bailyn et al. 1998; Ozel et al. 2010; Farr et al. 2011b). Although a number of recent observations of non-interacting binary

systems (Thompson et al. 2019; Jayasinghe et al. 2021), radio pulsar surveys (Barr et al. 2024), and GW observations (Abbott et al. 2020c, 2023b) have found hints of compact objects residing in the lower mass gap, GW observations have yet to quantify the extent and potential occupation of this gap (Fishbach et al. 2020; Farah et al. 2022; Abbott et al. 2023b).

Here we report on the compact binary merger signal GW230529_181500, henceforth abbreviated as GW230529, which was detected by the LIGO Livingston observatory on 2023 May 29 at 18:15:00 UTC; all other observatories were either offline or did not have the sensitivity required to observe this signal. We find that the compact binary source of GW230529 had component masses of $3.6_{-1.2}^{+0.8} M_{\odot}$ and $1.4_{-0.2}^{+0.6} M_{\odot}$ (all measurements are reported as symmetric 90% credible intervals around the median of the marginalized posterior distribution with default uniform priors, unless otherwise specified). Although we cannot definitively determine the nature of the higher-mass (primary) compact object in the binary system, if we assume that all compact objects with masses below current constraints on the maximum neutron star mass are indeed neutron stars, the most probable interpretation for the source of GW230529 is the coalescence between a 2.5–4.5 M_{\odot} black hole and a neutron star. GW230529 provides further evidence that a population of compact objects exists with masses between the heaviest neutron stars and lightest black holes observed in the Milky Way. Furthermore, if the source of GW230529 was a merger between a neutron star and a black hole, its masses are significantly more symmetric than the neutron star–black holes (NSBHs) previously observed via GWs (Abbott et al. 2023a), which increases the expected rate of NSBHs that may be accompanied by an EM counterpart.

We report on the status of the detector network at the time of GW230529 in Section 2 and provide details of the detection in Section 3. In Section 4 we present estimates of the source properties along with a discussion of the inferred masses, spins, tidal effects, and consistency of the signal with general relativity. We provide updated constraints on merger rates and the inferred properties of the compact binary and NSBH populations as well as population-informed posteriors on source properties in Section 5. Section 6 provides analysis and interpretation of the physical nature of the source components. Implications for multimessenger astrophysics and the formation of low-mass black holes are in Sections 7 and 8, respectively. Section 9 summarizes our findings. Data from the analyses in this work are available on Zenodo (Abbott et al. 2024a).

2. OBSERVATORY STATUS AND DATA QUALITY

At the time of GW230529 (2023 May 29 18:15:00.7 UTC), LIGO Livingston was in observing mode; LIGO Hanford was offline, having gone out of observing mode one hour and thirty minutes prior to the detection. The Virgo observatory was undergoing upgrades and was not operational at the time of the detection. The KAGRA observatory was in observing mode, but its sensitivity was insufficient to impact the analysis of GW230529. Hence, only the data from the LIGO Livingston observatory are used in the analysis of GW230529.

LIGO Livingston was observing with stable sensitivity for $\simeq 66$ hours up to and including the time of the GW signal. At the time of the detection, the sky-averaged binary neutron star (BNS) inspiral range was $\simeq 150$ Mpc. From the start of O4 until this event, the LIGO Livingston BNS inspiral range (Chen et al. 2021a) varied between 140–160 Mpc, a 4.5–19.4% increase compared to the median BNS range in O3 (Buikema et al. 2020; Abbott et al. 2023a). Additional details on upgrades to the LIGO observatories for O4 can be found in Appendix A.

The Advanced LIGO observatories are laser interferometers that measure strain (Aasi et al. 2015). The observatories are calibrated via photon radiation pressure actuation. An amplitude-modulated laser beam is directed onto the end test masses inducing a known change in the arm length from the equilibrium position (Karki et al. 2016; Viets et al. 2018). For the strain data used in the GW230529 analysis, the maximum 1σ bounds on calibration uncertainties at LIGO Livingston were 6% in amplitude and 6.5° in phase for the frequency range 20–2048 Hz.

Detection vetting procedures similar to those of past GW candidates (Davis et al. 2021; Abbott et al. 2016b), when applied to GW230529, find no evidence that instrumental or environmental artifacts (Helmling-Cornell et al. 2023; Nguyen et al. 2021; Effler et al. 2015) could have caused GW230529. We find no evidence of transient noise that is likely to impact the recovery of the GW signal in the 256 s LIGO Livingston data segment containing the signal.

3. DETECTION OF GW230529

GW230529 was initially detected in low latency in data from the LIGO Livingston observatory. The signal was detected independently by three matched-filter search pipelines: GSTLAL (Messick et al. 2017; Sachdev et al. 2019; Hanna et al. 2020; Cannon et al. 2021; Ewing et al. 2023; Tsukada et al. 2023), MBTA (Adams et al. 2016; Aubin et al. 2021) and PyCBC (Allen et al. 2012; Allen 2005; Dal Canton et al. 2021; Usman et al.

2016; Nitz et al. 2017; Davies et al. 2020). Although GW230529 occurred when only a single detector was observing, it was detected by all three pipelines with high significance, and stands out from the background distribution of noise triggers. More details are given in Appendix B.

All three pipelines have a similar matched-filter-based approach to identify GW candidates but differ in the details of implementation. Each pipeline begins by performing a matched-filtering analysis on the data from the observatory with a bank of GW templates (Sakon et al. 2024; Roy et al. 2019; Florian et al. 2024). Times of high signal-to-noise ratio (S/N) are identified, after which each pipeline performs its own set of signal consistency tests, combines them with the S/N to make a single ranking statistic for each candidate GW event, and calculates a false alarm rate (FAR) by comparing the ranking statistic of the candidate with the background distribution. The FAR is the expected rate of triggers caused by noise with a ranking statistic greater than or equal to that of the candidate.

For each pipeline, this procedure can be done in two modes: a low-latency or online mode, and an offline mode. In the online mode, the pipelines only use the background information available at the time of a candidate to estimate its significance, along with low-latency data-quality information. In the offline mode, pipelines use more background information gathered from subsequent observing times to estimate the significance of candidates and use more refined data-quality information. The offline mode enables more robust and reproducible results at the cost of greater latency.

In both cases, the background distribution is extrapolated to higher significances. This enables the inverse FAR to be greater than the time for which the background was collected. Pipelines have differing extrapolation methods, and differing methods for calculating the FAR of a single-detector GW candidates, details of which can be found in Appendix C. These differing methods can cause the FARs reported by different pipelines for the same candidate to vary to a significant degree, as seen in the case of GW230529. However, all three pipelines recover a nearly identical S/N for GW230529, as expected for an astrophysical signal with a high match to the search templates. This, in concert with the fact that the inverse FARs from the offline analyses of all pipelines are much greater than the duration of the first half of the fourth observing run (O4a), makes it highly likely that GW230529 is of astrophysical origin. Table 1 shows the online S/N, online inverse FAR, and offline inverse FAR for each search pipeline.

Table 1. Properties of the detection of GW230529 from each search pipeline. Significance is measured by the inverse of the FAR.

	GstLAL	MBTA	PyCBC
Online S/N	11.3	11.4	11.6
Online inverse FAR (yr)	1.1	1.1	160.4
Offline inverse FAR (yr)	60.3	>1000	>1000

4. SOURCE PROPERTIES

The source properties of GW230529 are inferred using a Bayesian analysis of the data from the LIGO Livingston observatory. We analyze 128 s of data including frequencies in the range of 20–1792 Hz in the calculation of the likelihood. To describe the detector noise, we assume a noise power spectral density (PSD) given by the median estimate provided by BAYESWAVE (Littenberg & Cornish 2015; Cornish & Littenberg 2015; Cornish et al. 2021). We use the BILBY (Ashton et al. 2019; Romero-Shaw et al. 2020) or PARALLEL BILBY (Smith et al. 2020) inference libraries to generate samples from the posterior distribution of the source parameters using a nested sampling (Skilling 2006) algorithm, as implemented in the DYNESTY software package (Speagle 2020).

Given the uncertain nature of the compact objects of the source, we analyze GW230529 using a range of waveform models that incorporate a number of key physical effects. For our primary analysis, we employ binary black hole (BBH) waveform models that include higher-order multipole moments, the effects of spin-induced orbital precession, and allow for spin magnitudes on both components up to the Kerr limit, but do not include tidal effects on either component.

Systematic errors in inferred source properties due to waveform modeling may be significant for NSBH systems (Huang et al. 2021). We mitigate these effects by combining the posteriors inferred using two different signal models: the phenomenological frequency-domain model IMRPhenomXPHM (Pratten et al. 2020; García-Quirós et al. 2020; Pratten et al. 2021), and a time-domain effective-one-body model SEOBNRv5PHM (Khalil et al. 2023; Pompili et al. 2023; Ramos-Buades et al. 2023; van de Meent et al. 2023). The posterior samples obtained independently using the two signal models are broadly consistent. Unless otherwise noted, we present results throughout this work obtained by an equal-weight combination of the posterior

Table 2. Source properties of GW230529 from the primary combined analysis (BBH waveforms, high-spin, default priors). We report the median values together with the 90% symmetric credible intervals at a reference frequency of 20 Hz.

Primary mass m_1/M_\odot	$3.6^{+0.8}_{-1.2}$
Secondary mass m_2/M_\odot	$1.4^{+0.6}_{-0.2}$
Mass ratio $q = m_2/m_1$	$0.39^{+0.41}_{-0.12}$
Total mass M/M_\odot	$5.1^{+0.6}_{-0.6}$
Chirp mass \mathcal{M}/M_\odot	$1.94^{+0.04}_{-0.04}$
Detector-frame chirp mass $(1+z)\mathcal{M}/M_\odot$	$2.026^{+0.002}_{-0.002}$
Primary spin magnitude χ_1	$0.44^{+0.40}_{-0.37}$
Effective inspiral-spin parameter χ_{eff}	$-0.10^{+0.12}_{-0.17}$
Effective precessing-spin parameter χ_p	$0.40^{+0.39}_{-0.30}$
Luminosity distance D_L/Mpc	201^{+102}_{-96}
Source redshift z	$0.04^{+0.02}_{-0.02}$

samples from both models under the default priors described in Appendix D. Our measurements of key source parameters for GW230529 are presented in Table 2.

Analysis details and results from other waveform models we consider are reported in Appendix D; we find that the key conclusions of the analyses presented here are not sensitive to the choice of signal model. In particular, the use of BBH models is validated by comparison to waveform models that include tidal effects, finding no evidence that the BNS or NSBH models are preferred, consistent with previous observations (Abbott et al. 2021a). This is expected given the moderate S/N with which GW230529 was detected (Huang et al. 2021).

The analysis of GW230529 indicates that it is an asymmetric compact binary with a mass ratio $q = m_2/m_1 = 0.39^{+0.41}_{-0.12}$ and source component masses $m_1 = 3.6^{+0.8}_{-1.2} M_\odot$ and $m_2 = 1.4^{+0.6}_{-0.2} M_\odot$. The primary is consistent with a black hole that resides in the lower mass gap ($3 M_\odot \lesssim m_1 \lesssim 5 M_\odot$; Ozel et al. 2010; Farr et al. 2011b), with a mass $< 5 M_\odot$ at the 99% credible level. The posterior distribution on the mass of the secondary is peaked around $\sim 1.4 M_\odot$ with an extended tail beyond $2 M_\odot$, such that $P(m_2 > 2 M_\odot) = 5\%$. The mass of the secondary is consistent with the distribution of known neutron star masses, including Galactic pulsars (Antoniadis et al. 2016; Alsing et al. 2018; Özel & Freire 2016; Farrow et al. 2019) and extragalactic GW observations (Landry & Read 2021; Abbott et al. 2023b). Figure 1 shows

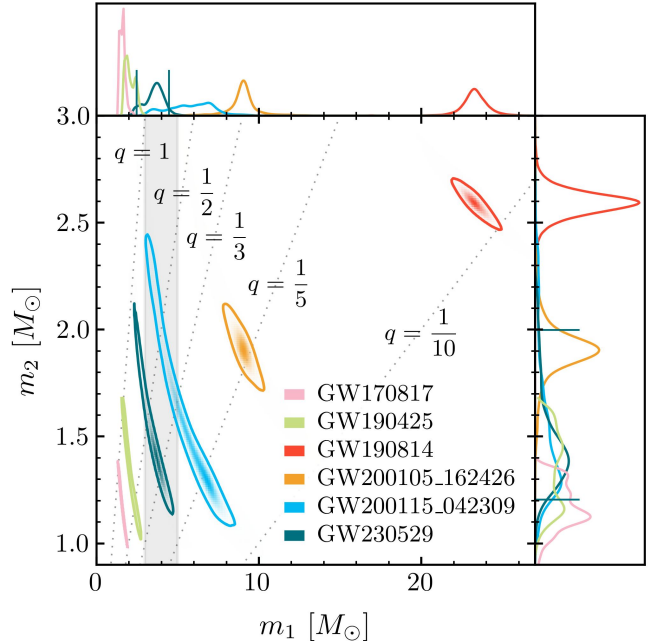


Figure 1. The one- and two-dimensional posterior probability distributions for the component masses of the source binary of GW230529 (teal). The contours in the main panel denote the 90% credible regions with vertical and horizontal lines in the side panels denoting the 90% credible interval for the marginalized one-dimensional posterior distributions. Also shown are the two O3 NSBH events GW200105_162426 and GW200115_042309 (orange and blue respectively; Abbott et al. 2021a) with $\text{FAR} < 0.25 \text{ yr}^{-1}$ (Abbott et al. 2023a), the two confident BNS events GW170817 and GW190425 (pink and green respectively; Abbott et al. 2017a, 2019a, 2020a, 2024b), as well as GW190814 (red; Abbott et al. 2020c, 2024b) where the secondary component may be a black hole or a neutron star. Lines of constant mass ratio are indicated by dotted gray lines. The grey shaded region marks the 3–5 M_\odot range of primary masses. The NSBH events and GW190814 use combined posterior samples assuming a high-spin prior analogous to those presented in this work. The BNS events use high-spin IMRPhenomPv2_NRTidal (Dietrich et al. 2019a) samples.

the component mass posteriors of GW230529 relative to other BNSs (GW170817 and GW190425) and NSBHs (GW200105_162426 and GW200115_042309, henceforth abbreviated as GW200105 and GW200115) observed by the LVK as well as GW190814 (Abbott et al. 2017a, 2020a,c, 2021a).

To capture dominant spin effects on the GW signal, we present constraints on the effective inspiral spin χ_{eff} , which is defined as a mass-weighted projection of the spins along the unit Newtonian orbital angular momentum vector \hat{L}_N (Damour 2001; Racine 2008; Ajith et al.

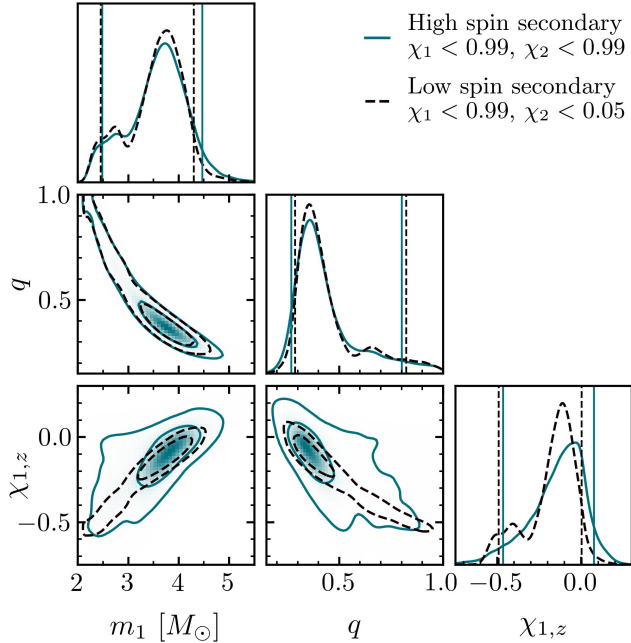


Figure 2. Selected source properties of GW230529. The plot shows the one-dimensional (diagonal) and two-dimensional (off-diagonal) marginal posterior distributions for the primary mass m_1 , the mass ratio q , and the spin component parallel to the orbital angular momentum $\chi_{1,z} \equiv \boldsymbol{\chi}_1 \cdot \hat{L}_N$. The shaded regions denote the posterior probability with the solid (dashed) curves marking the 50% and 90% credible regions for the posteriors determined using a high spin (low spin) prior on the secondary of $\chi_2 < 0.99$ ($\chi_2 < 0.05$). The vertical lines in the one-dimensional marginal posteriors mark the 90% credible intervals.

2014),

$$\chi_{\text{eff}} = \left(\frac{m_1}{M} \boldsymbol{\chi}_1 + \frac{m_2}{M} \boldsymbol{\chi}_2 \right) \cdot \hat{L}_N, \quad (1)$$

where the dimensionless spin vector $\boldsymbol{\chi}_i$ of each component is related to the spin angular momentum \mathbf{S}_i by $\boldsymbol{\chi}_i = c\mathbf{S}_i/(Gm_i^2)$. If χ_{eff} is negative, it indicates that at least one of the spin component projections must be anti-aligned with respect to the orbital angular momentum, i.e., $\chi_{i,z} \equiv \boldsymbol{\chi}_i \cdot \hat{L}_N < 0$. We measure an effective inspiral spin of $\chi_{\text{eff}} = -0.10^{+0.12}_{-0.17}$, which is consistent with a binary in which one of the spin components is anti-aligned or a binary with negligible spins. The measurement is primarily driven by the spin component of the primary compact object $\chi_{1,z} = -0.11^{+0.19}_{-0.35}$, with a probability that $\chi_{1,z} < 0$ of 83%. However, there is a degeneracy between the measured masses and spins of the binary components such that more comparable mass ratios correlate to more negative values of χ_{eff} (Cutler & Flanagan 1994) for this system. We show the correlation between $\chi_{1,z}$ and the mass ratio and primary mass in Figure 2, with more negative values of $\chi_{1,z}$ correspond-

ing to more symmetric mass ratios and smaller primary masses. The secondary spin is only weakly constrained and broadly symmetric about 0, $\chi_{2,z} = -0.03^{+0.43}_{-0.52}$. We find no evidence for precession, with the posteriors on the effective precessing spin χ_p (Schmidt et al. 2015) being uninformative.

The presence of a neutron star in a compact binary imprints tidal effects onto the emitted GW signal (Flanagan & Hinderer 2008). The strength of this interaction is governed by the tidal deformability of the neutron star, which quantifies how easily the star will be deformed in the presence of an external tidal field. In contrast, the tidal deformability of a black hole is zero (Binnington & Poisson 2009; Damour & Nagar 2009; Chia 2021), offering a potential avenue for distinguishing between a black hole and a neutron star. We investigate the tidal constraints for both the primary and secondary components using waveform models that account for tidal effects (Dietrich et al. 2019a; Matas et al. 2020; Thompson et al. 2020a), which do not qualitatively change the mass and spin conclusions discussed above. Irrespective of whether we analyze GW230529 with a NSBH model that assumes only the tidal deformability of the primary compact object to be zero or a BNS model that includes the tidal deformability of both objects, we find the tidal deformability of the secondary object to be unconstrained. The dimensionless tidal deformability of the primary peaks at zero, consistent with a black hole. The constraints on this parameter are also consistent with dense matter equation of state (EoS) predictions for neutron stars in this mass range.

We also perform parametrized tests of the GW phase evolution to verify whether GW230529 is consistent with general relativity and find no evidence of inconsistencies. More detailed information on tidal deformability analyses and testing general relativity can be found in Appendix E.3 and Appendix F, respectively.

5. IMPACT OF GW230529 ON MERGER RATES & POPULATIONS

We provide a provisional update to the NSBH merger rate reported in our earlier studies (Abbott et al. 2021a, 2023b) by incorporating data from the first two weeks of O4a using two different methods. In the first, event-based approach, we consider GW230529 to be representative of a new class of CBCs and assume its contribution to the total number of NSBH detections to be a single Poisson-distributed count (Kim et al. 2003; Abbott et al. 2021a) over the span of time from the beginning of the first observing run (O1) through the first two weeks of O4a. We find the rate of GW230529-like mergers to be $\mathcal{R}_{230529} = 55^{+127}_{-47} \text{ Gpc}^{-3} \text{ yr}^{-1}$. When computing the

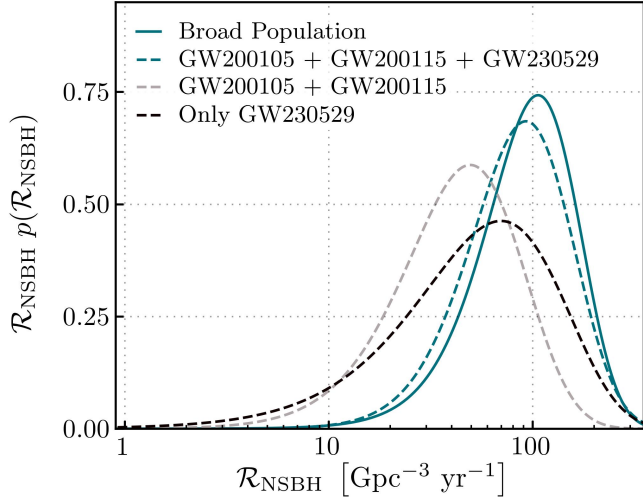


Figure 3. Posterior on the merger rates of NSBH systems. The solid and dashed lines represent the broad population-based rate calculation and the event-based rate calculation, respectively.

rates of the significant NSBH events in O3 detected with $\text{FAR} < 0.25 \text{ yr}^{-1}$ (Abbott et al. 2021a, 2023a) using the same method, we find a total event-based NSBH merger rate of $\mathcal{R}_{\text{NSBH}} = 85_{-57}^{+116} \text{ Gpc}^{-3} \text{ yr}^{-1}$. Using this selection criterion, the same as Abbott et al. (2023b), the population of NSBH mergers includes GW200105 and GW200115; we do not include GW190814, as its source binary is most probably a BBH (Abbott et al. 2020c; Essick & Landry 2020; Abbott et al. 2023b).

For the second, broad population-based approach, we consider GW200105, GW200115, and GW230529 to be members of a single CBC class, together with an ensemble of less significant candidates. The definition of this class is determined by a simple cut on masses and spins resulting in a NSBH-like region of parameter space. We aggregate data from all the triggers found by GSTLAL from the beginning of O1 through the first two weeks of O4a, assess their impact on the estimated merger rates of NSBHs while also accounting for the possibility that some of them are of terrestrial origin (Farr et al. 2015; Kapadia et al. 2020), and update the NSBH merger rate obtained at the end of O3 (Abbott et al. 2023a) to $\mathcal{R}_{\text{NSBH}} = 94_{-64}^{+109} \text{ Gpc}^{-3} \text{ yr}^{-1}$. Further details regarding the classification of triggers in the population-based rate method can be found in Appendix G.

We show updates to both the event-based and population-based NSBH rate constraints in Figure 3. The event-based rate estimates highlight that GW230529-like systems merge at a similar (or potentially higher) rate to the more asymmetric NSBHs identified in GWTC-3. The population-based rate estimate is more representative of the full NSBH merger rate as

it includes less significant GW events in the data. Both of our updated estimates are consistent with the findings of Abbott et al. (2021a) within the measurement uncertainties. Further details about rate estimates can be found in Appendix G.

In addition to updates to the overall merger rate of NSBHs, we also study the impact of GW230529 on the mass and spin distributions of the compact binary population as inferred from GWTC-3 (Abbott et al. 2023b). We employ hierarchical Bayesian inference to marginalize over the properties of individual events and infer the parameters of a given population model (e.g., Thrane & Talbot 2019; Mandel et al. 2019; Vitale et al. 2020). The updates to population model results in this work are provisional because they only include one GW signal from O4a, although the biases resulting from this selection will not be severe since GW230529 occurred near the start of the observing run. We quantify this by comparing the event-based rate estimate (which accounts for O4a sensitivity to compute its detectable time-volume) with the NSBH rates attained by the various population analyses considered in this work, finding that they are consistent with each other.

We use three different population models in our analysis. The first two models consider the population of compact-object binaries as a whole without distinguishing by source classification, using either the parameterized POWER LAW + DIP + BREAK model (Fishbach et al. 2020; Farah et al. 2022; Abbott et al. 2023b) or the non-parametric BINNED GAUSSIAN PROCESS model (Mohite 2022; Ray et al. 2023b; Abbott et al. 2023b). The POWER LAW + DIP + BREAK model is designed to search for a separation in masses between neutron stars and black holes by explicitly allowing for a dip in the component mass distribution. The BINNED GAUSSIAN PROCESS model is designed to capture the structure of the mass distribution with minimal assumptions about the population. The broad CBC population analyses include all candidates reported in GWTC-3 with $\text{FAR} < 0.25 \text{ yr}^{-1}$, the same selection criterion used in Abbott et al. 2023b (see Table 1 therein). The third model we investigate (NSBH-POP; Biscoveanu et al. 2022) considers only the population of NSBH mergers with $\text{FAR} < 0.25 \text{ yr}^{-1}$. NSBH-POP is a parametric model designed to constrain the population distributions of NSBH masses and black hole spin magnitudes. This model assumes all analyzed events have a black hole primary and neutron star secondary; we do not include GW190814 in this analysis. Further details regarding the population model parameterizations and priors can be found in Appendix H.

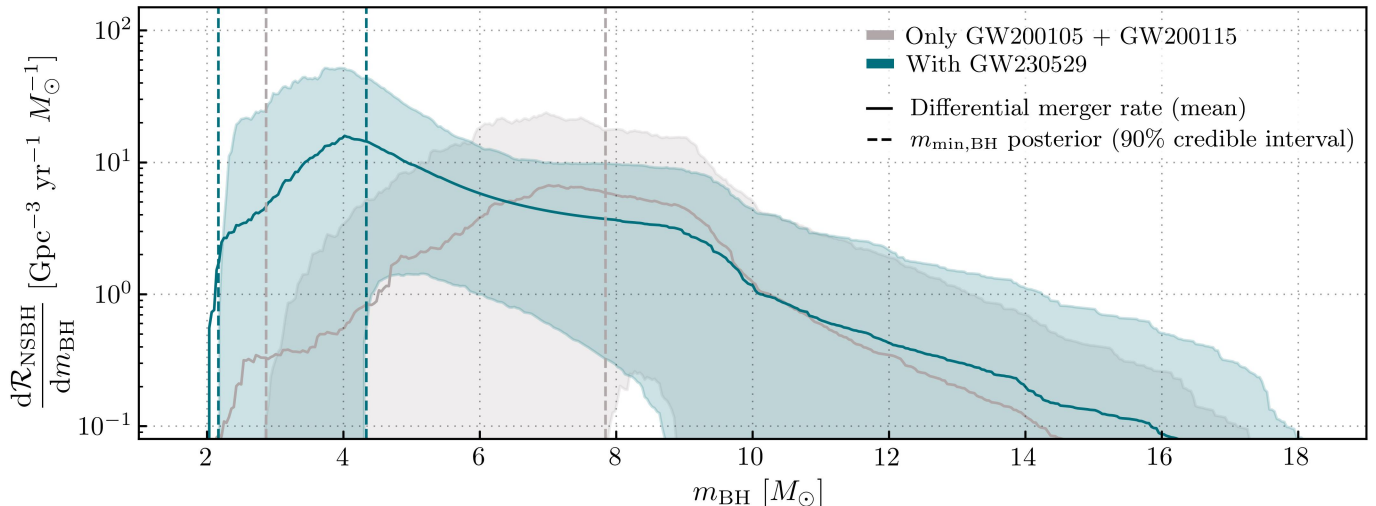


Figure 4. The differential merger rate of NSBH systems as a function of black hole masses (solid curves: mean; shaded regions: 90% credible interval) and minimum black hole mass (dashed lines: 90% credible interval) using the NSBH-POP model with (teal) and without (grey) GW230529. The minimum black hole mass $m_{\text{BH},\text{min}}$ is a parameter of the NSBH-POP population model, see Table 7. While the median rate is always inside the credible region, the mean can be outside the credible region.

The inclusion of GW230529 in our population analyses has several effects on the inferred properties of NSBH systems and the CBC population as a whole.

The inferred minimum mass of black holes in the NSBH population decreases with the inclusion of GW230529. The mass spectrum of black holes in the NSBH population with and without GW230529 inferred using the NSBH-POP model is shown in Figure 4. As the source of GW230529 is the NSBH with the smallest black hole mass observed to date, the minimum mass of black holes in NSBH mergers shows a significant decrease with the inclusion of this candidate: $m_{\text{min},\text{BH}} = 3.4^{+1.0}_{-1.2} M_{\odot}$ with GW230529 compared to $m_{\text{min},\text{BH}} = 6.0^{+1.8}_{-3.2} M_{\odot}$ without. In contrast, the parameter that governs the lower edge of the dip feature in the POWER LAW + DIP + BREAK model, which represents the minimum black hole mass in the CBC population, does not shift significantly with the inclusion of GW230529. This difference is because the POWER LAW + DIP + BREAK model makes no assumptions about the classification of the components and therefore does not enforce sharp features at the edges of each sub-population, meaning that the source of GW230529 is not necessarily a NSBH in this model. However, the BINNED GAUSSIAN PROCESS and POWER LAW + DIP + BREAK models are designed to capture the structure of the full compact binary mass spectrum; because they do not assign a source classification to either of the binary components, features present in these population models can have differing astrophysical interpretations from the NSBH-POP model.

GW230529 increases the inferred rate of compact binary mergers with a component in the 3–5 M_{\odot} range. A region of interest in the mass distribution is the border between the masses of neutron stars and black holes. We choose $\sim 3\text{--}5 M_{\odot}$ to represent the nominal gap between these populations. In Figure 5 we show the posterior on the rate of mergers with one or both component masses in the 3–5 M_{\odot} range, with and without GW230529. For the POWER LAW + DIP + BREAK model there is a small increase in the merger rate within this mass range, $\mathcal{R}_{\text{gap}} = 24^{+28}_{-16} \text{ Gpc}^{-3} \text{ yr}^{-1}$ with GW230529 versus $\mathcal{R}_{\text{gap}} = 17^{+25}_{-14} \text{ Gpc}^{-3} \text{ yr}^{-1}$ without. For the BINNED GAUSSIAN PROCESS model there is a larger increase in the merger rate, $\mathcal{R}_{\text{gap}} = 33^{+89}_{-29} \text{ Gpc}^{-3} \text{ yr}^{-1}$ with GW230529 versus $\mathcal{R}_{\text{gap}} = 7.5^{+46.4}_{-6.5} \text{ Gpc}^{-3} \text{ yr}^{-1}$ without. The differing degree of change between the two models is due to different assumptions for the mass ratio distribution of merging compact binaries as well as the potential dip in the merger rate at low black hole masses built into the POWER LAW + DIP + BREAK model. BINNED GAUSSIAN PROCESS does not fit for a specific pairing function, while POWER LAW + DIP + BREAK assumes the same mass ratio distribution throughout the whole population of CBCs. As most observed BBHs favor equal masses, any population model conditioned on those observations should also favor equal masses in the BBH mass range. The implicit assumptions within the POWER LAW + DIP + BREAK model require this preference to be imposed for all masses, including relatively low-mass systems like GW230529. However, the assumptions in BINNED GAUSSIAN PROCESS do not broadcast this preference as strongly across different

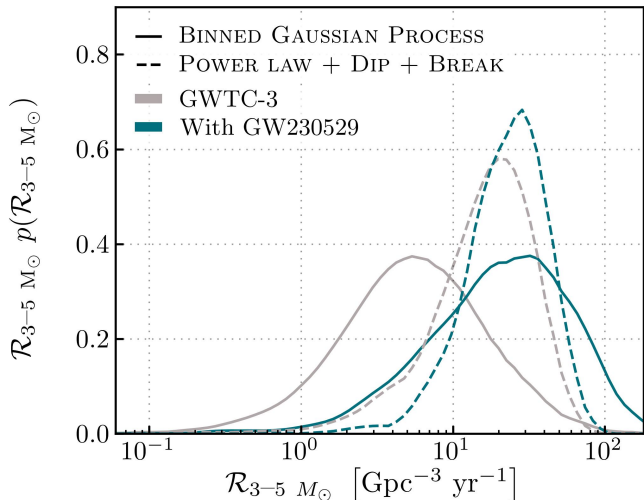


Figure 5. Posterior on the merger rate of binaries with one or both components between $3\text{--}5 M_{\odot}$. The solid curves show the results from the BINNED GAUSSIAN PROCESS analysis and the dashed curves show the results from the POWER LAW + DIP + BREAK analysis. Both models analyze the full black hole and neutron star mass distribution. The teal and grey curves show the analysis results with and without GW230529, respectively.

mass scales and therefore may support more asymmetric mass ratios at lower masses. Regardless of the mass ratio distribution assumptions made by each model, we find that the inclusion of GW230529 provides further evidence that the $\sim 3\text{--}5 M_{\odot}$ region is not completely empty.

GW230529 is consistent with the population inferred from previously observed CBCs candidates. In Figure 6, we show the population distributions of the full black hole and neutron star mass spectrum for the primary component of compact binary mergers using the BINNED GAUSSIAN PROCESS (top panel) and POWER LAW + DIP + BREAK (bottom panel) population models. We qualitatively see that GW230529 is not an outlier with respect to the masses of previously-observed compact object binaries because the inclusion of GW230529 in the population does not significantly alter the full-population posterior constraints. This differs from the detection of GW190814, which was an outlier with respect to the rest of the observed BBH population at the time due to its small secondary mass (Essick et al. 2022). The observation of GW190814 strongly suggested the region between the masses of neutron stars and black holes was populated (Abbott et al. 2023b), a conclusion that is strengthened with the detection of GW230529 (even though it is not an outlier).

The component masses inferred for GW230529 differ across differing population-informed priors. In Figure 7,

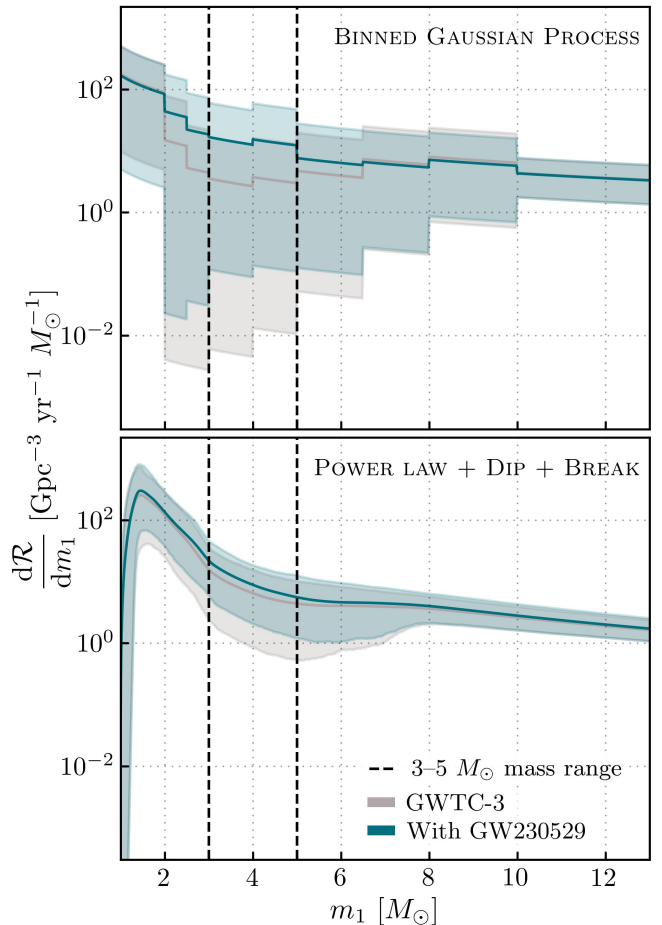


Figure 6. The differential binary merger rate as a function of the mass of the primary component using the BINNED GAUSSIAN PROCESS model (top panel) and the POWER LAW + DIP + BREAK model (bottom panel) for the full compact binary population (solid curves: mean; shaded regions: 90% credible interval) with (teal) and without (grey) GW230529.

we show the mass and spin posteriors obtained using priors informed by each of the population models considered in this work. The priors informed by the NSBH-POP model prefer unequal mass ratios and small black hole spins; they suppress the extended posterior tail out to equal masses and anti-aligned spins. The BINNED GAUSSIAN PROCESS model also pulls the posteriors to more asymmetric mass ratios and has less support for anti-aligned spins. As shown in the top panel of Figure 6, the merger rate density inferred using the BINNED GAUSSIAN PROCESS model is nearly flat across the region of parameter space covered by GW230529, meaning that the priors informed by this population model have less of an impact on the shape of the posterior compared to the parameterized models considered. Unlike the NSBH-POP model, the POWER LAW + DIP + BREAK model has a sharp drop in the merger rate above

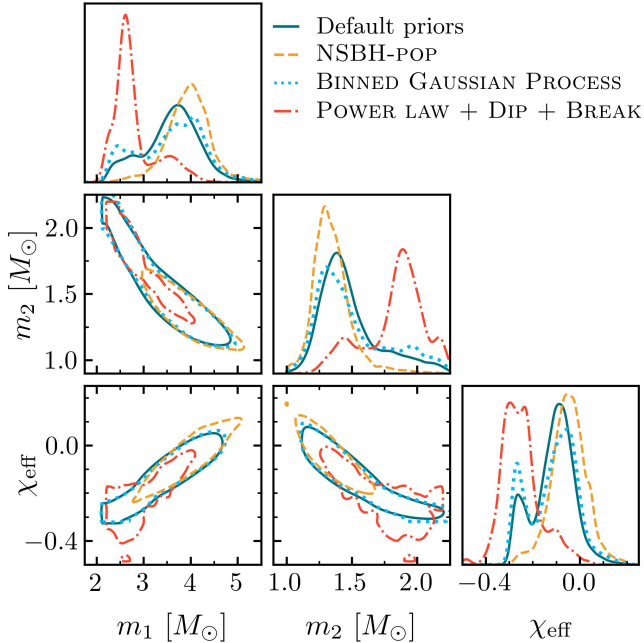


Figure 7. Posterior distributions of GW230529 under various prior assumptions. The solid teal curve shows the posterior distributions using the default high-spin priors described in Appendix D. The various dashed and dotted curves show posteriors obtained using population priors based on the NSBH-POP model (orange), BINNED GAUSSIAN PROCESS (blue) and POWER LAW + DIP + BREAK (red) models.

$3 M_{\odot}$. This sharp feature results in the posterior on the primary component being pulled below $3 M_{\odot}$ as well as the posterior on the secondary being pulled to higher masses. The BINNED GAUSSIAN PROCESS model has a similar feature, although it is closer to $2 M_{\odot}$ and therefore too low to significantly affect the mass estimates for this system. The POWER LAW + DIP + BREAK model also assumes the same preference for equal-mass systems across the entire mass spectrum, and thus, given that the majority of the CBC population is consistent with symmetric mass ratios, infers that the GW230529 binary components are more similar in mass. The combination of the drop in the differential merger rate and the preference for symmetric mass ratios increases the support for more extreme spins oriented in the hemisphere opposite the orbital angular momentum. From these models we find that the binary source of GW230529 either has asymmetric components with low values of χ_{eff} , or has components that are similar in mass with $\chi_{\text{eff}} \sim -0.3$. These results highlight that the choice of prior has a significant impact on the inferred masses and spins of the GW230529 source, and hence the inferred nature of the binary components. We assess the nature of the components further in Section 6. More details on the population prior reweighting are given in Appendix H.4.

6. NATURE OF THE COMPACT OBJECTS IN THE GW230529 BINARY

Without clear evidence for or against tidal effects in the signal, the physical nature of the compact objects in the GW230529 source binary can be assessed by comparing the measured masses and spins of each component with the maximum masses and spins of neutron stars allowed by previous observational data. However, statistical uncertainties in component masses make it especially difficult to determine whether compact objects with masses between ~ 2.5 – $5 M_{\odot}$ are consistent with being black holes or neutron stars (Hannam et al. 2013; Littenberg et al. 2015). Nevertheless, we assess the nature of the source components by marginalizing over our uncertainties in the masses and spins of GW230529, in the population of merging binaries, and in the supranuclear EoS, to compute the posterior probability that each component had a mass and spin less than the maximum mass and spin supported by the EoS. We follow the procedure introduced in the context of GW190814 (Abbott et al. 2020c; Essick & Landry 2020), which relied on only the maximum neutron star mass, and has subsequently been extended to include the effects of spin (Abbott et al. 2020c, 2021a, 2023b). Our analysis provides only an upper limit on the probability that an object is a neutron star, as it assumes that all objects consistent with the maximum mass and spin of a neutron star are indeed neutron stars (Essick & Landry 2020).

To assess the nature of the component masses of the GW230529 source, we consider two versions of an astrophysically-agnostic population model that is uniform in source-frame component masses and spin magnitudes and isotropic in spin orientations: one with component spin magnitudes $\chi_i \equiv |\chi_i|$ that are allowed to be large ($\chi_1, \chi_2 \leq 0.99$) and one where they are restricted *a priori* to be small ($\chi_1, \chi_2 \leq 0.05$). We also consider the POWER LAW + DIP + BREAK population model (see Appendix H.2) fit to the GW candidates from GWTC-3 (Abbott et al. 2023a); including GW230529 in the population model does not significantly affect the results. For each population, we marginalize over the uncertainty in the maximum neutron star mass conditioned on the existence of massive pulsars and previous GW observations (Landry et al. 2020) using a flexible Gaussian process (GP) representation of the EoS (Landry & Essick 2019; Essick et al. 2020b). More information on the EoS choices can be found in Appendix I.

Table 3 reports the probability that each component of the merger is consistent with a neutron star. In general, we find that the secondary is almost certainly consistent with a neutron star, and the primary is most

Table 3. Probabilistic source classification based on consistency of component masses with the maximum neutron star mass and spin. All estimates marginalize over uncertainty in the masses, spins, and redshift of the source as well as uncertainty in the astrophysical population and the EoS. We consider three population models: two distributions that use astrophysically-agnostic priors and consider either large spins ($\chi_1, \chi_2 \leq 0.99$) or small spins ($\chi_1, \chi_2 \leq 0.05$), and a population prior using the POWER LAW + DIP + BREAK model fit with only the events from GWTC-3 (Abbott et al. 2023b). We use an EoS posterior conditioned on massive pulsars and GW observations (Landry et al. 2020). All errors approximate 90% uncertainty from the finite number of Monte Carlo samples used with the exception of the low-spin results for which we only place an upper or lower bound.

	$\chi_1, \chi_2 \leq 0.99$	$\chi_1, \chi_2 \leq 0.05$	POWER LAW + DIP + BREAK
$P(m_1 \text{ is NS})$	$(2.9 \pm 0.4)\%$	$< 0.1\%$	$(8.8 \pm 2.8)\%$
$P(m_2 \text{ is NS})$	$(96.1 \pm 0.4)\%$	$> 99.9\%$	$(98.4 \pm 1.3)\%$

probably a black hole. However, when incorporating information from the POWER LAW + DIP + BREAK population model, we find that there is a ~ 1 in 10 chance that the primary is consistent with a neutron star. If we further relax the fixed spin assumptions implicit within the POWER LAW + DIP + BREAK model for objects with masses $\leq 2.5 M_\odot$ from $\chi_i \leq 0.4$ to $\chi_i \leq 0.99$ (see Appendix H.2), we can find probabilities as high as $P(m_1 \text{ is NS}) = (27.3 \pm 3.8)\%$. This ambiguity is similar to the secondary component of GW190814 ($2.50 \leq m_2/M_\odot \leq 2.67$), which is consistent with a neutron star if it was rapidly spinning (e.g., Essick & Landry 2020; Abbott et al. 2020c; Most et al. 2020a).

The differences observed between population models primarily reflect the uncertainty in the mass ratio and spins of the GW230529 source. For example, incorporating the POWER LAW + DIP + BREAK population model as a prior updates the posterior for m_1 from $3.6^{+0.8}_{-1.2} M_\odot$ to $2.7^{+0.9}_{-0.4} M_\odot$. Additional observations of compact objects in or near the lower mass gap may clarify the composition of GW230529 by further constraining the exact shape of the distribution of compact objects below $\sim 5 M_\odot$ or the supranuclear EoS.

7. IMPLICATIONS FOR MULTIMESSENGER ASTROPHYSICS

In NSBH mergers, the neutron star can either plunge directly into the black hole or be tidally disrupted by its gravitational field. Tidal disruption would leave some remnant baryonic material outside the black hole that could potentially power a range of EM counterparts including a kilonova (Lattimer & Schramm 1974; Li & Paczynski 1998; Tanaka & Hotokezaka 2013; Tanaka et al. 2014; Fernández et al. 2017; Kawaguchi et al. 2016) or a gamma-ray burst (Mochkovitch et al. 1993; Janka et al. 1999; Paschalidis et al. 2015; Shapiro 2017; Ruiz et al. 2018). The conditions for tidal disruption are determined by the mass ratio of the binary, the compo-

nent of the black hole spin aligned with the orbital angular momentum, and the compactness of the neutron star (Pannarale et al. 2011; Foucart 2012; Foucart et al. 2018; Krüger & Foucart 2020). While the disruption probability of the neutron star in GW230529 can be inferred based on the binary parameters, we are unlikely to directly observe the disruption in the GW signal without next-generation observatories (Clarke et al. 2023).

We use the ensemble of fitting formulae collected in Biscoveanu et al. (2022) including the spin-dependent properties of neutron stars (Foucart et al. 2018; Cipolletta et al. 2015; Breu & Rezzolla 2016; Most et al. 2020b) to constrain the remnant baryon mass outside the final black hole following GW230529, assuming it was produced by a NSBH merger. We additionally marginalize over the uncertainty in the GP-EoS results obtained using the method introduced in Section 6 (Legred et al. 2021, 2022). Using the high-spin combined posterior samples obtained with default priors, we find a probability of neutron star tidal disruption of 0.1, corresponding to an upper limit on the remnant baryon mass produced in the merger of $0.052 M_\odot$ at 99% credibility. The low-secondary-spin priors ($\chi_2 < 0.05$) yield a tidal disruption probability and remnant baryon mass upper limit of 0.042 and $0.011 M_\odot$, respectively. A rapidly spinning neutron star is less compact than a slowly spinning neutron star of the same gravitational mass under the same EoS. This decrease in compactness leads to a larger disruption probability and a larger remnant baryon mass following the merger, explaining the trend we see when comparing the results obtained under the low-secondary- and high-spin priors. The source binary of GW230529 is the most probable of the confident NSBHs reported by the LVK to have undergone tidal disruption because of the increased symmetry in its component masses. However, the exact value of the tidal disruption probability and the remnant baryon mass for this system are prior-dependent.

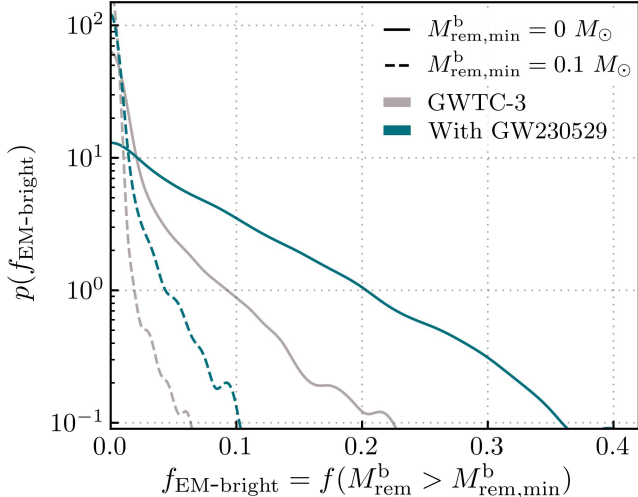


Figure 8. Posterior on the fraction of NSBH systems detected with GWs that may be EM bright, $f_{\text{EM-bright}}$, depending on the threshold remnant mass required to power a counterpart, $f(M_{\text{rem}}^{\text{b}} > M_{\text{rem,min}}^{\text{b}})$. The solid and dashed curves represent different values of the minimum remnant mass $M_{\text{rem,min}}^{\text{b}}$. The teal and grey curves show the analysis results with and without GW230529, respectively.

We can also gauge how the inclusion of GW230529 impacts estimates of the fraction of NSBH systems detected in GWs that may be accompanied by an EM counterpart, $f_{\text{EM-bright}}$. Using the mass and spin distributions inferred under the NSBH-POP population model described in Section 5, we find a 90% credible upper limit on the fraction of NSBH mergers that may be EM-bright of $f_{\text{EM-bright}} \leq 0.18$ when including GW230529, an increase relative to $f_{\text{EM-bright}} \leq 0.06$ obtained when excluding GW230529 from the analysis. These estimates assume that any remnant baryon mass $M_{\text{rem,min}}^{\text{b}} \geq 0$ could power a counterpart, although the actual threshold value is astrophysically uncertain. Figure 8 shows the posterior for $f_{\text{EM-bright}}$ with and without the inclusion of GW230529. While the exact value of $f_{\text{EM-bright}}$ depends on the assumed population model, the increase in $f_{\text{EM-bright}}$ for NSBHs upon the inclusion of GW230529 in the population is robust against modeling assumptions.

Using these updated multimessenger prospects, we can infer the contribution of NSBH mergers to the production of heavy elements (Biscoveanu et al. 2022) and the generation of gamma-ray bursts (Biscoveanu et al. 2023). Assuming that all remnant baryon mass produced in NSBH mergers is enriched in heavy elements via r -process nucleosynthesis (Lattimer & Schramm 1974, 1976), we infer that NSBH mergers contribute at most $1.1 M_{\odot} \text{ Gpc}^{-3} \text{ yr}^{-1}$ to the production of heavy elements and that the rate of gamma-ray bursts with

NSBH progenitors is at most $23 \text{ Gpc}^{-3} \text{ yr}^{-1}$ at 90% credibility. This likely represents a small fraction of all short gamma-ray bursts, for which astrophysical beaming-corrected rate estimates range from $\mathcal{O}(10 - 1000) \text{ Gpc}^{-3} \text{ yr}^{-1}$ (Mandel & Broekgaarden 2022), and of the total r -process material produced by compact-object mergers (Côté et al. 2018; Chen et al. 2021b).

No significant counterpart candidates have been reported for GW230529 (IceCube Collaboration 2023; Karambelkar et al. 2023; Lipunov et al. 2023; Longo et al. 2023; Lesage et al. 2023; Savchenko et al. 2023; Sugita et al. 2023a,b; Waratkar et al. 2023). This is unsurprising given that it was only observed by a single detector and hence was poorly localized on the sky.

8. ASTROPHYSICAL IMPLICATIONS

Since the late 1990s, there have been claims about the existence of a mass gap between the maximum neutron star mass and the minimum black hole mass ($\sim 3\text{--}5 M_{\odot}$) based on dynamical mass measurements of Galactic X-ray binaries (Bailyn et al. 1998; Özel et al. 2010; Farr et al. 2011b). The lower edge of this purported mass gap depends on the maximum possible mass with which a neutron star can form in a supernova explosion, which cannot exceed the maximum allowed neutron star mass given by the EoS. Some EoSs support masses up to $\sim 3 M_{\odot}$ for nonrotating neutron stars (Mueller & Serot 1996; Godzieba et al. 2021) and even larger masses for rotating neutron stars (Friedman & Ipser 1987; Cook et al. 1994), although such large values are disfavored by the tidal deformability inferred for GW170817 (Abbott et al. 2019b) and Galactic observations (Alsing et al. 2018; Farr & Chatziioannou 2020). The upper edge and extent of the mass gap depend on the minimum black hole mass that can form from stellar core collapse. However, it remains an open question whether observational or evolutionary selection effects inherent to the detection of Galactic X-ray binaries can lead to the observed gap in compact object masses (Fryer & Kalogera 2001; Kreidberg et al. 2012; Siegel et al. 2023).

In recent years, new EM observations have unveiled a few candidates in the $\sim 3 M_{\odot}$ region, mostly from non-interacting binary systems (Thompson et al. 2019; van den Heuvel & Tauris 2020; Thompson et al. 2020b) and radio surveys for pulsar binary systems (Barr et al. 2024). Microlensing surveys do not support the existence of a mass gap but cannot exclude it either (Wyrzykowski et al. 2016; Wyrzykowski & Mandel 2020). The LVK has already observed one component of a merger whose mass falls between the most massive neutron stars and least massive black holes observed in the Galaxy: the secondary component of

GW190814 ($2.5\text{--}2.7 M_{\odot}$ at the 90% credible level; Abbott et al. 2020c, 2024b). The secondary components of the GW200210_092254 and GW190917_114630 source binaries also have support in the lower mass gap (Abbott et al. 2024b, 2023a), although their mass estimates are also consistent with a high-mass neutron star. Unlike GW230529, the primary components of all three of these binaries can be confidently identified as black holes. Overall, the existence of a mass gap between the most massive neutron stars and least massive black holes still stands as an open question in astrophysics.

GW230529 is the first compact binary with a primary component that has a high probability of residing in the lower mass gap. Hence, GW230529 reinforces the conclusion that the $3\text{--}5 M_{\odot}$ range is not completely empty (see Figure 5 in Section 5). However, the $3\text{--}5 M_{\odot}$ range may still be less populated than the surrounding regions of the mass spectrum. This conclusion is consistent with previous population analyses and rate estimates based on GWTC-3 (Abbott et al. 2023b).

The formation of GW230529 raises a number of questions. Given our current understanding of core collapse in massive stars (O’Connor & Ott 2011; Janka 2012; Ertl et al. 2020), it is unlikely that the primary component formed via direct collapse because of its low mass, although stochasticity in the physical mechanisms that determine remnant mass may populate the low-mass end of the black hole mass spectrum (Mandel & Müller 2020; Antoniadis et al. 2022). Formation by fallback is a viable scenario: recent numerical models of core-collapse supernovae suggest that the formation of $3\text{--}6 M_{\odot}$ black holes via substantial fallback is rare but still possible (e.g., Sukhbold et al. 2016; Ertl et al. 2020; Vigna-Gómez et al. 2021). One-dimensional hydrodynamical simulations of core collapse adopting pure helium star models predict that there is no empty gap, only a less populated region between $3\text{--}5 M_{\odot}$, with the lowest mass of black holes produced by prompt implosions starting at $\approx 6 M_{\odot}$ (Ertl et al. 2020). Another relevant parameter is the timescale for instability growth and launch of the core-collapse supernova; if this is long enough ($\gtrsim 200$ ms), the proto-neutron star might accrete enough mass before the explosion to become a mass-gap object (Fryer & Kalogera 2001; Fryer et al. 2012). Compact binary population synthesis models that allow for longer instability growth timescales naturally produce merging NSBH systems with the primary component in the lower mass gap (Belczynski et al. 2012; Chattopadhyay et al. 2021; Zevin et al. 2020; Broekgaarden et al. 2021; Olejak et al. 2022). It may also be possible to form mass-gap objects through accretion onto a neutron star. If the first-born neutron star in

the binary accretes enough material prior to the formation of the second-born compact object, it can trigger an accretion-induced collapse into a black hole, yielding a mass-gap object (Siegel et al. 2023). This scenario may be aided by super-Eddington accretion onto the first-born neutron star, which has been proposed to explain NSBHs with mass-gap black holes like the source of GW230529 (Zhu et al. 2023). Considering the large number of uncertainties about the outcome of core-collapse supernovae (e.g., Burrows & Vartanyan 2021), the primary mass of GW230529 provides a piece of evidence to inform and constrain future models. Overall, astrophysical models in the past have preferentially adopted prescriptions that enforce the presence of a lower-mass gap (e.g., Fryer et al. 2012), and the inferred rate of GW230529-like systems urges a change of paradigm in such model assumptions.

Alternatively, the primary component of GW230529 might be the result of the merger of two neutron stars. For instance, the 90% credible intervals for the remnant mass of GW190425 and the primary mass of GW230529 overlap (Abbott et al. 2020a). This may hint at a scenario where the primary component could either be the member of a former triple or quadruple system (Fragione et al. 2020; Lu et al. 2021; Vynatheya & Hamers 2022; Gayathri et al. 2023), or the result of a dynamical capture in a star cluster (Clausen et al. 2013; Gupta et al. 2020; Rastello et al. 2020; Arca Sedda 2020, 2021) or AGN disk (Tagawa et al. 2021; Yang et al. 2020). This scenario was proposed for the formation of a compact object discovered in a binary with a pulsar in the globular cluster NGC 1851, which is measured to have a mass of $2.09\text{--}2.71 M_{\odot}$ at 95% confidence (Barr et al. 2024). However, dynamically-induced BNS mergers are predicted to be rare in dense stellar environments ($\mathcal{O}(10^{-2}) \text{ Gpc}^{-3} \text{ yr}^{-1}$; e.g., Ye et al. 2020; Samsing & Hotokezaka 2021). Thus, the rate of mergers between a BNS merger remnant and a neutron star may be at least several orders of magnitude lower than the rate we infer for GW230529-like mergers, making this scenario improbable.

Non-stellar-origin black hole formation scenarios such as primordial black holes (e.g., Clesse & Garcia-Bellido 2022) remain a possibility. However, there are significant uncertainties in the predicted mass spectrum and merger rate of primordial black hole binaries, thus making it difficult to attribute a primordial origin to compact objects that have masses consistent with predictions from massive-star core collapse. Furthermore, results from microlensing surveys indicate that primordial black hole mergers cannot be a dominant source of GWs in the local universe (Mroz et al. 2024).

It has also been suggested that mergers apparently involving mass-gap objects could instead be gravitationally lensed BNSs (Bianconi et al. 2023; Magare et al. 2023), with the lensing magnification making them appear heavier and closer (Wang et al. 1996; Dai et al. 2017; Hannuksela et al. 2019). This scenario is difficult to explicitly test in the absence of tidal information (Pang et al. 2020) or EM counterparts (Bianconi et al. 2023), but the expected relative rate of strong lensing is low at current detector sensitivities (Smith et al. 2023; Magare et al. 2023; Abbott et al. 2023c).

Finally, we also find mild support for the possibility that the primary component is a neutron star rather than a black hole when considering the population-based POWER LAW + DIP + BREAK prior that incorporates the potential presence of a gap at low black hole masses. In this case, GW230529 would be the most massive neutron star binary yet observed, with both components $\gtrsim 2.0 M_{\odot}$, and have non-zero spins that are anti-aligned with the orbital angular momentum. The effective inspiral spin of the BNSs in this scenario would differ significantly from BNS sources previously observed in GWs (Abbott et al. 2017a, 2020a) as well as those inferred for Galactic BNSs if they were to merge (Zhu et al. 2018). Spins oriented in the hemisphere opposite the binary orbital angular momentum could be the result of supernova natal kicks (Kalogera 2000; Farr et al. 2011a; O’Shaughnessy et al. 2017; Chan et al. 2020) or spin-axis tossing (Tauris 2022) at birth. For example, one of the neutron stars in the binary pulsar system J0737–3039 is significantly misaligned with respect to both the spin of its companion and the orbital angular momentum of the binary system, which may require off-axis kicks (Farr et al. 2011a). Alternatively, isotropically-oriented component spins that result from random pairing in dynamical environments could lead to the significant spin misalignment (e.g., Rodriguez et al. 2016).

9. SUMMARY

GW230529 is a GW signal from the coalescence of a 2.5–4.5 M_{\odot} compact object and a compact object consistent with neutron star masses. The more massive component in the merger provides evidence that compact objects in the hypothesized lower mass gap exist in merging binaries. Based on mass estimates of the two components in the merger and current constraints on the supranuclear EoS, we find the most probable interpretation of the GW230529 source to be a NSBH coalescence. In this scenario, the source binary of GW230529 is the most symmetric-mass NSBH merger yet observed, and the primary component of the merger is the lowest-mass primary black hole (BH) observed in GWs to

date. Because NSBHs with more symmetric masses are more susceptible to tidal disruption, the observation of GW230529 implies that more NSBHs than previously inferred may produce EM counterparts. However, we cannot rule out the contrasting scenario that the source of GW230529 consisted of two neutron stars rather than a neutron star and a black hole. In this case, the source of GW230529 would be the only BNS coalescence observed to have strong support for non-zero and anti-aligned spins, as well as the highest-mass BNSs system observed to date. Regardless of the true nature of the GW230529 source, it is a novel addition to the growing population of CBCs observed via their GW emission and highlights the importance of continued exploration of the CBC parameter space in O4 and beyond.

Strain data containing the signal from the LIGO Livingston observatory is available from the Gravitational Wave Open Science Center.¹ Specifically, we release the L1:GDS-CALIB-STRAIN-CLEAN_AR channel, where the textttAR designation means the strain data is analysis ready; this strain channel was also released at the end of O3. Samples from the posterior distributions of the source parameters, hyperposterior distributions from population analyses, and notebooks for reproducing all results and figures in this paper are available on Zenodo (Abbott et al. 2024a). The software packages used in our analyses are open-source.

This material is based upon work supported by NSF’s LIGO Laboratory which is a major facility fully funded by the National Science Foundation. The authors also gratefully acknowledge the support of the Science and Technology Facilities Council (STFC) of the United Kingdom, the Max-Planck-Society (MPS), and the State of Niedersachsen/Germany for support of the construction of Advanced LIGO and construction and operation of the GEO 600 detector. Additional support for Advanced LIGO was provided by the Australian Research Council. The authors gratefully acknowledge the Italian Istituto Nazionale di Fisica Nucleare (INFN), the French Centre National de la Recherche Scientifique (CNRS) and the Netherlands Organization for Scientific Research (NWO), for the construction and operation of the Virgo detector and the creation and support of the EGO consortium. The authors also gratefully acknowledge research support from these agencies as well as by the Council of Scientific and Industrial Research of India, the Department of Science and Technology, India, the Science & Engineering Research Board (SERB), India, the Ministry of Human Resource Development, In-

¹ <https://doi.org/10.7935/6k89-7q62>

dia, the Spanish Agencia Estatal de Investigación (AEI), the Spanish Ministerio de Ciencia, Innovación y Universidades, the European Union NextGenerationEU/PRTR (PRTR-C17.I1), the Comunitat Autònoma de les Illes Balears through the Direcció General de Recerca, Innovació i Transformació Digital with funds from the Tourist Stay Tax Law ITS 2017-006, the Conselleria d’Economia, Hisenda i Innovació, the FEDER Operational Program 2021-2027 of the Balearic Islands, the Conselleria d’Innovació, Universitats, Ciència i Societat Digital de la Generalitat Valenciana and the CERCA Programme Generalitat de Catalunya, Spain, the National Science Centre of Poland and the European Union – European Regional Development Fund; Foundation for Polish Science (FNP), the Polish Ministry of Science and Higher Education, the Swiss National Science Foundation (SNSF), the Russian Science Foundation, the European Commission, the European Social Funds (ESF), the European Regional Development Funds (ERDF), the Royal Society, the Scottish Funding Council, the Scottish Universities Physics Alliance, the Hungarian Scientific Research Fund (OTKA), the French Lyon Institute of Origins (LIO), the Belgian Fonds de la Recherche Scientifique (FRS-FNRS), Actions de Recherche Concertées (ARC) and Fonds Wetenschappelijk Onderzoek – Vlaanderen (FWO), Belgium, the Paris Île-de-France Region, the National Research, Development and Innovation Office Hungary (NKFIH), the National Research Foundation of Korea, the Natural Science and Engineering Research Council Canada, Canadian Foundation for Innovation (CFI), the Brazilian Ministry of Science, Technology, and Innovations, the International Center for Theoretical Physics South American Institute for Fundamental Research (ICTP-SAIFR), the Research Grants Council of Hong Kong, the National Natural Science Foundation of China (NSFC), the Leverhulme Trust, the Research Corporation, the National Science and Technology Council (NSTC), Taiwan, the United States Department of Energy, and the Kavli Foundation. The authors gratefully acknowledge the support of the NSF, STFC, INFN and CNRS for provision of computational resources. This work was supported by MEXT, JSPS Leading-edge Research Infrastructure Program, JSPS Grant-in-Aid for Specially Promoted Research 26000005, JSPS Grant-in-Aid for Scientific Research on Innovative Areas 2905: JP17H06358, JP17H06361 and JP17H06364, JSPS Core-to-Core Program A. Advanced Research Networks, JSPS Grant-in-Aid for Scientific Research (S) 17H06133 and 20H05639, JSPS Grant-in-Aid for Transformative Research Areas (A) 20A203: JP20H05854, the joint research program of the Institute for Cosmic Ray Research, University of

Tokyo, National Research Foundation (NRF), Computing Infrastructure Project of Global Science experimental Data hub Center (GSDC) at KISTI, Korea Astronomy and Space Science Institute (KASI), and Ministry of Science and ICT (MSIT) in Korea, Academia Sinica (AS), AS Grid Center (ASGC) and the National Science and Technology Council (NSTC) in Taiwan under grants including the Rising Star Program and Science Vanguard Research Program, Advanced Technology Center (ATC) of NAOJ, and Mechanical Engineering Center of KEK.

Software: Calibration of the LIGO strain data was performed with GSTLAL-based calibration software pipeline (Viets et al. 2018). Data-quality products and event-validation results were computed using the DMT (Zweizig, J. 2006), DQR (LIGO Scientific Collaboration and Virgo Collaboration 2018), DQSEGDB (Fisher et al. 2021), gwdetach (Urban et al. 2021), hveto (Smith et al. 2011), idQ (Essick et al. 2020a), Omicron (Robinet et al. 2020) and PythonVirgoTools (Virgo Collaboration 2021) software packages and contributing software tools. Analyses in this catalog relied upon software from the LVK Algorithm Library Suite (LIGO Scientific, Virgo, and KAGRA Collaboration 2018). The detection of the signals and subsequent significance evaluations were performed with the GSTLAL-based inspiral software pipeline (Messick et al. 2017; Sachdev et al. 2019; Hanna et al. 2020; Cannon et al. 2021), with the MBTA pipeline (Adams et al. 2016; Aubin et al. 2021), and with the PYCBC (Usman et al. 2016; Nitz et al. 2017; Davies et al. 2020) packages. Estimates of the noise spectra and glitch models were obtained using BAYESWAVE (Cornish & Littenberg 2015; Littenberg et al. 2016; Cornish et al. 2021). Low-latency source localization was performed using BAYESTAR (Singer & Price 2016). Source-parameter estimation was primarily performed with the BILBY and PARALLEL BILBY libraries (Ashton et al. 2019; Smith et al. 2020; Romero-Shaw et al. 2020) using the DYNesty nested sampling package (Speagle 2020). SEOBNRv5PHM waveforms used in parameter estimation were generated using pySEOBNR (Mihaylov et al. 2023). FTI and TIGER waveforms used for testing general relativity were generated using BILBY TGR (Ashton et al. 2024). PESUMMARY was used to postprocess and collate parameter-estimation results (Hoy & Raymond 2021). The various stages of the parameter-estimation analysis were managed with the ASIMOV library (Williams et al. 2023). Plots were prepared with MATPLOTLIB (Hunter 2007), SEABORN (Waskom 2021) and GWPY (Macleod et al. 2021). NUMPY (Harris et al.

2020) and SCIPY (Virtanen et al. 2020) were used for analyses in the manuscript.

APPENDIX

A. UPGRADES TO THE DETECTOR NETWORK FOR O4

The Advanced LIGO, Advanced Virgo, and KAGRA detectors have all undergone a series of upgrades to improve the network sensitivity in preparation for O4. In this section, we focus on upgrades made to the LIGO Livingston observatory as it was the only detector to observe GW230529; similar upgrades were made at LIGO Hanford. Some of these improvements are a part of the Advanced LIGO Plus (A+) detector upgrades (Abbott et al. 2020b).

The principal commissioning work done in preparation for O4 was to enhance the optics systems in the detector. The pre-stabilized laser was redesigned for O4 with amplifiers allowing input power up to 125 W (Bode et al. 2020; Cahillane & Mansell 2022). LIGO Livingston operated at 63 W in O4a. Both end test masses at LIGO Livingston were replaced because their mirror coatings contained small, point-like absorbers that limited detector sensitivity by degrading the power-recycling gain (Brooks et al. 2021). For O4, frequency-dependent squeezing was implemented with the addition of a 300 m filter cavity to rotate the squeezed vacuum quadrature across the bandwidth of the detector (Dwyer et al. 2022; McCuller et al. 2020). With frequency-dependent squeezing, uncertainty is reduced in both the amplitude and phase quadratures, allowing for a broadband reduction in quantum noise (Ganapathy et al. 2023). Squeezing was implemented independently of frequency in O3, which only reduced the quantum noise at high frequencies (Tse et al. 2019).

Other commissioning work was done to improve data quality and reduce noise at low frequencies. For O4, scattered light noise was mitigated by removing some problematic scattering surfaces, and improving the resonant damping of other scatterers (Soni et al. 2020; Davis et al. 2021). Low-frequency technical noise (i.e., noise that is not intrinsic to the detector design, but can limit the detector sensitivity and performance) was reduced with the commissioning of feedback control loops, noise subtraction, and better electronics. Overall, the upgrades made during the commissioning period for O4 led to a broadband reduction in noise and improvement in detector sensitivity and performance.

B. DETECTION TIMELINE AND CIRCULARS

The LVK issues low-latency alerts to facilitate prompt follow-up of GW candidates (Chaudhary et al. 2023). GW230529 was initially identified in a low-latency search using data from the LIGO Livingston observatory. The candidate was given the name S230529ay in the Gravitational-Wave Candidate Event Database (GRACEDB).²

After the detection of GW230529, an initial notice was sent out to astronomers through NASA’s General Coordinates Network (GCN) (LIGO Scientific, Virgo, and KAGRA Collaboration 2023a). The sky localization computed in low latency by BAYESTAR (Singer & Price 2016; Singer et al. 2016) had a 90% credible area of $\approx 24200 \text{ deg}^2$; the large credible area was due to GW230529 only being observed by a single detector. The initial alert also included low-latency estimates of the mass-based source classification (BNS, BBH, and NSBH) produced by the PYCBC pipeline (Villa-Ortega et al. 2022). Additional estimates that the source binary of GW230529 contained at least one neutron star, contained at least one compact object in the lower mass gap $3\text{--}5 M_{\odot}$, and had neutron-star matter ejected outside the final compact object were produced by a machine learning method trained to infer source properties from the search pipeline results (Chatterjee et al. 2020). The estimated probability that the source binary of GW230529 included at least one neutron star was $> 99.9\%$.

Low-latency parameter estimation was performed with BILBY (Ashton et al. 2019; Romero-Shaw et al. 2020) and used to produce an updated sky localization and estimates of source properties sent out in another alert (LIGO Scientific, Virgo, and KAGRA Collaboration 2023b). The updated sky localization had a 90% credible area of $\approx 25600 \text{ deg}^2$. The updated estimate of source properties led to a slight decrease in the probability that the source binary included at least one neutron star, which was updated to 98.5%.

² <https://gracedb.ligo.org/>

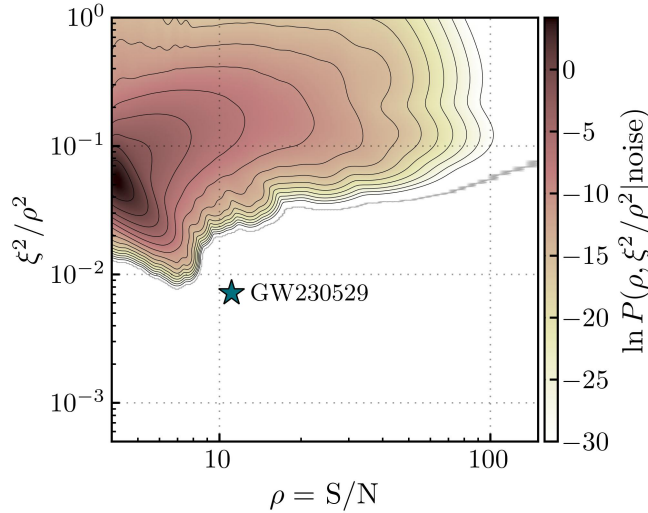


Figure 9. The noise background for the LIGO Livingston observatory collected by the GSTLAL pipeline in offline mode, with the S/N- ξ^2 values of GW230529 overlaid. The test statistic ξ^2 measures signal consistency. The background is collected from templates that are part of the same bin as the template that recovered GW230529, and is consequently the background used to rank GW230529 and calculate its significance. The background distribution has effectively no support at the position of GW230529. The colorbar represents the probability of producing a certain S/N and ξ^2 from noise triggers.

C. QUANTIFYING SIGNIFICANCE FOR A SINGLE-DETECTOR CANDIDATE EVENT

Each search pipeline has its own method for calculating the FAR of a single-detector GW candidate. In this section we will summarize these methods.

C.1. GSTLAL

The GSTLAL pipeline assigns a likelihood ratio to all of its candidate signals as the ranking statistic to estimate their significance. The likelihood ratio is the ratio of the probability of obtaining the candidate under the signal hypothesis to the probability of obtaining the candidate under the noise hypothesis. The latter probability is largely calculated by collecting S/N and ξ^2 statistics of noise triggers during the analysis, where ξ^2 is a signal consistency test statistic (Messick et al. 2017). Similar templates in the template bank are grouped together on the basis of the post-Newtonian (PN) expansion of their waveforms (Morisaki & Raymond 2020; Sakon et al. 2024). Each template bin collects its own S/N and ξ^2 statistics, which get used to rank candidates recovered by templates in that bin. Further details about the calculation of the probability of obtaining the candidate under the noise hypothesis, as well as the GSTLAL likelihood ratio in general can be found in Tsukada et al. (2023). The S/N- ξ^2 statistics collected from noise triggers from the same template bin as GW230529 with GW230529 superimposed are shown in Figure 9. GW230529 clearly stands out from the background, and there are no noise triggers at its position in S/N- ξ^2 space.

Since non-stationary noise transients known as glitches (Nuttall 2018) are not expected to be correlated across detectors, single-detector GW candidates, whether during times when a single or multiple detectors are observing, are more likely to be glitches as compared to coincident GW candidates. To account for this, the GSTLAL pipeline downweights the logarithm of the likelihood ratio of single-detector candidates by subtracting an empirically-tuned factor of 13, which is optimized to maximize the recovery of candidates with an astrophysical origin while minimizing the recovery of glitches (Abbott et al. 2020a). The FAR of the GSTLAL pipeline for GW230529 quoted in Table 1 is calculated after the application of this penalty.

Finally, the FAR for a candidate in the search is computed by comparing its likelihood ratio to the likelihood ratios of noise triggers not found in coincidence, after accounting for the live-time of the analysis. These noise triggers not found in coincidence allow the pipeline to extrapolate the background distribution of likelihood ratios to large values, enabling the inverse FAR of a candidate to be greater than the duration of the analysis. While in the low-latency mode, the GSTLAL FAR calculation uses the background from the start of the analysis period until the time of the candidate. In contrast, for its offline analysis, the GSTLAL pipeline uses background collected from the full analysis period including the entirety of O4a to rank candidates. This differs from the other search pipelines presented in this work which only use background from the first two weeks of O4a for their offline search results presented here.

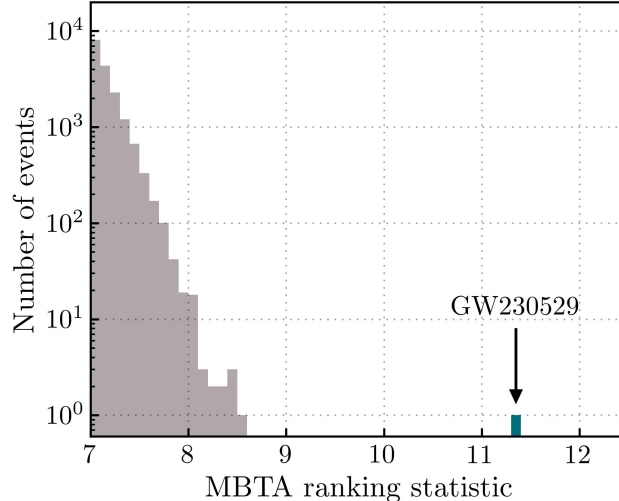


Figure 10. Ranking statistic distribution of MBTA single-detector triggers in the LIGO Livingston observatory during the first two weeks of O4, excluding significant public alerts aside from GW230529.

The GSTLAL offline analysis was performed using the same template bank as the online analysis (Sakon et al. 2024; Ewing et al. 2023). Details are liable to change for future offline GSTLAL analyses in O4a. However, for such a significant candidate as GW230529, we do not expect these changes to impact its interpretation as highly likely being of astrophysical origin.

C.2. MBTA

The MBTA single-detector candidate search for O4a focuses on a subset of the full MBTA parameter space. The goal is to focus on BNS and NSBH signals, which are most interesting because of their rarity and possible EM counterparts. Their long signal duration also makes them easier to identify and allows for a better sensitivity to be reached when compared to a single-detector candidate search using the whole MBTA parameter space. The parameter space for the O4a online single-detector search was defined based on the detector-frame (redshifted) primary mass and chirp mass of the templates and motivated by the computation of the probability for whether a non-zero amount of neutron star material remained outside the final remnant compact object (Chatterjee et al. 2020) introduced in Appendix B. The considered space is $(1+z)m_1 < 50 M_\odot$ and $(1+z)\mathcal{M} < 5 M_\odot$ (Juste 2023). For the offline analysis, this space was adapted and we consider only $(1+z)\mathcal{M} < 7 M_\odot$. MBTA online also applied selection criteria based on data-quality tests to its single-detector candidates (Juste 2023). This was changed to a reweighting of the ranking statistic for the offline analysis.

The ranking statistic for MBTA single-detector triggers is a reweighted S/N. The reweighting is based on the computation of a quantity called `auto χ^2` (Aubin et al. 2021), which tests the consistency of the time evolution of the S/N time series. The additional reweighting used in the offline analysis relies on the computation of a quantity that identifies an excess of S/N for single-detector triggers. The excess of S/N is larger for triggers that have a noise origin compared to astrophysical signals or injections, and therefore allows for discrimination between astrophysical signals and noise. The ranking statistic distribution of the MBTA offline analysis for single-detector triggers during the first two weeks of O4a is shown in Figure 10. Other triggers which produced significant public alerts have been removed from the plotted distribution. GW230529 stands out from the background with a high ranking statistic that reflects the `auto χ^2` value being completely consistent with a signal origin.

The FAR in MBTA is a function of p_{astro} (Andres et al. 2022), the probability of astrophysical origin of the candidate. It is derived from the combined parametrizations of the FAR as a function of the ranking statistic and of p_{astro} as a function of the ranking statistic. Inverting the latter gives the ranking statistic as a function of p_{astro} and eventually the FAR as a function of p_{astro} . The background estimation for MBTA single-detector triggers was computed differently during the online and offline analyses. The online analysis relies on the computation of simulated single-detector triggers obtained through random combinations of single frequency-band data (Juste 2023). O4a online analysis and the method of randomly combining single-frequency band data showed that the background for MBTA single-detector triggers follows an exponential distribution and is stable in time beyond statistical fluctuations. This

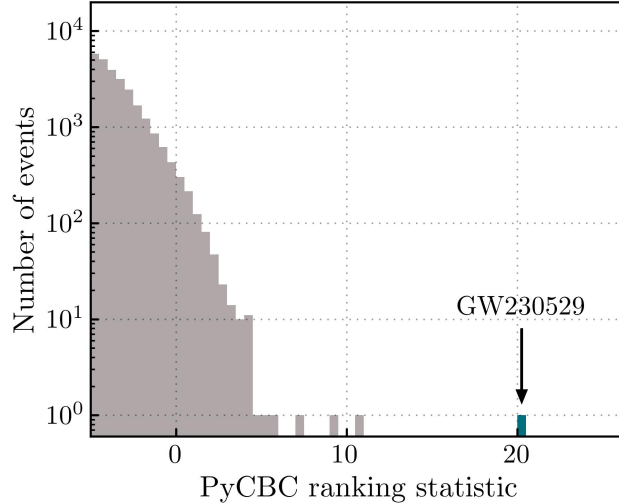


Figure 11. Ranking statistic distribution of PyCBC offline single-detector triggers in the LIGO Livingston observatory during the first two weeks of O4. The plotted distribution may include triggers from other less-significant signals arriving during the period analyzed.

prompted us to update the model we use for the offline (and future) analyses to reach greater sensitivity. This new model involves extrapolating the observed distribution of single-detector triggers and removing the significant triggers. A safety margin is used in the extrapolation such that the FAR is over-estimated relative to the best-fit extrapolated distribution. This change in methods, in addition to the difference in handling of single-detector triggers online and offline, explains the difference in inverse FAR for the online (1.1 yr) and offline (>1000 yr) analyses.

C.3. PyCBC

In PyCBC, each GW candidate is assigned a ranking statistic, and then a FAR is calculated by comparing the ranking statistic of the candidate to the background distribution. The details of this procedure differ between the online and offline versions of the PyCBC search.

In the online pipeline, we consider single-detector candidates only from templates with duration greater than 7 s above a starting frequency of 17 Hz, corresponding to a range of masses and spins for which EM emission due to neutron star ejecta might be expected. Low-latency data quality timeseries produced by iDQ, a machine learning framework for autonomous detection of noise artifacts using only auxiliary data channels insensitive to GWs (Essick et al. 2020a), are used to veto candidates at times when a glitch is likely to be present in the data. The remaining single-detector candidates are ranked by the reweighted S/N described in Nitz (2018). Only candidates with a χ^2 statistic (Allen 2005) < 2.0 and reweighted S/N > 6.75 are kept. The rate density of single-detector triggers above the reweighted S/N threshold is fit with a decreasing exponential.

In offline PyCBC, we only consider single-detector candidates from templates with duration greater than 0.3 s above a starting frequency of 15 Hz. We also require that candidates have a χ^2 statistic < 10.0 , a reweighted S/N > 5.5 , and a PSD variation statistic (Mozzon et al. 2020) < 10.0 , in order to exclude high-amplitude noise transients. Each candidate is assigned a ranking statistic equal to the logarithm of the ratio of astrophysical signal likelihood to detector noise likelihood. The PyCBC O4 offline search introduced two changes to the ranking statistic relative to the O3 calculation. First, an explicit model of the signal distribution covering the space of binary masses and spins is included (Kumar & Dent 2024). The model is designed to maximize the number of detected signals from the known compact binary distribution, while also maintaining sensitivity to signals in previously unpopulated regions. Second, the model of the rate density of events caused by detector noise now includes a term describing the variation in rate during times of heightened detector noise (Davis et al. 2022). The rate density of single-detector candidates above a ranking statistic threshold of 0 is fit with a decreasing exponential.

In both the online and offline versions of PyCBC, the exponential fit of trigger rate density above the relevant ranking statistic threshold is used to extrapolate the FAR of single-detector candidates beyond the observing time of the search (Cabourn Davies & Harry 2022). The FAR calculations for GW230529 used triggers from the first two weeks of O4 at the LIGO Livingston observatory. The distribution of ranking statistics for offline single-detector candidates

Table 4. Summary of parameter-estimation analysis choices for GW230529, and the physical content of each waveform model used. Here, tides refers to modeling of neutron star tidal deformability and disruption when tidal forces overcome the self-gravity of the neutron star. The spin prior denotes any restrictions on the spin magnitude of the binary components.

Waveform Model	Precession	Higher Multipoles	Tides	Disruption	Spin Prior
IMRPhenomNSBH	–	–	✓	✓	$\chi_1 < 0.50, \chi_2 < 0.05$
IMRPhenomPv2_NRTidalv2	✓	–	✓	–	$\chi_1 < 0.99, \chi_2 < 0.05$
IMRPhenomXPHM	✓	✓	–	–	$\chi_1 < 0.99, \chi_2 < 0.99$
SEOBNRv5PHM	✓	✓	–	–	$\chi_1 < 0.99, \chi_2 < 0.99$
SEOBNRv4_ROM_NRTidalv2_NSBH	–	–	✓	✓	$\chi_1 < 0.90, \chi_2 < 0.05$
IMRPhenomXPHM	✓	✓	–	–	$\chi_1 < 0.99, \chi_2 < 0.05$
IMRPhenomXP	✓	–	–	–	$\chi_1 < 0.99, \chi_2 < 0.99$
IMRPhenomXHM	–	✓	–	–	$\chi_1 < 0.99, \chi_2 < 0.99$
IMRPhenomXAS	–	–	–	–	$\chi_1 < 0.99, \chi_2 < 0.99$
IMRPhenomXAS	–	–	–	–	$\chi_1 < 0.50, \chi_2 < 0.05$
IMRPhenomPv2_NRTidalv2	✓	–	✓	–	$\chi_1 < 0.05, \chi_2 < 0.05$
IMRPhenomXPHM	✓	✓	–	–	$\chi_1 < 0.05, \chi_2 < 0.05$
SEOBNRv5PHM	✓	✓	–	–	$\chi_1 < 0.99, \chi_2 < 0.05$

at the LIGO Livingston observatory is shown in Figure 11. Similar to the other searches, GW230529 clearly stands out from the background distribution.

D. PRIORS, WAVEFORM SYSTEMATICS, AND BAYES FACTORS

Given the uncertain nature of the compact objects, we analyze GW230529 with a suite of models that incorporate a number of key physical effects. The choices of data duration (128 s) and frequency bandwidth (20–1792 Hz) analyzed were informed by comparing waveforms spanning the mass range recovered in preliminary analyses to the detector noise PSD at the time of the event. The high-frequency cutoff is chosen to avoid loss of power at high frequencies due to low-pass filtering of the data. For a subset of the signal models below, we employ a range of techniques to speed up the evaluation of the likelihood including heterodyning (also known as relative binning; Cornish 2010; Zackay et al. 2018; Cornish 2021; Krishna et al. 2023), multibanding (García-Quirós et al. 2021; Morisaki 2021), and reduced order quadratures (Canizares et al. 2015; Smith et al. 2016; Morisaki et al. 2023).

The physical effects included and the spin prior ranges for each waveform model considered in this work are shown in Table 4. All analyses use mass priors that are flat in the redshifted component masses with chirp masses, $\mathcal{M} = (m_1 m_2)^{3/5} / (m_1 + m_2)^{1/5} \in [2.0214, 2.0331] M_\odot$ and mass ratios $q \in [0.125, 1]$. The luminosity distance prior is uniform in comoving volume and source-frame time on the range $D_L \in [1, 500]$ Mpc. The priors on the tidal deformability parameters are chosen to be uniform in the component tidal deformabilities over $\Lambda \in [0, 5000]$. Standard priors (e.g., Romero-Shaw et al. 2020; Abbott et al. 2024b) are used for all the other extrinsic binary parameters. Below we provide further motivation for considering this suite of waveform models.

The primary analysis in this work uses the IMRPhenomXPHM and SEOBNRv5PHM BBH waveform models (corresponding to the third and fourth rows in Table 4), which provide an accurate description of BBHs but do not incorporate tidal effects or the potential tidal disruption of a companion neutron star. We did not consider an extension of IMRPhenomXPHM that incorporates additional physics beyond the two precessing higher-order multipole moment BBH models used here as these effects only enter at high frequencies and are not relevant for this event (Thompson et al. 2024). In order to quantify the impact of neglecting tidal physics, we analyze GW230529 with NSBH and BNS wave-

form models that incorporate different tidal information. The NSBH models only incorporate tidal information from the less massive compact object, are restricted to spins aligned with the orbital angular momentum, and only model the dominant $\ell = m = 2$ multipole moment. However, they do model the possible tidal disruption of the neutron star, which occurs when tidal forces of the black hole dominate over the self-gravity of the neutron star.

We use two NSBH models, a frequency-domain phenomenological model IMRPhenomNSBH (Thompson et al. 2020a), and a frequency-domain effective-one-body surrogate model SEOBNRv4_ROM_NRTidalv2_NSBH (Matas et al. 2020). IMRPhenomNSBH uses the BBH models IMRPhenomC (Santamaria et al. 2010) and IMRPhenomD (Husa et al. 2016; Khan et al. 2016) as baselines for the amplitude and phase, respectively, incorporating corrections to the phase due to tidal effects following the NRTidal model (Dietrich et al. 2017, 2019b,a) and to the amplitude following Pannarale et al. (2013, 2015). SEOBNRv4_ROM_NRTidalv2_NSBH uses the SEOBNRv4 BBH model as a baseline (Bohé et al. 2017) and applies the same corrections to account for tidal deformability and disruption as IMRPhenomNSBH but is additionally calibrated against numerical relativity (NR) simulations of NSBH mergers (Foucart et al. 2013, 2014, 2019; Kyutoku et al. 2010, 2011). As the NSBH waveform models do not capture spin-induced orbital precession, we analyze GW230529 with the aligned-spin BBH waveform models IMRPhenomXAS (Pratten et al. 2020), which only contains the dominant harmonic, and IMRPhenomXHM (García-Quirós et al. 2020), which includes higher-order multipole moments. Models for NSBH binaries that contain both higher-order multipole moments and precession are under active development (Gonzalez et al. 2023) and could potentially allow for a more consistent model selection between the different source categories.

Given that the mass of the primary overlaps with current estimates of the maximum known neutron star mass (Landry & Read 2021; Romani et al. 2022), we also analyze GW230529 with a BNS waveform model that allows for tidal interactions on both the primary and the secondary components of the binary. We use IMRPhenomPv2_NRTidalv2 (Dietrich et al. 2019a), which adds a model for the tidal phase that is calibrated against both effective-one-body (EOB) and NR simulations to the underlying precessing-spin point-particle waveform model IMRPhenomPv2 (Hannam et al. 2014). A limitation is that IMRPhenomPv2_NRTidalv2 is calibrated against a suite of equal-mass, non-spinning BNS NR simulations, where the maximum neutron star mass is only $1.372 M_{\odot}$. Nevertheless, the model has been validated against a catalog of EOB–NR hybrid waveforms that includes asymmetric configurations and heavier neutron star masses (Dietrich et al. 2019a; Abac et al. 2024). Because of large uncertainties in BNS postmerger waveform modeling, IMRPhenomPv2_NRTidalv2 includes an amplitude taper from 1–1.2 times the estimated merger frequency (Dietrich et al. 2019b). The resulting suppression of S/N at these frequencies may be responsible for the posterior differences between IMRPhenomPv2_NRTidalv2 and the BBH and NSBH waveform models we consider (see Figure 12).

From the mass estimates alone, the secondary object is consistent with being a neutron star. As such, we follow earlier analyses and analyze GW230529 with two spin priors (Abbott et al. 2021a): an agnostic high-spin prior and an astrophysically motivated low-spin prior. The high-spin prior assumes that the spins on both objects are isotropically oriented and have dimensionless spin magnitudes that are uniformly distributed up to $\chi_1, \chi_2 \leq 0.99$. The low-spin prior, on the other hand, is inspired by the extrapolated maximum spin observed in Galactic BNSs that will merge within a Hubble time (Burgay et al. 2003; Stovall et al. 2018), and restricts the spin magnitude of the secondary to be $\chi_2 \leq 0.05$ while keeping $\chi_1 \leq 0.99$. As the nature of the primary as a black hole or neutron star is uncertain, we also use a third choice of prior where both spins are restricted to $\chi_1, \chi_2 \leq 0.05$ for the IMRPhenomPv2_NRTidalv2 and IMRPhenomXPHM waveform models (rows 11 and 12 of Table 4, respectively). The purpose of using multiple priors is to help gauge whether astrophysical assumptions on the neutron star spin impact any of the statements on the probability that the primary object lies in the lower mass gap. In Figure 12, we show the impact of waveform systematics and prior assumptions on the strongly correlated mass ratio–effective inspiral spin distribution.

The degree to which a given waveform model under certain assumptions matches the data can be gauged using the Bayes factor. However, Bayes factors penalize extra degrees of freedom in models that do not improve the fit when those extra degrees of freedom are constrained by the data (Mackay 2003). We find no significant preference ($\log_{10} \mathcal{B} \lesssim 0.5$) between the high-spin and low-spin prior on the secondary; we similarly do not find a statistical preference for or against the effects of precession, higher-order multipole moments, or tidal deformation or disruption of the secondary object.

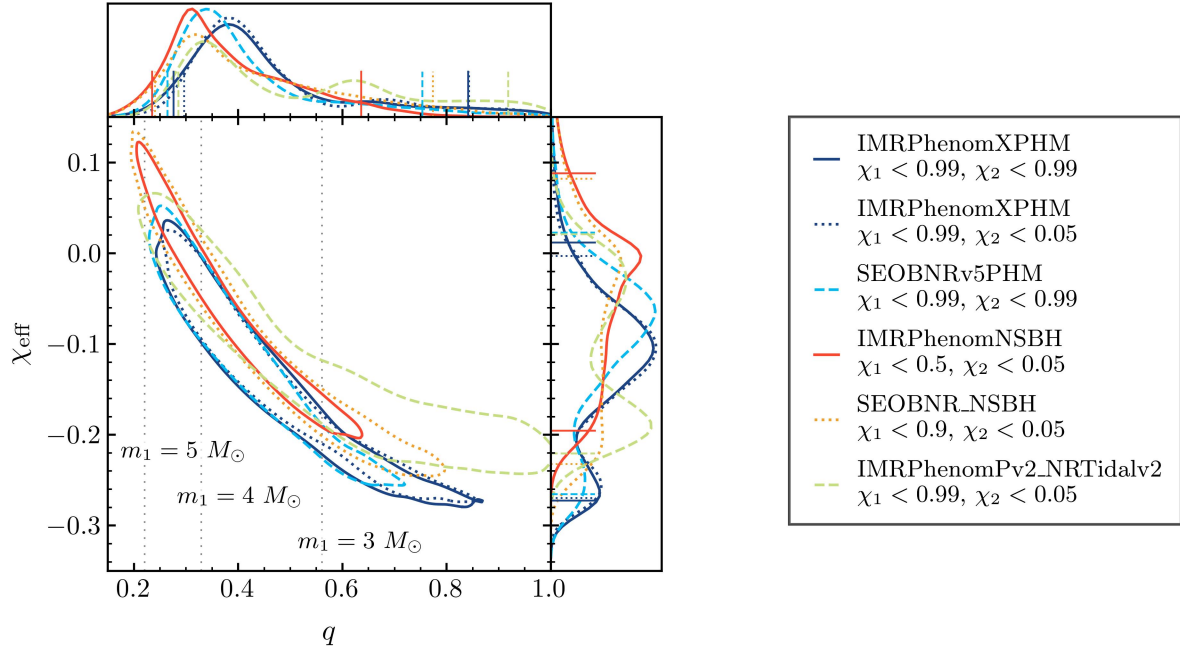


Figure 12. The two-dimensional q - χ_{eff} posterior probability distributions for GW230529 using various BBH, NSBH, and BNS signal models. The vertical dotted lines indicate primary masses that have been mapped to the mass ratio given the median chirp mass estimated from the IMRPhenomXPHM high-spin analysis.

E. ADDITIONAL SOURCE PROPERTIES

E.1. Component Spins and Precession

Assuming a high-spin prior, the posteriors for the primary spin magnitude are only weakly informative, disfavoring zero and extremal spins with $\chi_1 = 0.07$ – 0.85 . For the secondary, the posteriors are even less informative. Under the low-spin prior, the primary spin magnitude posterior is peaked at slightly higher values with zero and extremal spins being disfavored to a larger degree, $\chi_1 = 0.10$ – 0.84 . The secondary spin is completely uninformative over the restricted range of spin magnitudes. The joint two-dimensional posterior probability distribution of the dimensionless spin magnitude and the spin tilt are shown in Figure 13. Regions of high (low) probability are denoted by a darker (lighter) shade.

When the spins are misaligned with the orbital angular momentum, relativistic spin-orbit and spin-spin couplings drive the evolution of the orbital plane and the spins themselves (Apostolatos et al. 1994; Kidder 1995). The leading-order effect can be captured by an effective precession spin parameter, $0 \leq \chi_p \leq 1$, which approximately measures the degree of in-plane spin and can be used to parameterize the rate of precession of the orbital plane (Schmidt et al. 2015)

$$\chi_p = \max \left[\chi_1 \sin \theta_1, \left(\frac{3 + 4q}{4 + 3q} \right) q \chi_2 \sin \theta_2 \right]. \quad (\text{E1})$$

We find the constraints on χ_p to be uninformative, and we are not able to make any significant statements on precession. The uninformative nature of these results is corroborated by the Bayes factor between the precessing and non-precessing phenomenological waveform models, $\log_{10} \mathcal{B}_{\text{XAS}}^{\text{XP}} = 0.22$.

E.2. Source Location and Distance

As GW230529 was a single-detector observation, the sky localization is poor and covers a sky area of $\approx 24100 \text{ deg}^2$ at the 90% credible level. The luminosity distance is inferred to be $D_L = 201_{-96}^{+102} \text{ Mpc}$, corresponding to a redshift of $z = 0.04_{-0.02}^{+0.02}$ computed using the Planck 2015 cosmological parameters (Ade et al. 2016). The luminosity distance has a degeneracy with the inclination angle of the binary’s total angular momentum with respect to the line of sight, θ_{JN} (e.g., Cutler & Flanagan 1994; Nissanke et al. 2010; Aasi et al. 2013; Vitale & Chen 2018). The posterior

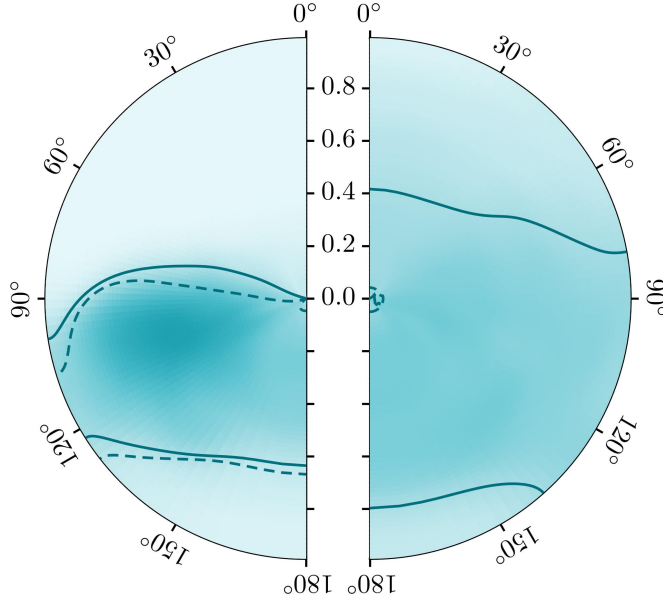


Figure 13. Two-dimensional posterior probability distributions for the spin magnitude χ_i and the spin-tilt angle θ_i for the primary (left) and secondary (right) compact objects at a reference frequency of 20 Hz. A spin-tilt angle of 0° (180°) indicates a spin that is perfectly aligned (anti-aligned) with the orbital angular momentum \hat{L} . The pixels have equal prior probability, and shading denotes the posterior probability of each pixel of the high-spin prior analysis, after marginalizing over azimuthal angles. The solid (dashed) contours denote the 90% credible region for the high-spin (low-spin) prior analyses respectively. The probability distributions are marginalized over the azimuthal spin angles.

distribution on θ_{JN} is broadly unconstrained, showing no preference for a total angular momentum vector that is pointed towards or away from the line of sight.

E.3. Tidal Deformability

The tidal deformability of a neutron star is defined by

$$\lambda = \frac{2}{3}k_2R^5, \quad (\text{E2})$$

where k_2 is the gravitational Love number of the object and R is its radius (Damour et al. 1992; Mora & Will 2004; Flanagan & Hinderer 2008; Damour & Nagar 2009). However, it is often convenient to introduce a dimensionless tidal deformability

$$\Lambda = \frac{\lambda}{m^5} = \frac{2}{3}k_2C^{-5}, \quad (\text{E3})$$

where $C = m/R$ is the compactness of the neutron star in geometrized units.

Using the IMRPhenomPv2_NRTidalv2 model, which allows for tidal deformability on both objects but does not model tidal disruption, we infer $\Lambda_1 \leq 1462$ at 90% credibility with the $\chi_1 < 0.99, \chi_2 < 0.05$ spin prior; the posterior peaks at $\Lambda_1 = 0$. We do not constrain Λ_2 relative to the prior. Constraints on the tidal deformability Λ of both components of GW230529 are shown in Figure 14, along with the tidal deformabilities predicted for the secondary object under the BSK24 neutron star EoS (Goriely et al. 2013; Pearson et al. 2018; Perot et al. 2019) and using the Gaussian process (GP)-EoS constraints introduced in Section 6. BSK24 is chosen as an illustrative EoS that is thermodynamically consistent and falls within the range of support of constraints from nuclear physics and astrophysics, including GW170817. The uninformative Λ_2 posterior is consistent with both of these predictions. In addition to the tidal deformability posteriors, we use two distinct likelihood interpolation schemes (Ray et al. 2023a; Landry & Essick 2019) to directly constrain the neutron star EoS using both spectral (Lindblom 2010; Lindblom & Indik 2012, 2014) and GP (Landry & Essick 2019; Essick et al. 2020b) representations. Both methods incorporate consistency with the

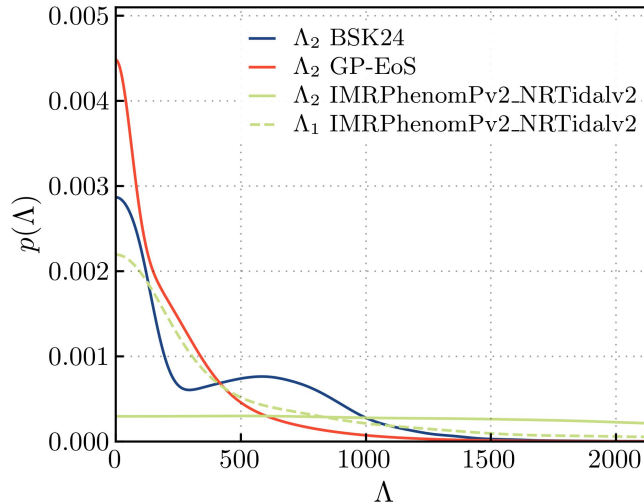


Figure 14. Constraints on dimensionless tidal deformability Λ for the primary (green dashed) and secondary (green solid) components of GW230529. We also show tidal deformabilities predicted for the secondary object under the BSK24 neutron star EoS (navy; Goriely et al. 2013; Pearson et al. 2018; Perot et al. 2019) and constraints obtained from BNS and pulsar observations using the GP model (GP-EoS; red).

observed heavy pulsars PSR J0740+6620 (Fonseca et al. 2021) and PSR J0348+0432 (Antoniadis et al. 2013) as priors on the EoS and enforce thermodynamic stability and causality. Unlike other analyses where the GP representations are conditioned on *both* GW and pulsar data, here we only include the pulsar constraints in the prior, in order to distinguish the EoS information provided by GW230529 alone. These direct EoS inferences are also uninformative, returning their respective priors.

F. TESTING GENERAL RELATIVITY

To verify whether GW230529 is consistent with general relativity, we perform parameterized tests searching for deviations in the PN coefficients that determine the phase evolution of the GW signal (Blanchet & Sathyaprakash 1994, 1995; Arun et al. 2006a,b; Yunes & Pretorius 2009; Mishra et al. 2010; Li et al. 2012a,b). Specifically, we search for parametric deviations to the GW inspiral phasing applied to the frequency-domain waveform models IMRPhenomXP_NRTidalv2 (Colleoni et al. 2023) and IMRPhenomXPHM (Pratten et al. 2020; García-Quirós et al. 2020; Pratten et al. 2021) using the TIGER framework (Agathos et al. 2014; Meidam et al. 2018), and SEOBNRv4_ROM_NRTidalv2_NSBH (Matas et al. 2020) and SEOBNRv4HM_ROM (Bohé et al. 2017; Cotesta et al. 2018, 2020) using the FTI framework (Mehta et al. 2023a). These waveform models each capture different physical effects (precession, higher-order multipole moments, and neutron star tidal deformability) to determine whether their absence in the model leads to inferred inconsistencies with general relativity.

For all waveform models and PN orders whose analyses have been completed, we find that GW230529 is consistent with general relativity within the inferred uncertainties on the deviation parameters. We do not yet include results about 0PN deviations, which are being examined separately due to technical issues related to the degeneracy between the 0PN deviation parameter and the chirp mass (Payne et al. 2023). The constraints obtained at -1 PN are an order of magnitude tighter than previously reported bounds for NSBH and BBH (Abbott et al. 2021b). The previously reported bounds using GW170817 remain the tightest constraints on -1 PN deviations obtained with GWs (Abbott et al. 2019c). Further details about the tests of general relativity performed will be presented in a follow-up paper.

G. COMPACT BINARY MERGER RATES METHODS

A key component of the event-based rate estimation described in Section 5 is the sensitive time–volume of our GW searches. The sensitivities to GW200105-, GW200115-, and GW230529-like events are computed from O1 through the first two weeks of O4a according to the corresponding mass and spin posteriors from the IMRPhenomXPHM high-spin analyses of these signals. The posterior samples chosen for this analysis are consistent with previous event-based rate estimates presented for NSBH mergers (Abbott et al. 2021a). Simulated signals, whose binary parameters are drawn from the mass and spin posteriors for each signal, are distributed uniformly in comoving volume and following the other

Table 5. Summary of BINNED GAUSSIAN PROCESS model parameters (Ray et al. 2023b; Mandel et al. 2017; Mohite 2022). Arguments in the priors specify the mean and standard deviation in a normal (N) or half-normal (HN) distribution.

Parameter	Description	Prior
μ	Mean $\log\left(\frac{\text{Rate}}{\text{Gpc}^{-3}\text{yr}^{-1}M_{\odot}^{-2}}\right)$ in each bin	$N(0, 10)$
σ	Amplitude of the covariance kernel	$HN(0, 10)$
$\log(l)$	$\log\left(\frac{\text{Length scale}}{\log(M/M_{\odot})}\right)$ of the covariance kernel	$N(-0.085, 0.93)$

extrinsic parameter distributions given in Appendix D, and are added to simulated detector noise characterized by representative PSDs for each observing run. The detectability of these injections is then calculated semi-analytically to determine the sensitive time–volume by calculating network responses to the simulated signals and applying a threshold on the network optimal S/N of > 10 . This choice of threshold was previously tuned to the results of matched filter searches (Abbott et al. 2021c), and is comparable to threshold statistics calculated for semi-analytic sensitivity estimates (Essick 2023).

For the population-based approach, we estimate the merger rate of three astrophysical populations (BBH, BNS, and NSBH) by aggregating triggers found by GSTLAL from O1 through the first two weeks of O4, while accounting for the possibility that some of these triggers are of terrestrial origin. Our population analyses do not, however, include data from the engineering run preceding the start of O4, during which another NSBH candidate was identified (LIGO Scientific, Virgo, and KAGRA Collaboration 2023c). As outlined and implemented in previous LVK results (Abbott et al. 2021a, 2023b), we construct the joint likelihood on the Poisson parameters of the astrophysical populations ($\Lambda_{\text{BBH}}, \Lambda_{\text{BNS}}, \Lambda_{\text{NSBH}}$) and of the terrestrial triggers ($\Lambda_{\text{background}}$; Farr et al. 2015; Kapadia et al. 2020). We then extrapolate the sensitive time–volume to each astrophysical population ($\langle VT \rangle_{\text{BBH}}, \langle VT \rangle_{\text{BNS}}, \langle VT \rangle_{\text{NSBH}}$) obtained at the end of O3 (Abbott et al. 2023b) to account for the additional two weeks of observation time during O4 during which GW230529 was detected. Using a uniform prior on the merger rates $\mathcal{R}_{\alpha} = \Lambda_{\alpha}/\langle VT \rangle_{\alpha}$, we infer their posterior distributions. The three astrophysical populations are defined by dividing up the space of compact binary component masses and spins into disjoint regions. We consider all components with masses between 1 and $3 M_{\odot}$ to be neutron stars, and assume a maximum dimensionless spin of 0.05 for such components; all components that are more massive are assumed to be black holes with a maximum dimensionless spin of 0.99. The distribution of component masses within each region is assumed to be a power law in primary mass with index -2.35 , and uniform in secondary mass.

Even though we infer the posterior distributions of the merger rates of all three populations, we only present $\mathcal{R}_{\text{NSBH}}$ given that GW230529 contributes negligibly to \mathcal{R}_{BBH} and \mathcal{R}_{BNS} .

H. ADDITIONAL DETAILS OF POPULATION ANALYSES

We use three different models to analyze the population of compact-object binaries with and without GW230529.

H.1. BINNED GAUSSIAN PROCESS

The BINNED GAUSSIAN PROCESS method models the merger rate density per log component masses as a piecewise constant function. By inferring the merger rate density in each bin, we reconstruct the shape of the CBC mass spectrum up to the resolution limit imposed by our choice of binning. A GP prior with an exponential quadratic kernel is imposed on the logarithmic rate densities to smooth out the inferred shapes over sparse regions of the parameter space. To assess the impact of GW230529 on the shape of the CBC mass spectrum, we use the same bin locations and priors on the GP hyper-parameters as the GWTC-3 analysis (Abbott et al. 2023b). The means (μ), correlation length (l), and covariance amplitude (σ) of the GP are drawn from normal, log-normal, and half-normal priors, respectively. Further details of these priors are summarized in Table 5.

Unlike more recent implementations of the BINNED GAUSSIAN PROCESS model which also fit for the redshift distribution (Ray et al. 2023b), we assume a redshift distribution such that the overall merger rate of compact binaries is uniform in comoving volume and source-frame time, so as to facilitate a direct comparison with the findings of the GWTC-3 analysis (Abbott et al. 2023b) and to avoid any systematic biases in BINNED GAUSSIAN PROCESS-based

Table 6. Summary of POWER LAW + DIP + BREAK model parameters (Farah et al. 2022). Arguments in the priors column specify the lower and upper bounds of a uniform (U) distribution. The first several entries describe the mass-distribution parameters, and the last two entries describe the spin-distribution parameters.

Parameter	Description	Prior
α_1	Spectral index for the power law of the mass distribution below $M_{\text{low}}^{\text{gap}}$	U(-8, 2)
α_2	Spectral index for the power law of the mass distribution above $M_{\text{low}}^{\text{gap}}$	U(-3, 2)
A	Lower mass gap depth	U(0, 1)
$M_{\text{low}}^{\text{gap}} [M_{\odot}]$	Location of the lower end of the mass gap	U(1.4, 3)
$M_{\text{high}}^{\text{gap}} [M_{\odot}]$	Location of the upper end of the mass gap	U(3.4, 9)
η_{low}	Parameter controlling how the rate tapers at the low end of the mass gap	50
η_{high}	Parameter controlling how the rate tapers at the high end of the mass gap	50
η	Parameter controlling tapering the power law at high black hole mass	U(-4, 12)
β	Spectral index for the power law-in-mass-ratio pairing function	U(-2, 7)
$m_{\text{min}} [M_{\odot}]$	Minimum mass of the mass distribution	U(1, 1.4)
$m_{\text{max}} [M_{\odot}]$	Maximum mass of the mass distribution	U(35, 100)
$\chi_{\text{max,NS}}$	Maximum allowed component spin for objects with mass $< 2.5M_{\odot}$	0.4
$\chi_{\text{max,BH}}$	Maximum allowed component spin for objects with mass $\geq 2.5M_{\odot}$	0.99

redshift distribution models originating from the inclusion of low-mass events, which remains an active area of study. As in previous analyses (Abbott et al. 2023b; Ray et al. 2023b), we fix the spin distributions for each component to be isotropic in direction and uniform in spin magnitude.

H.2. POWER LAW + DIP + BREAK

The POWER LAW + DIP + BREAK model is designed to search for a separation in masses between neutron stars and black holes by employing a broken power law with a dip at the location of the power-law break. The dip is modeled by a notch filter with depth A , which is fit along with other model parameters in order to determine the existence and depth of a potential mass gap (Farah et al. 2022). A value $A = 0$ corresponds to no gap, whereas $A = 1$ corresponds to zero merger rate over the interval of the gap, i.e., a maximally deep gap. POWER LAW + DIP + BREAK also employs a low-pass filter at high black hole masses to allow for a tapering of the mass spectrum, which has the effect of adding a smooth second break to the power law.

The component mass distributions in this model are both fit by the same broken power law with exponents α_1 between m_{min} and $M_{\text{low}}^{\text{gap}}$ and α_2 between $M_{\text{low}}^{\text{gap}}$ and m_{max} . The model additionally includes a power-law pairing function in mass ratio (Fishbach & Holz 2020), assumed to be the same for all component masses. The parameters for this mass model are summarized in Table 6. Like the BINNED GAUSSIAN PROCESS model, the POWER LAW + DIP + BREAK model additionally assumes that CBCs are uniformly distributed in comoving volume and source-frame time and that component spins are isotropically oriented and uniformly distributed in magnitude. These assumptions are made for simplicity and consistency with GWTC-3 analyses (Abbott et al. 2023b). Components with $m < 2.5 M_{\odot}$ are limited to spin magnitudes < 0.4 while components with $m > 2.5 M_{\odot}$ can have spin magnitudes up to 0.99.

H.3. NSBH-POP

The NSBH-POP model introduced in Biscoveanu et al. (2022) is designed to capture the mass and spin distributions of the NSBH population. The black hole mass distribution is fit by a truncated power law, and the conditional mass ratio distribution, $p(q|m_1)$, is fit by a truncated Gaussian between $q_{\text{min}} = 1 M_{\odot}/m_1$ and $q_{\text{max}} = \min(m_{\text{NS,max}}/m_1, 1)$. The black hole spin magnitude distribution is modeled as a Beta distribution (including singular distributions that peak at the edges of the $\chi_1 \in [0, 0.99]$ space), while the neutron star spin magnitude distribution is assumed to be uniform over $\chi_2 \in [0, 0.7]$ to encapsulate the effect of the neutron star breakup spin at the mass-shedding limit (Shao

Table 7. Summary of NSBH-POP model parameters (Biscoveanu et al. 2022). Arguments in the priors column specify the lower and upper bounds of a uniform (U) distribution.

Parameter	Description	Prior
α	Black hole mass power-law index	U(-4, 12)
$m_{\text{BH,min}} [M_{\odot}]$	Minimum black hole mass	U(2, 10)
$m_{\text{BH,max}} [M_{\odot}]$	Maximum black hole mass	U(8, 20)
$m_{\text{NS,max}} [M_{\odot}]$	Maximum neutron star mass	U(1.97, 2.7)
μ	Mass ratio mean	U(0.1, 0.6)
σ	Mass ratio standard deviation	U(0.1, 1)
α_{χ}	Beta distribution shape parameter (α) for black hole spin distribution	U(0.1, 10)
β_{χ}	Beta distribution shape parameter (β) for black hole spin distribution	U(0.1, 10)

et al. 2020; Most et al. 2020a). We assume the redshift distribution is uniform in comoving volume and source-frame time and that spins are isotropically oriented. The parameters for this model are summarized in Table 7.

H.4. Population reweighting

We use the population-level mass and spin distributions inferred using all three population models to reweight (e.g., Payne et al. 2019) the high-spin combined parameter estimation samples from the default priors described in Appendix D to three different astrophysically-motivated priors given by the one-left-out posterior predictive distributions (Galaudage et al. 2020; Callister 2021; Essick & Fishbach 2021) inferred for each model. A comparison of the posteriors under the default and astrophysically-motivated priors is shown in Figure 7.

Because of the $q - \chi_{\text{eff}}$ degeneracy, the spin distribution assumptions also impact the inferred component masses, and hence classification, for this source. However, the fact that the BINNED GAUSSIAN PROCESS and NSBH-POP model priors recover similar mass posteriors indicates that the different spin distribution assumptions have a subdominant effect compared to the different mass distribution assumptions.

H.5. Selection effects

For our population analyses, we account for search selection bias to measure the underlying astrophysical mass and spin distributions of the NSBH and CBC populations (Loredo 2004; Mandel et al. 2019; Farr 2019; Vitale et al. 2020). To estimate the sensitivity of the searches over the data recorded by the detector network across the binary parameter space, we use a large suite of injections and impose a significance threshold on the FAR. In contrast to the two methods for calculating merger rates described in Appendix G, we use the same set of injections used for GWTC-3 population studies recovered using matched-filter searches (Abbott et al. 2023b). By using the combined injection sets from the first three observing runs (Abbott et al. 2021c), we are effectively assuming that GW230529 occurred at the end of O3. Without accounting for the extra time-volume provided by the first two weeks of O4, this introduces a bias in our inferred estimates of the merger rate in the mass gap (Figure 5), rate of gamma-ray bursts with NSBH progenitors, and total contribution of NSBH mergers to the production of heavy elements (Section 7). However this effect is negligible given that GW230529 occurred in the first two weeks of O4a and the detector sensitivity during this period was not drastically different from O3 (see Section 2), meaning that the additional time-volume unaccounted for in the injection sets is small.

To generate samples from the hierarchical likelihood for our population analyses we use the DYNESTY nested sampler (Speagle 2020) as implemented in GWPOPULATION (Talbot et al. 2019) for the POWER LAW + DIP + BREAK and NSBH-POP analyses and the Hamiltonian Monte Carlo sampler implemented in the PYMC package (Salvatier et al. 2016) for the BINNED GAUSSIAN PROCESS analysis.

I. EQUATION OF STATE

To assess the effect of the EoS constraint used for source classification (Section 6) and calculation of $f_{\text{EM-bright}}$ (Section 7), we repeat these analyses using GP-EoS constraints additionally conditioned on NICER observations (Legred et al. 2021, 2022) of J0030+0451 (Miller et al. 2019; Riley et al. 2019; Vinciguerra et al. 2024) and J0740+6620 (Miller et al. 2021; Riley et al. 2021; Salmi et al. 2022, 2023).

We find that including the NICER observations only changes the source classification results by at most a few percent. This is because the constraint on the maximum neutron star mass used in the source classification analysis is primarily driven by the observation of massive pulsars. Changing the information included within the EoS constraint leads to a smaller effect than the choice of astrophysical mass and spin distribution, as discussed in Section 6.

The inference on the fraction of NSBH systems that may have EM counterparts changes more significantly when NICER observations are included in the EoS constraint. This is because the GW and pulsar-only results provide much more support for compact neutron stars, which inhibits the probability that the neutron star is disrupted and suppresses the probability of an EM counterpart. The constraints including the NICER observations favor stiffer EoSs, enhancing the inferred EM-bright fraction, $f_{\text{EM-bright}} = 0.13^{+0.19}_{-0.11}$, and pulling the posterior peak away from zero.

REFERENCES

- Aasi, J., et al. 2013, *Phys. Rev. D*, 88, 062001, doi: [10.1103/PhysRevD.88.062001](https://doi.org/10.1103/PhysRevD.88.062001)
- . 2015, *Class. Quant. Grav.*, 32, 074001, doi: [10.1088/0264-9381/32/7/074001](https://doi.org/10.1088/0264-9381/32/7/074001)
- Abac, A., Dietrich, T., Buonanno, A., Steinhoff, J., & Ujevic, M. 2024, *Phys. Rev. D*, 109, 024062, doi: [10.1103/PhysRevD.109.024062](https://doi.org/10.1103/PhysRevD.109.024062)
- Abbott, B. P., et al. 2016a, *Phys. Rev. Lett.*, 116, 061102, doi: [10.1103/PhysRevLett.116.061102](https://doi.org/10.1103/PhysRevLett.116.061102)
- . 2016b, *Class. Quant. Grav.*, 33, 134001, doi: [10.1088/0264-9381/33/13/134001](https://doi.org/10.1088/0264-9381/33/13/134001)
- . 2017a, *Phys. Rev. Lett.*, 119, 161101, doi: [10.1103/PhysRevLett.119.161101](https://doi.org/10.1103/PhysRevLett.119.161101)
- . 2017b, *Astrophys. J. Lett.*, 848, L12, doi: [10.3847/2041-8213/aa91c9](https://doi.org/10.3847/2041-8213/aa91c9)
- . 2019a, *Phys. Rev. X*, 9, 031040, doi: [10.1103/PhysRevX.9.031040](https://doi.org/10.1103/PhysRevX.9.031040)
- . 2019b, *Phys. Rev. X*, 9, 011001, doi: [10.1103/PhysRevX.9.011001](https://doi.org/10.1103/PhysRevX.9.011001)
- . 2019c, *Phys. Rev. Lett.*, 123, 011102, doi: [10.1103/PhysRevLett.123.011102](https://doi.org/10.1103/PhysRevLett.123.011102)
- . 2020a, *Astrophys. J. Lett.*, 892, L3, doi: [10.3847/2041-8213/ab75f5](https://doi.org/10.3847/2041-8213/ab75f5)
- . 2020b, *Living Rev. Rel.*, 23, 3, doi: [10.1007/s41114-020-00026-9](https://doi.org/10.1007/s41114-020-00026-9)
- Abbott, R., et al. 2020c, *Astrophys. J. Lett.*, 896, L44, doi: [10.3847/2041-8213/ab960f](https://doi.org/10.3847/2041-8213/ab960f)
- . 2021a, *Astrophys. J. Lett.*, 915, L5, doi: [10.3847/2041-8213/ac082e](https://doi.org/10.3847/2041-8213/ac082e)
- . 2021b, arXiv e-prints. <https://arxiv.org/abs/2112.06861>
- . 2021c, GWTC-3: Compact Binary Coalescences Observed by LIGO and Virgo During the Second Part of the Third Observing Run — O1+O2+O3 Search Sensitivity Estimates, Zenodo, doi: [10.5281/zenodo.5636816](https://doi.org/10.5281/zenodo.5636816)
- . 2023a, *Phys. Rev. X*, 13, 041039, doi: [10.1103/PhysRevX.13.041039](https://doi.org/10.1103/PhysRevX.13.041039)
- . 2023b, *Phys. Rev. X*, 13, 011048, doi: [10.1103/PhysRevX.13.011048](https://doi.org/10.1103/PhysRevX.13.011048)
- . 2023c, arXiv e-prints. <https://arxiv.org/abs/2304.08393>
- . 2024a, Observation of Gravitational Waves from the Coalescence of a 2.5-4.5 Msun Compact Object and a Neutron Star — Data Release, Zenodo, doi: [10.5281/zenodo.10845779](https://doi.org/10.5281/zenodo.10845779)
- . 2024b, *Phys. Rev. D*, 109, 022001, doi: [10.1103/PhysRevD.109.022001](https://doi.org/10.1103/PhysRevD.109.022001)
- Acernese, F., et al. 2015, *Class. Quant. Grav.*, 32, 024001, doi: [10.1088/0264-9381/32/2/024001](https://doi.org/10.1088/0264-9381/32/2/024001)
- Adams, T., Buskulic, D., Germain, V., et al. 2016, *Class. Quant. Grav.*, 33, 175012, doi: [10.1088/0264-9381/33/17/175012](https://doi.org/10.1088/0264-9381/33/17/175012)
- Ade, P. A. R., et al. 2016, *Astron. Astrophys.*, 594, A13, doi: [10.1051/0004-6361/201525830](https://doi.org/10.1051/0004-6361/201525830)
- Agathos, M., Del Pozzo, W., Li, T. G. F., et al. 2014, *Phys. Rev. D*, 89, 082001, doi: [10.1103/PhysRevD.89.082001](https://doi.org/10.1103/PhysRevD.89.082001)
- Ajith, P., Fotopoulos, N., Privitera, S., Neunzert, A., & Weinstein, A. J. 2014, *Phys. Rev. D*, 89, 084041, doi: [10.1103/PhysRevD.89.084041](https://doi.org/10.1103/PhysRevD.89.084041)
- Allen, B. 2005, *Phys. Rev. D*, 71, 062001, doi: [10.1103/PhysRevD.71.062001](https://doi.org/10.1103/PhysRevD.71.062001)
- Allen, B., Anderson, W. G., Brady, P. R., Brown, D. A., & Creighton, J. D. E. 2012, *Phys. Rev. D*, 85, 122006, doi: [10.1103/PhysRevD.85.122006](https://doi.org/10.1103/PhysRevD.85.122006)

- Alsing, J., Silva, H. O., & Berti, E. 2018, *Mon. Not. Roy. Astron. Soc.*, 478, 1377, doi: [10.1093/mnras/sty1065](https://doi.org/10.1093/mnras/sty1065)
- Andres, N., et al. 2022, *Class. Quant. Grav.*, 39, 055002, doi: [10.1088/1361-6382/ac482a](https://doi.org/10.1088/1361-6382/ac482a)
- Antoniadis, J., Tauris, T. M., Ozel, F., et al. 2016, arXiv e-prints. <https://arxiv.org/abs/1605.01665>
- Antoniadis, J., et al. 2013, *Science*, 340, 6131, doi: [10.1126/science.1233232](https://doi.org/10.1126/science.1233232)
- Antoniadis, J., Aguilera-Dena, D. R., Vigna-Gómez, A., et al. 2022, *Astron. Astrophys.*, 657, L6, doi: [10.1051/0004-6361/202142322](https://doi.org/10.1051/0004-6361/202142322)
- Apostolatos, T. A., Cutler, C., Sussman, G. J., & Thorne, K. S. 1994, *Phys. Rev. D*, 49, 6274, doi: [10.1103/PhysRevD.49.6274](https://doi.org/10.1103/PhysRevD.49.6274)
- Arca Sedda, M. 2020, *Commun. Phys.*, 3, 43, doi: [10.1038/s42005-020-0310-x](https://doi.org/10.1038/s42005-020-0310-x)
- . 2021, *Astrophys. J. Lett.*, 908, L38, doi: [10.3847/2041-8213/abdfcd](https://doi.org/10.3847/2041-8213/abdfcd)
- Arun, K. G., Iyer, B. R., Qusailah, M. S. S., & Sathyaprakash, B. S. 2006a, *Phys. Rev. D*, 74, 024006, doi: [10.1103/PhysRevD.74.024006](https://doi.org/10.1103/PhysRevD.74.024006)
- . 2006b, *Class. Quant. Grav.*, 23, L37, doi: [10.1088/0264-9381/23/9/L01](https://doi.org/10.1088/0264-9381/23/9/L01)
- Ashton, G., et al. 2019, *Astrophys. J. Suppl.*, 241, 27, doi: [10.3847/1538-4365/ab06fc](https://doi.org/10.3847/1538-4365/ab06fc)
- . 2024, Bilby TGR, v0.1a2, Zenodo, doi: [10.5281/zenodo.10940210](https://doi.org/10.5281/zenodo.10940210)
- Aso, Y., Michimura, Y., Somiya, K., et al. 2013, *Phys. Rev. D*, 88, 043007, doi: [10.1103/PhysRevD.88.043007](https://doi.org/10.1103/PhysRevD.88.043007)
- Aubin, F., et al. 2021, *Class. Quant. Grav.*, 38, 095004, doi: [10.1088/1361-6382/abe913](https://doi.org/10.1088/1361-6382/abe913)
- Bailyn, C. D., Jain, R. K., Coppi, P., & Orosz, J. A. 1998, *Astrophys. J.*, 499, 367, doi: [10.1086/305614](https://doi.org/10.1086/305614)
- Barr, E. D., et al. 2024, *Science*, 383, 275, doi: [10.1126/science.adg3005](https://doi.org/10.1126/science.adg3005)
- Belczynski, K., Wiktorowicz, G., Fryer, C., Holz, D., & Kalogera, V. 2012, *Astrophys. J.*, 757, 91, doi: [10.1088/0004-637X/757/1/91](https://doi.org/10.1088/0004-637X/757/1/91)
- Bianconi, M., Smith, G. P., Nicholl, M., et al. 2023, *Mon. Not. Roy. Astron. Soc.*, 521, 3421, doi: [10.1093/mnras/stad673](https://doi.org/10.1093/mnras/stad673)
- Binnington, T., & Poisson, E. 2009, *Phys. Rev. D*, 80, 084018, doi: [10.1103/PhysRevD.80.084018](https://doi.org/10.1103/PhysRevD.80.084018)
- Biscoveanu, S., Burns, E., Landry, P., & Vitale, S. 2023, *Res. Notes AAS*, 7, 136, doi: [10.3847/2515-5172/ace258](https://doi.org/10.3847/2515-5172/ace258)
- Biscoveanu, S., Landry, P., & Vitale, S. 2022, *Mon. Not. Roy. Astron. Soc.*, 518, 5298, doi: [10.1093/mnras/stac3052](https://doi.org/10.1093/mnras/stac3052)
- Blanchet, L., & Sathyaprakash, B. S. 1994, *Class. Quant. Grav.*, 11, 2807, doi: [10.1088/0264-9381/11/11/020](https://doi.org/10.1088/0264-9381/11/11/020)
- . 1995, *Phys. Rev. Lett.*, 74, 1067, doi: [10.1103/PhysRevLett.74.1067](https://doi.org/10.1103/PhysRevLett.74.1067)
- Bode, N., et al. 2020, *Galaxies*, 8, 84, doi: [10.3390/galaxies8040084](https://doi.org/10.3390/galaxies8040084)
- Bohé, A., et al. 2017, *Phys. Rev. D*, 95, 044028, doi: [10.1103/PhysRevD.95.044028](https://doi.org/10.1103/PhysRevD.95.044028)
- Breu, C., & Rezzolla, L. 2016, *Mon. Not. Roy. Astron. Soc.*, 459, 646, doi: [10.1093/mnras/stw575](https://doi.org/10.1093/mnras/stw575)
- Broekgaarden, F. S., Berger, E., Neijssel, C. J., et al. 2021, *Mon. Not. Roy. Astron. Soc.*, 508, 5028, doi: [10.1093/mnras/stab2716](https://doi.org/10.1093/mnras/stab2716)
- Brooks, A. F., et al. 2021, *Appl. Opt.*, 60, 4047, doi: [10.1364/AO.419689](https://doi.org/10.1364/AO.419689)
- Buikema, A., et al. 2020, *Phys. Rev. D*, 102, 062003, doi: [10.1103/PhysRevD.102.062003](https://doi.org/10.1103/PhysRevD.102.062003)
- Burgay, M., et al. 2003, *Nature*, 426, 531, doi: [10.1038/nature02124](https://doi.org/10.1038/nature02124)
- Burrows, A., & Vartanyan, D. 2021, *Nature*, 589, 29, doi: [10.1038/s41586-020-03059-w](https://doi.org/10.1038/s41586-020-03059-w)
- Cabourn Davies, G. S., & Harry, I. W. 2022, *Class. Quant. Grav.*, 39, 215012, doi: [10.1088/1361-6382/ac8862](https://doi.org/10.1088/1361-6382/ac8862)
- Cahillane, C., & Mansell, G. 2022, *Galaxies*, 10, 36, doi: [10.3390/galaxies10010036](https://doi.org/10.3390/galaxies10010036)
- Callister, T. 2021, Reweighting Single Event Posteriors with Hyperparameter Marginalization, LIGO DCC. <https://dcc.ligo.org/LIGO-T2100301/public>
- Canizares, P., Field, S. E., Gair, J., et al. 2015, *Phys. Rev. Lett.*, 114, 071104, doi: [10.1103/PhysRevLett.114.071104](https://doi.org/10.1103/PhysRevLett.114.071104)
- Cannon, K., Caudill, S., Chan, C., et al. 2021, *SoftwareX*, 14, 100680, doi: [10.1016/j.softx.2021.100680](https://doi.org/10.1016/j.softx.2021.100680)
- Chan, C., Müller, B., & Heger, A. 2020, *Mon. Not. Roy. Astron. Soc.*, 495, 3751, doi: [10.1093/mnras/staa1431](https://doi.org/10.1093/mnras/staa1431)
- Chatterjee, D., Ghosh, S., Brady, P. R., et al. 2020, *Astrophys. J.*, 896, 54, doi: [10.3847/1538-4357/ab8dbe](https://doi.org/10.3847/1538-4357/ab8dbe)
- Chattopadhyay, D., Stevenson, S., Hurley, J. R., Bailes, M., & Broekgaarden, F. 2021, *Mon. Not. Roy. Astron. Soc.*, 504, 3682, doi: [10.1093/mnras/stab973](https://doi.org/10.1093/mnras/stab973)
- Chaudhary, S. S., et al. 2023, arXiv e-prints. <https://arxiv.org/abs/2308.04545>
- Chen, H.-Y., Holz, D. E., Miller, J., et al. 2021a, *Class. Quant. Grav.*, 38, 055010, doi: [10.1088/1361-6382/abd594](https://doi.org/10.1088/1361-6382/abd594)
- Chen, H.-Y., Vitale, S., & Foucart, F. 2021b, *Astrophys. J. Lett.*, 920, L3, doi: [10.3847/2041-8213/ac26c6](https://doi.org/10.3847/2041-8213/ac26c6)
- Chia, H. S. 2021, *Phys. Rev. D*, 104, 024013, doi: [10.1103/PhysRevD.104.024013](https://doi.org/10.1103/PhysRevD.104.024013)
- Cipolletta, F., Cherubini, C., Filippi, S., Rueda, J. A., & Ruffini, R. 2015, *Phys. Rev. D*, 92, 023007, doi: [10.1103/PhysRevD.92.023007](https://doi.org/10.1103/PhysRevD.92.023007)

- Clarke, T. A., Chastain, L., Lasky, P. D., & Thrane, E. 2023, *Astrophys. J. Lett.*, 949, L6, doi: [10.3847/2041-8213/acd33b](https://doi.org/10.3847/2041-8213/acd33b)
- Clausen, D., Sigurdsson, S., & Chernoff, D. F. 2013, *Mon. Not. Roy. Astron. Soc.*, 428, 3618, doi: [10.1093/mnras/sts295](https://doi.org/10.1093/mnras/sts295)
- Clesse, S., & Garcia-Bellido, J. 2022, *Phys. Dark Univ.*, 38, 101111, doi: [10.1016/j.dark.2022.101111](https://doi.org/10.1016/j.dark.2022.101111)
- Colleoni, M., Vidal, F. A. R., Johnson-McDaniel, N. K., et al. 2023, arXiv e-prints. <https://arxiv.org/abs/2311.15978>
- Cook, G. B., Shapiro, S. L., & Teukolsky, S. A. 1994, *Astrophys. J.*, 424, 823, doi: [10.1086/173934](https://doi.org/10.1086/173934)
- Cornish, N. J. 2010, arXiv e-prints. <https://arxiv.org/abs/1007.4820>
- . 2021, *Phys. Rev. D*, 104, 104054, doi: [10.1103/PhysRevD.104.104054](https://doi.org/10.1103/PhysRevD.104.104054)
- Cornish, N. J., & Littenberg, T. B. 2015, *Class. Quant. Grav.*, 32, 135012, doi: [10.1088/0264-9381/32/13/135012](https://doi.org/10.1088/0264-9381/32/13/135012)
- Cornish, N. J., Littenberg, T. B., Bécsy, B., et al. 2021, *Phys. Rev. D*, 103, 044006, doi: [10.1103/PhysRevD.103.044006](https://doi.org/10.1103/PhysRevD.103.044006)
- Côté, B., et al. 2018, *Astrophys. J.*, 855, 99, doi: [10.3847/1538-4357/aaad67](https://doi.org/10.3847/1538-4357/aaad67)
- Cotesta, R., Buonanno, A., Bohé, A., et al. 2018, *Phys. Rev. D*, 98, 084028, doi: [10.1103/PhysRevD.98.084028](https://doi.org/10.1103/PhysRevD.98.084028)
- Cotesta, R., Marsat, S., & Pürrer, M. 2020, *Phys. Rev. D*, 101, 124040, doi: [10.1103/PhysRevD.101.124040](https://doi.org/10.1103/PhysRevD.101.124040)
- Cutler, C., & Flanagan, E. E. 1994, *Phys. Rev. D*, 49, 2658, doi: [10.1103/PhysRevD.49.2658](https://doi.org/10.1103/PhysRevD.49.2658)
- Daï, L., Venumadhav, T., & Sigurdson, K. 2017, *Phys. Rev. D*, 95, 044011, doi: [10.1103/PhysRevD.95.044011](https://doi.org/10.1103/PhysRevD.95.044011)
- Dal Canton, T., Nitz, A. H., Gadre, B., et al. 2021, *Astrophys. J.*, 923, 254, doi: [10.3847/1538-4357/ac2f9a](https://doi.org/10.3847/1538-4357/ac2f9a)
- Damour, T. 2001, *Phys. Rev. D*, 64, 124013, doi: [10.1103/PhysRevD.64.124013](https://doi.org/10.1103/PhysRevD.64.124013)
- Damour, T., & Nagar, A. 2009, *Phys. Rev. D*, 80, 084035, doi: [10.1103/PhysRevD.80.084035](https://doi.org/10.1103/PhysRevD.80.084035)
- Damour, T., Soffel, M., & Xu, C. 1992, *Phys. Rev. D*, 45, 1017, doi: [10.1103/PhysRevD.45.1017](https://doi.org/10.1103/PhysRevD.45.1017)
- Davies, G. S., Dent, T., Tápai, M., et al. 2020, *Phys. Rev. D*, 102, 022004, doi: [10.1103/PhysRevD.102.022004](https://doi.org/10.1103/PhysRevD.102.022004)
- Davis, D., Trevor, M., Mozzon, S., & Nuttall, L. K. 2022, *Phys. Rev. D*, 106, 102006, doi: [10.1103/PhysRevD.106.102006](https://doi.org/10.1103/PhysRevD.106.102006)
- Davis, D., et al. 2021, *Class. Quant. Grav.*, 38, 135014, doi: [10.1088/1361-6382/abfd85](https://doi.org/10.1088/1361-6382/abfd85)
- Dietrich, T., Bernuzzi, S., & Tichy, W. 2017, *Phys. Rev. D*, 96, 121501, doi: [10.1103/PhysRevD.96.121501](https://doi.org/10.1103/PhysRevD.96.121501)
- Dietrich, T., Samajdar, A., Khan, S., et al. 2019a, *Phys. Rev. D*, 100, 044003, doi: [10.1103/PhysRevD.100.044003](https://doi.org/10.1103/PhysRevD.100.044003)
- Dietrich, T., et al. 2019b, *Phys. Rev. D*, 99, 024029, doi: [10.1103/PhysRevD.99.024029](https://doi.org/10.1103/PhysRevD.99.024029)
- Dwyer, S. E., Mansell, G. L., & McCuller, L. 2022, *Galaxies*, 10, 46, doi: [10.3390/galaxies10020046](https://doi.org/10.3390/galaxies10020046)
- Effler, A., Schofield, R. M. S., Frolov, V. V., et al. 2015, *Class. Quant. Grav.*, 32, 035017, doi: [10.1088/0264-9381/32/3/035017](https://doi.org/10.1088/0264-9381/32/3/035017)
- Ertl, T., Woosley, S. E., Sukhbold, T., & Janka, H. T. 2020, *Astrophys. J.*, 890, 45, doi: [10.3847/1538-4357/ab6458](https://doi.org/10.3847/1538-4357/ab6458)
- Essick, R. 2023, *Phys. Rev. D*, 108, 043011, doi: [10.1103/PhysRevD.108.043011](https://doi.org/10.1103/PhysRevD.108.043011)
- Essick, R., Farah, A., Galaudage, S., et al. 2022, *Astrophys. J.*, 926, 34, doi: [10.3847/1538-4357/ac3978](https://doi.org/10.3847/1538-4357/ac3978)
- Essick, R., & Fishbach, M. 2021, On reweighing single-event posteriors with population priors, LIGO DCC. <https://dcc.ligo.org/LIGO-T1900895/public>
- Essick, R., Godwin, P., Hanna, C., Blackburn, L., & Katsavounidis, E. 2020a, *Mach. Learn. Sci. Technol.*, 2, 015004, doi: [10.1088/2632-2153/abab5f](https://doi.org/10.1088/2632-2153/abab5f)
- Essick, R., & Landry, P. 2020, *Astrophys. J.*, 904, 80, doi: [10.3847/1538-4357/abbd3b](https://doi.org/10.3847/1538-4357/abbd3b)
- Essick, R., Landry, P., & Holz, D. E. 2020b, *Phys. Rev. D*, 101, 063007, doi: [10.1103/PhysRevD.101.063007](https://doi.org/10.1103/PhysRevD.101.063007)
- Ewing, B., Huxford, R., Singh, D., et al. 2023, arXiv e-prints. <https://arxiv.org/abs/2305.05625>
- Farah, A. M., Fishbach, M., Essick, R., Holz, D. E., & Galaudage, S. 2022, *Astrophys. J.*, 931, 108, doi: [10.3847/1538-4357/ac5f03](https://doi.org/10.3847/1538-4357/ac5f03)
- Farr, W. M. 2019, *Research Notes of the AAS*, 3, 66, doi: [10.3847/2515-5172/ab1d5f](https://doi.org/10.3847/2515-5172/ab1d5f)
- Farr, W. M., & Chatziioannou, K. 2020, *Research Notes of the AAS*, 4, 65, doi: [10.3847/2515-5172/ab9088](https://doi.org/10.3847/2515-5172/ab9088)
- Farr, W. M., Gair, J. R., Mandel, I., & Cutler, C. 2015, *Phys. Rev. D*, 91, 023005, doi: [10.1103/PhysRevD.91.023005](https://doi.org/10.1103/PhysRevD.91.023005)
- Farr, W. M., Kremer, K., Lyutikov, M., & Kalogera, V. 2011a, *Astrophys. J.*, 742, 81, doi: [10.1088/0004-637X/742/2/81](https://doi.org/10.1088/0004-637X/742/2/81)
- Farr, W. M., Sravan, N., Cantrell, A., et al. 2011b, *Astrophys. J.*, 741, 103, doi: [10.1088/0004-637X/741/2/103](https://doi.org/10.1088/0004-637X/741/2/103)
- Farrow, N., Zhu, X.-J., & Thrane, E. 2019, *Astrophys. J.*, 876, 18, doi: [10.3847/1538-4357/ab12e3](https://doi.org/10.3847/1538-4357/ab12e3)
- Fernández, R., Foucart, F., Kasen, D., et al. 2017, *Class. Quant. Grav.*, 34, 154001, doi: [10.1088/1361-6382/aa7a77](https://doi.org/10.1088/1361-6382/aa7a77)
- Fishbach, M., Essick, R., & Holz, D. E. 2020, *Astrophys. J. Lett.*, 899, L8, doi: [10.3847/2041-8213/aba7b6](https://doi.org/10.3847/2041-8213/aba7b6)

- Fishbach, M., & Holz, D. E. 2020, *Astrophys. J. Lett.*, 891, L27, doi: [10.3847/2041-8213/ab7247](https://doi.org/10.3847/2041-8213/ab7247)
- Fisher, R. P., Hemming, G., Bizouard, M.-A., et al. 2021, *SoftwareX*, 14, 100677, doi: [10.1016/j.softx.2021.100677](https://doi.org/10.1016/j.softx.2021.100677)
- Flanagan, E. E., & Hinderer, T. 2008, *Phys. Rev. D*, 77, 021502, doi: [10.1103/PhysRevD.77.021502](https://doi.org/10.1103/PhysRevD.77.021502)
- Florian, A., Francesca, F., Gianluca, G. M., et al. 2024, MBTA O4 uber banks construction and formatting documentation, Virgo TDS. <https://tds.virgo-gw.eu/ql/?c=19114>
- Fonseca, E., et al. 2021, *Astrophys. J. Lett.*, 915, L12, doi: [10.3847/2041-8213/ac03b8](https://doi.org/10.3847/2041-8213/ac03b8)
- Foucart, F. 2012, *Phys. Rev. D*, 86, 124007, doi: [10.1103/PhysRevD.86.124007](https://doi.org/10.1103/PhysRevD.86.124007)
- Foucart, F., Hinderer, T., & Nissanke, S. 2018, *Phys. Rev. D*, 98, 081501, doi: [10.1103/PhysRevD.98.081501](https://doi.org/10.1103/PhysRevD.98.081501)
- Foucart, F., Buchman, L., Duez, M. D., et al. 2013, *Phys. Rev. D*, 88, 064017, doi: [10.1103/PhysRevD.88.064017](https://doi.org/10.1103/PhysRevD.88.064017)
- Foucart, F., Deaton, M. B., Duez, M. D., et al. 2014, *Phys. Rev. D*, 90, 024026, doi: [10.1103/PhysRevD.90.024026](https://doi.org/10.1103/PhysRevD.90.024026)
- Foucart, F., et al. 2019, *Phys. Rev. D*, 99, 044008, doi: [10.1103/PhysRevD.99.044008](https://doi.org/10.1103/PhysRevD.99.044008)
- Fragione, G., Loeb, A., & Rasio, F. A. 2020, *Astrophys. J. Lett.*, 895, L15, doi: [10.3847/2041-8213/ab9093](https://doi.org/10.3847/2041-8213/ab9093)
- Friedman, J. L., & Ipser, J. R. 1987, *Astrophys. J.*, 314, 594, doi: [10.1086/165088](https://doi.org/10.1086/165088)
- Fryer, C. L., Belczynski, K., Wiktorowicz, G., et al. 2012, *Astrophys. J.*, 749, 91, doi: [10.1088/0004-637X/749/1/91](https://doi.org/10.1088/0004-637X/749/1/91)
- Fryer, C. L., & Kalogera, V. 2001, *Astrophys. J.*, 554, 548, doi: [10.1086/321359](https://doi.org/10.1086/321359)
- Galaudage, S., Talbot, C., & Thrane, E. 2020, *Phys. Rev. D*, 102, 083026, doi: [10.1103/PhysRevD.102.083026](https://doi.org/10.1103/PhysRevD.102.083026)
- Ganapathy, D., et al. 2023, *Phys. Rev. X*, 13, 041021, doi: [10.1103/PhysRevX.13.041021](https://doi.org/10.1103/PhysRevX.13.041021)
- García-Quirós, C., Colleoni, M., Husa, S., et al. 2020, *Phys. Rev. D*, 102, 064002, doi: [10.1103/PhysRevD.102.064002](https://doi.org/10.1103/PhysRevD.102.064002)
- García-Quirós, C., Husa, S., Mateu-Lucena, M., & Borchers, A. 2021, *Class. Quant. Grav.*, 38, 015006, doi: [10.1088/1361-6382/abc36e](https://doi.org/10.1088/1361-6382/abc36e)
- Gayathri, V., Bartos, I., Rosswog, S., et al. 2023, arXiv e-prints. <https://arxiv.org/abs/2307.09097>
- Godzieba, D. A., Radice, D., & Bernuzzi, S. 2021, *Astrophys. J.*, 908, 122, doi: [10.3847/1538-4357/abd4dd](https://doi.org/10.3847/1538-4357/abd4dd)
- Gonzalez, A., Gamba, R., Breschi, M., et al. 2023, *Phys. Rev. D*, 107, 084026, doi: [10.1103/PhysRevD.107.084026](https://doi.org/10.1103/PhysRevD.107.084026)
- Goriely, S., Chamel, N., & Pearson, J. M. 2013, *Phys. Rev. C*, 88, 061302, doi: [10.1103/PhysRevC.88.061302](https://doi.org/10.1103/PhysRevC.88.061302)
- Gupta, A., Gerosa, D., Arun, K. G., et al. 2020, *Phys. Rev. D*, 101, 103036, doi: [10.1103/PhysRevD.101.103036](https://doi.org/10.1103/PhysRevD.101.103036)
- Hanna, C., et al. 2020, *Phys. Rev. D*, 101, 022003, doi: [10.1103/PhysRevD.101.022003](https://doi.org/10.1103/PhysRevD.101.022003)
- Hannam, M., Brown, D. A., Fairhurst, S., Fryer, C. L., & Harry, I. W. 2013, *Astrophys. J. Lett.*, 766, L14, doi: [10.1088/2041-8205/766/1/L14](https://doi.org/10.1088/2041-8205/766/1/L14)
- Hannam, M., Schmidt, P., Bohé, A., et al. 2014, *Phys. Rev. Lett.*, 113, 151101, doi: [10.1103/PhysRevLett.113.151101](https://doi.org/10.1103/PhysRevLett.113.151101)
- Hannuksela, O. A., Haris, K., Ng, K. K. Y., et al. 2019, *Astrophys. J. Lett.*, 874, L2, doi: [10.3847/2041-8213/ab0c0f](https://doi.org/10.3847/2041-8213/ab0c0f)
- Harris, C. R., et al. 2020, *Nature*, 585, 357, doi: [10.1038/s41586-020-2649-2](https://doi.org/10.1038/s41586-020-2649-2)
- Helmling-Cornell, A., Nguyen, P., Schofield, R., & Frey, R. 2023, arXiv e-prints. <https://arxiv.org/abs/2312.00735>
- Hoy, C., & Raymond, V. 2021, *SoftwareX*, 15, 100765, doi: [10.1016/j.softx.2021.100765](https://doi.org/10.1016/j.softx.2021.100765)
- Huang, Y., Haster, C.-J., Vitale, S., et al. 2021, *Phys. Rev. D*, 103, 083001, doi: [10.1103/PhysRevD.103.083001](https://doi.org/10.1103/PhysRevD.103.083001)
- Hunter, J. D. 2007, *Comput. Sci. Eng.*, 9, 90, doi: [10.1109/MCSE.2007.55](https://doi.org/10.1109/MCSE.2007.55)
- Husa, S., Khan, S., Hannam, M., et al. 2016, *Phys. Rev. D*, 93, 044006, doi: [10.1103/PhysRevD.93.044006](https://doi.org/10.1103/PhysRevD.93.044006)
- IceCube Collaboration. 2023, General Coordinates Network, 33980
- Janka, H.-T. 2012, *Ann. Rev. Nucl. Part. Sci.*, 62, 407, doi: [10.1146/annurev-nucl-102711-094901](https://doi.org/10.1146/annurev-nucl-102711-094901)
- Janka, H. T., Eberl, T., Ruffert, M., & Fryer, C. L. 1999, *Astrophys. J. Lett.*, 527, L39, doi: [10.1086/312397](https://doi.org/10.1086/312397)
- Jayasinghe, T., et al. 2021, *Mon. Not. Roy. Astron. Soc.*, 504, 2577, doi: [10.1093/mnras/stab907](https://doi.org/10.1093/mnras/stab907)
- Juste, V. 2023, PhD thesis, Institut Pluridisciplinaire Hubert Curien, France
- Kalogera, V. 2000, *Astrophys. J.*, 541, 319, doi: [10.1086/309400](https://doi.org/10.1086/309400)
- Kalogera, V., & Baym, G. 1996, *Astrophys. J. Lett.*, 470, L61, doi: [10.1086/310296](https://doi.org/10.1086/310296)
- Kapadia, S. J., et al. 2020, *Class. Quant. Grav.*, 37, 045007, doi: [10.1088/1361-6382/ab5f2d](https://doi.org/10.1088/1361-6382/ab5f2d)
- Karambelkar, V., Ahumada, T., Stein, R., et al. 2023, General Coordinates Network, 33900
- Karki, S., et al. 2016, *Rev. Sci. Instrum.*, 87, 114503, doi: [10.1063/1.4967303](https://doi.org/10.1063/1.4967303)
- Kawaguchi, K., Kyutoku, K., Shibata, M., & Tanaka, M. 2016, *Astrophys. J.*, 825, 52, doi: [10.3847/0004-637X/825/1/52](https://doi.org/10.3847/0004-637X/825/1/52)
- Khalil, M., Buonanno, A., Estelles, H., et al. 2023, *Phys. Rev. D*, 108, 124036, doi: [10.1103/PhysRevD.108.124036](https://doi.org/10.1103/PhysRevD.108.124036)
- Khan, S., Husa, S., Hannam, M., et al. 2016, *Phys. Rev. D*, 93, 044007, doi: [10.1103/PhysRevD.93.044007](https://doi.org/10.1103/PhysRevD.93.044007)

- Kidder, L. E. 1995, *Phys. Rev. D*, 52, 821, doi: [10.1103/PhysRevD.52.821](https://doi.org/10.1103/PhysRevD.52.821)
- Kim, C., Kalogera, V., & Lorimer, D. R. 2003, *Astrophys. J.*, 584, 985, doi: [10.1086/345740](https://doi.org/10.1086/345740)
- Kreidberg, L., Bailyn, C. D., Farr, W. M., & Kalogera, V. 2012, *Astrophys. J.*, 757, 36, doi: [10.1088/0004-637X/757/1/36](https://doi.org/10.1088/0004-637X/757/1/36)
- Krishna, K., Vijaykumar, A., Ganguly, A., et al. 2023, arXiv e-prints. <https://arxiv.org/abs/2312.06009>
- Krüger, C. J., & Foucart, F. 2020, *Phys. Rev. D*, 101, 103002, doi: [10.1103/PhysRevD.101.103002](https://doi.org/10.1103/PhysRevD.101.103002)
- Kumar, P., & Dent, T. 2024, arXiv e-prints. <https://arxiv.org/abs/2403.10439>
- Kyutoku, K., Okawa, H., Shibata, M., & Taniguchi, K. 2011, *Phys. Rev. D*, 84, 064018, doi: [10.1103/PhysRevD.84.064018](https://doi.org/10.1103/PhysRevD.84.064018)
- Kyutoku, K., Shibata, M., & Taniguchi, K. 2010, *Phys. Rev. D*, 82, 044049, doi: [10.1103/PhysRevD.82.044049](https://doi.org/10.1103/PhysRevD.82.044049)
- Landry, P., & Essick, R. 2019, *Phys. Rev. D*, 99, 084049, doi: [10.1103/PhysRevD.99.084049](https://doi.org/10.1103/PhysRevD.99.084049)
- Landry, P., Essick, R., & Chatziioannou, K. 2020, *Phys. Rev. D*, 101, 123007, doi: [10.1103/PhysRevD.101.123007](https://doi.org/10.1103/PhysRevD.101.123007)
- Landry, P., & Read, J. S. 2021, *Astrophys. J. Lett.*, 921, L25, doi: [10.3847/2041-8213/ac2f3e](https://doi.org/10.3847/2041-8213/ac2f3e)
- Lattimer, J. M., & Schramm, D. N. 1974, *Astrophys. J. Lett.*, 192, L145, doi: [10.1086/181612](https://doi.org/10.1086/181612)
- . 1976, *Astrophys. J.*, 210, 549, doi: [10.1086/154860](https://doi.org/10.1086/154860)
- Legred, I., Chatziioannou, K., Essick, R., Han, S., & Landry, P. 2021, *Phys. Rev. D*, 104, 063003, doi: [10.1103/PhysRevD.104.063003](https://doi.org/10.1103/PhysRevD.104.063003)
- . 2022, Impact of the PSR J0740+6620 radius constraint on the properties of high-density matter: Neutron star equation of state posterior samples, Zenodo, doi: [10.5281/zenodo.6502467](https://doi.org/10.5281/zenodo.6502467)
- Lesage, S., Fermi-GBM Team, & GBM-LIGO/Virgo/KAGRA Group. 2023, General Coordinates Network, 33892
- Li, L.-X., & Paczynski, B. 1998, *Astrophys. J. Lett.*, 507, L59, doi: [10.1086/311680](https://doi.org/10.1086/311680)
- Li, T. G. F., Del Pozzo, W., Vitale, S., et al. 2012a, *Phys. Rev. D*, 85, 082003, doi: [10.1103/PhysRevD.85.082003](https://doi.org/10.1103/PhysRevD.85.082003)
- . 2012b, *J. Phys. Conf. Ser.*, 363, 012028, doi: [10.1088/1742-6596/363/1/012028](https://doi.org/10.1088/1742-6596/363/1/012028)
- LIGO Scientific Collaboration and Virgo Collaboration. 2018, Data quality report user documentation, docs.ligo.org/detchar/data-quality-report/
- LIGO Scientific, Virgo, and KAGRA Collaboration. 2018, LVK Algorithm Library - LALSuite, Free software (GPL), doi: [10.7935/GT1W-FZ16](https://doi.org/10.7935/GT1W-FZ16)
- . 2023a, General Coordinates Network. https://gcn.gsfc.nasa.gov/notices_1/S230529ay.lvc
- . 2023b, General Coordinates Network, 33891
- . 2023c, General Coordinates Network, 33813
- Lindblom, L. 2010, *Phys. Rev. D*, 82, 103011, doi: [10.1103/PhysRevD.82.103011](https://doi.org/10.1103/PhysRevD.82.103011)
- Lindblom, L., & Indik, N. M. 2012, *Phys. Rev. D*, 86, 084003, doi: [10.1103/PhysRevD.86.084003](https://doi.org/10.1103/PhysRevD.86.084003)
- . 2014, *Phys. Rev. D*, 89, 064003, doi: [10.1103/PhysRevD.89.064003](https://doi.org/10.1103/PhysRevD.89.064003)
- Lipunov, V., Kornilov, V., Gorbovskoy, E., et al. 2023, General Coordinates Network, 33895
- Littenberg, T. B., & Cornish, N. J. 2015, *Phys. Rev. D*, 91, 084034, doi: [10.1103/PhysRevD.91.084034](https://doi.org/10.1103/PhysRevD.91.084034)
- Littenberg, T. B., Farr, B., Coughlin, S., Kalogera, V., & Holz, D. E. 2015, *Astrophys. J. Lett.*, 807, L24, doi: [10.1088/2041-8205/807/2/L24](https://doi.org/10.1088/2041-8205/807/2/L24)
- Littenberg, T. B., Kanner, J. B., Cornish, N. J., & Millhouse, M. 2016, *Phys. Rev. D*, 94, 044050, doi: [10.1103/PhysRevD.94.044050](https://doi.org/10.1103/PhysRevD.94.044050)
- Longo, F., Tavani, M., Verrecchia, F., et al. 2023, General Coordinates Network, 33894
- Loredo, T. J. 2004, *AIP Conf. Proc.*, 735, 195, doi: [10.1063/1.1835214](https://doi.org/10.1063/1.1835214)
- Lu, W., Beniamini, P., & Bonnerot, C. 2021, *Mon. Not. Roy. Astron. Soc.*, 500, 1817, doi: [10.1093/mnras/staa3372](https://doi.org/10.1093/mnras/staa3372)
- Mackay, D. J. C. 2003, *Information Theory, Inference and Learning Algorithms* (Cambridge University Press)
- Macleod, D., et al. 2021, gwpy/gwpy, Zenodo, doi: [10.5281/zenodo.597016](https://doi.org/10.5281/zenodo.597016)
- Magare, S., Kapadia, S. J., More, A., et al. 2023, *Astrophys. J. Lett.*, 955, L31, doi: [10.3847/2041-8213/acf668](https://doi.org/10.3847/2041-8213/acf668)
- Mandel, I., & Broekgaarden, F. S. 2022, *Living Rev. Rel.*, 25, 1, doi: [10.1007/s41114-021-00034-3](https://doi.org/10.1007/s41114-021-00034-3)
- Mandel, I., Farr, W. M., Colonna, A., et al. 2017, *Mon. Not. Roy. Astron. Soc.*, 465, 3254, doi: [10.1093/mnras/stw2883](https://doi.org/10.1093/mnras/stw2883)
- Mandel, I., Farr, W. M., & Gair, J. R. 2019, *Mon. Not. Roy. Astron. Soc.*, 486, 1086, doi: [10.1093/mnras/stz896](https://doi.org/10.1093/mnras/stz896)
- Mandel, I., & Müller, B. 2020, *Mon. Not. Roy. Astron. Soc.*, 499, 3214, doi: [10.1093/mnras/staa3043](https://doi.org/10.1093/mnras/staa3043)
- Margutti, R., & Chornock, R. 2021, *Ann. Rev. Astron. Astrophys.*, 59, 155, doi: [10.1146/annurev-astro-112420-030742](https://doi.org/10.1146/annurev-astro-112420-030742)
- Matas, A., et al. 2020, *Phys. Rev. D*, 102, 043023, doi: [10.1103/PhysRevD.102.043023](https://doi.org/10.1103/PhysRevD.102.043023)
- McCuller, L., et al. 2020, *Phys. Rev. Lett.*, 124, 171102, doi: [10.1103/PhysRevLett.124.171102](https://doi.org/10.1103/PhysRevLett.124.171102)

- Mehta, A. K., Buonanno, A., Cotesta, R., et al. 2023a, *Phys. Rev. D*, 107, 044020, doi: [10.1103/PhysRevD.107.044020](https://doi.org/10.1103/PhysRevD.107.044020)
- Mehta, A. K., Olsen, S., Wadekar, D., et al. 2023b, arXiv e-prints. <https://arxiv.org/abs/2311.06061>
- Meidam, J., et al. 2018, *Phys. Rev. D*, 97, 044033, doi: [10.1103/PhysRevD.97.044033](https://doi.org/10.1103/PhysRevD.97.044033)
- Messick, C., et al. 2017, *Phys. Rev. D*, 95, 042001, doi: [10.1103/PhysRevD.95.042001](https://doi.org/10.1103/PhysRevD.95.042001)
- Mihaylov, D. P., Ossokine, S., Buonanno, A., et al. 2023, arXiv e-prints. <https://arxiv.org/abs/2303.18203>
- Miller, M. C., et al. 2019, *Astrophys. J. Lett.*, 887, L24, doi: [10.3847/2041-8213/ab50c5](https://doi.org/10.3847/2041-8213/ab50c5)
- . 2021, *Astrophys. J. Lett.*, 918, L28, doi: [10.3847/2041-8213/ac089b](https://doi.org/10.3847/2041-8213/ac089b)
- Mishra, C. K., Arun, K. G., Iyer, B. R., & Sathyaprakash, B. S. 2010, *Phys. Rev. D*, 82, 064010, doi: [10.1103/PhysRevD.82.064010](https://doi.org/10.1103/PhysRevD.82.064010)
- Mochkovitch, R., Hernanz, M., Isern, J., & Martin, X. 1993, *Nature*, 361, 236, doi: [10.1038/361236a0](https://doi.org/10.1038/361236a0)
- Mohite, S. 2022, PhD thesis, Wisconsin U., Milwaukee
- Mora, T., & Will, C. M. 2004, *Phys. Rev. D*, 69, 104021, doi: [10.1103/PhysRevD.69.104021](https://doi.org/10.1103/PhysRevD.69.104021)
- Morisaki, S. 2021, *Phys. Rev. D*, 104, 044062, doi: [10.1103/PhysRevD.104.044062](https://doi.org/10.1103/PhysRevD.104.044062)
- Morisaki, S., & Raymond, V. 2020, *Phys. Rev. D*, 102, 104020, doi: [10.1103/PhysRevD.102.104020](https://doi.org/10.1103/PhysRevD.102.104020)
- Morisaki, S., Smith, R., Tsukada, L., et al. 2023, *Phys. Rev. D*, 108, 123040, doi: [10.1103/PhysRevD.108.123040](https://doi.org/10.1103/PhysRevD.108.123040)
- Most, E. R., Papenfort, L. J., Weih, L. R., & Rezzolla, L. 2020a, *Mon. Not. Roy. Astron. Soc.*, 499, L82, doi: [10.1093/mnras/laaa168](https://doi.org/10.1093/mnras/laaa168)
- Most, E. R., Weih, L. R., & Rezzolla, L. 2020b, *Mon. Not. Roy. Astron. Soc.*, 496, L16, doi: [10.1093/mnras/laaa079](https://doi.org/10.1093/mnras/laaa079)
- Mozzon, S., Nuttall, L. K., Lundgren, A., et al. 2020, *Class. Quant. Grav.*, 37, 215014, doi: [10.1088/1361-6382/abac6c](https://doi.org/10.1088/1361-6382/abac6c)
- Mroz, P., et al. 2024, arXiv e-prints. <https://arxiv.org/abs/2403.02386>
- Mueller, H., & Serot, B. D. 1996, *Nucl. Phys. A*, 606, 508, doi: [10.1016/0375-9474\(96\)00187-X](https://doi.org/10.1016/0375-9474(96)00187-X)
- Nguyen, P., et al. 2021, *Class. Quant. Grav.*, 38, 145001, doi: [10.1088/1361-6382/ac011a](https://doi.org/10.1088/1361-6382/ac011a)
- Nissanke, S., Holz, D. E., Hughes, S. A., Dalal, N., & Sievers, J. L. 2010, *Astrophys. J.*, 725, 496, doi: [10.1088/0004-637X/725/1/496](https://doi.org/10.1088/0004-637X/725/1/496)
- Nitz, A. H. 2018, *Class. Quant. Grav.*, 35, 035016, doi: [10.1088/1361-6382/aaa13d](https://doi.org/10.1088/1361-6382/aaa13d)
- Nitz, A. H., Dent, T., Dal Canton, T., Fairhurst, S., & Brown, D. A. 2017, *Astrophys. J.*, 849, 118, doi: [10.3847/1538-4357/aa8f50](https://doi.org/10.3847/1538-4357/aa8f50)
- Nitz, A. H., Kumar, S., Wang, Y.-F., et al. 2023, *Astrophys. J.*, 946, 59, doi: [10.3847/1538-4357/aca591](https://doi.org/10.3847/1538-4357/aca591)
- Nuttall, L. K. 2018, *Phil. Trans. Roy. Soc. Lond. A*, 376, 20170286, doi: [10.1098/rsta.2017.0286](https://doi.org/10.1098/rsta.2017.0286)
- O'Connor, E., & Ott, C. D. 2011, *Astrophys. J.*, 730, 70, doi: [10.1088/0004-637X/730/2/70](https://doi.org/10.1088/0004-637X/730/2/70)
- Olejak, A., Fryer, C. L., Belczynski, K., & Baibhav, V. 2022, *Mon. Not. Roy. Astron. Soc.*, 516, 2252, doi: [10.1093/mnras/stac2359](https://doi.org/10.1093/mnras/stac2359)
- O'Shaughnessy, R., Gerosa, D., & Wysocki, D. 2017, *Phys. Rev. Lett.*, 119, 011101, doi: [10.1103/PhysRevLett.119.011101](https://doi.org/10.1103/PhysRevLett.119.011101)
- Özel, F., & Freire, P. 2016, *Ann. Rev. Astron. Astrophys.*, 54, 401, doi: [10.1146/annurev-astro-081915-023322](https://doi.org/10.1146/annurev-astro-081915-023322)
- Ozel, F., Psaltis, D., Narayan, R., & McClintock, J. E. 2010, *Astrophys. J.*, 725, 1918, doi: [10.1088/0004-637X/725/2/1918](https://doi.org/10.1088/0004-637X/725/2/1918)
- Pang, P. T. H., Hannuksela, O. A., Dietrich, T., Pagano, G., & Harry, I. W. 2020, *Mon. Not. Roy. Astron. Soc.*, 495, 3740, doi: [10.1093/mnras/staa1430](https://doi.org/10.1093/mnras/staa1430)
- Pannarale, F., Berti, E., Kyutoku, K., Lackey, B. D., & Shibata, M. 2015, *Phys. Rev. D*, 92, 084050, doi: [10.1103/PhysRevD.92.084050](https://doi.org/10.1103/PhysRevD.92.084050)
- Pannarale, F., Berti, E., Kyutoku, K., & Shibata, M. 2013, *Phys. Rev. D*, 88, 084011, doi: [10.1103/PhysRevD.88.084011](https://doi.org/10.1103/PhysRevD.88.084011)
- Pannarale, F., Tonita, A., & Rezzolla, L. 2011, *Astrophys. J.*, 727, 95, doi: [10.1088/0004-637X/727/2/95](https://doi.org/10.1088/0004-637X/727/2/95)
- Paschalidis, V., Ruiz, M., & Shapiro, S. L. 2015, *Astrophys. J. Lett.*, 806, L14, doi: [10.1088/2041-8205/806/1/L14](https://doi.org/10.1088/2041-8205/806/1/L14)
- Payne, E., Isi, M., Chatziioannou, K., & Farr, W. M. 2023, *Phys. Rev. D*, 108, 124060, doi: [10.1103/PhysRevD.108.124060](https://doi.org/10.1103/PhysRevD.108.124060)
- Payne, E., Talbot, C., & Thrane, E. 2019, *Phys. Rev. D*, 100, 123017, doi: [10.1103/PhysRevD.100.123017](https://doi.org/10.1103/PhysRevD.100.123017)
- Pearson, J. M., Chamel, N., Potekhin, A. Y., et al. 2018, *Mon. Not. Roy. Astron. Soc.*, 481, 2994, doi: [10.1093/mnras/sty2413](https://doi.org/10.1093/mnras/sty2413)
- Perot, L., Chamel, N., & Sourie, A. 2019, *Phys. Rev. C*, 100, 035801, doi: [10.1103/PhysRevC.100.035801](https://doi.org/10.1103/PhysRevC.100.035801)
- Pompili, L., et al. 2023, *Phys. Rev. D*, 108, 124035, doi: [10.1103/PhysRevD.108.124035](https://doi.org/10.1103/PhysRevD.108.124035)
- Pratten, G., Husa, S., Garcia-Queros, C., et al. 2020, *Phys. Rev. D*, 102, 064001, doi: [10.1103/PhysRevD.102.064001](https://doi.org/10.1103/PhysRevD.102.064001)
- Pratten, G., et al. 2021, *Phys. Rev. D*, 103, 104056, doi: [10.1103/PhysRevD.103.104056](https://doi.org/10.1103/PhysRevD.103.104056)
- Racine, E. 2008, *Phys. Rev. D*, 78, 044021, doi: [10.1103/PhysRevD.78.044021](https://doi.org/10.1103/PhysRevD.78.044021)

- Ramos-Buades, A., Buonanno, A., Estellés, H., et al. 2023, *Phys. Rev. D*, 108, 124037, doi: [10.1103/PhysRevD.108.124037](https://doi.org/10.1103/PhysRevD.108.124037)
- Rastello, S., Mapelli, M., Di Carlo, U. N., et al. 2020, *Mon. Not. Roy. Astron. Soc.*, 497, 1563, doi: [10.1093/mnras/staa2018](https://doi.org/10.1093/mnras/staa2018)
- Ray, A., Camilo, M., Creighton, J., Ghosh, S., & Morisaki, S. 2023a, *Phys. Rev. D*, 107, 043035, doi: [10.1103/PhysRevD.107.043035](https://doi.org/10.1103/PhysRevD.107.043035)
- Ray, A., Magaña Hernandez, I., Mohite, S., Creighton, J., & Kapadia, S. 2023b, *Astrophys. J.*, 957, 37, doi: [10.3847/1538-4357/acf452](https://doi.org/10.3847/1538-4357/acf452)
- Rhoades, Jr., C. E., & Ruffini, R. 1974, *Phys. Rev. Lett.*, 32, 324, doi: [10.1103/PhysRevLett.32.324](https://doi.org/10.1103/PhysRevLett.32.324)
- Riley, T. E., et al. 2019, *Astrophys. J. Lett.*, 887, L21, doi: [10.3847/2041-8213/ab481c](https://doi.org/10.3847/2041-8213/ab481c)
- . 2021, *Astrophys. J. Lett.*, 918, L27, doi: [10.3847/2041-8213/ac0a81](https://doi.org/10.3847/2041-8213/ac0a81)
- Robinet, F., Arnaud, N., Leroy, N., et al. 2020, *SoftwareX*, 12, 100620, doi: [10.1016/j.softx.2020.100620](https://doi.org/10.1016/j.softx.2020.100620)
- Rodriguez, C. L., Zevin, M., Pankow, C., Kalogera, V., & Rasio, F. A. 2016, *Astrophys. J. Lett.*, 832, L2, doi: [10.3847/2041-8205/832/1/L2](https://doi.org/10.3847/2041-8205/832/1/L2)
- Romani, R. W., Kandel, D., Filippenko, A. V., Brink, T. G., & Zheng, W. 2022, *Astrophys. J. Lett.*, 934, L17, doi: [10.3847/2041-8213/ac8007](https://doi.org/10.3847/2041-8213/ac8007)
- Romero-Shaw, I. M., et al. 2020, *Mon. Not. Roy. Astron. Soc.*, 499, 3295, doi: [10.1093/mnras/staa2850](https://doi.org/10.1093/mnras/staa2850)
- Roy, S., Sengupta, A. S., & Ajith, P. 2019, *Phys. Rev. D*, 99, 024048, doi: [10.1103/PhysRevD.99.024048](https://doi.org/10.1103/PhysRevD.99.024048)
- Ruiz, M., Shapiro, S. L., & Tsokaros, A. 2018, *Phys. Rev. D*, 98, 123017, doi: [10.1103/PhysRevD.98.123017](https://doi.org/10.1103/PhysRevD.98.123017)
- Sachdev, S., et al. 2019, arXiv e-prints. <https://arxiv.org/abs/1901.08580>
- Sakon, S., et al. 2024, *Phys. Rev. D*, 109, 044066, doi: [10.1103/PhysRevD.109.044066](https://doi.org/10.1103/PhysRevD.109.044066)
- Salmi, T., et al. 2022, *Astrophys. J.*, 941, 150, doi: [10.3847/1538-4357/ac983d](https://doi.org/10.3847/1538-4357/ac983d)
- Salmi, T., Vinciguerra, S., Choudhury, D., et al. 2023, *Astrophys. J.*, 956, 138, doi: [10.3847/1538-4357/acf49d](https://doi.org/10.3847/1538-4357/acf49d)
- Salvatier, J., Wiecki, T. V., & Fonnesbeck, C. 2016, *PeerJ Computer Science*, 2, e55, doi: [10.7717/peerj-cs.55](https://doi.org/10.7717/peerj-cs.55)
- Samsing, J., & Hotokezaka, K. 2021, *Astrophys. J.*, 923, 126, doi: [10.3847/1538-4357/ac2b27](https://doi.org/10.3847/1538-4357/ac2b27)
- Santamaria, L., et al. 2010, *Phys. Rev. D*, 82, 064016, doi: [10.1103/PhysRevD.82.064016](https://doi.org/10.1103/PhysRevD.82.064016)
- Savchenko, V., Ferrigno, C., Rodi, J., Coleiro, A., & Mereghetti, S. 2023, *General Coordinates Network*, 33890
- Schmidt, P., Ohme, F., & Hannam, M. 2015, *Phys. Rev. D*, 91, 024043, doi: [10.1103/PhysRevD.91.024043](https://doi.org/10.1103/PhysRevD.91.024043)
- Shao, D.-S., Tang, S.-P., Sheng, X., et al. 2020, *Phys. Rev. D*, 101, 063029, doi: [10.1103/PhysRevD.101.063029](https://doi.org/10.1103/PhysRevD.101.063029)
- Shapiro, S. L. 2017, *Phys. Rev. D*, 95, 101303, doi: [10.1103/PhysRevD.95.101303](https://doi.org/10.1103/PhysRevD.95.101303)
- Siegel, J. C., et al. 2023, *Astrophys. J.*, 954, 212, doi: [10.3847/1538-4357/ace9d9](https://doi.org/10.3847/1538-4357/ace9d9)
- Singer, L. P., & Price, L. R. 2016, *Phys. Rev. D*, 93, 024013, doi: [10.1103/PhysRevD.93.024013](https://doi.org/10.1103/PhysRevD.93.024013)
- Singer, L. P., et al. 2016, *Astrophys. J. Lett.*, 829, L15, doi: [10.3847/2041-8205/829/1/L15](https://doi.org/10.3847/2041-8205/829/1/L15)
- Skilling, J. 2006, *Bayesian Analysis*, 1, 833, doi: [10.1214/06-BA127](https://doi.org/10.1214/06-BA127)
- Smith, G. P., Robertson, A., Mahler, G., et al. 2023, *Mon. Not. Roy. Astron. Soc.*, 520, 702, doi: [10.1093/mnras/stad140](https://doi.org/10.1093/mnras/stad140)
- Smith, J. R., Abbott, T., Hirose, E., et al. 2011, *Class. Quant. Grav.*, 28, 235005, doi: [10.1088/0264-9381/28/23/235005](https://doi.org/10.1088/0264-9381/28/23/235005)
- Smith, R., Field, S. E., Blackburn, K., et al. 2016, *Phys. Rev. D*, 94, 044031, doi: [10.1103/PhysRevD.94.044031](https://doi.org/10.1103/PhysRevD.94.044031)
- Smith, R. J. E., Ashton, G., Vajpeyi, A., & Talbot, C. 2020, *Mon. Not. R. Astron. Soc.*, 498, 4492, doi: [10.1093/mnras/staa2483](https://doi.org/10.1093/mnras/staa2483)
- Somiya, K. 2012, *Class. Quant. Grav.*, 29, 124007, doi: [10.1088/0264-9381/29/12/124007](https://doi.org/10.1088/0264-9381/29/12/124007)
- Soni, S., et al. 2020, *Class. Quant. Grav.*, 38, 025016, doi: [10.1088/1361-6382/abc906](https://doi.org/10.1088/1361-6382/abc906)
- Speagle, J. S. 2020, *Mon. Not. Roy. Astron. Soc.*, 493, 3132, doi: [10.1093/mnras/staa278](https://doi.org/10.1093/mnras/staa278)
- Stovall, K., et al. 2018, *Astrophys. J. Lett.*, 854, L22, doi: [10.3847/2041-8213/aaad06](https://doi.org/10.3847/2041-8213/aaad06)
- Sugita, S., Serino, M., Negoro, H., et al. 2023a, *General Coordinates Network*, 33893
- Sugita, S., Yoshida, A., Sakamoto, T., et al. 2023b, *General Coordinates Network*, 33897
- Sukhbold, T., Ertl, T., Woosley, S. E., Brown, J. M., & Janka, H. T. 2016, *Astrophys. J.*, 821, 38, doi: [10.3847/0004-637X/821/1/38](https://doi.org/10.3847/0004-637X/821/1/38)
- Tagawa, H., Kocsis, B., Haiman, Z., et al. 2021, *Astrophys. J.*, 908, 194, doi: [10.3847/1538-4357/abd555](https://doi.org/10.3847/1538-4357/abd555)
- Talbot, C., Smith, R., Thrane, E., & Poole, G. B. 2019, *Phys. Rev. D*, 100, 043030, doi: [10.1103/PhysRevD.100.043030](https://doi.org/10.1103/PhysRevD.100.043030)
- Tanaka, M., & Hotokezaka, K. 2013, *Astrophys. J.*, 775, 113, doi: [10.1088/0004-637X/775/2/113](https://doi.org/10.1088/0004-637X/775/2/113)
- Tanaka, M., Hotokezaka, K., Kyutoku, K., et al. 2014, *Astrophys. J.*, 780, 31, doi: [10.1088/0004-637X/780/1/31](https://doi.org/10.1088/0004-637X/780/1/31)
- Tauris, T. M. 2022, *Astrophys. J.*, 938, 66, doi: [10.3847/1538-4357/ac86c8](https://doi.org/10.3847/1538-4357/ac86c8)

- Thompson, J. E., Fauchon-Jones, E., Khan, S., et al. 2020a, *Phys. Rev. D*, 101, 124059, doi: [10.1103/PhysRevD.101.124059](https://doi.org/10.1103/PhysRevD.101.124059)
- Thompson, J. E., Hamilton, E., London, L., et al. 2024, *Phys. Rev. D*, 109, 063012, doi: [10.1103/PhysRevD.109.063012](https://doi.org/10.1103/PhysRevD.109.063012)
- Thompson, T. A., et al. 2019, *Science*, 366, 637, doi: [10.1126/science.aau4005](https://doi.org/10.1126/science.aau4005)
- Thompson, T. A., Kochanek, C. S., Stanek, K. Z., et al. 2020b, *Science*, 368, eaba4356, doi: [10.1126/science.aba4356](https://doi.org/10.1126/science.aba4356)
- Thrane, E., & Talbot, C. 2019, *Publ. Astron. Soc. Austral.*, 36, e010, doi: [10.1017/pasa.2019.2](https://doi.org/10.1017/pasa.2019.2)
- Tse, M., et al. 2019, *Phys. Rev. Lett.*, 123, 231107, doi: [10.1103/PhysRevLett.123.231107](https://doi.org/10.1103/PhysRevLett.123.231107)
- Tsukada, L., et al. 2023, *Phys. Rev. D*, 108, 043004, doi: [10.1103/PhysRevD.108.043004](https://doi.org/10.1103/PhysRevD.108.043004)
- Urban, A. L., et al. 2021, *gwdetchar/gwdetchar*, Zenodo, doi: [10.5281/zenodo.597016](https://doi.org/10.5281/zenodo.597016)
- Usman, S. A., et al. 2016, *Class. Quant. Grav.*, 33, 215004, doi: [10.1088/0264-9381/33/21/215004](https://doi.org/10.1088/0264-9381/33/21/215004)
- van de Meent, M., Buonanno, A., Mihaylov, D. P., et al. 2023, *Phys. Rev. D*, 108, 124038, doi: [10.1103/PhysRevD.108.124038](https://doi.org/10.1103/PhysRevD.108.124038)
- van den Heuvel, E. P. J., & Tauris, T. M. 2020, *Science*, 368, eaba3282, doi: [10.1126/science.aba3282](https://doi.org/10.1126/science.aba3282)
- Viets, A., et al. 2018, *Class. Quant. Grav.*, 35, 095015, doi: [10.1088/1361-6382/aab658](https://doi.org/10.1088/1361-6382/aab658)
- Vigna-Gómez, A., Schröder, S. L., Ramirez-Ruiz, E., et al. 2021, *Astrophys. J. Lett.*, 920, L17, doi: [10.3847/2041-8213/ac2903](https://doi.org/10.3847/2041-8213/ac2903)
- Villa-Ortega, V., Dent, T., & Barroso, A. C. 2022, *Mon. Not. Roy. Astron. Soc.*, 515, 5718, doi: [10.1093/mnras/stac2120](https://doi.org/10.1093/mnras/stac2120)
- Vinciguerra, S., et al. 2024, *Astrophys. J.*, 961, 62, doi: [10.3847/1538-4357/acfb83](https://doi.org/10.3847/1538-4357/acfb83)
- Virgo Collaboration. 2021, *PythonVirgoTools*, v5.1.1, git.ligo.org/virgo/virgoapp/PythonVirgoTools
- Virtanen, P., et al. 2020, *Nat. Meth.*, 17, 261, doi: [10.1038/s41592-019-0686-2](https://doi.org/10.1038/s41592-019-0686-2)
- Vitale, S., & Chen, H.-Y. 2018, *Phys. Rev. Lett.*, 121, 021303, doi: [10.1103/PhysRevLett.121.021303](https://doi.org/10.1103/PhysRevLett.121.021303)
- Vitale, S., Gerosa, D., Farr, W. M., & Taylor, S. R. 2020, arXiv e-prints. <https://arxiv.org/abs/2007.05579>
- Vynatheya, P., & Hamers, A. S. 2022, *Astrophys. J.*, 926, 195, doi: [10.3847/1538-4357/ac4892](https://doi.org/10.3847/1538-4357/ac4892)
- Wadekar, D., Roulet, J., Venumadhav, T., et al. 2023, arXiv e-prints. <https://arxiv.org/abs/2312.06631>
- Wang, Y., Stebbins, A., & Turner, E. L. 1996, *Phys. Rev. Lett.*, 77, 2875, doi: [10.1103/PhysRevLett.77.2875](https://doi.org/10.1103/PhysRevLett.77.2875)
- Waratkar, G., Bhalerao, V., Bhattacharya, D., et al. 2023, *General Coordinates Network*, 33896
- Waskom, M. L. 2021, *J. Open Source Softw.*, 6, 3021, doi: [10.21105/joss.03021](https://doi.org/10.21105/joss.03021)
- Williams, D., Veitch, J., Chiofalo, M. L., et al. 2023, *J. Open Source Softw.*, 8, 4170, doi: [10.21105/joss.04170](https://doi.org/10.21105/joss.04170)
- Wyrzykowski, L., & Mandel, I. 2020, *Astron. Astrophys.*, 636, A20, doi: [10.1051/0004-6361/201935842](https://doi.org/10.1051/0004-6361/201935842)
- Wyrzykowski, L., et al. 2016, *Mon. Not. Roy. Astron. Soc.*, 458, 3012, doi: [10.1093/mnras/stw426](https://doi.org/10.1093/mnras/stw426)
- Yang, Y., Gayathri, V., Bartos, I., et al. 2020, *Astrophys. J. Lett.*, 901, L34, doi: [10.3847/2041-8213/abb940](https://doi.org/10.3847/2041-8213/abb940)
- Ye, C. S., Fong, W.-f., Kremer, K., et al. 2020, *Astrophys. J. Lett.*, 888, L10, doi: [10.3847/2041-8213/ab5dc5](https://doi.org/10.3847/2041-8213/ab5dc5)
- Yunes, N., & Pretorius, F. 2009, *Phys. Rev. D*, 80, 122003, doi: [10.1103/PhysRevD.80.122003](https://doi.org/10.1103/PhysRevD.80.122003)
- Zackay, B., Dai, L., & Venumadhav, T. 2018, arXiv e-prints. <https://arxiv.org/abs/1806.08792>
- Zevin, M., Spera, M., Berry, C. P. L., & Kalogera, V. 2020, *Astrophys. J. Lett.*, 899, L1, doi: [10.3847/2041-8213/aba74e](https://doi.org/10.3847/2041-8213/aba74e)
- Zhu, J.-P., Qin, Y., Wang, Z.-H.-T., et al. 2023, arXiv e-prints. <https://arxiv.org/abs/2310.14256>
- Zhu, X., Thrane, E., Osłowski, S., Levin, Y., & Lasky, P. D. 2018, *Phys. Rev. D*, 98, 043002, doi: [10.1103/PhysRevD.98.043002](https://doi.org/10.1103/PhysRevD.98.043002)
- Zweizig, J. 2006, *The Data Monitor Tool Project*, labcit.ligo.caltech.edu/~jzweizig/DMT-Project.html

All Authors and Affiliations

THE LIGO SCIENTIFIC COLLABORATION, THE VIRGO COLLABORATION, AND THE KAGRA COLLABORATION

A. G. ABAC¹ R. ABBOTT² I. ABOUELFETTOUH³ F. ACERNESE^{4,5} K. ACKLEY⁶ S. ADHICARY⁷ N. ADHIKARI⁸
R. X. ADHIKARI³ V. K. ADKINS⁹ D. AGARWAL^{10,11} M. AGATHOS¹² M. AGHAEI ABGHOUYEH¹³ O. D. AGUIAR¹⁴
I. AGUILAR¹⁵ L. AIELLO^{16,17,18} A. AIN¹⁹ P. AJITH²⁰ S. AKÇAY²¹ T. AKUTSU^{22,23} S. ALBANESI^{24,25,26}
R. A. ALFAIDI²⁷ A. AL-JODAH²⁸ C. ALLÈNE²⁹ A. ALLOCCA^{30,5} S. AL-SHAMMARI¹⁸ P. A. ALTIN³¹
S. ALVAREZ-LOPEZ³² A. AMATO^{33,34} L. AMEZ-DROZ³⁵ A. AMOROSI³⁵ C. AMRA³⁶ A. ANANYEVA²
S. B. ANDERSON⁴⁰ W. G. ANDERSON³⁷ M. ANDIA³⁷ M. ANDO³⁸ T. ANDRADE³⁹ N. ANDRES²⁹
M. ANDRÉS-CARCASONA⁴⁰ T. ANDRIĆ^{41,42,1,43} J. ANGLIN⁴⁴ S. ANSOLDI^{45,46} J. M. ANTELLI⁴⁷ S. ANTIER⁴⁸
M. AOUMI⁴⁹ E. Z. APPAVURAVTHER^{50,51} S. APPERT² S. K. APPLE⁵² K. ARAI² A. ARAYA³⁸ M. C. ARAYA²
J. S. AREEDA⁵³ L. ARGIANAS⁵⁴ N. ARITOMI³ F. ARMATO^{55,56} N. ARNAUD^{37,57} M. AROGETI⁵⁸ S. M. ARONSON⁹
K. G. ARUN⁵ G. ASHTON⁶⁰ Y. ASO^{22,61} M. ASSIDUO^{62,63} S. ASSIS DE SOUZA MELO⁵⁷ S. M. ASTON⁶⁴
P. ASTONE⁶⁵ F. ATTADIQ^{66,65} F. AUBIN⁶⁷ M. K. AULTONEAL⁶⁸ G. AVALLONE⁶⁹ D. AZRAD⁷⁰ S. BABAK⁷¹
F. BADARACCO⁵⁵ C. BADGER⁷² S. BAE⁷³ S. BAGNASCO²⁴ E. BAGUI⁷⁴ J. G. BAIER⁷⁵ L. BAIOTTI⁷⁶ R. BAIJAI²²
T. BAKA⁷⁷ M. BALL⁷⁸ G. BALLARDIN⁷⁹ S. W. BALLMER⁸⁰ S. BANAGIRI⁸⁰ B. BANERJEE⁸¹ D. BANKAR¹¹
P. BARAL⁸ J. C. BARAYOGA² B. C. BARISH² D. BARKER³ P. BARNEO^{39,81} F. BARONE^{82,5} B. BARR²⁷
L. BARSOTTI³² M. BARSUGLIA⁷¹ D. BARTA⁸³ A. M. BARTOLETTI⁸⁴ M. A. BARTON²⁷ I. BARTOS⁴⁴ S. BAŞAK²⁰
A. BASALAEV⁸⁵ R. BASSIRI¹⁵ A. BASTI^{86,87} D. E. BATES¹⁸ M. BAWAJ^{88,50} P. BAXI⁸⁹ J. C. BAYLEY²⁷
A. C. BAYLOR⁸ P. A. BAYNARD II⁵⁸ M. BAZZAN^{90,91} V. M. BEDAKIHALE⁹² F. BEIRNAERT⁹³ M. BEJGER⁹⁴
D. BELARDINELLI¹⁷ A. S. BELL²⁷ V. BENEDETTO⁹⁵ W. BENOIT⁹⁶ J. D. BENTLEY⁸⁵ M. BEN YAALA⁹⁷ S. BERA⁹⁸
M. BERBEL⁹⁹ F. BERGAMIN¹⁰⁰ B. K. BERGER¹⁵ S. BERNUZZI²⁵ M. BEROIZ² C. P. L. BERRY²⁷ D. BERSANETTI⁵⁵
A. BERTOLINI³⁴ J. BETZWIESER⁶⁴ D. BEVERIDGE²⁸ N. BEVINS⁵⁴ R. BHANDARE¹⁰⁰ U. BHARDWAJ^{101,34} R. BHATT²
D. BHATTACHARJEE^{75,102} S. BHAUMIK⁴⁴ S. BHOWMIK¹⁰³ A. BIANCHI^{34,104} I. A. BILENKO¹⁰⁵ G. BILLINGSLEY²
A. BINETTI¹⁰⁶ S. BINI^{107,108} O. BIRNHOLTZ⁷⁰ S. BISCOVEANU⁸⁰ A. BISHT¹⁰² M. BITOSI^{97,87} M.-A. BIZOUARD⁴⁸
J. K. BLACKBURN² L. A. BLAGG⁷⁸ C. D. BLAIR^{28,64} D. G. BLAIR²⁸ F. BOBBA^{69,109} N. BODE^{11,42}
G. BOILEAU^{19,48} M. BOLDRINI^{66,65} G. N. BOLINGBROKE¹¹⁰ A. BOLLAND^{111,36} L. D. BONAVENA⁹⁰
R. BONDARESCU³⁹ F. BONDU¹¹² E. BONILLA¹¹⁴ M. S. BONILLA⁵³ A. BONINO¹¹³ R. BONNARD²⁹ P. BOOKER^{41,42}
A. BORCHERS^{41,42} V. BOSCHI⁸⁷ S. BOSE¹¹⁴ V. BOSSILKOV⁶⁴ V. BOUDART¹¹⁵ A. BOUDON¹¹⁶ A. BOZZI³⁷
C. BRADASCHIA⁸⁷ P. R. BRADY⁸ M. BRAGLIA¹¹⁷ A. BRANCH⁶⁴ M. BRANCHESI^{43,118} J. BRANDT⁵⁸ I. BRAUN⁷⁵
M. BRESCHI²⁵ T. BRIANT¹¹⁹ A. BRILET¹¹⁹ M. BRINKMANN^{41,42} P. BROCKILL⁸ E. BROCKMUELLER^{41,42}
A. F. BROOKS² B. C. BROWN⁴⁴ D. D. BROWN¹¹⁰ M. L. BROZZETTI^{88,50} S. BRUNETT² G. BRUNO¹⁰ R. BRUNTZ¹²⁰
J. BRYANT¹¹³ F. BUCCI⁶³ J. BUCHANAN¹²⁰ O. BULASHENKO^{39,81} T. BULIK¹²¹ H. J. BULTEN³⁴ A. BUONANNO^{122,1}
K. BURTYNK³ R. BUSCICCHIO^{123,124} D. BUSKULIC²⁹ C. BUY¹²⁵ R. L. BYER¹⁵ G. S. CABOURN DAVIES¹²⁶
G. CABRAS^{45,46} R. CABRITA¹⁰ V. CÁCERES-BARBOSA⁷ L. CADONATI³⁸ G. CAGNOLI¹²⁷ C. CAHILLANE⁷⁹
J. CALDERÓN BUSTILLO¹²⁸ T. A. CALLISTER¹²⁹ E. CALLONI^{30,5} J. B. CAMP¹³⁰ M. CANEPA^{56,55}
G. CANEVA SANTORO⁴⁰ K. C. CANNON³⁸ H. CAO¹¹⁰ L. A. CAPISTRAN¹³¹ E. CAPOCASA⁷¹ E. CAPOTE⁷⁹
G. CARAPPELLA^{69,109} F. CARBOGNANI⁵⁷ M. CARLASSARA^{41,42} J. B. CARLIN¹³² M. CARPINELLI^{123,133,57}
G. CARRILLO⁷⁸ J. J. CARTER^{41,42} G. CARULLO¹³⁴ J. CASANUEVA DIAZ⁵⁷ C. CASENTINI^{135,16,17}
S. Y. CASTRO-LUCAS¹⁰³ S. CAUDILL^{136,34,77} M. CAVAGLIA¹⁰² R. CAVALIERI⁵⁷ G. CELLA⁸⁷ P. CERDÁ-DURÁN^{137,138}
E. CESARINI¹⁷ W. CHAIBI⁴⁸ P. CHAKRABORTY^{41,42} S. CHALATHADKA SUBRAHMANYA⁸⁵ J. C. L. CHAN¹³⁹
M. CHAN¹⁴⁰ K. CHANDRA⁷ R.-J. CHANG¹⁴¹ S. CHAO^{142,143} P. CHAR¹¹⁵ E. L. CHARLTON¹²⁰ P. CHARLTON¹⁴⁴
E. CHASSANDE-MOTTIN⁷¹ C. CHATTERJEE¹⁴⁵ DEBARATI CHATTERJEE¹¹ DEEP CHATTERJEE³² D. CHATTOPADHYAY¹⁸
M. CHATURVEDI¹⁰⁰ S. CHATY⁷¹ K. CHATZIOANNOU² A. CHEN¹² A. H.-Y. CHEN¹⁴⁶ D. CHEN¹⁴⁷ H. CHEN¹⁴²
H. Y. CHEN¹⁴⁸ J. CHEN³² K. H. CHEN¹⁴³ Y. CHEN¹⁴² YANBEI CHEN¹⁴⁹ YITIAN CHEN¹⁵⁰ H. P. CHENG¹⁵¹
P. CHESSA^{88,50} H. T. CHEUNG⁸⁹ S. Y. CHEUNG¹³² F. CHIADINI^{153,109} G. CHIARINI⁹¹ R. CHERICI¹¹⁶
A. CHINCARINI⁵⁵ M. L. CHIOFALO^{86,87} A. CHIUMMO^{5,57} C. CHOU¹⁴⁶ S. CHOUDHARY²⁸ N. CHRISTENSEN⁴⁸
S. S. Y. CHUA³¹ P. CHUGH¹⁵² G. CIANI^{90,91} P. CIECIELAG⁹⁴ M. CIEŚLAR¹²¹ M. CIFALDI¹⁷ R. CIOLFI^{154,91}
F. CLARA³ J. A. CLARK¹¹⁹ J. CLARKE¹⁸ T. A. CLARKE⁵⁶ P. CLEARWATER¹⁵⁵ S. CLESSE⁷⁴ E. COCCIA^{43,118,40}
E. CODAZZO⁴³ P.-F. COHADON¹¹⁹ S. COLACE⁵⁶ M. COLLEONI⁹⁸ C. G. COLLETTE³⁵ J. COLLINS⁶⁴ S. COLLOMS²⁷
A. COLOMBO^{123,124,156} M. COLPI^{123,124} C. M. COMPTON³ G. CONNOLLY⁷⁸ L. CONTI⁹¹ T. R. CORBITT⁹
I. CORDERO-CARRIÓN¹⁵⁷ S. COREZZI^{88,50} N. J. CORNISH¹⁵⁸ A. CORSI¹⁵⁹ S. CORTESE⁵⁷ C. A. COSTA¹⁴
R. COTTINGHAM⁶⁴ M. W. COUGHLIN⁹⁶ A. COUINEAUX⁶⁵ J.-P. COULON⁴⁸ S. T. COUNTRYMAN¹⁶⁰
J.-F. COUPECHOUX¹¹⁶ P. COUVARES^{2,58} D. M. COWARD⁸ M. J. COWART⁶⁴ D. C. COYNE² R. COYNE¹⁶¹
K. CRAIG⁹⁷ R. CREED¹⁸ J. D. E. CREIGHTON⁸ T. D. CREIGHTON¹⁶² P. CREMONESE⁹⁸ A. W. CRISWELL⁹⁶
J. C. G. CROCKETT-GRAY⁹ S. CROOK⁶⁴ R. CROUCH³ J. CSIZMAZIA³ J. R. CUDELL¹¹⁵ T. J. CULLEN²
A. CUMMING²⁷ E. CUOCO^{57,87} M. CUSINATO¹³⁷ P. DABADIE¹²⁷ T. DAL CANTON³⁷ S. DALL'OSSO⁶⁵ S. DAL PRA⁶⁵
G. DÁLYA¹²⁵ B. D'ANGELO⁵⁵ S. DANILISHIN^{33,34} S. D'ANTONIO¹⁷ K. DANZMANN^{42,41,42} K. E. DARROCH¹²⁰
L. P. DARTEZ³ A. DASGUPTA⁹² S. DATTA⁵⁹ V. DATTILO⁵⁷ A. DAUMAS⁷¹ N. DAVARI^{163,133} I. DAVE¹⁰⁰
A. DAVENPORT¹⁰³ M. DAVIER³⁷ T. F. DAVIES²⁸ D. DAVIS² L. DAVIS²⁸ M. C. DAVIS⁹⁶ P. J. DAVIS^{164,165}
M. DAX¹ J. DE BOLLE⁹³ M. DEENADAYALAN¹¹ J. DEGALLAIN¹⁶⁶ M. DE LAURENTIS^{30,5} S. DELÉGLISE¹¹⁹
F. DE LILLO¹⁰ D. DELL'AQUILA^{163,133} W. DEL POZZO^{86,87} F. DE MARCO^{66,65} F. DE MATTEIS^{16,17} V. D'EMILIO²
N. DEMOS³² T. DENT¹²⁸ A. DEPASSE¹⁰ N. DEPERGOLA⁵⁴ R. DE PIETRI^{167,168} R. DE ROSA^{30,5} C. DE ROSSI⁵⁷
R. DE SALVO¹⁶⁹ R. DE SIMONE¹⁵³ A. DHANI⁴⁴ R. DIAB¹⁶² M. C. DÍAZ³⁰ M. DI CESARE³⁰ G. DIDERON¹⁷⁰
N. A. DIDIO⁷⁹ T. DIETRICH³ L. DI FIORE⁵ C. DI FRONZO³⁵ M. DI GIOVANNI^{66,65} T. DI GIROLAMO^{30,5}
D. DIKSHA^{34,33} A. DI MICHELE⁸⁸ J. DING^{71,171} S. DI PACE^{66,65} I. DI PALMA^{66,65} F. DI RENZO¹¹⁶ DIVYAJYOTI¹⁷²
A. DMITRIEV¹¹³ Z. DOCTOR⁸⁰ E. DOHMEN³ P. P. DOLEVA¹²⁰ D. DOMÍNGUEZ¹⁷³ L. D'ONOFRIO⁶⁵ F. DONOVAN³²
K. L. DOONEY¹⁸ T. DOONEY⁷⁷ S. DORAVARI¹¹ O. DOROSH¹⁷⁴ M. DRAGO^{66,65} J. C. DRIGGERS³
J.-G. DUCOIN^{175,71} L. DUNN¹³² U. DUPLÉTSA⁴³ D. D'URSO^{163,133} H. DUVAL¹⁷⁶ P.-A. DUVERNE³⁷ S. E. DWYER⁶⁴
C. EASSA³ M. EBERSOLD²⁹ T. ECKHARDT⁸⁵ G. EDDOLLS⁷⁹ B. EDELMAN⁷⁸ T. B. EDO⁷⁸ O. EDY¹²⁶ A. EFFLER⁸⁴
J. EICHHOLZ³¹ H. EINSLER⁴⁸ M. EISENMANN²² R. A. EISENSTEIN³² A. EJLLI¹⁸ R. M. ELEVELD¹⁷⁷ M. EMMA⁶⁰
K. ENDO¹⁷⁸ A. J. ENGL¹⁵ E. ENLOE⁵⁸ L. ERRICO^{30,5} R. C. ESSICK¹⁷⁹ H. ESTELLÉS¹ D. ESTEVEZ⁶⁷ T. ETZEL²
M. EVANS³² T. EVSTAFYEVA¹⁸⁰ B. E. EWING¹ J. M. EZQUIAGA¹³⁹ F. FABRIZI^{62,63} F. FAEDI^{63,62} V. FAFONE^{16,17}
S. FAIRHURST¹⁸ A. M. FARAH¹²⁹ B. FARR⁷⁸ W. M. FARR^{181,182} G. FAVARO⁹⁰ M. FAVATA¹⁸³ M. FAYS¹¹⁵
M. FAZIO⁹⁷ J. FEICHT² M. M. FEJER¹⁵ R. FELICETTI¹⁸⁴ E. FENYVESI^{83,185} D. L. FERGUSON¹⁴⁸
S. FERRAIUOLO^{186,66,65} I. FERRANTE^{86,87} T. A. FERREIRA⁹ F. FIDECARO^{86,87} P. FIGURA⁹⁴ A. FIORI^{87,86} I. FIORI⁵⁷
M. FISHBACH¹⁷⁹ R. P. FISHER¹²⁰ R. FITTIPALDI^{187,109} V. FIUMARA^{188,109} R. FLAMINIO²⁹ S. M. FLEISCHER¹⁸⁹

L. S. FLEMING¹⁹⁰ E. FLODEN⁹⁶ E. M. FOLEY⁹⁶ H. FONG¹⁴⁰ J. A. FONT^{137, 138} B. FORNAL¹⁹¹ P. W. F. FORSYTH³¹
 K. FRANCESCHETTI¹⁰⁷ N. FRANCHINI⁷¹ S. FRASCA^{66, 65} F. FRASCONI⁸⁷ A. FRATTALE MASCIOLI^{66, 65} Z. FREI¹⁹²
 A. FREISE^{34, 104} O. FREITAS^{193, 137} R. FREY⁷⁸ W. FRISCHHERTZ⁶⁴ P. FRITSCHER³² V. V. FROLOV⁶⁴
 G. G. FRONZÉ²⁴ M. FUENTES-GARCIA² S. FUJII¹⁹⁴ T. FUJIMORI¹⁹⁵ P. FULDA⁴⁴ M. FYFFE⁶⁴ B. GADRE⁷⁷
 J. R. GAIR¹ S. GALAUDAGE¹⁹⁶ V. GALDI¹⁶⁹ H. GALLAGHER¹⁹⁷ S. GALLARDO¹⁹⁸ B. GALLEGO¹⁹⁸ R. GAMBA²⁵
 A. GAMBOA¹ D. GANAPATHY³² A. GANGULY¹¹ B. GARAVENTA^{55, 56} J. GARCÍA-BELLIDO¹¹⁷ C. GARCÍA NUÑEZ¹⁹⁰
 C. GARCÍA-QUIRÓS¹⁹⁹ J. W. GARDNER³¹ K. A. GARDNER¹⁴⁰ J. GARGIULO⁹⁷ A. GARRON⁹⁸ F. GARUFI^{30, 5}
 C. GASBARRA^{16, 17} B. GATELEY³ V. GAYATHRI⁸ G. GEMME⁵⁵ A. GENNAI⁸⁷ V. GENNARI¹²⁵ J. GEORGE¹⁰⁰
 R. GEORGE¹⁴⁸ O. GERBERDING⁸⁵ L. GERGELY²⁰⁰ S. GHONGE⁵⁸ ARCHISMAN GHOSH⁹³ SAYANTAN GHOSH²⁰¹
 SHAON GHOSH¹⁸³ SHROBANA GHOSH^{11, 42} SUPROVO GHOSH¹¹ TATHAGATA GHOSH¹¹ L. GIACOPPO^{66, 65}
 J. A. GIAIME^{9, 64} K. D. GIARDINA⁶⁴ D. R. GIBSON¹⁹⁰ D. T. GIBSON¹⁸⁰ C. GIER⁹⁷ P. GIRI^{87, 86} F. GISSI⁹⁵
 S. GKAITATZIS^{86, 87} J. GLANZER⁹ F. GLOTIN³⁷ J. GODFREY⁷⁸ P. GODWIN² N. L. GOEBBELS⁸⁵ E. GOETZ¹⁴⁰
 J. GOLOMB² S. GOMEZ LOPEZ^{66, 65} B. GONCHAROV⁴³ Y. GONG²⁰² G. GONZÁLEZ⁹ P. GOOPARZI²⁰³ S. GOODE¹⁵²
 A. W. GOODWIN-JONES²⁸ M. GOSSELIN⁵⁷ A. S. GÖTTEL¹⁸ R. GOUATY²⁹ D. W. GOULD³¹ K. GOVORKOVA³²
 S. GOYAL¹ B. GRACE³¹ A. GRADO^{204, 5} V. GRAHAM²⁷ A. E. GRANADOS⁹⁶ M. GRANATA¹⁶⁶ V. GRANATA⁶⁹
 S. GRAS³² P. GRASSIA² A. GRAY⁹⁶ C. GRAY³ R. GRAY²⁷ G. GRECO⁵⁰ A. C. GREEN^{34, 104} S. M. GREEN¹²⁶
 S. R. GREEN²⁷ A. M. GREYARSON⁶⁸ E. M. GREYARSON⁶⁸ D. GRIFFITH² W. L. GRIFFITHS¹⁸ H. L. GRIGGS⁵⁸
 G. GRIGNANI^{88, 50} A. GRIMALDI^{107, 108} C. GRIMAUD²⁹ H. GROTE¹⁸ D. GUERRA¹³⁷ D. GUETTA^{205, 65}
 G. M. GUIDI^{62, 63} A. R. GUIMARAES⁹ H. K. GULATI⁹² F. GULMINELLI^{164, 165} A. M. GUNNY³² H. GUO¹⁹¹
 W. GUO²⁸ Y. GUO^{34, 33} ANCHAL GUPTA² ANURADHA GUPTA²⁰⁶ ISH GUPTA⁷ N. C. GUPTA⁹² P. GUPTA^{34, 77}
 S. K. GUPTA⁴⁴ T. GUPTA¹⁵⁸ N. GUPTÉ¹ J. GURS⁸⁵ N. GUTIERREZ¹⁶⁶ F. GUZMAN¹³¹ H.-Y. H¹⁴² D. HABA¹⁷³
 M. HABERLAND¹ S. HAINO²⁰⁷ E. D. HALL³ E. Z. HAMILTON⁹⁸ G. HAMMOND²⁷ W.-B. HAN²⁰⁸ M. HANEY³⁴
 J. HANKS³ C. HANNA⁷ M. D. HANNAM¹⁸ O. A. HANNUKSELA²⁰⁹ A. G. HANSELMAN¹²⁹ H. HANSEN³ J. HANSON⁶⁴
 R. HARADA³⁸ A. R. HARDISON²¹⁰ K. HARRIS^{34, 77} T. HARMARK¹³⁴ J. HARMS^{43, 118} G. M. HARRY²¹¹ I. W. HARRY¹²⁶
 J. HART⁷⁵ B. HASKELL⁹⁴ C.-J. HASTER³¹² J. S. HATHAWAY¹⁹⁷ K. HAUGHIAN²⁷ H. HAYAKAWA⁴⁹ K. HAYAMA²¹³
 R. HAYES¹⁸ J. HEALY¹⁹⁷ A. HEFFERNAN⁹⁸ A. HEIDMANN¹¹⁹ M. C. HEINTZE⁶⁴ J. HEINZEL¹¹³ J. HEINZEL³²
 H. HEITMANN⁴⁸ F. HELLMAN²¹⁴ P. HELLO³⁷ A. F. HELMLING-CORNELL⁷⁸ G. HEMMING⁵⁷ O. HENDERSON-SAPIB¹¹⁰
 M. HENDRY²⁷ I. S. HENG²⁷ E. HENNES³⁴ C. HENSHAW⁵⁸ T. HERTOGE¹⁰⁶ M. HEURS^{41, 42} A. L. HEWITT^{180, 215}
 J. HEYNS³² S. HIGGINBOTHAM¹⁸ S. HILD^{33, 34} S. HILL²⁷ Y. HIMEMOTO²¹⁶ N. HIRATA²² C. HIROSE²¹⁷ S. HOANG³⁷
 S. HOCHHEIM^{11, 42} D. HOEMAN¹⁶⁶ N. A. HOLLAND^{34, 104} K. HOLLEY-BOCKELMANN¹⁴⁵ Z. J. HOLMES¹¹⁰
 D. E. HOLZ²⁸ L. HONET⁷⁴ C. HONG¹³ J. HORNING⁷⁸ S. HOSHINO²¹⁷ J. HOUGH²⁷ S. HOURIHANE²
 E. J. HOWELL²⁸ C. G. HOY¹²⁶ C. A. HRISHIKESH¹⁶ H.-F. HSIEH¹⁴² C. HSIUNG²¹⁸ H. C. HSU¹⁴⁵ W.-F. Hsu¹⁰⁶
 P. HU¹⁴⁵ Q. HU²⁷ H. Y. HUANG¹⁴³ Y.-J. HUANG⁷ A. D. HUDDART²¹⁹ B. HUGHEY⁶⁸ D. C. Y. HUI²²⁰ V. HUI²⁹
 S. HUSA⁹⁸ R. HUXFORD⁷ T. HUYNH-DINH⁶⁴ L. IAMPIERI^{66, 65} G. A. IANDOLO³³ M. IANNI^{17, 16} A. IESS^{221, 87}
 H. IMAFUKU³⁸ K. INAYOSHII²²² Y. INOUE¹⁴³ G. IORIO⁹⁰ M. H. IQBAL³¹ J. IRWIN²⁷ R. ISHIKAWA²²³ M. ISI^{181, 182}
 M. A. ISMAIL¹⁴³ Y. ITOH^{195, 224} H. IWANAGA¹⁹⁵ M. IWAYA¹⁹⁴ B. R. IYER²⁰ V. JABERIAN²⁸ HAMEDAN²⁸
 C. JACQUET¹²⁵ P.-E. JACQUET¹¹⁹ S. J. JADHAV²²⁵ S. P. JADHAV¹⁵⁵ T. JAIN¹⁸⁰ A. L. JAMES² P. A. JAMES¹²⁰
 R. JAMSHIDI³⁵ J. JANQUART^{77, 34} K. JANSSENS^{19, 48} N. N. JANTHALUR²²⁵ S. JARABA¹¹⁷ P. JARANOWSKI²²⁶
 R. JAUME⁹⁸ W. JAVED¹⁸ A. JENNINGS³ W. JIA³² J. JIANG⁴⁴ J. KUBISZ²²⁷ JOHANSON¹³⁶ G. R. JOHNS¹²⁰
 N. A. JOHNSON⁴⁴ N. K. JOHNSON-MCDANIEL²⁰⁶ M. C. JOHNSTON²¹² R. JOHNSTON²⁷ N. JOHNY^{41, 42} D. H. JONES³¹
 D. I. JONES²²⁸ R. JONES²⁷ S. JOSE¹⁷² P. JOSHI⁷ L. JU²⁸ M. K. JUNG²²⁹ J. JUNKER³¹ V. JUSTE⁷⁴ T. KAJITA²³⁰
 I. KAKU¹⁹⁵ C. KALAGHATGI^{77, 34, 231} V. KALOGERA⁸⁰ M. KAMIZUMI⁴⁹ N. KANDA^{224, 195} S. KANDHASAMY¹¹
 G. KANG²³² J. B. KANNER² S. J. KAPADIA¹¹ D. P. KAPASI³¹ S. KARAT² C. KARATHANASIS⁴⁰ R. KASHYAP⁷
 M. KASPRZACK² W. KASTAUN^{41, 42} T. KATO¹⁹⁴ E. KATSIVOUNIDIS³² W. KATZMAN⁶⁴ R. KAUSHIK¹⁰⁰ K. KAWABE³
 R. KAWAMOTO¹⁹⁵ A. KAZEMI⁹⁶ A. KEDIA¹⁹⁷ D. KEITEL⁹⁸ J. KELLEY-DERZON⁴⁴ J. KENNINGTON²⁸
 R. KESHARWANI¹ J. S. KEY²³³ R. KHADELA^{41, 42} S. KHADKA¹⁵ F. Y. KHALIL¹⁰⁵ F. KHAN^{41, 42} I. KHAN^{234, 36}
 T. KHANAM¹⁵⁹ M. KHURSHED¹⁰⁰ N. M. KHUSID^{181, 182} W. KIENDREBEOGO^{48, 235} N. KIJBUNCHOO¹¹⁰ C. KIM²³⁶
 J. C. KIM²³⁷ K. KIM²³⁸ M. H. KIM²³⁹ S. KIM²²⁰ Y.-M. KIM²²⁰ C. KIMBALL⁸⁰ M. KINLEY-HANLON²⁷
 M. KINNEAR¹⁸ J. S. KISSEL³ S. KLIMENKO⁴⁴ A. M. KNEE¹⁴⁰ N. KNUST^{41, 42} K. KOBAYASHI¹⁹⁴ P. KOCH^{41, 42}
 S. M. KOEHLERBECK¹⁵ G. KOEKOEK^{34, 33} K. KOHRI^{240, 241} K. KOKEYAMA¹⁸ S. KOLEY⁴³ P. KOJITSIDOU¹¹³
 M. KOLSTEIN⁴⁰ K. KOMORI³⁸ A. K. H. KONG¹⁴² A. KONTOS²⁴² M. KOROBKO⁸³ R. V. KOSSAK^{41, 42} X. KOU⁹⁶
 A. KOUSHIK¹⁹ N. KOUVATSOS⁷² M. KOVALAM²⁸ D. B. KOZAK² S. L. KRANZHOFER^{33, 34} V. KRINGEL^{41, 42}
 N. V. KRISHNENDU²⁰ A. KRÓLAK^{243, 174} K. KRUSKA^{41, 42} G. KUEHN^{41, 42} P. KUIJER³⁴ S. KULKARNI²⁰⁶
 A. KULUR RAMAMOJAN³¹ A. KUMAR²²⁵ PRAVEEN KUMAR¹²⁸ PRAYUSH KUMAR²⁰ RAHUL KUMAR³
 RAKESH KUMAR^{90, 91, 38} J. KUME³² K. KUNS³² N. KUNTIMADDI¹⁸ S. KUROYANAGI^{117, 244} N. J. KURTH⁹
 S. KUWAHARA³⁸ K. KWAK²²⁹ K. KWAN³¹ J. KWOK¹⁸⁰ G. LACAILLE²⁷ P. LAGABBE²⁹ D. LAGHI¹²⁵ S. LAI¹⁴⁶
 A. H. LAITY¹⁶¹ M. H. LAKKIS³⁵ E. LALANDE²⁴⁵ M. LALLEMAN¹⁹ P. C. LALREMUAU²⁴⁶ M. LANDRY³
 P. LANDRY¹⁷⁹ B. B. LANE³² R. N. LANG³² J. LANGE¹⁴⁸ B. LANTZ¹⁵ A. LA RANA⁶⁵ I. LA ROSA³⁸
 A. LARTAUX-VOLLARD³⁷ P. D. LASKY¹⁵² J. LAWRENCE¹⁵⁹ M. N. LAWRENCE⁹ M. LAXEN⁶⁴ A. LAZZARINI²
 C. LAZZARO^{90, 91} P. LEACI^{66, 65} Y. K. LECOUCHE¹⁴⁰ H. M. LEE²³⁷ H. W. LEE²⁴⁷ K. LEE²³⁹ R.-K. LEE¹⁴²
 R. LEE³² S. LEE²³⁸ Y. LEE¹⁴³ I. N. LEGRED² J. LEHMANN^{41, 42} L. LEHNER¹⁷⁰ M. LE JEAN¹⁶⁶ A. LEMAITRE²⁴⁸
 M. LENTI^{63, 249} M. LEONARDI^{107, 108, 22} M. LEQUIME³⁶ N. LEROY³⁷ M. LESOVSKY² N. LETENDRE²⁹
 M. LETHUILLIER¹¹⁶ S. E. LEVIN²⁰³ Y. LEVIN¹⁵² K. LEYDE⁷¹ A. K. Y. LI² K. L. LI¹⁴¹ T. G. F. LI^{209, 106} X. LI¹⁴⁹
 Z. LI²⁷ A. LIHOS¹²⁰ C.-Y. LIN²⁵⁰ C.-Y. LIN¹⁴³ E. T. LIN¹⁴² F. LIN¹⁴³ H. LIN¹⁴³ L. C.-C. LIN¹⁴¹ Y.-C. LIN¹⁴²
 F. LINDE^{231, 34} S. D. LINKER¹⁹⁸ T. B. LITTENBERG²⁵¹ A. LIU²⁰⁹ G. C. LIU²¹⁸ JIAN LIU²⁸
 F. LLAMAS VILLARREAL¹⁶² J. LLOBERA-QUEROL⁹⁸ R. K. L. LO¹³⁹ J.-P. LOCQUET¹⁰⁶ L. T. LONDON^{72, 32, 101}
 A. LONGO^{62, 63} D. LOPEZ¹¹⁵ M. LOPEZ PORTILLA⁷⁷ M. LORENZINI^{16, 17} A. LORENZO-MEDINA¹²⁸ V. LORIETTE³⁷
 M. LORMAND⁶⁴ G. LOSURDO⁸⁷ T. P. LOTT IV⁵⁸ J. D. LOUGH^{41, 42} H. A. LOUGHLIN³² C. O. LOUSTO¹⁹⁷
 M. J. LOWRY¹²⁰ N. LU³¹ H. LÜCK^{42, 41, 42} D. LUMACA¹⁷ A. P. LUNDGREN¹²⁶ A. W. LUSSIER²⁴⁵ L.-T. MA¹⁴²
 S. MA¹⁷⁰ M. MA'ARIF¹⁴³ R. MACAS¹²⁶ A. MACEDO⁵³ M. MACINNIS³² R. R. MACY^{41, 42} D. M. MACLEOD¹⁸
 I. A. O. MACMILLAN² A. MACQUET³⁷ D. MACRI⁹² K. MAEDA¹⁷⁸ S. MAENAUT¹⁰⁶ I. MAGANA HERNANDEZ⁸
 S. S. MAGARE¹¹ C. MAGAZZÙ⁸⁷ R. M. MAGEE² E. MAGGIO¹ R. MAGGIORE^{34, 104} M. MAGNOZZI^{55, 56}
 M. MAHESH⁸⁵ S. MAHESH²⁵² M. MAINI¹⁶¹ S. MAJHI¹¹ E. MAJORANA^{66, 65} C. N. MAKAREM² E. MAKELELE⁷⁵
 J. A. MALAQUIAS-REIS¹⁴ U. MALI¹⁷⁹ S. MALIAKAL² A. MALIK¹⁰⁰ N. MAN⁴⁸ V. MANDIC⁹⁶ V. MANGANO^{65, 66}
 B. MANNIX⁷⁸ G. J. MANSSELL^{79, 32} G. MANSINGH²¹¹ M. MANSKE⁸ M. MANTOVANI⁵⁷ M. MAPELLI^{90, 91, 253}
 F. MARCHESONI^{51, 50, 254} D. MARÍN PINA^{39, 81, 255} F. MARION²⁹ S. MÁRKA¹⁶⁰ Z. MÁRKA¹⁶⁰ A. S. MARKOSYAN¹⁵
 A. MARKOWITZ² E. MAROS² S. MARSAT¹²⁵ F. MARTELLI^{62, 63} I. W. MARTIN²⁷ R. M. MARTIN¹⁸³
 B. B. MARTINEZ¹³¹ M. MARTINEZ^{40, 256} V. MARTINEZ¹²⁷ A. MARTINI^{107, 108} K. MARTINOVIC⁷² J. C. MARTINS¹⁴
 D. V. MARTYNOV¹¹³ E. J. MARX³² L. MASSARO^{33, 34} A. MASSEROT²⁹ M. MASSO-REID²⁷ M. MASTRODICASA^{65, 66}

S. MASTROGIOVANNI⁶⁵ T. MATCOVICH⁵⁰ M. MATUSHECHKINA^{41,42} M. MATSUYAMA¹⁹⁵ N. MAVALVALA³²
 N. MAXWELL³ G. MCCARROL⁶⁴ R. MCCARTHY³ D. E. MCCLELLAND³¹ S. MCCORMICK⁶⁴ L. MCCULLER²
 S. MCEACHIN¹²⁰ C. MCELHENNY¹²⁰ G. I. MCGHEE²⁷ J. MCGINN²⁷ K. B. M. MCGOWAN¹⁴⁵ J. MCIVER¹⁴⁰
 A. MCLEOD²⁸ T. MCRAE³¹ D. MEACHER⁸ Q. MEIJER⁷⁷ A. MERCER¹³² S. MELLAERTS¹⁰⁶
 A. MENENDEZ-VAZQUEZ⁴⁰ C. S. MENONI¹⁰³ F. MERA³ R. A. MERCER⁸ L. MERENI¹⁶⁶ K. MERFELD¹⁵⁹
 E. L. MERILH⁶⁴ J. R. MÉRou⁹⁸ J. D. MERRITT⁷⁸ M. MERZOUGUI⁴⁸ C. MESSENGER²⁷ C. MESSICK⁸
 M. MEYER-CONDE¹⁹⁵ F. MEYLAH^{41,42} A. MHASKE¹¹ A. MIANI^{107,108} H. MIAO²⁵⁷ I. MICHALOLIAKOS⁴⁴
 C. MICHEL¹⁶⁶ Y. MICHIMURA^{2,38} H. MIDDLETON¹¹³ A. L. MILLER³⁴ S. MILLER² M. MILLHOUSE⁵⁸
 E. MILOTTI^{184,46} V. MILOTTI⁹⁰ Y. MINENKOV¹⁷ N. MIO³⁸ LL. M. MIR⁴⁰ L. MIRASOLA^{258,65}
 M. MIRAVET-TENÉS¹³⁷ C.-A. MIRITESCU⁴⁰ A. K. MISHRA² A. MISHRA¹¹ C. MISHRA¹⁷² T. MISHRA⁴⁴
 A. L. MITCHELL^{34,104} J. G. MITCHELL⁶⁸ S. MITRA¹¹ V. P. MITROFANOV¹⁰⁵ R. MITTLEMAN³² O. MIYAKAWA⁴⁹
 S. MIYAMOTO¹⁹⁴ S. MIYOKI⁴⁹ G. MO³² L. MOBILIA^{62,63} S. R. P. MOHAPATRA² S. R. MOHITE⁷
 M. MOLINA-RUIZ²¹⁴ C. MONDAL¹⁶⁴ M. MONDIN¹⁹⁸ M. MONTANI^{62,63} C. J. MOORE¹⁸⁰ D. MORARU³ A. MORE¹¹
 S. MORE¹¹ G. MORENO³ C. MORGAN¹⁸ S. MORISAKI^{34,104} Y. MORIWAKI^{66,65} G. MORRAS¹¹⁷ A. MOSCATELLO⁹⁰
 P. MOURIER⁹⁸ B. MOURS⁶⁷ C. M. MOW-LOWRY^{34,104} F. MUCIACCIA^{66,65} ARUNAVA MUKHERJEE²⁵⁹
 D. MUKHERJEE²⁵¹ SAMANWAYA MUKHERJEE¹¹¹ SOMA MUKHERJEE¹⁶² SUBROTO MUKHERJEE⁷²
 SUVODIP MUKHERJEE^{260,170,101} N. MUKUND⁹ A. MULLAVEY⁶⁴ J. MUNCH¹¹⁰ J. MUNDI²¹¹ C. L. MUNGIOL²⁸
 W. R. MUNN OBERG²⁶¹ Y. MURAKAMI¹⁹⁴ M. MURAKOSHI²²³ P. G. MURRAY²⁷ S. MUUSSE³¹ D. NABARI^{107,108}
 S. L. NADJI^{41,42} A. NAGAR^{24,262} N. NAGARAJAN²⁷ K. N. NAGLER⁶⁸ K. NAKAGAKI⁴⁹ K. NAKAMURA²²
 H. NAKANO²⁶³ M. NAKANO² D. NANDI⁹ V. NAPOLANO³² P. NARAYAN²⁰⁶ I. NARDECCHIA¹⁷ T. NARIKAWA¹⁹⁴
 H. NAROLA⁷⁷ L. NATICCHIONI⁶⁵ R. K. NAYAK²⁴⁶ J. NEILSON^{95,109} A. NELSON¹³¹ T. J. N. NELSON⁶⁴ M. NERY^{41,42}
 A. NEUNZERT³ S. NG⁵³ L. NGUYEN QUYNH²⁶⁴ S. A. NICHOLS⁹ A. B. NIELSEN²⁶⁵ G. NIERADKA⁹⁴ A. NIKO¹⁴³
 Y. NISHINO^{22,38} A. NISHIZAWA²⁶⁶ S. NISSANKE^{101,34} E. NITOGIA¹¹⁶ W. NIU⁷ F. NOCERA⁵⁷ M. NORMAN¹⁸
 C. NORTH¹⁸ J. NOVAK^{111,267,268,269} J. F. NUÑO SILES¹¹⁷ L. K. NUTTALL¹²⁶ K. OBAYASHI²³ J. OBERLING³
 J. O'DELL²¹⁹ M. OERTEL^{111,267,268,270,269} A. OFFERMANS¹⁰⁶ G. OGANESYAN^{43,118} J. J. OH²⁷¹ K. OH^{111,267,268} B. O'NEAL¹²⁰
 T. O'HANLON⁹⁴ M. OHASHI⁴⁹ M. OHKAWA²¹⁷ F. OHME^{41,42} A. S. OLIVEIRA¹⁶⁰ R. OLIVERI^{111,267,268} B. O'NEAL¹²⁰
 K. OOHARA^{272,273} N. O'REILLY⁶⁴ N. D. ORMSBY¹²⁰ M. ORSELLI^{50,88} R. O'SHAUGHNESSY¹⁹⁷ S. O'SHEA²⁷
 Y. OSHIMA³⁸ S. OSHINO⁴⁹ S. OSSOKINE¹ C. OSTHELDER⁹ I. OTA⁹ D. J. OTTAWAY¹¹⁰ A. OUZRIAT¹¹⁶
 H. OVERMIER⁶⁴ B. J. OWEN¹⁵⁹ A. E. PACE⁷ R. PAGANO⁹ M. A. PAGE²² A. PAI²⁰¹ A. PAL²⁷⁴ S. PAL²⁴⁶
 M. A. PALAIA^{87,86} M. PÁLFI¹⁹² P. P. PALMA^{66,16,17} C. PALOMBA⁶⁵ P. PALUD⁷¹ H. PAN¹⁴² J. PAN²⁸
 K. C. PAN¹⁴² R. PANAI^{258,90} P. K. PANDA²²⁵ S. PANDEY⁷ L. PANEBIANCO^{62,63} P. T. H. PANG^{34,77}
 F. PANNARALE^{66,65} K. A. PANNONE⁵³ B. C. PANT¹⁰⁰ F. H. PANTHER⁵⁸ F. PAOLETTI⁸⁷ A. PAOLONE^{65,275}
 E. E. PAPALEXAKIS²⁰³ L. PAPALINI^{87,86} G. PAPIGIKIOTIS²⁷⁶ A. PAQUIS³⁷ A. PARIS^{88,50} B.-J. PARK²³⁸ J. PARK²⁷⁷
 W. PARKER⁶⁴ G. PASCALE^{41,42} D. PASCUCCI⁹³ A. PASQUALETTI⁵⁷ R. PASSAQUIETTI^{86,87} L. PASSENGER¹⁵²
 D. PASSUELLO⁸⁷ O. PATANE³ D. PATHAK¹¹ M. PATHAK¹¹⁰ A. PATRA¹⁸ B. PATRICELLI^{86,87} A. S. PATRON⁹
 K. PAUL¹⁷² S. PAUL⁷⁸ E. PAYNE² T. PEARCE¹⁸ M. PEDRAZA² R. PEGNA⁸⁷ A. PELE⁷ F. E. PEÑA ARELLANO⁴⁷
 S. PENN²⁶¹ M. D. PENULIAR⁵³ A. PEREGO^{107,108} Z. PEREIRA¹³⁶ J. J. PEREZ⁴⁴ C. PERIGOIS^{154,91,90} G. PERNA⁹⁰
 A. PERRECA^{107,108} J. PERRET⁷¹ S. PERRIÈS¹¹⁶ J. W. PERRY^{34,104} D. PESIOS²⁷⁶ S. PETRACCA¹⁶⁹ C. PETRILLO⁸⁸
 H. P. PFEIFFER¹ H. PHAM⁶⁴ K. A. PHAM⁹⁶ K. S. PHUKON^{113,34,231} H. PHURAILATPAM²⁰⁹ M. PIARULLI¹²⁵
 L. PICCARI^{66,65} O. J. PICCINI⁴⁰ M. PICHOT⁴⁸ M. PIENDIBENE^{86,87} F. PIERGIOVANNI^{62,63} L. PIERINI⁶⁵
 G. PIERRA¹¹⁶ V. PIERRO^{95,109} M. PIETRZAK⁹⁴ M. PILLAS⁴⁸ F. PILO⁸⁷ L. PINARD¹⁶⁶ I. M. PINTO^{95,109,278,30}
 M. PINTO⁵⁷ B. J. PIOTRZKOWSKI³ M. PIRELLO³ M. D. PITKIN^{180,215} A. PLACIDI⁶³ E. PLACIDI^{66,65}
 M. L. PLAÑAS⁹⁸ W. PLASTINO^{279,17} R. POGGIANI^{86,87} E. POLINI²⁹ L. POMPILI¹ J. POON²⁰⁹ E. PORCELLI³⁴
 E. K. PORTER⁷¹ C. POSNANSKY⁷ R. POULTON⁵⁷ J. POWELL¹⁵⁵ M. PRACCHIA¹¹⁵ B. K. PRADHAN¹¹ T. PRADIER⁶⁷
 A. K. PRAJAPATI¹⁵ K. PRASAI¹⁵ R. PRASANNA²²⁵ P. PRASIA¹¹ G. PRATTEN¹¹³ G. PRINCEPE^{184,46}
 M. PRINCIPE^{169,95,278,109} G. A. PRODI^{107,108} L. PROKHOROV¹¹³ P. PROPOSITO^{16,17} A. PUECHER^{34,77} J. PULLIN⁹
 M. PUNTURO⁵⁰ P. PUPPO⁶⁵ M. PÜRRE¹⁶¹ H. QI¹² J. QIN³¹ G. QUÉMÈNER^{165,111} V. QUETSCHKE¹⁶²
 C. QUIGLEY¹⁸ P. J. QUINONEZ⁶⁸ F. J. RAAB³ S. S. RAABITH⁹ G. RAALMAKERS^{101,34} S. RAJA¹⁰⁰ C. RAJAN¹⁰⁰
 B. RAJBHANDARI¹⁹⁷ K. E. RAMIREZ⁶⁴ F. A. RAMIS VIDAL⁹⁸ A. RAMOS-BUADES³⁴ D. RANA¹¹ S. RANJAN⁵⁸
 K. RANSOM⁶⁴ P. RAPAGNANI^{66,65} B. RATTO⁶⁸ S. RAWAT⁹⁶ A. RAY⁸ V. RAYMOND¹⁸ M. RAZZANO^{86,87} J. READ⁵³
 M. RECAMAN PAYO¹⁰⁶ T. REGIMBAU²⁹ L. REI⁵⁵ S. REIH⁹⁷ D. H. REITZE² P. RELTON¹⁸ A. I. RENZINI^{86,87}
 P. RETTEGNO²¹ B. REVENU^{280,71} R. REYES¹⁹⁸ A. S. REZAEI^{65,66} F. RICCI^{65,66} M. RICCI^{65,66} A. RICCIARDONE^{86,87}
 J. W. RICHARDSON²⁰³ M. RICHARDSON¹¹⁰ A. RIJAL⁶⁸ K. RILES⁸⁹ H. K. RILEY¹⁸ S. RINALDI^{253,90} J. RITTMAYER⁸⁵
 C. ROBERTSON²¹⁹ F. ROBINET³⁷ M. ROBINSON³ A. ROCCHI¹⁷ L. ROLLAND²⁹ J. G. ROLLINS² A. E. ROMANO²⁸¹
 R. ROMANO^{4,5} A. ROMERO¹⁷⁶ I. M. ROMERO-SHAW¹⁸⁰ J. H. ROMIE⁶⁴ S. RONCHINI^{43,118} T. J. ROOKE¹¹⁰
 L. ROSA^{5,30} T. J. ROSAUER²⁰³ C. A. ROSE⁸ D. ROSIŃSKA²¹ M. P. ROSS⁵² M. ROSSELLO⁹⁸ S. ROWAN²⁷
 S. K. ROY^{181,182} S. ROY⁷⁷ D. ROZZA^{123,124} P. RUGGI⁵⁷ N. RUHAMA²²⁹ E. RUIZ MORALES^{282,117} K. RUIZ-ROCHA¹⁴⁵
 S. SACHDEV⁵⁸ T. SADECKI³ J. SADIQ¹²⁸ P. SAFFARIEH^{34,104} M. R. SAH²⁶⁰ S. S. SAHA¹⁴² S. SAHA¹⁴²
 T. SAINRAT⁶⁷ S. SAJITH MENON^{205,66,65} K. SAKAI²⁸³ M. SAKELLARIADOU⁷² S. SAKON⁷ O. S. SALAFIA^{156,124,123}
 F. SALCES-CARCOBA² L. SALCONI¹⁷ M. SALEEM⁹⁶ F. SALEMI^{66,65} M. SALLÉ³⁴ S. SALVADOR^{165,164,111} A. SANCHEZ³
 E. J. SANCHEZ² J. H. SANCHEZ⁸⁰ L. E. SANCHEZ² N. SANCHIS-GUAL¹³⁷ J. R. SANDERS²¹⁰ E. M. SANGER¹
 F. SANTOLUQUIDO⁴³ T. R. SARAVANAN¹¹ N. SARIN¹⁵² S. SASAOKA¹⁷³ A. SASLI²⁷⁶ P. SASSI^{50,88} B. SASSOLAS¹⁶⁶
 H. SATARI²⁸ B. S. SATHYAPRAKASH^{7,18} R. SATO²¹⁷ Y. SATO¹⁷⁸ O. SAUTER⁴⁴ R. L. SAVAGE³ T. SAWADA⁴⁹
 H. L. SAWANT¹¹ S. SAYAH²⁹ V. SCACCO^{16,17} D. SCHAETZL² M. SCHEEL¹⁴⁹ A. SCHIEBELBEIN¹⁷⁹
 M. G. SCHIWORSKI¹¹³ P. SCHMIDT⁷⁷ S. SCHMIDT⁷⁷ R. SCHNABEL⁸⁵ M. SCHNEEWIND^{41,42} R. M. S. SCHOFIELD⁷⁸
 A. SCHÖNBECK⁸⁵ K. SCHOUTEDEN¹⁰⁶ B. W. SCHULTE^{41,42} B. F. SCHUTZ^{18,41,42} E. SCHWARTZ¹⁸ M. S. SCIALPI²⁸⁴
 J. SCOTT²⁷ S. M. SCOTT³¹ T. C. SEETHARAMU²⁷ M. SEGLAR-ARROYO⁴⁰ Y. SEKIGUCHI²⁸⁵ D. SELLERS⁶⁴
 A. S. SENGUPTA²⁸⁶ D. SENTENAC⁵⁷ E. G. SEO²⁷ J. W. SEO¹⁰⁶ V. SEQUINO^{30,5} M. SERRA⁶⁵ G. SERVIGNAT²⁶⁷
 A. SEVRIN¹⁷⁶ T. SHAFFER³ U. S. SHAH⁵⁸ M. A. SHAIKH²³⁷ L. SHAO²²² A. K. SHARMA²⁰ P. SHARMA¹⁰⁰
 S. SHARMA-CHAUDHARY¹⁰² M. R. SHAW¹⁸ P. SHAWHAN¹²² N. S. SHCHEBLANOV^{287,248} E. SHERIDAN¹⁴⁵
 Y. SHIKANO^{288,289} M. SHIKAUCHI³⁸ K. SHIMODE⁴⁹ H. SHINKAI²⁹⁰ J. SHIOTA²²³ D. H. SHOEMAKER³²
 D. M. SHOEMAKER¹⁴⁸ R. W. SHORT³ S. SHYAMSUNDAR¹⁰⁰ A. SIDER³⁵ H. SIEGEL^{181,182} M. SIENIAWSKA¹⁰
 D. SIGG³ L. SILENZI^{50,51} M. SIMMONDS¹¹⁰ L. P. SINGER¹³⁰ A. SINGH²⁰⁶ D. SINGH²⁰ M. K. SINGH²⁰ S. SINGH^{22,61}
 A. SINGHA^{33,34} A. M. SINTES⁹⁸ V. SIPALA^{163,133} V. SKLIRIS¹⁵² B. J. J. SLAGMOLEN³¹ T. J. SLAVEN-BLAIR²⁸
 J. SMETANA¹¹³ J. R. SMITH⁵³ L. SMITH²⁷ R. J. E. SMITH¹⁸² W. J. SMITH¹⁴⁵ J. SOLDATESCHI^{249,291,63}
 K. SOMIYA¹⁷³ I. SONG¹³² K. SONI¹¹ S. SONI³² V. SORDINI¹¹⁶ F. SORRENTINO⁵⁵ N. SORRENTINO^{86,87}
 H. SOTANI²⁹² R. SOULARD⁴⁸ A. SOUTHGATE¹⁸ V. SPAGNUOLO^{33,34} A. P. SPENCER²⁷ M. SPERA^{46,293}
 P. SPINICELLI⁵⁷ J. B. SPOON⁹ C. A. SPRAGUE²⁶⁴ A. K. SRIVASTAVA⁹² F. STACHURSKI²⁷ D. A. STEER⁷¹

J. STEINLECHNER^{33,34} S. STEINLECHNER^{33,34} N. STERGIOLAS²⁷⁶ P. STEVENS³⁷ S. STEVENSON¹⁵⁵ M. STPIERRE¹⁶¹
 G. STRATTA^{294,135,65,295} M. D. STRONG⁹ A. STRUNK³ R. STURANI²⁰⁶ A. L. STUVER⁵⁴ M. SUCHENK⁹⁴
 S. SUDHAGAR⁹⁴ N. SUELTSMANN⁸⁵ L. SULEIMAN⁵³ K. D. SULLIVAN⁹ L. SUN³¹ S. SUNIL⁹² J. SURESH¹⁰
 P. J. SUTTON¹⁸ T. SUZUKI²¹⁷ Y. SUZUKI²²³ B. L. SWINKELS³⁴ A. SYX⁶⁷ M. J. SZCZEPAŃCZYK^{297,44}
 P. SZEWCZYK¹²¹ M. TACCA³⁴ H. TAGOSHI¹⁹⁴ S. C. TAIT² H. TAKAHASHI²⁹⁸ R. TAKAHASHI²² A. TAKAMORI³⁸
 T. TAKASE¹⁴³ K. TAKATANI¹⁹⁵ H. TAKEDA²⁹⁹ K. TAKESHITA¹⁷³ C. TALBOT¹²⁹ M. TAMAKI¹⁹⁴ N. TAMANINI¹²⁵
 D. TANABE¹⁴³ K. TANAKA⁴⁹ S. J. TANAKA²²³ T. TANAKA²⁹⁹ D. TANG²⁸ S. TANIOKA⁷⁹ D. B. TANNER⁴⁴
 L. TAO⁴⁴ R. D. TAPIA⁵ E. N. TAPIA SAN MARTIN³⁴ R. TARAFDER⁷ C. TARANTO^{16,17,66} A. TARUYA³⁰⁰
 J. D. TASSON¹⁷⁷ M. TELOI³⁵ R. TENORIO⁹⁸ H. THEMANN¹⁹⁸ A. THEODORPOULOS¹³⁷
 M. P. THIRUGNANASAMBANDAM¹¹ L. M. THOMAS² M. THOMAS⁶⁴ P. THOMAS³ J. E. THOMPSON¹⁴⁹
 S. R. THONDAPU¹⁰⁰ K. A. THORNE⁶⁴ E. THRANE¹⁵² J. TISSINO¹³ A. TIWARI¹¹ P. TIWARI⁴³ S. TIWARI¹⁹⁹
 V. TIWARI¹¹³ M. R. TODD⁷⁹ A. M. TOIVONEN⁹⁶ K. TOLAND²⁷ A. E. TOLLEY¹²⁶ T. TOMARU²² K. TOMITA¹⁹⁵
 T. TOMURA⁴⁹ H. TONG¹⁵² C. TONG-YU¹⁴³ A. TORIYAMA²²³ N. TOROPOV¹¹³ A. TORRES-FORNE^{137,138}
 C. I. TORRIE⁷ M. TOSCANI¹²⁵ I. TOSTA E MELO³⁰¹ E. TOURNEFIER²⁹ A. TRAPANANTI^{51,50} F. TRAVASSO^{51,50}
 G. TRAYLOR⁶⁴ M. TREVOR¹²² M. C. TRINGALI⁵⁷ A. TRIPATHEE⁸⁹ G. TROIAN¹⁸⁴ L. TROIANO^{302,109}
 A. TROVATO^{184,46} L. TROZZO⁹ R. J. TRUDEAU² T. T. L. TSANG¹⁸ R. TSO^{149,*} S. TSUCHIDA³⁰³ L. TSUKADA⁷
 T. TSUTSUI³⁸ K. TURBANG^{176,19} M. TURCONI⁴⁸ C. TURSKI⁹³ H. UBACH^{39,81} N. UCHIKATA¹⁹⁴ T. UCHIYAMA⁴⁹
 R. P. UDALI² T. UEHARA³⁰⁴ M. UEMATSU¹⁹⁵ K. UENO³⁸ S. UENO²²³ V. UNDHEIM²⁶⁵ T. USHIBA⁴⁹
 M. VACATELLO^{87,86} H. VAHLBRUCH^{41,42} N. VAIDYA² G. VAJENTE² A. VAJPEYI¹⁵² G. VALDES¹³¹ J. VALENCIA⁹⁸
 M. VALENTINI^{206,104,34} S. A. VALLEJO-PEÑA²⁸¹ S. VALLERO²⁴ V. VALSAN⁸ N. VAN BAKEL³⁴ M. VAN BEUZekom³⁴
 M. VAN DAEL^{34,305} J. F. J. VAN DEN BRAND^{33,104,34} C. VAN DEN BROECK^{77,34} D. C. VANDER-HYDE⁷⁹
 M. VAN DER LUYN^{34,77} A. VAN DE WALLE³⁷ J. VAN DONGEN^{34,104} K. VANDRA⁵⁴ H. VAN HAEVERMAET¹⁹
 J. V. VAN HEIJNINGEN^{34,104} P. VAN HOVE⁶⁷ M. VANKEUREN⁵ J. VANOSKY² M. H. P. M. VAN PUTTEN¹³
 Z. VAN RANST^{33,34} N. VAN REMORTEL¹⁹ M. VARDARO^{33,34} A. F. VARGAS¹³² J. J. VARGHESE⁶⁸ V. VARMA¹³⁶
 M. VASÚTH^{83,7} A. VECCHIO¹¹³ G. VEDOVATO⁹¹ J. VEITCH²⁷ P. J. VEITCH¹¹⁰ S. VENIKOUDIS¹⁰ J. VENNEBERG^{41,42}
 P. VERDIER¹¹⁶ D. VERKINDT²⁹ B. VERMA¹³⁶ P. VERMA¹⁷⁴ Y. VERMA¹⁰⁰ S. M. VERMEULEN² F. VETRANO⁶²
 A. VEUTRO^{65,66} A. M. VIBHUTE³ A. VICERE^{62,63} S. VIDYANT⁷⁹ A. D. VIETS⁸⁴ A. VIJAYKUMAR¹⁷⁹ A. VILKHA¹⁹⁷
 V. VILLA-ORTEGA¹²⁸ E. T. VINCENT⁵⁸ J.-Y. VINET⁴⁸ S. VIRET¹¹⁶ A. VIRTUOSO^{184,46} S. VITALE³² A. VIVES⁷⁸
 H. VOCCA^{88,50} D. VOIGT⁸⁵ E. R. G. VON REIS³ J. S. A. VON WRANGEL^{41,42} S. P. VYATCHANIN¹⁰⁵ L. E. WADE⁷⁵
 M. WADE⁷⁵ K. J. WAGNER¹⁹⁷ A. WAJID^{55,56} M. WALKER¹²⁰ G. S. WALLACE⁹⁷ L. WALLACE² H. WANG³⁸
 J. Z. WANG⁸⁹ W. H. WANG¹⁶² Z. WANG¹⁴³ G. WARATKAR²⁰¹ J. WARNER³ M. WAS⁵⁹ T. WASHIMI²²
 N. Y. WASHINGTON² D. WATARAI³⁸ K. E. WAYT⁷⁵ B. R. WEAVER¹⁸ B. WEAVER³ C. R. WEAVING¹²⁶
 S. A. WEBSTER²⁷ M. WEINERT^{41,42} A. J. WEINSTEIN² R. WEISS³² F. WELLMANN^{41,42} L. WEN²⁸ P. WESSELS^{41,42}
 K. WETTE³¹ J. T. WHELAN¹⁹⁷ B. F. WHITING⁴⁴ C. WHITTLE² J. B. WILDBERGER¹ O. S. WILK⁷⁵
 D. WILKEN^{41,42,42} A. T. WILKIN²⁰³ D. J. WILLADSEN⁸⁴ K. WILLETTS¹⁸ D. WILLIAMS²⁷ M. J. WILLIAMS¹²⁶
 N. S. WILLIAMS¹¹³ J. L. WILLIS² B. WILKE^{42,41,42} M. WILTS¹⁰⁶ J. WINTERFLOOD²⁸ C. C. WIPF² G. WOAN²⁷
 J. WOHLER^{33,34} J. K. WOFFORD¹⁹⁷ N. E. WOLFE³² H. T. WONG¹⁴³ H. W. Y. WONG²⁰⁹ I. C. F. WONG²⁰⁹
 J. L. WRIGHT³¹ M. WRIGHT⁷⁷ C. WU¹⁴² D. S. WU^{41,42} H. WU¹⁴² E. WUCHNER⁵³ D. M. WYSOCKI⁸ V. A. XU³²
 Y. XU¹⁹⁹ N. YADAV⁹⁴ H. YAMAMOTO² K. YAMAMOTO¹⁷⁸ T. S. YAMAMOTO²⁴¹ T. YAMAMOTO¹⁹ S. YAMAMURA¹⁹⁴
 R. YAMAZAKI²²³ S. YAN¹⁵ T. YAN¹¹³ F. W. YANG¹⁹¹ F. YANG¹⁶⁰ K. Z. YANG⁹⁶ Y. YANG¹⁴⁶ Z. YARBROUGH⁹
 H. YASUI⁴⁹ S.-W. YEH¹⁴² A. B. YELIKAR¹⁹⁷ X. YIN³² J. YOKOYAMA^{306,38} T. YOKOZAWA⁴⁹ J. YOO¹⁵⁰ H. YU¹⁴⁹
 S. YUAN²⁸ H. YUZURIHARA⁴⁹ A. ZADROŻNY¹⁷⁴ M. ZANOLIN⁶⁸ M. ZEESHAN¹⁹⁷ T. ZELENKOVA³⁷ J.-P. ZENDRI⁹¹
 M. ZEOLI^{115,10} M. ZERRAD³⁶ M. ZEVIN⁸⁰ A. C. ZHANG¹⁶⁰ L. ZHANG² R. ZHANG⁴⁴ T. ZHANG¹¹³ Y. ZHANG³¹
 C. ZHAO²⁸ YUE ZHAO¹⁹¹ YUHANG ZHAO⁷¹ Y. ZHENG¹⁰² H. ZHONG⁹⁶ R. ZHOU²¹⁴ X.-J. ZHU³⁰⁷ Z.-H. ZHU^{307,202}
 A. B. ZIMMERMAN¹⁴⁸ M. E. ZUCKER^{32,2} J. ZWEIZIG²

¹Max Planck Institute for Gravitational Physics (Albert Einstein Institute), D-14476 Potsdam, Germany

²LIGO Laboratory, California Institute of Technology, Pasadena, CA 91125, USA

³LIGO Hanford Observatory, Richland, WA 99352, USA

⁴Dipartimento di Farmacia, Università di Salerno, I-84084 Fisciano, Salerno, Italy

⁵INFN, Sezione di Napoli, I-80126 Napoli, Italy

⁶University of Warwick, Coventry CV4 7AL, United Kingdom

⁷The Pennsylvania State University, University Park, PA 16802, USA

⁸University of Wisconsin-Milwaukee, Milwaukee, WI 53201, USA

⁹Louisiana State University, Baton Rouge, LA 70803, USA

¹⁰Université catholique de Louvain, B-1348 Louvain-la-Neuve, Belgium

¹¹Inter-University Centre for Astronomy and Astrophysics, Pune 411007, India

¹²Queen Mary University of London, London E1 4NS, United Kingdom

¹³Department of Physics and Astronomy, Sejong University, 209 Neungdong-ro, Gwangjin-gu, Seoul 143-747, Republic of Korea

¹⁴Instituto Nacional de Pesquisas Espaciais, 12227-010 São José dos Campos, São Paulo, Brazil

¹⁵Stanford University, Stanford, CA 94305, USA

¹⁶Università di Roma Tor Vergata, I-00133 Roma, Italy

¹⁷INFN, Sezione di Roma Tor Vergata, I-00133 Roma, Italy

¹⁸Cardiff University, Cardiff CF24 3AA, United Kingdom

¹⁹Universiteit Antwerpen, 2000 Antwerpen, Belgium

²⁰International Centre for Theoretical Sciences, Tata Institute of Fundamental Research, Bengaluru 560089, India

²¹University College Dublin, Belfield, D4, Dublin, Ireland

²²Gravitational Wave Science Project, National Astronomical Observatory of Japan, 2-21-1 Osawa, Mitaka City, Tokyo 181-8588, Japan

²³Advanced Technology Center, National Astronomical Observatory of Japan, 2-21-1 Osawa, Mitaka City, Tokyo 181-8588, Japan

²⁴INFN Sezione di Torino, I-10125 Torino, Italy

- ²⁵ *Theoretisch-Physikalisches Institut, Friedrich-Schiller-Universität Jena, D-07743 Jena, Germany*
- ²⁶ *Dipartimento di Fisica, Università degli Studi di Torino, I-10125 Torino, Italy*
- ²⁷ *SUPA, University of Glasgow, Glasgow G12 8QQ, United Kingdom*
- ²⁸ *OzGrav, University of Western Australia, Crawley, Western Australia 6009, Australia*
- ²⁹ *Univ. Savoie Mont Blanc, CNRS, Laboratoire d'Annecy de Physique des Particules - IN2P3, F-74000 Annecy, France*
- ³⁰ *Università di Napoli "Federico II", I-80126 Napoli, Italy*
- ³¹ *OzGrav, Australian National University, Canberra, Australian Capital Territory 0200, Australia*
- ³² *LIGO Laboratory, Massachusetts Institute of Technology, Cambridge, MA 02139, USA*
- ³³ *Maastricht University, 6200 MD Maastricht, Netherlands*
- ³⁴ *Nikhef, 1098 XG Amsterdam, Netherlands*
- ³⁵ *Université Libre de Bruxelles, Brussels 1050, Belgium*
- ³⁶ *Aix Marseille Univ, CNRS, Centrale Med, Institut Fresnel, F-13013 Marseille, France*
- ³⁷ *Université Paris-Saclay, CNRS/IN2P3, IJCLab, 91405 Orsay, France*
- ³⁸ *University of Tokyo, Tokyo, 113-0033, Japan.*
- ³⁹ *Institut de Ciències del Cosmos (ICCUB), Universitat de Barcelona (UB), c. Martí i Franquès, 1, 08028 Barcelona, Spain*
- ⁴⁰ *Institut de Física d'Altes Energies (IFAE), The Barcelona Institute of Science and Technology, Campus UAB, E-08193 Bellaterra (Barcelona), Spain*
- ⁴¹ *Max Planck Institute for Gravitational Physics (Albert Einstein Institute), D-30167 Hannover, Germany*
- ⁴² *Leibniz Universität Hannover, D-30167 Hannover, Germany*
- ⁴³ *Gran Sasso Science Institute (GSSI), I-67100 L'Aquila, Italy*
- ⁴⁴ *University of Florida, Gainesville, FL 32611, USA*
- ⁴⁵ *Dipartimento di Scienze Matematiche, Informatiche e Fisiche, Università di Udine, I-33100 Udine, Italy*
- ⁴⁶ *INFN, Sezione di Trieste, I-34127 Trieste, Italy*
- ⁴⁷ *Universidad de Guadalajara, 44100 Guadalajara, Jalisco, Mexico*
- ⁴⁸ *Université Côte d'Azur, Observatoire de la Côte d'Azur, CNRS, Artemis, F-06304 Nice, France*
- ⁴⁹ *Institute for Cosmic Ray Research, KAGRA Observatory, The University of Tokyo, 238 Higashi-Mozumi, Kamioka-cho, Hida City, Gifu 506-1205, Japan*
- ⁵⁰ *INFN, Sezione di Perugia, I-06123 Perugia, Italy*
- ⁵¹ *Università di Camerino, I-62032 Camerino, Italy*
- ⁵² *University of Washington, Seattle, WA 98195, USA*
- ⁵³ *California State University Fullerton, Fullerton, CA 92831, USA*
- ⁵⁴ *Villanova University, Villanova, PA 19085, USA*
- ⁵⁵ *INFN, Sezione di Genova, I-16146 Genova, Italy*
- ⁵⁶ *Dipartimento di Fisica, Università degli Studi di Genova, I-16146 Genova, Italy*
- ⁵⁷ *European Gravitational Observatory (EGO), I-56021 Cascina, Pisa, Italy*
- ⁵⁸ *Georgia Institute of Technology, Atlanta, GA 30332, USA*
- ⁵⁹ *Chennai Mathematical Institute, Chennai 603103, India*
- ⁶⁰ *Royal Holloway, University of London, London TW20 0EX, United Kingdom*
- ⁶¹ *Astronomical course, The Graduate University for Advanced Studies (SOKENDAI), 2-21-1 Osawa, Mitaka City, Tokyo 181-8588, Japan*
- ⁶² *Università degli Studi di Urbino "Carlo Bo", I-61029 Urbino, Italy*
- ⁶³ *INFN, Sezione di Firenze, I-50019 Sesto Fiorentino, Firenze, Italy*
- ⁶⁴ *LIGO Livingston Observatory, Livingston, LA 70754, USA*
- ⁶⁵ *INFN, Sezione di Roma, I-00185 Roma, Italy*
- ⁶⁶ *Università di Roma "La Sapienza", I-00185 Roma, Italy*
- ⁶⁷ *Université de Strasbourg, CNRS, IPHC UMR 7178, F-67000 Strasbourg, France*
- ⁶⁸ *Embry-Riddle Aeronautical University, Prescott, AZ 86301, USA*
- ⁶⁹ *Dipartimento di Fisica "E.R. Caianiello", Università di Salerno, I-84084 Fisciano, Salerno, Italy*
- ⁷⁰ *Bar-Ilan University, Ramat Gan, 5290002, Israel*
- ⁷¹ *Université Paris Cité, CNRS, Astroparticule et Cosmologie, F-75013 Paris, France*
- ⁷² *King's College London, University of London, London WC2R 2LS, United Kingdom*
- ⁷³ *Korea Institute of Science and Technology Information, Daejeon 34141, Republic of Korea*
- ⁷⁴ *Université libre de Bruxelles, 1050 Bruxelles, Belgium*
- ⁷⁵ *Kenyon College, Gambier, OH 43022, USA*
- ⁷⁶ *International College, Osaka University, 1-1 Machikaneyama-cho, Toyonaka City, Osaka 560-0043, Japan*
- ⁷⁷ *Institute for Gravitational and Subatomic Physics (GRASP), Utrecht University, 3584 CC Utrecht, Netherlands*
- ⁷⁸ *University of Oregon, Eugene, OR 97403, USA*
- ⁷⁹ *Syracuse University, Syracuse, NY 13244, USA*

- ⁸⁰Northwestern University, Evanston, IL 60208, USA
- ⁸¹Departament de Física Quàntica i Astrofísica (FQA), Universitat de Barcelona (UB), c. Martí i Franqués, 1, 08028 Barcelona, Spain
- ⁸²Dipartimento di Medicina, Chirurgia e Odontoiatria “Scuola Medica Salernitana”, Università di Salerno, I-84081 Baronissi, Salerno, Italy
- ⁸³HUN-REN Wigner Research Centre for Physics, H-1121 Budapest, Hungary
- ⁸⁴Concordia University Wisconsin, Mequon, WI 53097, USA
- ⁸⁵Universität Hamburg, D-22761 Hamburg, Germany
- ⁸⁶Università di Pisa, I-56127 Pisa, Italy
- ⁸⁷INFN, Sezione di Pisa, I-56127 Pisa, Italy
- ⁸⁸Università di Perugia, I-06123 Perugia, Italy
- ⁸⁹University of Michigan, Ann Arbor, MI 48109, USA
- ⁹⁰Università di Padova, Dipartimento di Fisica e Astronomia, I-35131 Padova, Italy
- ⁹¹INFN, Sezione di Padova, I-35131 Padova, Italy
- ⁹²Institute for Plasma Research, Bhat, Gandhinagar 382428, India
- ⁹³Universiteit Gent, B-9000 Gent, Belgium
- ⁹⁴Nicolaus Copernicus Astronomical Center, Polish Academy of Sciences, 00-716, Warsaw, Poland
- ⁹⁵Dipartimento di Ingegneria, Università del Sannio, I-82100 Benevento, Italy
- ⁹⁶University of Minnesota, Minneapolis, MN 55455, USA
- ⁹⁷SUPA, University of Strathclyde, Glasgow G1 1XQ, United Kingdom
- ⁹⁸IAC3-IIEC, Universitat de les Illes Balears, E-07122 Palma de Mallorca, Spain
- ⁹⁹Departamento de Matemáticas, Universitat Autònoma de Barcelona, 08193 Bellaterra (Barcelona), Spain
- ¹⁰⁰RRCAT, Indore, Madhya Pradesh 452013, India
- ¹⁰¹GRAPPA, Anton Pannekoek Institute for Astronomy and Institute for High-Energy Physics, University of Amsterdam, 1098 XH Amsterdam, Netherlands
- ¹⁰²Missouri University of Science and Technology, Rolla, MO 65409, USA
- ¹⁰³Colorado State University, Fort Collins, CO 80523, USA
- ¹⁰⁴Department of Physics and Astronomy, Vrije Universiteit Amsterdam, 1081 HV Amsterdam, Netherlands
- ¹⁰⁵Lomonosov Moscow State University, Moscow 119991, Russia
- ¹⁰⁶Katholieke Universiteit Leuven, Oude Markt 13, 3000 Leuven, Belgium
- ¹⁰⁷Università di Trento, Dipartimento di Fisica, I-38123 Povo, Trento, Italy
- ¹⁰⁸INFN, Trento Institute for Fundamental Physics and Applications, I-38123 Povo, Trento, Italy
- ¹⁰⁹INFN, Sezione di Napoli, Gruppo Collegato di Salerno, I-80126 Napoli, Italy
- ¹¹⁰OzGrav, University of Adelaide, Adelaide, South Australia 5005, Australia
- ¹¹¹Centre national de la recherche scientifique, 75016 Paris, France
- ¹¹²Univ Rennes, CNRS, Institut FOTON - UMR 6082, F-35000 Rennes, France
- ¹¹³University of Birmingham, Birmingham B15 2TT, United Kingdom
- ¹¹⁴Washington State University, Pullman, WA 99164, USA
- ¹¹⁵Université de Liège, B-4000 Liège, Belgium
- ¹¹⁶Université Claude Bernard Lyon 1, CNRS, IP2I Lyon / IN2P3, UMR 5822, F-69622 Villeurbanne, France
- ¹¹⁷Instituto de Física Teórica UAM-CSIC, Universidad Autónoma de Madrid, 28049 Madrid, Spain
- ¹¹⁸INFN, Laboratori Nazionali del Gran Sasso, I-67100 Assergi, Italy
- ¹¹⁹Laboratoire Kastler Brossel, Sorbonne Université, CNRS, ENS-Université PSL, Collège de France, F-75005 Paris, France
- ¹²⁰Christopher Newport University, Newport News, VA 23606, USA
- ¹²¹Astronomical Observatory Warsaw University, 00-478 Warsaw, Poland
- ¹²²University of Maryland, College Park, MD 20742, USA
- ¹²³Università degli Studi di Milano-Bicocca, I-20126 Milano, Italy
- ¹²⁴INFN, Sezione di Milano-Bicocca, I-20126 Milano, Italy
- ¹²⁵L2IT, Laboratoire des 2 Infinis - Toulouse, Université de Toulouse, CNRS/IN2P3, UPS, F-31062 Toulouse Cedex 9, France
- ¹²⁶University of Portsmouth, Portsmouth, PO1 3FX, United Kingdom
- ¹²⁷Université de Lyon, Université Claude Bernard Lyon 1, CNRS, Institut Lumière Matière, F-69622 Villeurbanne, France
- ¹²⁸IGFAE, Universidad de Santiago de Compostela, 15782 Spain
- ¹²⁹University of Chicago, Chicago, IL 60637, USA
- ¹³⁰NASA Goddard Space Flight Center, Greenbelt, MD 20771, USA
- ¹³¹Texas A&M University, College Station, TX 77843, USA
- ¹³²OzGrav, University of Melbourne, Parkville, Victoria 3010, Australia
- ¹³³INFN, Laboratori Nazionali del Sud, I-95125 Catania, Italy
- ¹³⁴Niels Bohr Institute, Copenhagen University, 2100 København, Denmark

- ¹³⁵ *Istituto di Astrofisica e Planetologia Spaziali di Roma, 00133 Roma, Italy*
- ¹³⁶ *University of Massachusetts Dartmouth, North Dartmouth, MA 02747, USA*
- ¹³⁷ *Departamento de Astronomía y Astrofísica, Universitat de València, E-46100 Burjassot, València, Spain*
- ¹³⁸ *Osservatori Astronomic, Universitat de València, E-46980 Paterna, València, Spain*
- ¹³⁹ *Niels Bohr Institute, University of Copenhagen, 2100 København, Denmark*
- ¹⁴⁰ *University of British Columbia, Vancouver, BC V6T 1Z4, Canada*
- ¹⁴¹ *Department of Physics, National Cheng Kung University, No.1, University Road, Tainan City 701, Taiwan*
- ¹⁴² *National Tsing Hua University, Hsinchu City 30013, Taiwan*
- ¹⁴³ *National Central University, Taoyuan City 320317, Taiwan*
- ¹⁴⁴ *OzGrav, Charles Sturt University, Wagga Wagga, New South Wales 2678, Australia*
- ¹⁴⁵ *Vanderbilt University, Nashville, TN 37235, USA*
- ¹⁴⁶ *Department of Electrophysics, National Yang Ming Chiao Tung University, 101 Univ. Street, Hsinchu, Taiwan*
- ¹⁴⁷ *Kamioka Branch, National Astronomical Observatory of Japan, 238 Higashi-Mozumi, Kamioka-cho, Hida City, Gifu 506-1205, Japan*
- ¹⁴⁸ *University of Texas, Austin, TX 78712, USA*
- ¹⁴⁹ *CaRT, California Institute of Technology, Pasadena, CA 91125, USA*
- ¹⁵⁰ *Cornell University, Ithaca, NY 14850, USA*
- ¹⁵¹ *Northeastern University, Boston, MA 02115, USA*
- ¹⁵² *OzGrav, School of Physics & Astronomy, Monash University, Clayton 3800, Victoria, Australia*
- ¹⁵³ *Dipartimento di Ingegneria Industriale (DIIN), Università di Salerno, I-84084 Fisciano, Salerno, Italy*
- ¹⁵⁴ *INAF, Osservatorio Astronomico di Padova, I-35122 Padova, Italy*
- ¹⁵⁵ *OzGrav, Swinburne University of Technology, Hawthorn VIC 3122, Australia*
- ¹⁵⁶ *INAF, Osservatorio Astronomico di Brera sede di Merate, I-23807 Merate, Lecco, Italy*
- ¹⁵⁷ *Departamento de Matemáticas, Universitat de València, E-46100 Burjassot, València, Spain*
- ¹⁵⁸ *Montana State University, Bozeman, MT 59717, USA*
- ¹⁵⁹ *Texas Tech University, Lubbock, TX 79409, USA*
- ¹⁶⁰ *Columbia University, New York, NY 10027, USA*
- ¹⁶¹ *University of Rhode Island, Kingston, RI 02881, USA*
- ¹⁶² *The University of Texas Rio Grande Valley, Brownsville, TX 78520, USA*
- ¹⁶³ *Università degli Studi di Sassari, I-07100 Sassari, Italy*
- ¹⁶⁴ *Université de Normandie, ENSICAEN, UNICAEN, CNRS/IN2P3, LPC Caen, F-14000 Caen, France*
- ¹⁶⁵ *Laboratoire de Physique Corpusculaire Caen, 6 boulevard du maréchal Juin, F-14050 Caen, France*
- ¹⁶⁶ *Université Claude Bernard Lyon 1, CNRS, Laboratoire des Matériaux Avancés (LMA), IP2I Lyon / IN2P3, UMR 5822, F-69622 Villeurbanne, France*
- ¹⁶⁷ *Dipartimento di Scienze Matematiche, Fisiche e Informatiche, Università di Parma, I-43124 Parma, Italy*
- ¹⁶⁸ *INFN, Sezione di Milano Bicocca, Gruppo Collegato di Parma, I-43124 Parma, Italy*
- ¹⁶⁹ *University of Sannio at Benevento, I-82100 Benevento, Italy and INFN, Sezione di Napoli, I-80100 Napoli, Italy*
- ¹⁷⁰ *Perimeter Institute, Waterloo, ON N2L 2Y5, Canada*
- ¹⁷¹ *Corps des Mines, Mines Paris, Université PSL, 60 Bd Saint-Michel, 75272 Paris, France*
- ¹⁷² *Indian Institute of Technology Madras, Chennai 600036, India*
- ¹⁷³ *Graduate School of Science, Tokyo Institute of Technology, 2-12-1 Ookayama, Meguro-ku, Tokyo 152-8551, Japan*
- ¹⁷⁴ *National Center for Nuclear Research, 05-400 Świerk-Otwock, Poland*
- ¹⁷⁵ *Institut d'Astrophysique de Paris, Sorbonne Université, CNRS, UMR 7095, 75014 Paris, France*
- ¹⁷⁶ *Vrije Universiteit Brussel, 1050 Brussel, Belgium*
- ¹⁷⁷ *Carleton College, Northfield, MN 55057, USA*
- ¹⁷⁸ *Faculty of Science, University of Toyama, 3190 Gofuku, Toyama City, Toyama 930-8555, Japan*
- ¹⁷⁹ *Canadian Institute for Theoretical Astrophysics, University of Toronto, Toronto, ON M5S 3H8, Canada*
- ¹⁸⁰ *University of Cambridge, Cambridge CB2 1TN, United Kingdom*
- ¹⁸¹ *Stony Brook University, Stony Brook, NY 11794, USA*
- ¹⁸² *Center for Computational Astrophysics, Flatiron Institute, New York, NY 10010, USA*
- ¹⁸³ *Montclair State University, Montclair, NJ 07043, USA*
- ¹⁸⁴ *Dipartimento di Fisica, Università di Trieste, I-34127 Trieste, Italy*
- ¹⁸⁵ *HUN-REN Institute for Nuclear Research, H-4026 Debrecen, Hungary*
- ¹⁸⁶ *Centre de Physique des Particules de Marseille, 163, avenue de Luminy, 13288 Marseille cedex 09, France*
- ¹⁸⁷ *CNR-SPIN, I-84084 Fisciano, Salerno, Italy*
- ¹⁸⁸ *Scuola di Ingegneria, Università della Basilicata, I-85100 Potenza, Italy*
- ¹⁸⁹ *Western Washington University, Bellingham, WA 98225, USA*
- ¹⁹⁰ *SUPA, University of the West of Scotland, Paisley PA1 2BE, United Kingdom*

- ¹⁹¹ *The University of Utah, Salt Lake City, UT 84112, USA*
- ¹⁹² *Eötvös University, Budapest 1117, Hungary*
- ¹⁹³ *Centro de Física das Universidades do Minho e do Porto, Universidade do Minho, PT-4710-057 Braga, Portugal*
- ¹⁹⁴ *Institute for Cosmic Ray Research, KAGRA Observatory, The University of Tokyo, 5-1-5 Kashiwa-no-Ha, Kashiwa City, Chiba 277-8582, Japan*
- ¹⁹⁵ *Department of Physics, Graduate School of Science, Osaka Metropolitan University, 3-3-138 Sugimoto-cho, Sumiyoshi-ku, Osaka City, Osaka 558-8585, Japan*
- ¹⁹⁶ *Université Côte d'Azur, Observatoire de la Côte d'Azur, CNRS, Lagrange, F-06304 Nice, France*
- ¹⁹⁷ *Rochester Institute of Technology, Rochester, NY 14623, USA*
- ¹⁹⁸ *California State University, Los Angeles, Los Angeles, CA 90032, USA*
- ¹⁹⁹ *University of Zurich, Winterthurerstrasse 190, 8057 Zurich, Switzerland*
- ²⁰⁰ *University of Szeged, Dóm tér 9, Szeged 6720, Hungary*
- ²⁰¹ *Indian Institute of Technology Bombay, Powai, Mumbai 400 076, India*
- ²⁰² *School of Physics and Technology, Wuhan University, Bayi Road 299, Wuchang District, Wuhan, Hubei, 430072, China*
- ²⁰³ *University of California, Riverside, Riverside, CA 92521, USA*
- ²⁰⁴ *INAF, Osservatorio Astronomico di Capodimonte, I-80131 Napoli, Italy*
- ²⁰⁵ *Ariel University, Ramat HaGolan St 65, Ari'el, Israel*
- ²⁰⁶ *The University of Mississippi, University, MS 38677, USA*
- ²⁰⁷ *Institute of Physics, Academia Sinica, 128 Sec. 2, Academia Rd., Nankang, Taipei 11529, Taiwan*
- ²⁰⁸ *Shanghai Astronomical Observatory, Chinese Academy of Sciences, 80 Nandan Road, Shanghai 200030, China*
- ²⁰⁹ *The Chinese University of Hong Kong, Shatin, NT, Hong Kong*
- ²¹⁰ *Marquette University, Milwaukee, WI 53233, USA*
- ²¹¹ *American University, Washington, DC 20016, USA*
- ²¹² *University of Nevada, Las Vegas, Las Vegas, NV 89154, USA*
- ²¹³ *Department of Applied Physics, Fukuoka University, 8-19-1 Nanakuma, Jonan, Fukuoka City, Fukuoka 814-0180, Japan*
- ²¹⁴ *University of California, Berkeley, CA 94720, USA*
- ²¹⁵ *University of Lancaster, Lancaster LA1 4YW, United Kingdom*
- ²¹⁶ *College of Industrial Technology, Nihon University, 1-2-1 Izumi, Narashino City, Chiba 275-8575, Japan*
- ²¹⁷ *Faculty of Engineering, Niigata University, 8050 Ikarashi-2-no-cho, Nishi-ku, Niigata City, Niigata 950-2181, Japan*
- ²¹⁸ *Department of Physics, Tamkang University, No. 151, Yingzhuan Rd., Danshui Dist., New Taipei City 25137, Taiwan*
- ²¹⁹ *Rutherford Appleton Laboratory, Didcot OX11 0DE, United Kingdom*
- ²²⁰ *Department of Astronomy and Space Science, Chungnam National University, 9 Daehak-ro, Yuseong-gu, Daejeon 34134, Republic of Korea*
- ²²¹ *Scuola Normale Superiore, I-56126 Pisa, Italy*
- ²²² *Kavli Institute for Astronomy and Astrophysics, Peking University, Yiheyuan Road 5, Haidian District, Beijing 100871, China*
- ²²³ *Department of Physical Sciences, Aoyama Gakuin University, 5-10-1 Fuchinobe, Sagamihara City, Kanagawa 252-5258, Japan*
- ²²⁴ *Nambu Yoichiro Institute of Theoretical and Experimental Physics (NITEP), Osaka Metropolitan University, 3-3-138 Sugimoto-cho, Sumiyoshi-ku, Osaka City, Osaka 558-8585, Japan*
- ²²⁵ *Directorate of Construction, Services & Estate Management, Mumbai 400094, India*
- ²²⁶ *University of Białystok, 15-424 Białystok, Poland*
- ²²⁷ *Astronomical Observatory, Jagiellonian University, 31-007 Cracow, Poland*
- ²²⁸ *University of Southampton, Southampton SO17 1BJ, United Kingdom*
- ²²⁹ *Department of Physics, Ulsan National Institute of Science and Technology (UNIST), 50 UNIST-gil, Ulju-gun, Ulsan 44919, Republic of Korea*
- ²³⁰ *Institute for Cosmic Ray Research, The University of Tokyo, 5-1-5 Kashiwa-no-Ha, Kashiwa City, Chiba 277-8582, Japan*
- ²³¹ *Institute for High-Energy Physics, University of Amsterdam, 1098 XH Amsterdam, Netherlands*
- ²³² *Chung-Ang University, Seoul 06974, Republic of Korea*
- ²³³ *University of Washington Bothell, Bothell, WA 98011, USA*
- ²³⁴ *Aix Marseille Université, Jardin du Pharo, 58 Boulevard Charles Livon, 13007 Marseille, France*
- ²³⁵ *Laboratoire de Physique et de Chimie de l'Environnement, Université Joseph KI-ZERBO, 9GH2+3V5, Ouagadougou, Burkina Faso*
- ²³⁶ *Ewha Womans University, Seoul 03760, Republic of Korea*
- ²³⁷ *Seoul National University, Seoul 08826, Republic of Korea*
- ²³⁸ *Korea Astronomy and Space Science Institute, Daejeon 34055, Republic of Korea*
- ²³⁹ *Sungkyunkwan University, Seoul 03063, Republic of Korea*
- ²⁴⁰ *Institute of Particle and Nuclear Studies (IPNS), High Energy Accelerator Research Organization (KEK), 1-1 Oho, Tsukuba City, Ibaraki 305-0801, Japan*
- ²⁴¹ *Division of Science, National Astronomical Observatory of Japan, 2-21-1 Osawa, Mitaka City, Tokyo 181-8588, Japan*
- ²⁴² *Bard College, Annandale-On-Hudson, NY 12504, USA*

- ²⁴³ *Institute of Mathematics, Polish Academy of Sciences, 00656 Warsaw, Poland*
- ²⁴⁴ *Department of Physics, Nagoya University, ES building, Furocho, Chikusa-ku, Nagoya, Aichi 464-8602, Japan*
- ²⁴⁵ *Université de Montréal/Polytechnique, Montreal, Quebec H3T 1J4, Canada*
- ²⁴⁶ *Indian Institute of Science Education and Research, Kolkata, Mohanpur, West Bengal 741252, India*
- ²⁴⁷ *Inje University Gimhae, South Gyeongsang 50834, Republic of Korea*
- ²⁴⁸ *NAVIER, École des Ponts, Univ Gustave Eiffel, CNRS, Marne-la-Vallée, France*
- ²⁴⁹ *Università di Firenze, Sesto Fiorentino I-50019, Italy*
- ²⁵⁰ *National Center for High-performance Computing, National Applied Research Laboratories, No. 7, R&D 6th Rd., Hsinchu Science Park, Hsinchu City 30076, Taiwan*
- ²⁵¹ *NASA Marshall Space Flight Center, Huntsville, AL 35811, USA*
- ²⁵² *West Virginia University, Morgantown, WV 26506, USA*
- ²⁵³ *Institut fuer Theoretische Astrophysik, Zentrum fuer Astronomie Heidelberg, Universitaet Heidelberg, Albert Ueberle Str. 2, 69120 Heidelberg, Germany*
- ²⁵⁴ *School of Physics Science and Engineering, Tongji University, Shanghai 200092, China*
- ²⁵⁵ *Institut d'Estudis Espacials de Catalunya, c. Gran Capità, 2-4, 08034 Barcelona, Spain*
- ²⁵⁶ *Institucio Catalana de Recerca i Estudis Avançats (ICREA), Passeig de Lluís Companys, 23, 08010 Barcelona, Spain*
- ²⁵⁷ *Tsinghua University, Beijing 100084, China*
- ²⁵⁸ *INFN Cagliari, Physics Department, Università degli Studi di Cagliari, Cagliari 09042, Italy*
- ²⁵⁹ *Saha Institute of Nuclear Physics, Bidhannagar, West Bengal 700064, India*
- ²⁶⁰ *Tata Institute of Fundamental Research, Mumbai 400005, India*
- ²⁶¹ *Hobart and William Smith Colleges, Geneva, NY 14456, USA*
- ²⁶² *Institut des Hautes Etudes Scientifiques, F-91440 Bures-sur-Yvette, France*
- ²⁶³ *Faculty of Law, Ryukoku University, 67 Fukakusa Tsukamoto-cho, Fushimi-ku, Kyoto City, Kyoto 612-8577, Japan*
- ²⁶⁴ *Department of Physics and Astronomy, University of Notre Dame, 225 Nieuwland Science Hall, Notre Dame, IN 46556, USA*
- ²⁶⁵ *University of Stavanger, 4021 Stavanger, Norway*
- ²⁶⁶ *Physics Program, Graduate School of Advanced Science and Engineering, Hiroshima University, 1-3-1 Kagamiyama, Higashihiroshima City, Hiroshima 903-0213, Japan*
- ²⁶⁷ *Laboratoire Univers et Théories, Observatoire de Paris, 92190 Meudon, France*
- ²⁶⁸ *Observatoire de Paris, 75014 Paris, France*
- ²⁶⁹ *Université PSL, 75006 Paris, France*
- ²⁷⁰ *Université de Paris Cité, 75006 Paris, France*
- ²⁷¹ *National Institute for Mathematical Sciences, Daejeon 34047, Republic of Korea*
- ²⁷² *Graduate School of Science and Technology, Niigata University, 8050 Ikarashi-2-no-cho, Nishi-ku, Niigata City, Niigata 950-2181, Japan*
- ²⁷³ *Niigata Study Center, The Open University of Japan, 754 Ichibancho, Asahimachi-dori, Chuo-ku, Niigata City, Niigata 951-8122, Japan*
- ²⁷⁴ *CSIR-Central Glass and Ceramic Research Institute, Kolkata, West Bengal 700032, India*
- ²⁷⁵ *Consiglio Nazionale delle Ricerche - Istituto dei Sistemi Complessi, I-00185 Roma, Italy*
- ²⁷⁶ *Department of Physics, Aristotle University of Thessaloniki, 54124 Thessaloniki, Greece*
- ²⁷⁷ *Department of Astronomy, Yonsei University, 50 Yonsei-Ro, Seodaemun-Gu, Seoul 03722, Republic of Korea*
- ²⁷⁸ *Museo Storico della Fisica e Centro Studi e Ricerche "Enrico Fermi", I-00184 Roma, Italy*
- ²⁷⁹ *Dipartimento di Ingegneria Industriale, Eletttronica e Meccanica, Università degli Studi Roma Tre, I-00146 Roma, Italy*
- ²⁸⁰ *Subatech, CNRS/IN2P3 - IMT Atlantique - Nantes Université, 4 rue Alfred Kastler BP 20722 44307 Nantes CÉDEX 03, France*
- ²⁸¹ *Universidad de Antioquia, Medellín, Colombia*
- ²⁸² *Departamento de Física - ETSIDI, Universidad Politécnica de Madrid, 28012 Madrid, Spain*
- ²⁸³ *Department of Electronic Control Engineering, National Institute of Technology, Nagaoka College, 888 Nishikatakai, Nagaoka City, Niigata 940-8532, Japan*
- ²⁸⁴ *Università Degli Studi Di Ferrara, Via Savonarola, 9, 44121 Ferrara FE, Italy*
- ²⁸⁵ *Faculty of Science, Toho University, 2-2-1 Miyama, Funabashi City, Chiba 274-8510, Japan*
- ²⁸⁶ *Indian Institute of Technology, Palaj, Gandhinagar, Gujarat 382355, India*
- ²⁸⁷ *Laboratoire MSME, Cité Descartes, 5 Boulevard Descartes, Champs-sur-Marne, 77454 Marne-la-Vallée Cedex 2, France*
- ²⁸⁸ *Institute of Systems and Information Engineering, University of Tsukuba, 1-1-1, Tennodai, Tsukuba, Ibaraki 305-8573, Japan*
- ²⁸⁹ *Institute for Quantum Studies, Chapman University, 1 University Dr., Orange, CA 92866, USA*
- ²⁹⁰ *Faculty of Information Science and Technology, Osaka Institute of Technology, 1-79-1 Kitayama, Hirakata City, Osaka 573-0196, Japan*
- ²⁹¹ *INAF, Osservatorio Astrofisico di Arcetri, I-50125 Firenze, Italy*
- ²⁹² *iTHEMS (Interdisciplinary Theoretical and Mathematical Sciences Program), RIKEN, 2-1 Hirosawa, Wako, Saitama 351-0198, Japan*
- ²⁹³ *Scuola Internazionale Superiore di Studi Avanzati, Via Bonomea, 265, I-34136, Trieste TS, Italy*

- ²⁹⁴*Institut für Theoretische Physik, Johann Wolfgang Goethe-Universität, Max-von-Laue-Str. 1, 60438 Frankfurt am Main, Germany*
- ²⁹⁵*INAF, Osservatorio di Astrofisica e Scienza dello Spazio, I-40129 Bologna, Italy*
- ²⁹⁶*Universidade Estadual Paulista, 01140-070 Campinas, São Paulo, Brazil*
- ²⁹⁷*Faculty of Physics, University of Warsaw, Ludwika Pasteura 5, 02-093 Warszawa, Poland*
- ²⁹⁸*Research Center for Space Science, Advanced Research Laboratories, Tokyo City University, 3-3-1 Ushikubo-Nishi, Tsuzuki-Ku, Yokohama, Kanagawa 224-8551, Japan*
- ²⁹⁹*Department of Physics, Kyoto University, Kita-Shirakawa Oiwake-cho, Sakyou-ku, Kyoto City, Kyoto 606-8502, Japan*
- ³⁰⁰*Yukawa Institute for Theoretical Physics (YITP), Kyoto University, Kita-Shirakawa Oiwake-cho, Sakyou-ku, Kyoto City, Kyoto 606-8502, Japan*
- ³⁰¹*University of Catania, Department of Physics and Astronomy, Via S. Sofia, 64, 95123 Catania CT, Italy*
- ³⁰²*Dipartimento di Scienze Aziendali - Management and Innovation Systems (DISA-MIS), Università di Salerno, I-84084 Fisciano, Salerno, Italy*
- ³⁰³*National Institute of Technology, Fukui College, Geshi-cho, Sabae-shi, Fukui 916-8507, Japan*
- ³⁰⁴*Department of Communications Engineering, National Defense Academy of Japan, 1-10-20 Hashirimizu, Yokosuka City, Kanagawa 239-8686, Japan*
- ³⁰⁵*Eindhoven University of Technology, 5600 MB Eindhoven, Netherlands*
- ³⁰⁶*Kavli Institute for the Physics and Mathematics of the Universe, WPI, The University of Tokyo, 5-1-5 Kashiwa-no-Ha, Kashiwa City, Chiba 277-8583, Japan*
- ³⁰⁷*Department of Astronomy, Beijing Normal University, Xijiekouwai Street 19, Haidian District, Beijing 100875, China*