
Binge Eating Pattern Among School Students

RANJANA V¹, DHANRAJ GANAPATHY^{2*}, KEERTHI SASANKA³

¹Saveetha Dental College, Saveetha Institute of Medical and Technical Sciences (SIMATS), Saveetha University, Chennai, India.

²Professor and Head of Department, Department of Prosthodontics, Saveetha Dental College, Saveetha Institute of Medical and Technical Sciences (SIMATS), Saveetha University, Chennai, India.

³Senior Lecturer, Department of Prosthodontics, Saveetha Dental College, Saveetha Institute of Medical and Technical Sciences (SIMATS), Saveetha University, Chennai, India.

*Corresponding Author

Email: 151901051.sdc@saveetha.com¹, dhanarajmganapathy@yahoo.co.in², keerthis.sdc@saveetha.com³

Abstract: Binge eating disorder is when a person eats an excessive amount of food, losing control over what and how much is eaten, followed by feelings of guilt, shame or disgust. Factors like stress, food restriction, presence of palatable foods and environmental conditioning may also lead to binge in individuals. Early assessment and more extensive and suitable treatment may prevent more severe disorders. The main aim of this survey was to analyze binge-eating patterns among school students. Questionnaire was prepared and administered to 102 participants through a survey planet – an online survey. The study participants were people of age between 13-17. Data was collected from the link and was represented in the pie chart form. 31.2% binge eat more than 3 times a day, 32.3% binge eat more than 5 times a day, 19.4% binge eat more than 7 times a day. Stress, depression, negative feelings are some of the reasons, which influences binge eating, which is very common among school students. 48% consume more than normal level of calorie a day, 37.8% consume normal level of calorie, 13.3% consume less than normal level of calorie per day. Consumption of spicy food and junk food is also related to binge eating. Individuals with binge eating disorder experience impaired functioning in both social life and at home. From the survey, it was evident that binge eating is common among school students as the majority (32.3%) of them eat more than 5 times a day for which depression and hunger is the major cause.

Keywords: Binge eating, school children, obesity, awareness.

INTRODUCTION

Binge eating disorder is when a person eats an excessive amount of food, losing control over what and how much is eaten, followed by feelings of guilt, shame, or disgust (Granje, 2018). Symptoms of binge eating disorder can include eating more rapidly than normal, eating until completely full, eating large amounts when not hungry, eating alone because of embarrassment, etc (Peterson *et al.*, 2012). Individuals with BED experience impaired functioning in both their social life and at home. BED is also associated with higher levels of disability and health problems (Tanofsky-Kraff *et al.*, 2013). Factors like stress, food restriction, presence of palatable foods and environmental conditioning may also lead to binge in individuals (Mathes *et al.*, 2009).

The occurrence of binge eating episodes in obese patients was first observed and described by stunkard, in 1959 (Yager, 2007). These patterns can be improved by self-monitoring the type and amount of foods they ingest, the time and place where they started and finished eating, the nature of binge, etc (Neveu *et al.*, 2016). BED is also known as subclinical binge eating (Rosenbaum and White, 2015). The best treatment options for binge eating disorder are unclear but can try psychological and behavioral treatment, pharmacological treatment, etc (Abbott *et al.*, 2018). Also it is found that self-monitoring food intake may substantially help in reducing binge eating in previous research (Latner and Terence Wilson, 2002). Early assessment and more extensive and suitable treatment may prevent more severe disorder (Holford, 2010).

There is no exact solution to eradicate this problem completely and also the exact cause has not been found for this problem. Here the survey is done only among school students, which included both male and female students, but further surveys can be done among elderly population to analyze the problem. Our team has rich experience in research and we have collaborated with numerous authors over various topics in the past decade (Ezhilarasan, 2018; Ezhilarasan, Sokal and Najimi, 2018; Gupta, Ariga and Deogade, 2018; Jeevanandan and Govindaraju, 2018; J *et al.*, 2018; Menon *et al.*, 2018; Prabakar *et al.*, 2018; Rajeshkumar *et al.*, 2018, 2019; Vishnu Prasad *et al.*, 2018; Wahab *et al.*, 2018; Dua *et al.*, 2019; Duraisamy *et al.*, 2019; Ezhilarasan, Apoorva and Ashok Vardhan, 2019; Gheena and Ezhilarasan, 2019; Malli Sureshbabu *et al.*, 2019; Mehta *et al.*, 2019; Panchal, Jeevanandan and Subramanian, 2019; Rajendran *et al.*, 2019; Ramakrishnan, Dhanalakshmi and

Subramanian, 2019; Sharma *et al.*, 2019; Varghese, Ramesh and Veeraiyan, 2019; Gomathi *et al.*, 2020; Samuel, Acharya and Rao, 2020)

The main aim of this survey was to analyze binge-eating patterns among school students. Previously our department has published extensive research on various aspects of prosthetic dentistry ('Evaluation of Corrosive Behavior of Four Nickel–chromium Alloys in Artificial Saliva by Cyclic Polarization Test:An in vitro Study', 2017; Ganapathy, Kannan and Venugopalan, 2017; Jain, 2017a, 2017b; Ranganathan, Ganapathy and Jain, 2017; Ariga *et al.*, 2018; Gupta, Ariga and Deogade, 2018; Anbu *et al.*, 2019; Ashok and Ganapathy, 2019; Duraisamy *et al.*, 2019; Varghese, Ramesh and Veeraiyan, 2019), this vast research experience has inspired us to research about binge eating patterns.

MATERIALS AND METHODOLOGY

Self-administrated questionnaire was designed based on awareness. The questionnaire was distributed through an online survey monkey link. The study population included people belonging to the 13-17 age group. Data was collected from the link and was represented in the pie chart form. The participants were explained about the purpose of study in detail. The questions were carefully studied and the participants marked the corresponding answers. The data was collected and statistically analyzed

RESULTS AND DISCUSSION

This survey is done among school students in order to analyze binge eating patterns among them. This included 102 participants and then the result was statistically analyzed where it showed that binge eating is a common problem among both the genders. When asked whether they feel that they are obese, they result showed 35.1% do feel that they are obese [Figure 1]. 62.2% feel their eating behavior is out of control [Figure 2]. 57.9% continue eating even if they feel full or not hungry when it is their favorite food [Figure 3]. 31.2% binge eat more than 3 times a day, 32.3% binge eat more than 5 times a day, 19.4% binge eat more than 7 times a day [Figure 4]. 47.4 % eat faster than other people [Figure 5]. 52.7% eat until they are completely full [Figure 6]. 48.9% eat alone as they are embarrassed by what or how much is eaten [Figure 7]. 45.6% feel ashamed or guilty about binge eating [Figure 8]. 54.9% go for a walk after binge eating [Figure 9]. 48.4% have low self esteem or feel lonely [Figure 10]. 48% consume more than normal level of calorie a day, 37.8% consume normal level of calorie, 13.3% consume less than normal level of calorie per day [Figure 11]. 44.8% intake is healthy [Figure 12]. 44.3% Indulge in binge eating as they are hungry, 27.8% indulge due to depression, 17.8% indulge for timepass, 10.3% indulge as they are happy [Figure13].

Binge eating is found to be common among school students from the result as 44.3% indulge in it due to depression and hunger but other researches show that stress is the major factor for this habit (Tanofsky-Kraff *et al.*, 2012). 45.6% feel ashamed or guilty about binge eating. Teenagers are more conscious about their body image and are ready to skip food for any reason (Cheng *et al.*, 2019). 54.9% go for a walk after they binge eat whereas in other surveys only 37.2% do workout after they binge eat, which shows that enough awareness has to be created (Tworkowski *et al.*, 2018). 35.1% feel they are obese, similarly in other research also there were 30-35 % were obese, which was due to overeating without loss of control, eating in the absence of hunger, etc (Goldschmidt *et al.*, 2015). 48.4% have low self esteem or feel lonely. Binge eating has similar risk factors like depressive symptoms, body satisfaction, self esteem, etc. 44.8% intake is healthy which is less and this is due to the current food environment being replete with highly energy dense, ultra-processed food served in enormous portion sizes. 49% consume more than normal levels of calorie per day, which shows that symptoms of depression and anxiety influence calorie intake (Goldschmidt *et al.*, 2016). Our institution is passionate about high quality evidence based research and has excelled in various fields ((Pc, Marimuthu and Devadoss, 2018; Ramesh *et al.*, 2018; Vijayashree Priyadharsini, Smiline Girija and Paramasivam, 2018; Ezhilarasan, Apoorva and Ashok Vardhan, 2019; Ramadurai *et al.*, 2019; Sridharan *et al.*, 2019; Vijayashree Priyadharsini, 2019; Chandrasekar *et al.*, 2020; Mathew *et al.*, 2020; R *et al.*, 2020; Samuel, 2021)

There is no exact solution to eradicate this problem completely and also the exact cause has not been found for this problem. Here the survey is done only among school students, which included both male and female students, but further surveys can be done among elderly population to analyze the problem.

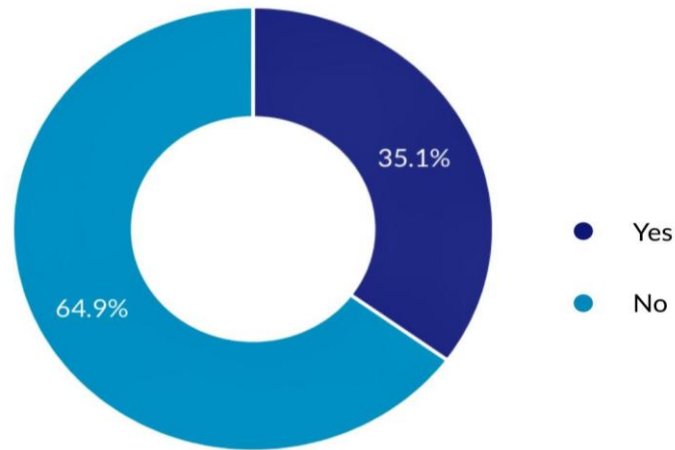


Fig.1: Pie chart represents the opinion on feeling obese which shows response for the question on whether they feel they are obese. 35.1% (Dark blue) responded 'yes' and 64.9% (Light blue) responded 'no'.

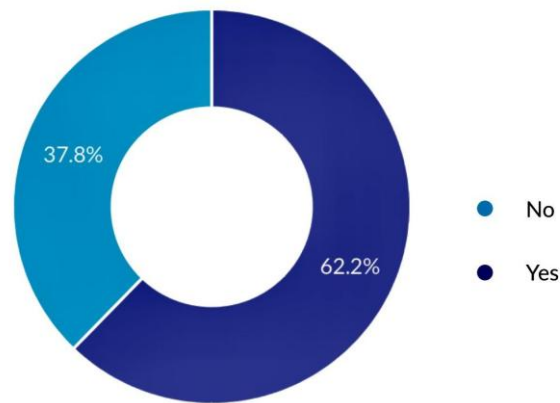


Fig.2: Pie chart represents the opinion on eating behaviour which shows response for the question on whether they feel their eating behaviour is out of control. 62.2% (Dark blue) responded 'yes' and 37.8% (Light blue) responded 'no'.

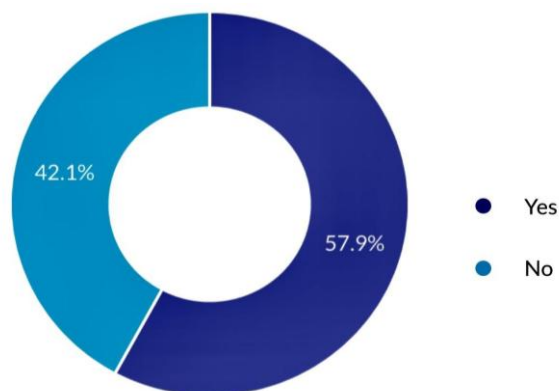


Fig.3: Pie chart represents the opinion on eating behaviour when it is their favorite food which shows response for the question on whether they continue to eat even if they are full or not hungry when it is their favorite food. 57.9% (Dark blue) responded 'yes' and 42.1% (Light blue) responded 'no'.

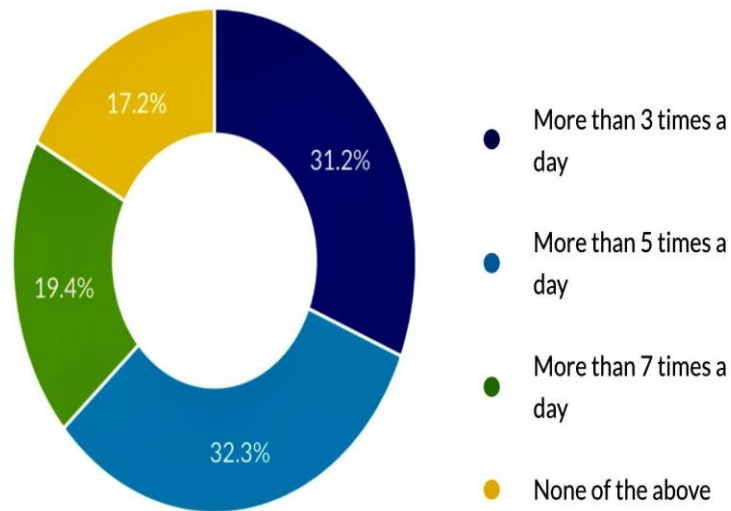


Fig.4: Pie chart represents the opinion on binge eating which shows response for the question on how often they binge eat. 31.2% (Dark blue) responded 'more than 3 times a day', 32.3% (Light blue) responded 'more than 5 times a day', 19.4% (green) responded 'more than 7 times a day' and 17.2% (yellow) responded 'none of the above'.

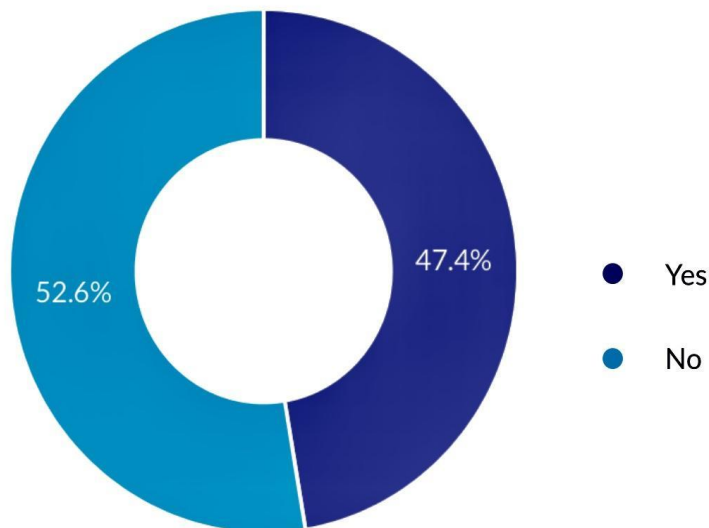


Fig.5: Pie chart represents the opinion on eating faster than other people which shows response for the question on whether they feel they eat faster than other people. 47.4% (Dark blue) responded 'yes' and 52.6% (Light blue) responded 'no'.

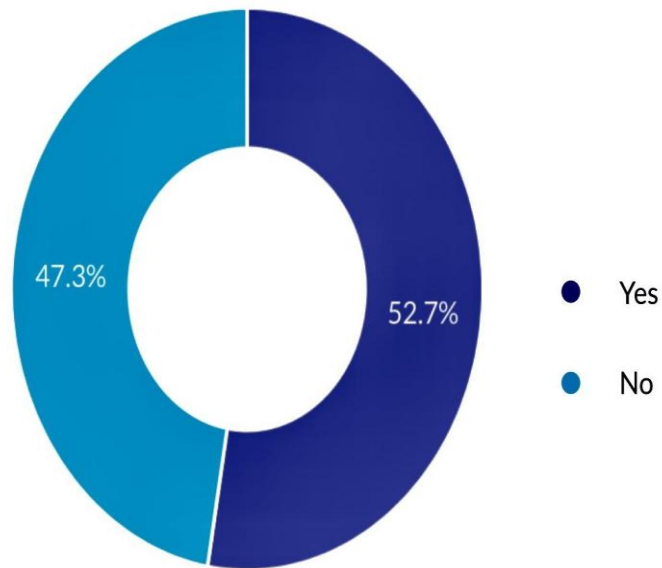


Fig.6: Pie chart represents the opinion on eating until completely full which shows response for the question on whether they eat until they are completely full. 52.7% (Dark blue) responded 'yes' and 47.3% (Light blue) responded 'no'.

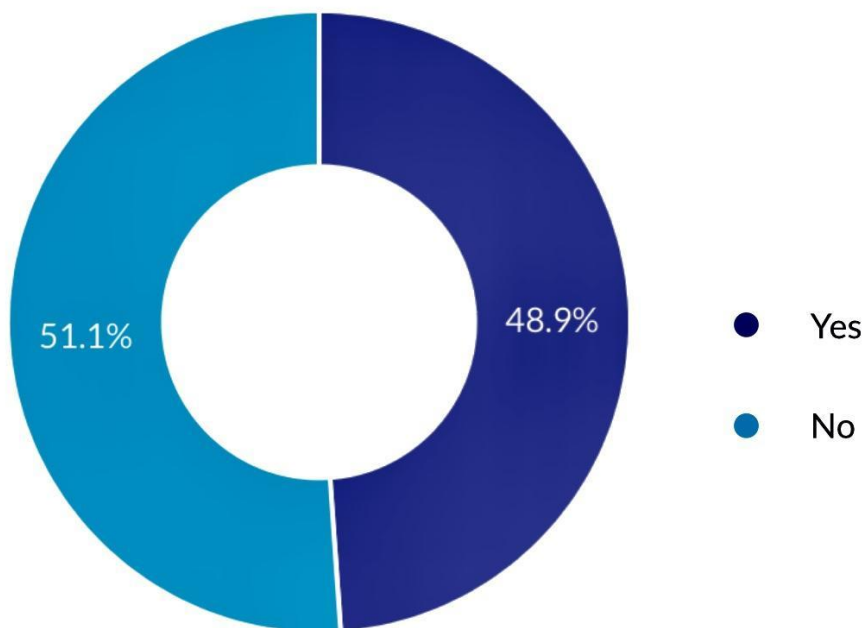


Fig.7: Pie chart represents the opinion on eating alone as they are embarrassed by what or how much is eaten which shows response for the question on whether they eat alone as they are embarrassed by what or how much is eaten. 48.9% (Dark blue) responded 'yes' and 51.1% (Light blue) responded 'no'.

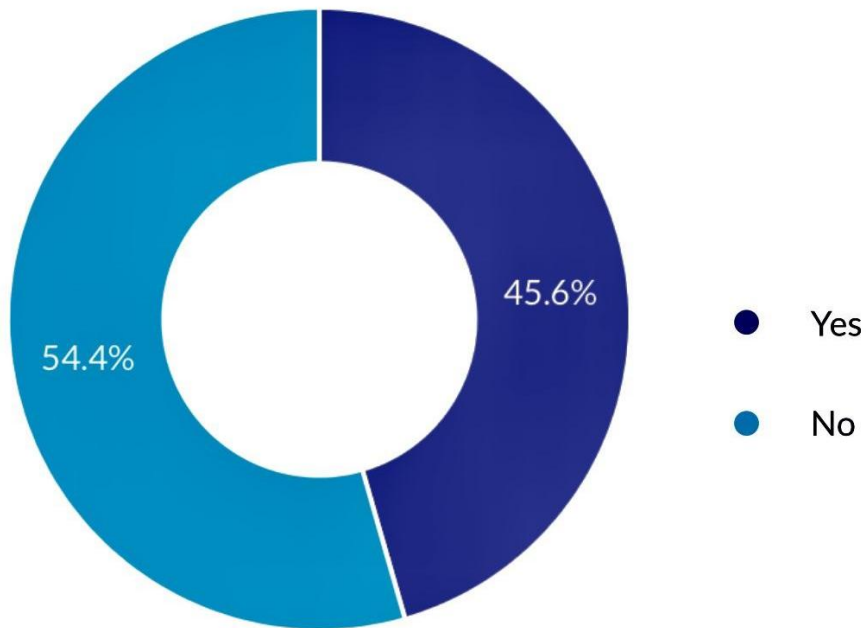


Fig.8: Pie chart represents the opinion on feeling ashamed or guilty about binge eating which shows response for the question on whether they feel ashamed or guilty about binge eating. 45.6% (Dark blue) responded 'yes' and 54.4% (Light blue) responded 'no'.

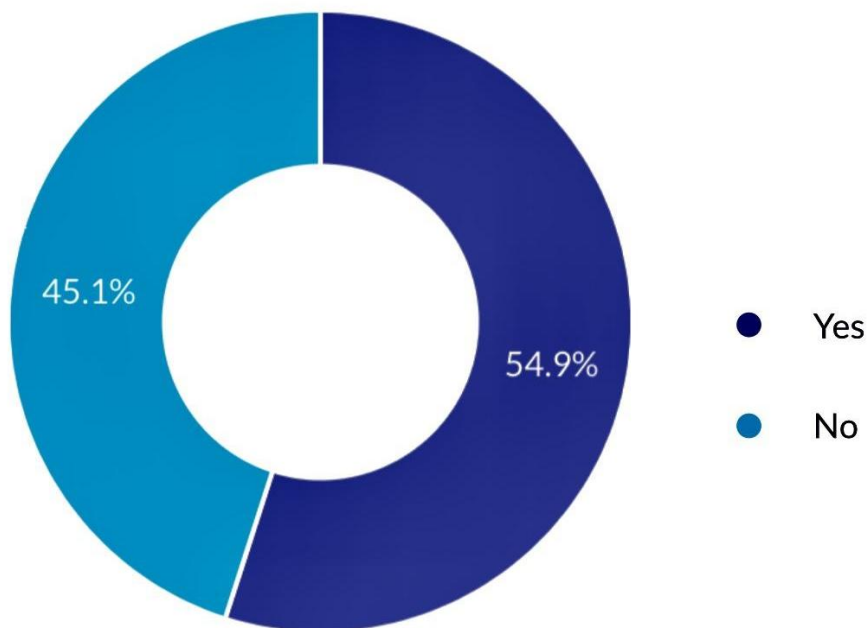


Fig.9: Pie chart represents the opinion on going for a walk after binge eating which shows response for the question on whether they go for a walk after binge eating. 54.9% (Dark blue) responded 'yes' and 45.1% (Light blue) responded 'no'.

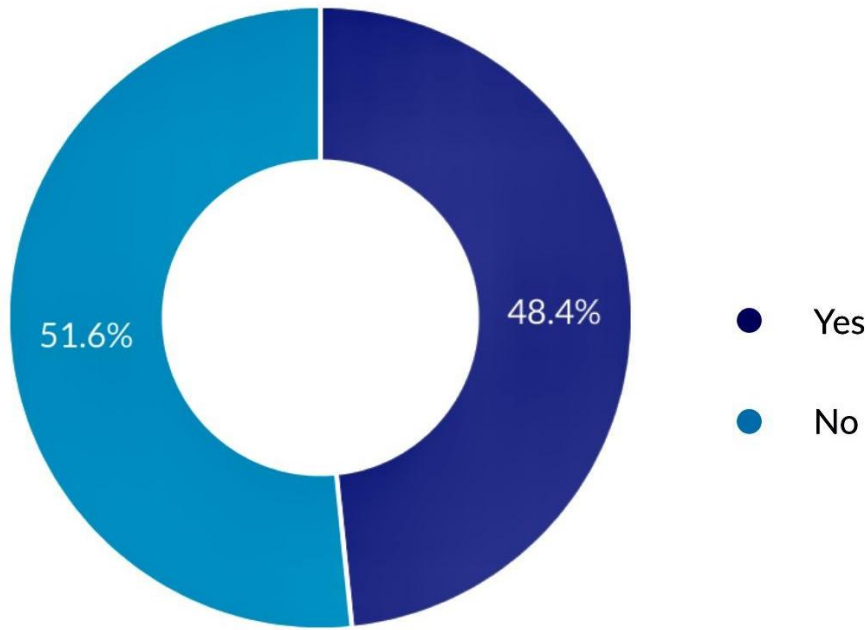


Fig.10: Pie chart represents the opinion on low self esteem or feeling lonely which shows response for the question on whether they have low self esteem or feel lonely. 48.4% (Dark blue) responded 'yes' and 51.6% (Light blue) responded 'no'.

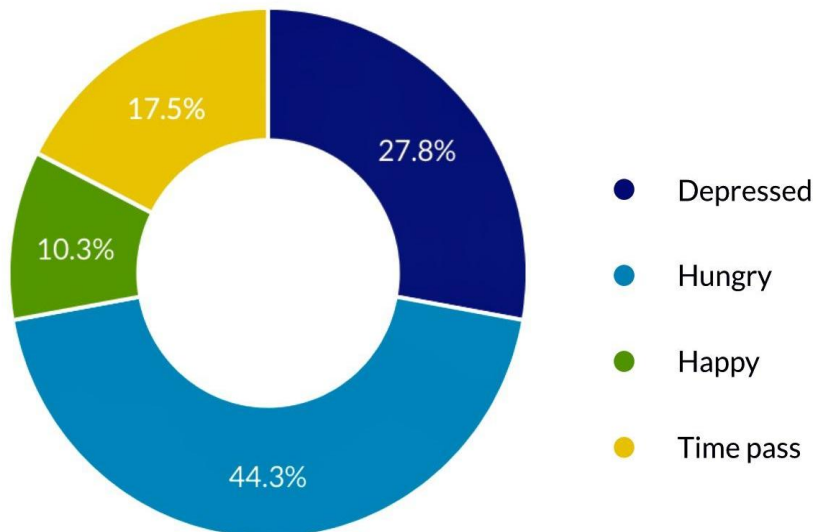


Fig.11: Pie chart represents the opinion on calorie consumption in a day which shows response for the question on how much calorie they consume in a day. 49% (Dark blue) responded 'more than normal level', 37.8% (Light blue) responded 'normal level' and 13.3% (green) responded 'less than normal level'.

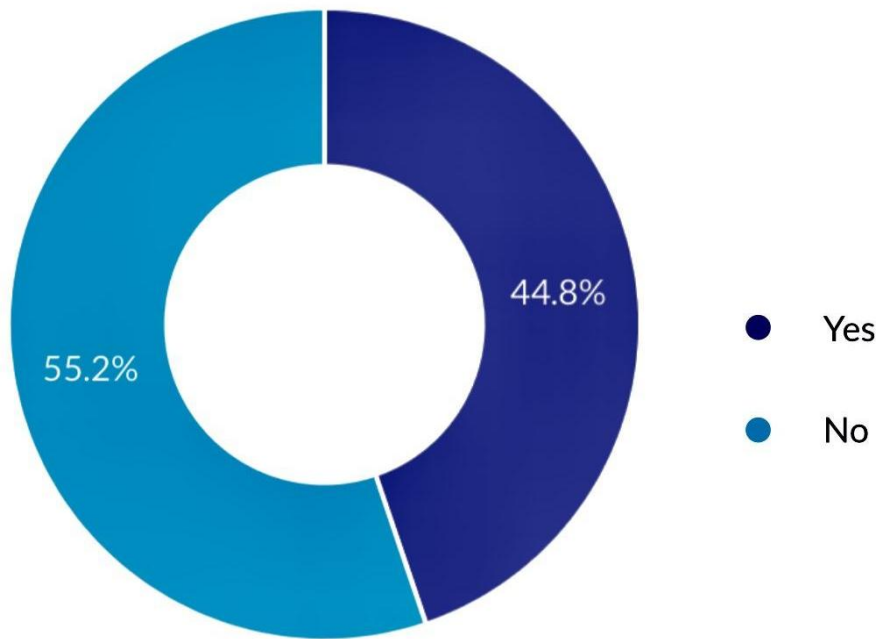


Fig.12: Pie chart represents the opinion on healthy intake which shows response for the question on whether their intake is healthy. 44.8% (Dark blue) responded 'yes' and 55.2% (Light blue) responded 'no'.

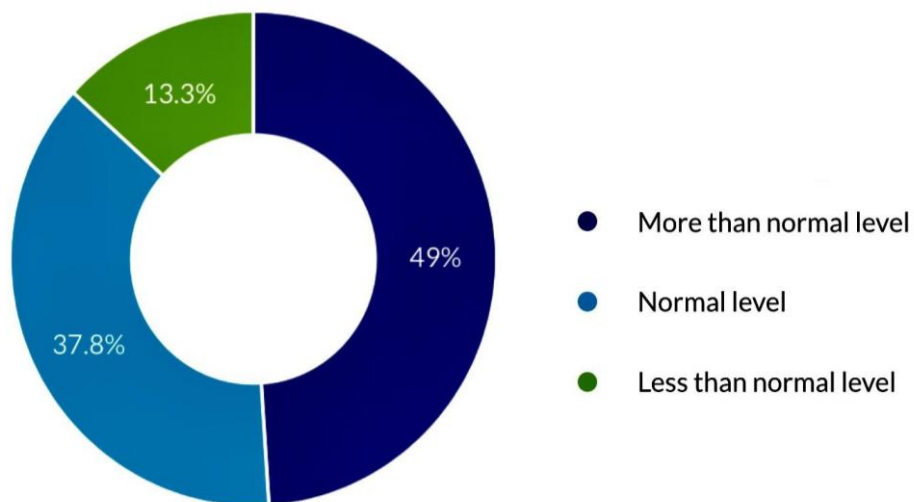


Fig.13: Pie chart represents the opinion on reason to indulge in binge eating which shows response for the question on the reason to indulge in binge eating. 27.8% (Dark blue) responded 'depression', 44.3% (Light blue) responded 'hungry', 10.3% (green) responded 'happy' and 17.5% (yellow) responded 'timepass'.

CONCLUSION

From the survey, it was evident that binge eating is common among school students as the majority (32.3%) of them eat more than 5 times a day for which depression and hunger is the major cause.

ACKNOWLEDGEMENT

The author would like to thank the study participants for their participation and kind cooperation.

CONFLICT OF INTEREST

The author declares that there was no conflict of interest in the present study.

REFERENCE

1. Abbott, S. et al. (2018) 'Binge eating disorder and night eating syndrome in adults with type 2 diabetes: a systematic review', *Journal of Eating Disorders*, 6(1). doi: 10.1186/s40337-018-0223-1.
2. Anbu, R. T. et al. (2019) 'Comparison of the Efficacy of Three Different Bone Regeneration Materials: An Animal Study', *European journal of dentistry*, 13(1), pp. 22–28.
3. Ariga, P. et al. (2018) 'Determination of Correlation of Width of Maxillary Anterior Teeth using Extraoral and Intraoral Factors in Indian Population: A Systematic Review', *World Journal of Dentistry*, 9(1), pp. 68–75.
4. Ashok, V. and Ganapathy, D. (2019) 'A geometrical method to classify face forms', *Journal of oral biology and craniofacial research*, 9(3), pp. 232–235.
5. Chandrasekar, R. et al. (2020) 'Development and validation of a formula for objective assessment of cervical vertebral bone age', *Progress in orthodontics*, 21(1), p. 38.
6. Cheng, Z. H. et al. (2019) 'Ethnic differences in eating disorder prevalence, risk factors, and predictive effects of risk factors among young women', *Eating Behaviors*, 32, pp. 23–30.
7. Dua, K. et al. (2019) 'The potential of siRNA based drug delivery in respiratory disorders: Recent advances and progress', *Drug development research*, 80(6), pp. 714–730.
8. Duraisamy, R. et al. (2019) 'Compatibility of Nonoriginal Abutments With Implants: Evaluation of Microgap at the Implant-Abutment Interface, With Original and Nonoriginal Abutments', *Implant dentistry*, 28(3), pp. 289–295.
9. 'Evaluation of Corrosive Behavior of Four Nickel–chromium Alloys in Artificial Saliva by Cyclic Polarization Test: An in vitro Study' (2017) *World Journal of Dentistry*, 8(6), pp. 477–482.
10. Ezhilarasan, D. (2018) 'Oxidative stress is bane in chronic liver diseases: Clinical and experimental perspective', *Arab journal of gastroenterology: the official publication of the Pan-Arab Association of Gastroenterology*, 19(2), pp. 56–64.
11. Ezhilarasan, D., Apoorva, V. S. and Ashok Vardhan, N. (2019) 'Syzygium cumini extract induced reactive oxygen species-mediated apoptosis in human oral squamous carcinoma cells', *Journal of oral pathology & medicine: official publication of the International Association of Oral Pathologists and the American Academy of Oral Pathology*, 48(2), pp. 115–121.
12. Ezhilarasan, D., Sokal, E. and Najimi, M. (2018) 'Hepatic fibrosis: It is time to go with hepatic stellate cell-specific therapeutic targets', *Hepatobiliary & pancreatic diseases international: HBPD INT*, 17(3), pp. 192–197.
13. Ganapathy, D. M., Kannan, A. and Venugopalan, S. (2017) 'Effect of Coated Surfaces influencing Screw Loosening in Implants: A Systematic Review and Meta-analysis', *World Journal of Dentistry*, 8(6), pp. 496–502.
14. Gheena, S. and Ezhilarasan, D. (2019) 'Syringic acid triggers reactive oxygen species-mediated cytotoxicity in HepG2 cells', *Human & experimental toxicology*, 38(6), pp. 694–702.
15. Goldschmidt, A. B. et al. (2015) 'Weight Gain, Executive Functioning, and Eating Behaviors Among Girls', *Pediatrics*, 136(4), pp. e856–63.
16. Goldschmidt, A. B. et al. (2016) 'Overeating and binge eating in emerging adulthood: 10-year stability and risk factors', *Developmental psychology*, 52(3), pp. 475–483.
17. Gomathi, A. C. et al. (2020) 'Anticancer activity of silver nanoparticles synthesized using aqueous fruit shell extract of Tamarindus indica on MCF-7 human breast cancer cell line', *Journal of Drug Delivery Science and Technology*, p. 101376. doi: 10.1016/j.jddst.2019.101376.
18. Granje, J. M. M. (2018) 'Binge Eating Disorder (BED): Nutritional Prevention and Treatment', *Journal of Food and Nutritional Disorders*, 07(02). doi: 10.4172/2324-9323.1000248.
19. Gupta, P., Ariga, P. and Deogade, S. C. (2018) 'Effect of Monopoly-coating Agent on the Surface Roughness of a Tissue Conditioner Subjected to Cleansing and Disinfection: A Contact Profilometric Study', *Contemporary clinical dentistry*, 9(Suppl 1), pp. S122–S126.
20. Holford, P. (2010) 'Improve Your Digestion', pp. 390–402.
21. Jain, A. R. (2017a) 'Clinical and Functional Outcomes of Implant Prosthesis in Fibula Free Flaps', *World*

- Journal of Dentistry, 8(3), pp. 171–176.
22. Jain, A. R. (2017b) 'Prevalence of Partial Edentulousness and Treatment needs in Rural Population of South India', *World Journal of Dentistry*, 8(3), pp. 213–217.
 23. Jeevanandan, G. and Govindaraju, L. (2018) 'Clinical comparison of Kedo-S paediatric rotary files vs manual instrumentation for root canal preparation in primary molars: a double blinded randomised clinical trial', *European Archives of Paediatric Dentistry*, pp. 273–278. doi: 10.1007/s40368-018-0356-6.
 24. J, P. C. et al. (2018) 'Prevalence and measurement of anterior loop of the mandibular canal using CBCT: A cross sectional study', *Clinical implant dentistry and related research*, 20(4), pp. 531–534.
 25. Latner, J. D. and Terence Wilson, G. (2002) 'Self-monitoring and the assessment of binge eating', *Behavior Therapy*, 33(3), pp. 465–477.
 26. Malli Sureshbabu, N. et al. (2019) 'Concentrated Growth Factors as an Ingenious Biomaterial in Regeneration of Bony Defects after Periapical Surgery: A Report of Two Cases', *Case reports in dentistry*, 2019, p. 7046203.
 27. Mathes, W. F. et al. (2009) 'The biology of binge eating', *Appetite*, 52(3), pp. 545–553.
 28. Mathew, M. G. et al. (2020) 'Evaluation of adhesion of Streptococcus mutans, plaque accumulation on zircons and stainless steel crowns, and surrounding gingival inflammation in primary molars: Randomized controlled trial', *Clinical oral investigations*, pp. 1–6.
 29. Mehta, M. et al. (2019) 'Oligonucleotide therapy: An emerging focus area for drug delivery in chronic inflammatory respiratory diseases', *Chemico-biological interactions*, 308, pp. 206–215.
 30. Menon, S. et al. (2018) 'Selenium nanoparticles: A potent chemotherapeutic agent and an elucidation of its mechanism', *Colloids and Surfaces B: Biointerfaces*, pp. 280–292. doi: 10.1016/j.colsurfb.2018.06.006.
 31. Neveu, R. et al. (2016) 'The Sequential Binge, a New Therapeutic Approach for Binge Eating: A Pilot Study', *PLOS ONE*, 11(11), p. e0165696.
 32. Panchal, V., Jeevanandan, G. and Subramanian, E. M. G. (2019) 'Comparison of post-operative pain after root canal instrumentation with hand K-files, H-files and rotary Kedo-S files in primary teeth: a randomised clinical trial', *European archives of paediatric dentistry: official journal of the European Academy of Paediatric Dentistry*, 20(5), pp. 467–472.
 33. Pc, J., Marimuthu, T. and Devadoss, P. (2018) 'Prevalence and measurement of anterior loop of the mandibular canal using CBCT: A cross sectional study', *Clinical implant dentistry and related research*. Available at: <https://europepmc.org/article/med/29624863>.
 34. Peterson, R. E. et al. (2012) 'Binge Eating Disorder Mediates Links between Symptoms of Depression, Anxiety, and Caloric Intake in Overweight and Obese Women', *Journal of Obesity*, 2012, pp. 1–8.
 35. Prabakar, J. et al. (2018) 'Comparative Evaluation of Retention, Cariostatic Effect and Discoloration of Conventional and Hydrophilic Sealants - A Single Blinded Randomized Split Mouth Clinical Trial', *Contemporary clinical dentistry*, 9(Suppl 2), pp. S233–S239.
 36. Rajendran, R. et al. (2019) 'Comparative Evaluation of Remineralizing Potential of a Paste Containing Bioactive Glass and a Topical Cream Containing Casein Phosphopeptide-Amorphous Calcium Phosphate: An in Vitro Study', *Pesquisa Brasileira em Odontopediatria e Clínica Integrada*, pp. 1–10. doi: 10.4034/pboci.2019.191.61.
 37. Rajeshkumar, S. et al. (2018) 'Biosynthesis of zinc oxide nanoparticles using *Mangifera indica* leaves and evaluation of their antioxidant and cytotoxic properties in lung cancer (A549) cells', *Enzyme and microbial technology*, 117, pp. 91–95.
 38. Rajeshkumar, S. et al. (2019) 'Antibacterial and antioxidant potential of biosynthesized copper nanoparticles mediated through *Cissus arnotiana* plant extract', *Journal of photochemistry and photobiology. B, Biology*, 197, p. 111531.
 39. Ramadurai, N. et al. (2019) 'Effectiveness of 2% Articaine as an anesthetic agent in children: randomized controlled trial', *Clinical oral investigations*, 23(9), pp. 3543–3550.
 40. Ramakrishnan, M., Dhanalakshmi, R. and Subramanian, E. M. G. (2019) 'Survival rate of different fixed posterior space maintainers used in Paediatric Dentistry - A systematic review', *The Saudi dental journal*, 31(2), pp. 165–172.
 41. Ramesh, A. et al. (2018) 'Comparative estimation of sulfiredoxin levels between chronic periodontitis and healthy patients - A case-control study', *Journal of periodontology*, 89(10), pp. 1241–1248.
 42. Ranganathan, H., Ganapathy, D. M. and Jain, A. R. (2017) 'Cervical and Incisal Marginal Discrepancy in Ceramic Laminate Veneering Materials: A SEM Analysis', *Contemporary clinical dentistry*, 8(2), pp. 272–278.
 43. R, H. et al. (2020) 'CYP2 C9 polymorphism among patients with oral squamous cell carcinoma and its role in altering the metabolism of benzo[a]pyrene', *Oral Surgery, Oral Medicine, Oral Pathology and Oral Radiology*, pp. 306–312. doi: 10.1016/j.oooo.2020.06.021.
 44. Rosenbaum, D. L. and White, K. S. (2015) 'The relation of anxiety, depression, and stress to binge eating behavior', *Journal of Health Psychology*, 20(6), pp. 887–898.

45. Samuel, S. R. (2021) 'Can 5-year-olds sensibly self-report the impact of developmental enamel defects on their quality of life?', *International journal of paediatric dentistry / the British Paedodontic Society [and] the International Association of Dentistry for Children*, 31(2), pp. 285–286.
46. Samuel, S. R., Acharya, S. and Rao, J. C. (2020) 'School Interventions-based Prevention of Early-Childhood Caries among 3-5-year-old children from very low socioeconomic status: Two-year randomized trial', *Journal of public health dentistry*, 80(1), pp. 51–60.
47. Sharma, P. et al. (2019) 'Emerging trends in the novel drug delivery approaches for the treatment of lung cancer', *Chemico-biological interactions*, 309, p. 108720.
48. Sridharan, G. et al. (2019) 'Evaluation of salivary metabolomics in oral leukoplakia and oral squamous cell carcinoma', *Journal of oral pathology & medicine: official publication of the International Association of Oral Pathologists and the American Academy of Oral Pathology*, 48(4), pp. 299–306.
49. Tanofsky-Kraff, M. et al. (2012) 'Children's binge eating and development of metabolic syndrome', *International Journal of Obesity*, 36(7), pp. 956–962.
50. Tanofsky-Kraff, M. et al. (2013) 'Binge eating disorder: The next generation of research', *International Journal of Eating Disorders*, 46(3), pp. 193–207.
51. Tworkowski, K. et al. (2018) 'Dietary habits and awareness of healthy eating among students of different types of higher education courses based on questionnaire survey', *Prosthodontics*, 68(2), pp. 211–222.
52. Varghese, S. S., Ramesh, A. and Veeraiyan, D. N. (2019) 'Blended Module-Based Teaching in Biostatistics and Research Methodology: A Retrospective Study with Postgraduate Dental Students', *Journal of dental education*, 83(4), pp. 445–450.
53. Vijayashree Priyadharsini, J. (2019) 'In silico validation of the non-antibiotic drugs acetaminophen and ibuprofen as antibacterial agents against red complex pathogens', *Journal of periodontology*, 90(12), pp. 1441–1448.
54. Vijayashree Priyadharsini, J., Smiline Girija, A. S. and Paramasivam, A. (2018) 'In silico analysis of virulence genes in an emerging dental pathogen *A. baumannii* and related species', *Archives of oral biology*, 94, pp. 93–98.
55. Vishnu Prasad, S. et al. (2018) 'Report on oral health status and treatment needs of 5-15 years old children with sensory deficits in Chennai, India', *Special care in dentistry: official publication of the American Association of Hospital Dentists, the Academy of Dentistry for the Handicapped, and the American Society for Geriatric Dentistry*, 38(1), pp. 58–59.
56. Wahab, P. U. A. et al. (2018) 'Scalpel Versus Diathermy in Wound Healing After Mucosal Incisions: A Split-Mouth Study', *Journal of oral and maxillofacial surgery: official journal of the American Association of Oral and Maxillofacial Surgeons*, 76(6), pp. 1160–1164.
57. Yager, J. (2007) 'Binge Eating Disorder: The Search for Better Treatments', *American Journal of Psychiatry*, 165(1), pp. 4–6.