



Universiteit
Leiden

The Netherlands

The chemical inventory of the inner regions of planet-forming disks - the JWST/MINDS program

Kamp, I.; Henning, T.; Arabhavi, A.M.; Bettoni, G.; Christiaens, V.; Gasman, D.; ... ; Wright, G.

Citation

Kamp, I., Henning, T., Arabhavi, A. M., Bettoni, G., Christiaens, V., Gasman, D., ... Wright, G. (2023). The chemical inventory of the inner regions of planet-forming disks - the JWST/MINDS program. *Faraday Discussions*, 245, 112-137. doi:10.1039/D3FD00013C





Version: Publisher's Version

License: [Licensed under Article 25fa Copyright Act/Law \(Amendment Taverne\)](#)

Downloaded from: <https://hdl.handle.net/1887/3719448>

Note: To cite this publication please use the final published version (if applicable).

The chemical inventory of the inner regions of planet-forming disks – the JWST/MINDS program†

Inga Kamp, ^{*,a} Thomas Henning, ^b Aditya M. Arabhavi, ^a Giulio Bettoni, ^g Valentin Christiaens, ^d Danny Gasman, ^e Sierra L. Grant, ^g Maria Morales-Calderón, ^f Benoît Tabone, ^c Alain Abergel, ^c Olivier Absil, ^d Ioannis Argyriou, ^e David Barrado, ^f Anthony Boccaletti, ^h Jeroen Bouwman, ^b Alessio Caratti o Garatti, ^{ij} Ewine F. van Dishoeck, ^{gk} Vincent Geers, ^l Adrian M. Glauser, ^m Manuel Güdel, ^{bmn} Rodrigo Guadarrama, ⁿ Hyerin Jang, ^o Jayatee Kanwar, ^{ap} Pierre-Olivier Lagage, ^q Fred Lahuis, ^a Michael Mueller, ^a Cyrine Nehmé, ^s Göran Olofsson, ^t Eric Pantin, ^u Nicole Pawellek, ^{nw} Giulia Perotti, ^b Tom P. Ray, ^j Donna Rodgers-Lee, ^j Matthias Samland, ^b Silvia Scheithauer, ^b Jürgen Schreiber, ^b Kamber Schwarz, ^b Milou Temmink, ^k Bart Vandenbussche, ^e Marissa Vlasblom, ^k Christoffel Waelkens, ^e L. B. F. M. Waters ^{ov} and Gillian Wright[†]

Received 22nd January 2023, Accepted 3rd April 2023

DOI: 10.1039/d3fd00013c

The understanding of planet formation has changed recently, embracing the new idea of pebble accretion. This means that the influx of pebbles from the outer regions of planet-forming disks to their inner zones could determine the composition of planets and their atmospheres. The solid and molecular components delivered to the planet-forming region can be best characterized by mid-infrared spectroscopy. With Spitzer low-resolution ($R = 100, 600$) spectroscopy, this approach was limited to the detection of abundant molecules, such as H_2O , C_2H_2 , HCN and CO_2 . This contribution will present the first results of the MINDS (MIRI mid-INfrared Disk Survey, PI:Th Henning) project. Due to the sensitivity and spectral resolution provided by the James Webb Space Telescope (JWST), we now have a unique tool to obtain the full inventory of chemistry in the inner disks of solar-type stars and brown dwarfs, including also less-abundant hydrocarbons and isotopologues. The Integral Field Unit (IFU) capabilities will enable at the same time spatial studies of the continuum and line emission in extended sources such as debris disks, the flying saucer and also the search for mid-IR signatures of forming planets in systems such as PDS 70. These JWST observations are complementary to ALMA and NOEMA observations of outer-disk chemistry; together these datasets will provide an integral view of the processes occurring during the planet-formation phase.

1 Introduction

Much of the exoplanet population studied so far resides inside 10 au from their host star. The composition of these planets should carry traces of the chemical composition of the inner regions of planet-forming disks. This can manifest itself in the bulk C/O ratio of gas-giant planet atmospheres,^{1–4} but also affect the bulk interior composition of terrestrial planets (e.g. the sulphur content)⁵ and the delivery of water to them.^{6,7}

Planet-forming disks are expected to be layered in their chemical content, with the surface layers being ionized/atomic and deeper layers being molecular.^{8,9} More recently, thermochemical models also showed that the spatial distribution of molecules comes in layers, with OH being closest to the surface and CO, H₂O, CO₂, HCN and C₂H₂ residing ever closer to the midplane¹⁰ (Fig. 1). In addition, theory and observations have shown that dust grains can radially migrate in the disk if they reach sizes that allow them to dynamically decouple from the gas.^{11,12} As a consequence, volatile ices carried along and sublimating at the respective ice-line locations could alter the elemental composition of the gas in the disk.¹³ The inner-disk regions are generally highly optically thick (unless some processes have removed material and carved gaps/holes¹⁴), preventing us from probing down to the midplane. However, turbulent-mixing timescales are less than 10⁴

^aKapteyn Astronomical Institute, University of Groningen, PO Box 800, 9700 AV Groningen, The Netherlands.
E-mail: kamp@astro.rug.nl

^bMax-Planck-Institut für Astronomie (MPIA), Königstuhl 17, 69117 Heidelberg, Germany

^cUniversité Paris-Saclay, CNRS, Institut d'Astrophysique Spatiale, 91405, Orsay, France

^dSTAR Institute, Université de Liège, Allée du Six Août 19c, 4000 Liège, Belgium

^eInstitute of Astronomy, KU Leuven, Celestijnenlaan 200D, 3001 Leuven, Belgium

^fCentro de Astrobiología (CAB), CSIC-INTA, ESAC Campus, Camino Bajo del Castillo s/n, 28692 Villanueva de la Cañada, Madrid, Spain

^gMax-Planck Institut für Extraterrestrische Physik (MPE), Giessenbachstr. 1, 85748, Garching, Germany

^hLESIA, Université PSL, CNRS, Sorbonne Université, Université de Paris, 5 Place Jules Janssen, 92195 Meudon, France

ⁱINAF – Osservatorio Astronomico di Capodimonte, Salita Moiariello 16, 80131 Napoli, Italy

^jDublin Institute for Advanced Studies, 31 Fitzwilliam Place, D02 XF86 Dublin, Ireland

^kLeiden Observatory, Leiden University, 2300 RA Leiden, The Netherlands

^lUK Astronomy Technology Centre, Royal Observatory Edinburgh, Blackford Hill, Edinburgh EH9 3HJ, UK

^mETH Zürich, Institute for Particle Physics and Astrophysics, Wolfgang-Pauli-Str. 27, 8093 Zürich, Switzerland

ⁿDept. of Astrophysics, University of Vienna, Türkenschanzstr 17, A-1180 Vienna, Austria

^oDepartment of Astrophysics, IMAPP, Radboud University, PO Box 9010, 6500 GL Nijmegen, The Netherlands

^pSpace Research Institute, Austrian Academy of Sciences, Schmiedlstr. 6, A-8042 Graz, Austria

^qUniversité Paris-Saclay, Université de Paris, CEA, CNRS, AIM, F-91191 Gif-sur-Yvette, France

^rSRON Netherlands Institute for Space Research, PO Box 800, 9700 AV, Groningen, The Netherlands

^sCEA, DSM, Ifru, Service d'Astrophysique – Laboratoire AIM, France

^tDepartment of Astronomy, Stockholm University, AlbaNova University Center, 10691 Stockholm, Sweden

^uIRFU, DAP Département D'Astrophysique CE Saclay, Gif-sur-Yvette, France

^vSRON Netherlands Institute for Space Research, Niels Bohrweg 4, NL-2333 CA Leiden, The Netherlands

^wKonkoly Observatory, Research Centre for Astronomy and Earth Sciences, Eötvös Loránd Research Network (ELKH), Konkoly-Thege Miklós út 15-17, H-1121 Budapest, Hungary

† The MIRI mid-Infrared Disk Survey (MINDS) is part of the JWST/MIRI GTO time and led by Thomas Henning and Inga Kamp.

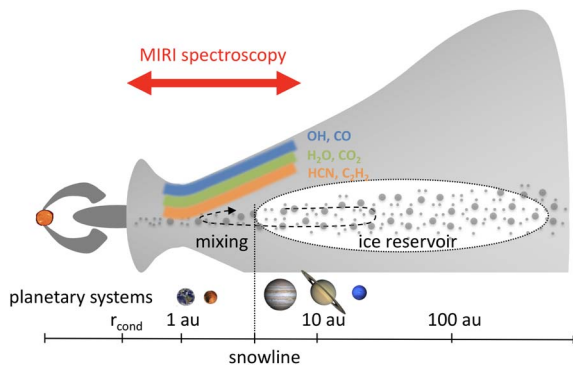


Fig. 1 Sketch of a typical disk around a T Tauri star. Thermochemical disk models suggest a layered molecular structure with OH and CO at the top, followed by H₂O and CO₂. HCN and C₂H₂ peak in abundance deeper in the disk. Theory and observations suggest the possibility of radial transport of icy grains, which can affect the inner-disk gas composition. The Mid-InfraRed Instrument (MIRI) on board the James Webb Space Telescope probes the inner (≤ 10 au) warm disk surface.

years,¹⁵ thus ensuring that any change of element abundance due to radial transport in the midplane should quickly spread vertically in the disk.

The mid-infrared wavelength range is key in probing the inner ~ 10 au of planet-forming disks. The gas in there is typically warm (several 100–1000 K) and we expect to see a mix of highly excited rotational lines and ro-vibrational ones. The Spitzer Space Telescope has frequently detected abundant molecules such as water, OH, CO₂, HCN and C₂H₂ in disks around solar-type stars, and less frequently around Herbig Ae stars.^{16–19} Still, due to the low spectral resolution of $R \sim 600$, Spitzer saw only the tip of the iceberg; less abundant molecules (minor species, *e.g.* CH₄ and NH₃ with features $< 10 \mu\text{m}$, and other hydrocarbons such as C₄H₂) remained undetected. Yet these minor species play a major role in the synthesis pathways of complex organic molecules and are key to understanding the types of chemistry occurring while planet formation is in full steam (*e.g.* C- or O-chemistry, combustion chemistry). Also, the quantitative interpretation of the molecular bands in the Spitzer data was strongly hampered by line blending of the various molecules. The recently launched James Webb Space Telescope (JWST) has the spectral resolution ($R \sim 1500\text{--}3500$) and the sensitivity to disentangle major species blends and to carry out a deep search for minor species.

In the following, we will present some first results on the richness of the inner disks of T Tauri and low-mass stars from Guaranteed Time Observations (GTO) with the MIRI on board of the James Webb Space Telescope.

2 The MINDS survey

The MIRI mid-INfrared Disk Survey (MINDS) is part of the JWST/MIRI GTO time and led by Thomas Henning and Inga Kamp (PID 1282). We use the medium-resolution spectrograph (MRS) of the Mid-InfraRed Instrument (MIRI),^{20,21} which covers simultaneously the wavelength range 4.9 to 28.6 μm with a spectral resolution of $R \sim 1500\text{--}3500$.

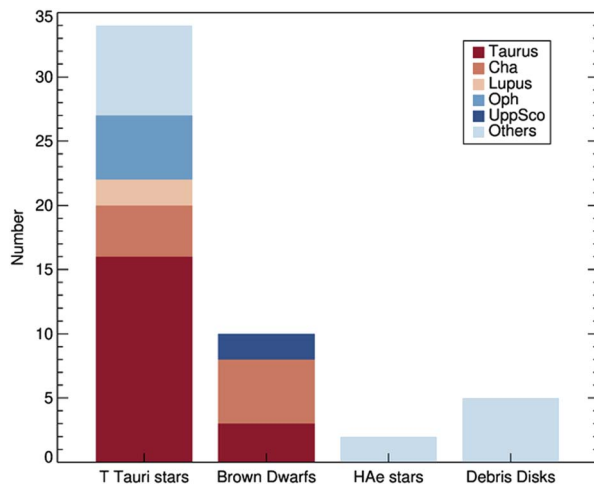


Fig. 2 Distribution of the 51 MINDS sources across planet-forming disk type and star-forming region.

2.1 The sample

We selected our sample to contain young gas-rich class II disks in nearby star-forming regions (Herbig Ae stars, T Tauri stars and very low mass stars/brown dwarfs). Brown dwarfs are sub-stellar objects that are not massive enough to sustain stable hydrogen fusion. The boundary between very low mass stars (VLMS) and brown dwarfs (BDs) is not well defined; some authors use color criteria^{22,23} or spectral type (later than M6 for young BDs).²⁴ In addition, we selected a handful of young gas-rich debris disks, where ALMA has established the presence of CO gas. We mostly selected targets in the Taurus, Ophiuchus, Chamaeleon and Lupus star-forming regions largely based on the presence of molecular emission known from previous Spitzer observations and using ground-based CO ro-vibrational line profiles to make sure we look at disk emission. Fig. 2 shows the distribution of our targets across the various star-forming regions and object types; our main focus is on the Taurus star-forming region. We also included in our sample PDS 70, a young planet-forming disk, which is known to host two gas-giant protoplanets,^{25,26} and TW Hya, one of the closest gas-rich planet-forming disks ($d = 60$ pc). Both systems have the potential to reveal intriguing mid-IR signatures related to forming planets.

2.2 The MIRI/MRS survey

The total observing time of our survey is ~ 120 h. We base our exposure time estimates on previous mid-IR Spitzer fluxes and the goal to obtain a S/N of 300–500 to maximize detection rates of minor species.²⁷ Due to the instrument sensitivity being a strong function of wavelengths and the Spectral Energy Distribution (SED) of our targets being non-flat, we will mostly achieve this S/N at shorter wavelengths. Since all our targets are relatively bright sources with well-known coordinates and proper motions (Gaia DR3²⁸), we omit a dedicated target acquisition (TA) with the exception of the brown dwarfs where TA is necessary. For the spatially extended sources in our sample, we schedule

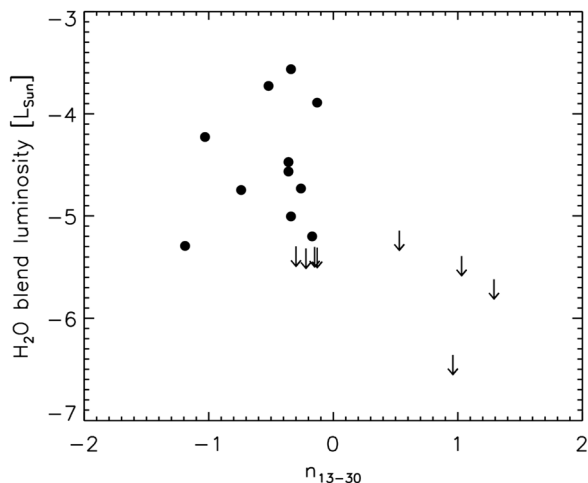


Fig. 3 Water luminosity *versus* SED slope between 13 and 30 μm for MINDS T Tauri disks that have high-resolution Spitzer spectra ($R \sim 600$). Arrows are upper limits. The higher spectral resolution and sensitivity of JWST MIRI/MRS allows detection of much fainter water fluxes in the MINDS program.

a dedicated background observation just before the science exposure with the same exposure time. For the science exposures, we use a 4-point dither strategy.

2.3 Data reduction

Our data reduction flow leverages both the JWST pipeline (v1.8.4) and routines from the VIP package.²⁹ From the JWST pipeline, we use (i) the class `Detector1` to process uncalibrated raw data files using CRDS context `jdwt_1019.pmap` and default parameters; (ii) `Spec2` with default parameters, but skipping background subtraction, and using dedicated reference files for photometric and fringe flat calibrations as in Gasman *et al.*⁴⁰; and (iii) `Spec3` with default parameters, apart from the `master_background` and `outlier_detection` steps which are turned off. We leverage the four-point dither strategy to obtain a first guess of the background signal as the minimum of each quadruplet of dithered images (on the detector), then refined this estimate using a median-filter, which both smoothed the background map and removed residual star signals. This estimated background map is subtracted just before `Spec3`. Bad pixel correction is performed both before background estimation and after `Spec3` using dedicated VIP routines. Spectrum extraction is performed manually through aperture photometry in $2.5 \lambda/D$ apertures in the final spectral frames, after identifying manually the star centroid. We use correction factors to compensate for the missing flux in the apertures (as in Argyriou *et al.*⁴⁰), and filter out spikes affecting individual spaxels when integrating the signal in each aperture.

3 Small dust grains and gas in the inner disk

We have little direct imaging information on the detailed gas and dust structure of the inner 10 au of disks around low-mass stars ($M^* \lesssim 1 M_{\odot}$). Much of what we

know originates from the kinematic analysis of line profiles such as the CO ro-vibrational lines,^{30,31} spectroscopy of dust emission features³² or interferometry.³³ The Spitzer Space Telescope has studied samples of T Tauri disks down to the brown dwarfs regime both for their molecular content^{17,19,34–37} and their dust mineralogy and grain sizes.^{32,34,38} The inner disk surfaces are generally populated by micron-sized grains and disk models suggest that the 10 and 20 μm silicate feature and the molecular lines originate from a similar radial region.

Fig. 3 shows the Spitzer water luminosity³⁹ vs. SED slope n_{13-30} (MSc thesis Christian Lemmens) for a subset of our 19 T Tauri MINDS targets. Like previous work,³⁹ we see no obvious correlation across our sample; the only interesting point is that disks with large cavities ($n_{13-30} > 0.5$) have no water detection. It remains to be seen whether this was a sensitivity limit. Given the typical MINDS integration times, we measure noise levels of $\sim 2\text{--}12$ mJy around 17 μm ,⁴⁰ corresponding to line luminosities of 5×10^{-8} to $3 \times 10^{-7} L_{\odot}$. Theoretical models predict for example water lines to be weaker in disks with inner cavities.^{41,42}

Overall, we have not yet fully understood where the large diversity of molecular line flux strength originates from; in several cases, line fluxes themselves correlate well, *e.g.* water and CO ro-vib,³⁶ water and HCN.¹⁹ It is unclear whether this is because these molecules are co-spatial radially and vertically. Disk models can often reproduce such correlations (*e.g.* Antonellini *et al.*⁴³). Some molecules are not emitting in local thermodynamic equilibrium (LTE); OH is, for example, non-thermally excited through water photodissociation;⁴⁴ CO can be pumped by fluorescence or IR radiation;^{30,45} and HCN can be pumped by IR radiation.⁴⁶ Also, the C_2H_2 fluxes do not correlate with water fluxes.³⁶ Even in T Tauri disks, the strength of the C_2H_2 ro-vibrational band is difficult to reproduce with simple gas-phase chemistry.^{47,48} Higher abundances and column densities of this molecule occur in disk surfaces if the H/ H_2 transition resides closer to the surface and temperatures are higher;⁴⁹ this can be achieved by, *e.g.*, considering only small grains instead of a wide grain size distribution up to mm-sizes and settling.^{50,51}

There is still much to learn about the chemical composition of the inner 10 au and the Spitzer spectral resolution was a major limiting factor also in the analysis of the spectra. The blending of lines from different species was difficult to correct without large assumptions and the retrieval suffered from large degeneracies in column densities and temperatures. However, for understanding planetary diversity we need to obtain a quantitative inventory of the inner-disk molecular reservoir. The retrieval process will remain the most challenging part of the analysis. Hence, as in times of Spitzer data, we will start simple using 0D slab models and discuss towards the end pathways forward.

4 Slab model retrieval

This is the most simple retrieval method that can be applied to molecular emission spectra. It has been widely used on Spitzer data¹⁸ ‡ and using radial temperature gradients (1D) also to near-IR ground based spectroscopy.³⁰ While the method is fast and powerful, it has not yet been assessed how the quantities of

‡ slabspec – <https://doi.org/10.5281/zenodo.4037306>

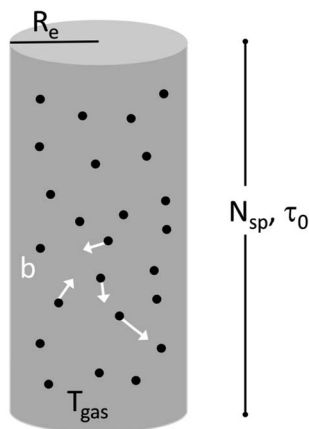


Fig. 4 Schematic of a 0D slab model.

temperature, column density and emitting area that we retrieve compare to the actual underlying disk properties. The subsequent paragraphs illustrate this and discuss remaining issues and future challenges for retrieval methods.

4.1 Slab model fluxes

The most simple 0D slab models calculate the line flux F_0 at the center of the line λ_0 for a selected number of line transitions of a single molecule (species sp). The slab of gas has a constant temperature T_{gas} and density n_{H} , and variable length, hence column density N_{sp} (Fig. 4). Within the slab, the abundance of the species ε_{sp} as well as the potential collision partners (electrons, protons, H, *o*-*p*-H₂, and He) are free parameters, but constants. The velocity at which gas particles move b is the sum of their thermal velocity v_{th} and a turbulent component v_{turb}

$$b = \sqrt{v_{\text{th}}^2 + v_{\text{turb}}^2}. \quad (1)$$

The data characterizing a single line transition of a species sp are the lower and upper energy levels E_l, E_u , the respective statistical weights g_l, g_u and the Einstein A coefficient A_{ul} . The level populations are denoted as b_l and b_u and a superscript * denotes local thermodynamic equilibrium (LTE). The total line intensity emerging I_0 is then calculated using either a simple RT solution or from escape probability using

$$I_0 = \frac{h\nu A_{ul}}{4\pi} N_{(\text{H})} \varepsilon_{\text{sp}} b_u \beta_{\text{esc}}(\tau_0). \quad (2)$$

The Planck constant h and all other quantities are usually used in cgs units. The escape probability β_{esc} treatment depends on the geometry assumed⁵² and the line center optical depth $\tau_0 = \tau(\lambda_0)$

⁵² This is the total hydrogen number density in the gas, so $n(\text{H}) + 2n(\text{H}_2)$.

$$\tau_0 = \frac{A_{ul}\lambda_0^3}{8\pi b} N_{\text{sp}} \left(b_l \frac{g_u}{g_l} - b_u \right). \quad (3)$$

For optically thin lines, the intensity scales directly with the column density of the species. However, as the line become optically thick in the center, the line broadening ensures that the flux keeps growing, albeit not linear anymore. The line photons do not then escape at the line center, but in the wings. In the most simple case, we assume a Gaussian line profile and high optical depth leads to a flat-topped quasi-rectangular profile.

The line intensity is converted into a flux assuming a specific emitting area πR_e^2 and the distance d to the source. For a specific turbulence, we can pre-calculate a grid of slab models for a range of temperatures and column densities and this can be reused for all spectra.

The level populations can be calculated either from LTE or from statistical equilibrium (SE). In the latter case, we need collisional cross sections for all transitions and potential collision partners. The availability of such data is often the limiting factor. Hence, we revert back to LTE for many of the molecules in the mid-IR spectral region. Deviations from LTE will occur if the gas densities are much smaller than the critical density of the line and/or if the molecules are subject to strong radiation fields (*e.g.* UV pumping for CO ro-vibrational lines,⁴⁵ and IR pumping by dust thermal emission for HCN⁴⁶) and/or if the excitation occurs through chemical pathways (*e.g.* oxygen through photodissociation of OH,⁵³ and OH through photodissociation of water⁴⁴). It is interesting to note that radiative pumping can drive molecules also into LTE, but the excitation temperature then corresponds to that of the radiation field and not to the gas temperature. Calculating level populations b_u with respect to the total population of the species in LTE requires knowing the partition functions $Z(T,P)$, where

$$b_u = \frac{n_{\text{sp},u}}{n_{\text{sp},\text{tot}}} = \frac{g_u}{Z(T,P)} \exp^{-E_u/kT} \quad (4)$$

with E_u being the upper-level energy and k the Boltzmann constant. For many molecules these are provided in the form of tables covering a large range of temperature and pressures. In the mid-IR we have to drop the simplified approach of using only a restricted number of levels to calculate the partition functions, an approach often used when dealing with rotational lines at sub-mm wavelengths and very cold temperatures (≤ 100 K).

We take the molecular data and partition functions mostly from three databases: the Leiden Atomic and Molecular Database (LAMDA^{54,55}), the HITRAN database,⁵⁶ and the GEISA database.⁵⁷ The GEISA database lacks Einstein A coefficients and those are provided in selected cases by Agnes Perrin (private communication). We also note that several molecules have data only for a single or few ro-vibrational bands. Since the typical temperatures in the inner disks are a few 100 up to 1000 K, our analysis is severely hampered by this. We will come back to it later.

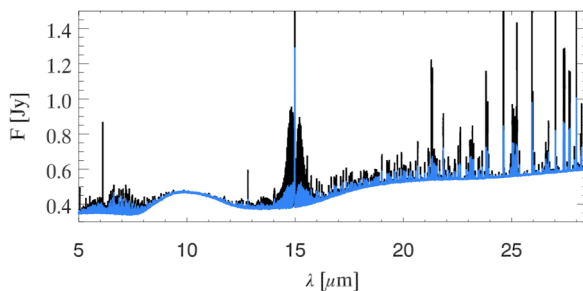


Fig. 5 Synthetic mid-IR spectrum for AA Tau based on the DIANA model⁶⁰ using a gas-to-dust ratio of 1000. The black line is the high-resolution synthetic model spectrum, and the blue one is convolved to $R = 3000$ with noise added (SNR = 300).

4.2 Slab model spectra and fitting procedure

The slab models outlined above provide total line fluxes in a certain wavelength range per molecule. For comparison with actual data, we need to convolve these fluxes with the appropriate spectral resolution of the instrument, in this case $R \sim 3000$ (JWST MIRI/MRS) using a very high spectral resolution wavelength grid. We then sample the spectra using the wavelength points of the observed spectra, thus reproducing the same oversampling as the instrument, and also facilitating the calculation of a formal (reduced) χ^2 in the fitting procedure.

Since the molecular emission of many molecules overlaps in the mid-IR spectra and the slab models can only deal with one molecule at a time, we define very restricted wavelength windows for the χ^2 -minimalization in which we can be sure that only the molecule under investigation contributes. Often these are regions around the strong Q-branches of the molecules. We use the pre-

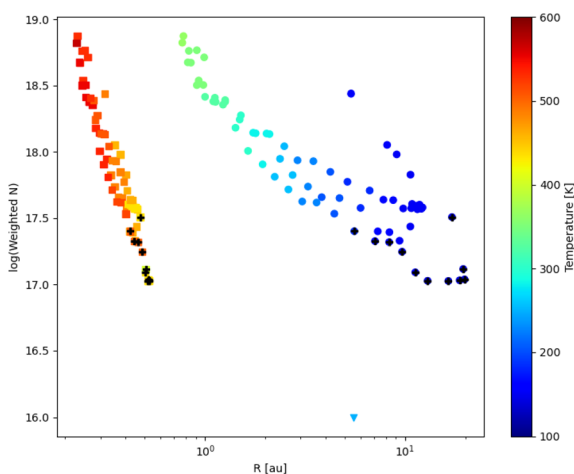


Fig. 6 Metadata (minimum, maximum gas temperatures, flux-weighted column densities, and inner/outer radius of the radial emitting region) for a representative sample of strong CO_2 lines extracted from the AA Tau thermochemical disk model. Black crosses indicate the strongest Q-branch lines. The triangle shows the retrieval result.

calculated grid of slab models (T, N) together with a range of emitting radii R_e and calculate the emergent slab model spectra F^{slab} . The goodness of each slab model for fitting the observations F^{obs} is evaluated using the χ^2 framework

$$\chi^2 = \frac{1}{n} \sum_{i=1, n} \frac{(F_i^{\text{obs}} - F_i^{\text{slab}})^2}{\sigma^2}. \quad (5)$$

Here we assume a constant flux error across all chosen wavelength windows σ .

4.3 Test against 2D thermochemical models

The above described slab models have been widely used in the analysis of mid-IR spectra. However, it is not clear how the quantities (T, N and R_e) retrieved relate to the actual properties of the gas in the disk surface. To make a start, we decided to apply the same retrieval technique on a synthetic spectrum generated using a 2D thermochemical disk model. For that purpose, we use the codes ProDiMo^{58,59} and FLiTs.¹⁰ We take a prominent source AA Tau, which has a 2D RT disk model fitted to its large multi-wavelength photometry from the DIANA project.^{60,61} We calculate the disk chemistry and gas heating/cooling self-consistently using a gas-to-dust ratio of 1000; this is required to ensure that line fluxes are of the same order as those observed by Spitzer.^{10,62} We use the selection of molecules and molecular data from ref. 10 even though that means using a slightly outdated HITRAN version (2009 instead of 2020). We produce synthetic mid-IR spectra from 5–28.5 μm at a nominal spectral resolution of 100 000 using FLiTs. The spectra are then subsequently convolved to the lower resolution of MIRI ($R = 3000$), oversampled by a factor of two and we add noise with a typical S/N ratio of 300 (Fig. 5). We produce these spectra using either all selected molecules simultaneously, or just a single molecule at a time. This is to ensure that we can approach the understanding by stepwise increasing the complexity. Also, the line separation within the ro-vibrational band of CO_2 is large enough so that opacity overlap of individual lines is negligible. In the following, we will show the first results using pure CO_2 spectra.

Fig. 6 shows the first results from analysing the emitting conditions in the AA Tau thermochemical model and comparing them to the results of the slab retrieval. We analyse here only the strongest CO_2 lines from the model, but ensure that we have a coverage of P-, Q- and R-branch lines. For this representative sample of lines, we estimate for each line its emitting region by using the 15 and 85% radial and vertical contributions to the total line flux. We delimit the region at the lower end by the local dust continuum optical depth 1. Over this emitting region, we extract certain metadata for comparison to the retrieval results: the minimum and maximum gas temperatures, flux-weighted column densities, the inner/outer radius of the radial emitting region, and mass-averaged densities of potential collision partners, such as electrons, H, and H_2 . It is interesting to note that the emitting region for the different individual CO_2 lines in the band span quite a range of radial emitting areas, with the strongest Q-branch lines originating the furthest out and thus also showing the lowest temperatures. It is important to note that the retrieval method is very biased towards the Q-branch when applying the χ^2 -fitting approach outlined above. Even more puzzling is that the column density found in the retrieval is an order of magnitude lower than what the thermochemical models show. This is

only a starting point and more in-depth work is underway, including the effects of opacity-overlap within molecular bands and also more elaborate fitting procedures/codes, such as CLICK.⁶³

The main warning to take away so far is to not use column density ratios from slab model retrieval to obtain abundances unless it is clear that the two molecules are co-spatial.

4.4 Degeneracies

The higher spectral resolution of JWST MIRI/MRS compared to Spitzer/IRS allows us to spectrally resolve the shape of the molecular Q-branches. This is a key element to break the degeneracies between column densities and temperatures in slab models. In several cases,^{40,64} the JWST data is now better fitted with a high optical depth (high column density) slab model. For optically thin emission, large degeneracies remain between the column density and the emitting area.

4.5 Need for additional molecular data

The disks around BDs are very rich in hydrocarbons. Only limited data is available here *via* the HITRAN and GEISA databases. We lack especially the ¹³C isotopologues of hydrocarbons, and the hot bands of several hydrocarbons (*e.g.*

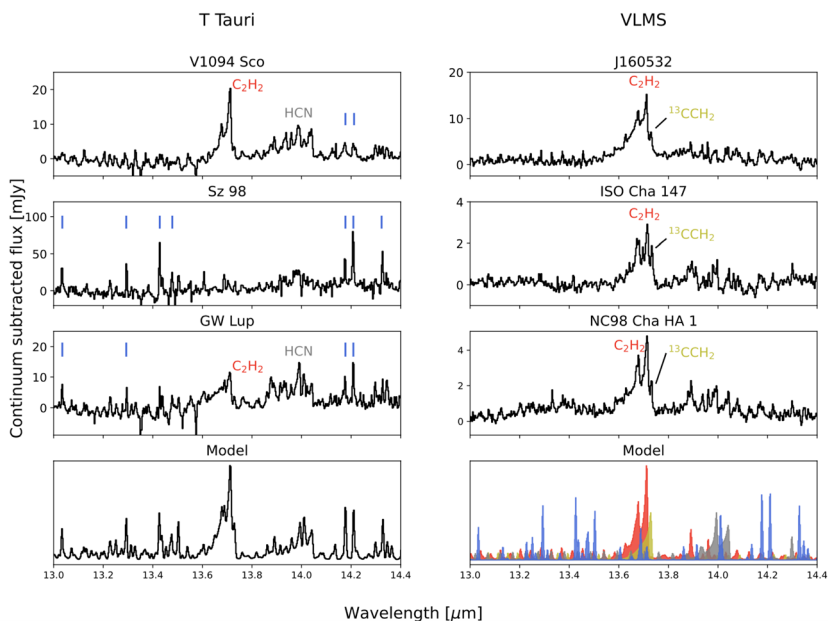


Fig. 7 Left: MIRI/MRS spectra of the T Tauri stars V1094 Sco, Sz 98 and GW Lup. Right: MIRI/MRS spectra of the VLMS and BDs J160532, ISO Cha 147 and NC98 Cha H α 1 (NC98 Cha HA1). The lowest panel on each side shows LTE slab models ($T = 500$ K, $N = 10^{16}$ cm⁻², arbitrary emitting area to match the observed spectra) of the main molecules detected in this wavelength range, C₂H₂ (red), ¹³CCH₂ (gold), HCN (grey) and water (blue – vertical tick marks). The lower left panel shows them co-added, while the lower right panel shows them individually with separate colors (see above).

benzene), but also more hydrocarbons in general. The GEISA database lacks the Einstein A coefficients, which are crucial for proper modelling of emission spectra from slabs/disks. We also need fits for partition functions as a function of T and P , covering the typical parameter space of inner disks ($T = 100\text{--}5000$ K, and $P = 10^{-6}\text{--}1$ mbar).

5 MINDS results

We focus here on two types of disks; those around T Tauri stars, and around very-low-mass stars (VLMS) or brown dwarfs (BDs). Their chemistry has already been found to be vastly different with Spitzer. The VLMS have higher $\text{C}_2\text{H}_2/\text{HCN}$ and $\text{HCN}/\text{H}_2\text{O}$ column density ratios than the T Tauri disks.^{34,35} Clearly, the higher spectral resolution and sensitivity of JWST MIRI/MRS allow us to study these differences in much more detail, hopefully unraveling the cause of this profound dichotomy.

5.1 Disks around T Tauri stars

We show here a selected wavelength range centered on the two molecules C_2H_2 and HCN, including also a few stronger water lines (13–14.3 μm). Fig. 7 (left panel) shows the diversity in relative feature strength among three of our T Tauri sources: V1094 Sco (K6, $d = 154$ pc, and $L_* = 1.15 L_\odot$ ⁶⁵), Sz 98 (K7, $d = 156.22$ pc, and $L_* = 1.53 L_\odot$ ⁶⁶), and GW Lup (M1.5, $d = 155$ pc, and $L_* = 0.33 L_\odot$ ^{67,68}).

GW Lup has been previously found to be a CO_2 -rich source¹⁷ and Grant *et al.*⁴⁰ recently reported the first detection of $^{13}\text{CO}_2$ and water in this source. The other two sources, Sz 98 and V1094 Sco, have only low-resolution Spitzer spectra taken and thus no previous molecule identifications in the mid-IR. Sz 98 is the strongest water source in this sample of three. Also, all three molecules, C_2H_2 , water and HCN, are clearly detected in V1094 Sco; however, the molecular flux ratio of C_2H_2 to HCN is higher than in GW Lup, and the water lines are weaker.

Thus, the MIRI/MRS spectra show a pronounced diversity in feature ratio between C_2H_2 and HCN, but also in the relative strength of the water-line fluxes (indicated in blue in Fig. 7). The slab models in the lowest left panel of Fig. 7 are co-added to illustrate the richness in substructure in the HCN ro-vibrational wavelength range; with the higher spectra resolution of MIRI/MRS *versus* Spitzer, we can clearly resolve the structure and see the individual contributions of C_2H_2 and water lines in there. The question whether the diversity seen in the three T Tauri spectra is related to disk physical structure (gas + dust gaps, flaring, heating, and radial transport), different dust properties (settling, sizes, and gaps), or some other process remains open and will be discussed in Section 6.

5.2 Disks around VLMS and brown dwarfs

Similar to the T Tauri stars, we show here also three disks around VLMS/BDs: 2MASS-J16053215-1933159 (J160532, M4.75, $d = 152$ pc, and $L_* = 0.04 L_\odot$ ^{37,69}), ISO Cha 147 (M5.75, $d = 200$ pc, and $L_* = 0.01 L_\odot$ ^{34,70,71}), and NC98 Cha H α 1 (M7.5, $d = 200$ pc, and $L_* = 0.015 L_\odot$ ^{71,72}).

From Fig. 7, we see that the VLMS/BD disks show structurally very strong C_2H_2 emission as already found from Spitzer spectra.^{34,37} However, with the higher spectral resolution of MIRI/MRS, we now also detect in all three disks the

isotopologue $^{13}\text{CCH}_2$.⁶⁴ This extra Q-branch on the red shoulder of the main isotopologue (see lowest right panel in Fig. 7, red and gold) is very pronounced in these disks compared to the T Tauri disks. Hence, they likely have much larger acetylene column densities or an unusually high isotope ratio $^{13}\text{C}/^{12}\text{C}$. In fact, the LTE slab model fitted to the MIRI spectrum of J160532 indicates an acetylene column density of $N = 3.2 \times 10^{20} \text{ cm}^{-2}$, making the emission highly optically thick and leading to a quasi-continuum.⁶⁴ Due to the overlap of these isotopologues, the slab model fitting should ideally be done for both simultaneously, and likely opacity overlap not only plays a role for within a molecule, but possibly also among isotopologues. More importantly, we are currently limited by the availability of molecular data for higher excited bands of the rare isotopologue.

In the disk around J160532, we also detected two new hydrocarbons, C_4H_2 and C_6H_6 ($N \sim 10^{17} \text{ cm}^{-2}$); there is also a tentative detection of CH_4 . The emitting radius (circular emitting area πR^2) of these hydrocarbon molecules is very small within ~ 0.07 au. If this were to correspond to the physical radius in the disk from which the molecules emit, it would lie within the snowline expected of a typical BD disk.⁸⁴

What is also striking is the absence of strong warm water emission in these observed disk spectra. The features at $14.2 \mu\text{m}$, which are clearly attributed to water in the T Tauri disks, originate from C_2H_2 in these objects (see lowest right panel in Fig. 7 for the overlap of those species).

6 Discussion

6.1 Diversity in T Tauri disks: observations *versus* models

The diversity in T Tauri disk spectra is very intriguing. Many individual parameter studies have been carried out earlier and we summarize here the key findings in the light of how they affect mid-IR spectra specifically.

The gas-to-dust mass ratio in the disk surface directly impacts the strength of the molecular emission lines.^{41,62} For disks with a nominal gas-to-dust mass ratio of 100, the dust continuum limits the molecular-line emitting region vertically; hence many disk models adopted a value of 1000 to match observed line fluxes (see also Fig. 5). The more the disk surface flares, the more radiation it intercepts and the warmer the gas becomes. This also boosts the strength of the molecular emission lines, radially extending the emitting area of mid-IR molecular lines.^{41,48} The dust properties in the inner-disk surface are strongly affected by settling, radial drift, and growth, all of which can lower the local dust opacity. Simple parameter studies in radiation thermochemical models have shown that molecular lines become stronger if the local dust opacity is lowered.⁴¹

Connecting the basic understanding from those studies to disk evolutionary processes is a next step. A simplified dust evolution following the two-population approach⁷³ naturally lowers the dust opacity in the inner disk and together with settling this produces high gas-to-dust mass ratios in the disk surface;⁷⁴ all of these effects lead to a strengthening of mid-IR spectra in the presence of dust evolution. Ice transport along with radially drifting dust grains is shown to be very efficient and strongly affects the mid-IR spectra.⁷⁵ Coupling dust growth (pebble formation), dynamics and chemistry leads to an increasing complexity in predicting inner-disk composition;^{13,76} the detailed composition will also depend on the presence of disk substructure (pressure bumps that keep icy pebbles from

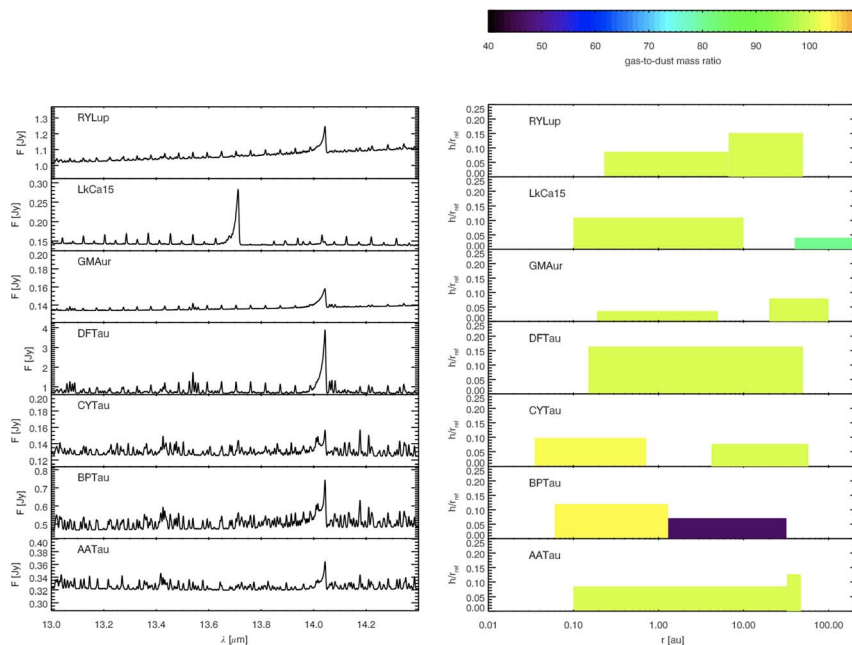


Fig. 8 (Left) Mid-infrared spectra predicted from a selected set of T Tauri DIANA disk models. (Right) Schematic structure for those selected DIANA models, showing the radial disk structure, the dimensionless scale height (scale height divided by the reference radius for the inner/outer zone, respectively) and the gas-to-dust mass ratio in color.

drifting⁷⁷), the cold-finger effect (freezing out of ices enhancing growth and settling rates^{62,78}), and details of ice condensation/diffusion/sublimation processes.^{79,80}

Apart from the above advances in our understanding of how dust opacity, chemistry and disk evolution are intertwined, there are also more intricate effects directly related to molecules and line radiative transfer. The self-shielding of molecules and/or mutual shielding is a key example of that. Recent work^{81–83} shows that this has a profound effect on the warm inner-disk chemistry since water self-shielding prevents the O from being unlocked as OH, inhibiting formation of CO₂. This affects the vertical location of the abundant warm reservoirs of water and CO₂ and hence also the relative strength of the CO₂-to-H₂O emission features.

Instead of parametrized standard disk models that are often used in building up understanding of the coupling of dynamics, physics, chemistry, and radiative transfer, we can also approach the interpretation from the perspective of observational diversity in disk structure. The DIANA project^{58–61} has determined the physical parameters of 14 disks using multi-wavelength observational data and a coherent radiation thermochemical disk-modeling approach including dust and gas. Fig. 8 shows mid-IR spectra computed for a subset of disk models from this project. We took the models and calculated mid-IR spectra using the same selection for the molecules as used in ref. 10. We show here only the results using the simplified escape probability treatment for the line fluxes. This sample covers spectral types K5 to M1, so a range similar to the presented observed three

sources. The fitting approach allowed the use of two zones that are either directly connected or separated by a gap (for details of the modeling approach and the fitting strategy, see ref. 58 and 60). We show here the same wavelength range as for the MIRI/MRS observations and also convolved the simulated spectra with a resolution of $R = 3000$. It is very intriguing to see that these models also cover a diversity of molecular feature ratios. Note, however, that these models were not tailored to fit any specific mid-IR line fluxes. The only point to be made is that the detailed inner-disk structure, *i.e.*, location of gaps, variation in scale height, and gas-to-dust mass ratio, affects the various molecular features in very different ways.

6.2 VLMS and brown-dwarf disks

The fact that these stars have much lower luminosity compared to their T Tauri counterparts is to some extent offset by the dust sublimation radius being closer to the star as well. So, to some extent, the disk surface should be self-similar in temperatures and chemistry, except that the warm region is spatially less extended and thus emitting areas should be much smaller compared to T Tauri disks.^{51,84} There seems to also be no indication that the turbulence works differently across this mass range.⁸⁵ Herschel observations found that the disks around BDs may have a lower disk-to-star mass fraction than T Tauris. Various studies also show that the dynamical processes occurring in disks around VLMS and BDs can be different from their more massive counterparts. For example, dust evolution has been shown to proceed much faster in these lower-mass objects.⁸⁶

The spectra of the disks around VLMS and BDs suggest that we are witnessing the carbon chemistry that proceeds in environments with a C/O ratio larger than one. The formation pathways for hydrocarbons in disks, especially C_2H_2 , have been recently revisited (Kanwar *et al.* submitted).⁴⁰ The surface reservoir of this molecule is driven by chemical pathways that require H, H_2 and C to be abundant. C unlocking occurs *via* UV or X-ray dissociation of CO. Then there are neutral-neutral and ion-molecule pathways to drive the formation of C_2H_2 . A high C/O ratio should allow for a much more radially and vertically extended hydrocarbon reservoir. The impact of this element ratio has been explored only for typical T Tauri disks^{10,37,42,49} and shown to affect water, CO_2 , HCN and C_2H_2 fluxes; the latter two increasing as C/O is pushed to values larger than 1. HCN increases gradually with an increasing C/O ratio, while C_2H_2 remains constant and starts increasing for $C/O > 1$.

The extremely high column densities of C_2H_2 observed in J160532 could be directly linked to the absence of silicate features in that disk.⁶⁴ If the absence of a clear silicate emission feature is due to the average grain size in the line-emitting region being larger than a few μm , then this implies a low opacity, and hence allows us to 'see' deep into the disk, and probe the full gas column almost down to the midplane. This difference in dust content in disks around VLMS and BDs could be linked to the faster dust radial migration discussed above.

6.3 Retrieval strategies

The limitations of using 0D slab models for retrieval are quite clear: single molecule, constant temperature, and density. From radiation thermochemical disk models, we know that the molecular line-emitting regions have radial and vertical density and temperature gradients. Also, the different molecules are not

necessarily co-spatial. Hence, an approach that allows for a radial temperature gradient like CLICK⁶³ is already a large improvement. The strong C₂H₂ band in the BD J160532 that requires a combination of optically thick and thin slab models to fit could indicate that we are in fact seeing that the emission is not confined to a narrow region in the disk (as assumed in a 0D slab model).

Even if sticking with 0D slab models, instead of a sequential fitting from the molecules with strongest flux contribution down to the ones with least flux contribution, simultaneous fitting of all molecules within an Markov Chain Monte Carlo (MCMC) approach should be developed. The largest issue with slab models pertaining to single molecules could be opacity overlap for isotopologues.

A full radiation thermochemical disk modeling is beyond reach for retrieval.⁶⁰ However, disk models fitted to a large range of observables of individual sources provide a great laboratory to enable deeper physical understanding and context, even to the 0D slab model results.

7 Outlook

JWST MIRI/MRS has tremendous potential to revolutionize our understanding of the chemistry in the inner 10 au of planet-forming disks. From the results shown above, we are left with some key questions: is the dichotomy between T Tauri and BD disk chemical composition a real dichotomy or is there a continuous spectrum? If there is a dichotomy, where is the break in SpType? What causes the difference in chemistry? Why would the C/O ratio be different in disks around VLMS and brown dwarfs? Are the hydrocarbons that we detect in disks around VLMS and BDs efficiently formed (combustion chemistry) from the bottom up, or do we witness the breaking down of large PAHs/carbonaceous dust?

We urgently need complete molecular data (including Einstein A coefficients and hot bands) for hydrocarbons, but also isotopologues.

Author contributions

Investigation: Arabhavi, Argyriou, Bettoni, Christiaens, Gasman, Grant, Guadarrama, Jang, Kanwar, Morales-Calderon, Pawellek, Perotti, Rodgers-Lee, Samland, Schreiber, Scheithauer, Schwarz, Tabone, Temmink and Vlasblom; funding acquisition: Henning, Kamp, van Dishoeck and Güdel; supervision: Abergel, Barrado, Bouwman, Boccaletti, Caratti o Caratti, van Dishoeck, Geers, Glauser, Güdel, Henning, Lagage, Lahuis, Müller, Nehmé, Olofsson, Pantin, Ray, Vandenbussche, Waelkens, Waters and Wright; software: Arabhavi, Grant, Kamp, Schwarz, Tabone and Waters; writing – original draft: Kamp, and Christiaens; writing – review & editing: Henning and all authors.

Conflicts of interest

There are no conflicts to declare.

Acknowledgements

The following National and International Funding Agencies funded and supported the MIRI development: NASA; ESA; the Belgian Science Policy Office

(BELSPO); Centre Nationale d'Etudes Spatiales (CNES); the Danish National Space Centre; Deutsches Zentrum für Luft- und Raumfahrt (DLR); Enterprise Ireland; Ministerio De Economía y Competitividad; the Netherlands Research School for Astronomy (NOVA); the Netherlands Organisation for Scientific Research (NWO); the Science and Technology Facilities Council; the Swiss Space Office; the Swedish National Space Agency; and the UK Space Agency. I. K. acknowledges support from the H2020-MSCA-ITN-2019 grant no. 860470 (CHAMELEON). I. K., A. M. A., and E. v. D. acknowledge support from grant TOP-1614.001.751 from the Dutch Research Council (NWO). I. K. and J. K. acknowledge funding from H2020-MSCA-ITN-2019, grant no. 860470 (CHAMELEON). A. C. G. has been supported by PRIN-INAF MAIN-STREAM 2017 "Protoplanetary disks seen through the eyes of new-generation instruments" and from PRIN-INAF 2019 "Spectroscopically tracing the disk dispersal evolution (STRADE)". G. B. thanks the Deutsche Forschungsgemeinschaft (DFG) – grant 138 325594231, FOR 2634/2. E. v. D. acknowledges support from the ERC grant 101019751 MOLDISK and the Danish National Research Foundation through the Center of Excellence "InterCat" (DNRF150). D. G. would like to thank the Research Foundation Flanders for co-financing the present research (grant number V435622N). T. H. and K. S. acknowledge support from the European Research Council under the Horizon 2020 Framework Program *via* the ERC Advanced Grant Origins 832428. B. T. is a Laureate of the Paris Region fellowship program, which is supported by the Ile-de-France Region and has received funding under the Horizon 2020 innovation framework program and Marie Skłodowska-Curie grant agreement No. 945298. O. A. and V. C. acknowledge funding from the Belgian F. R. S.-FNRS. I. A. and D. G. thank the European Space Agency (ESA) and the Belgian Federal Science Policy Office (BELSPO) for their support in the framework of the PRODEX Programme. T. P. R. acknowledges support from ERC grant 743029 EASY. D. R. L. acknowledges support from Science Foundation Ireland (grant number 21/PATH-S/9339). D. B. and M. M. C. have been funded by Spanish MCIN/AEI/10.13039/501100011033 grants PID2019-107061GB-C61 and no. MDM-2017-0737.

Notes and references

- 1 C. Mordasini, R. van Boekel, P. Mollière, T. Henning and B. Benneke, The Imprint of Exoplanet Formation History on Observable Present-day Spectra of Hot Jupiters, *Astrophys. J.*, 2016, **832**, 41.
- 2 A. J. Cridland, E. F. van Dishoeck, M. Alessi and R. E. Pudritz, Connecting planet formation and astrochemistry. C/Os and N/Os of warm giant planets and Jupiter analogues, *Astron. Astrophys.*, 2020, **642**, A229.
- 3 A. D. Schneider and B. Bitsch, How drifting and evaporating pebbles shape giant planets. I. Heavy element content and atmospheric C/O, *Astron. Astrophys.*, 2021, **654**, A71.
- 4 P. Mollière, T. Molyarova, B. Bitsch, T. Henning, A. Schneider, L. Kreidberg, C. Eistrup, R. Burn, E. Nasedkin, D. Semenov, C. Mordasini, M. Schlecker, K. R. Schwarz, S. Lacour, M. Nowak and M. Schulik, Interpreting the Atmospheric Composition of Exoplanets: Sensitivity to Planet Formation Assumptions, *Astrophys. J.*, 2022, **934**, 74.

- 5 D. M. Jorge, I. E. E. Kamp, L. B. F. M. Waters, P. Woitke and R. J. Spaargaren, Forming Planets Around Stars With Non-Solar Elemental Composition, *Astron. Astrophys.*, 2022, **660**, A85.
- 6 A. Izidoro, K. de Souza Torres, O. C. Winter and N. Haghighipour, A Compound Model for the Origin of Earth's Water, *Astrophys. J.*, 2013, **767**, 54.
- 7 F. J. Ciesla, G. D. Mulders, I. Pascucci and D. Apai, Volatile Delivery to Planets from Water-rich Planetesimals around Low Mass Stars, *Astrophys. J.*, 2015, **804**, 9.
- 8 E. A. Bergin, Y. Aikawa, G. A. Blake and E. F. van Dishoeck, The Chemical Evolution of Protoplanetary Disks, in *Protostars and Planets V*, 2007, pp. 751–766.
- 9 T. Henning and D. Semenov, Chemistry in Protoplanetary Disks, *Chem. Rev.*, 2013, **113**, 9016–9042.
- 10 P. Woitke, M. Min, W.-F. Thi, C. Roberts, A. Carmona, I. Kamp, F. Ménard and C. Pinte, Modelling mid-infrared molecular emission lines from T Tauri stars, *Astron. Astrophys.*, 2018, **618**, A57.
- 11 T. Birnstiel, M. Fang and A. Johansen, Dust Evolution and the Formation of Planetesimals, *Space Sci. Rev.*, 2016, **205**, 41–75.
- 12 S. M. Andrews, Observations of Protoplanetary Disk Structures, *Annu. Rev. Astron. Astrophys.*, 2020, **58**, 483–528.
- 13 S. Krijt, A. D. Bosman, K. Zhang, K. R. Schwarz, F. J. Ciesla and E. A. Bergin, CO Depletion in Protoplanetary Disks: A Unified Picture Combining Physical Sequestration and Chemical Processing, *Astrophys. J.*, 2020, **899**, 134.
- 14 C. Espaillat, J. Muzerolle, J. Najita, S. Andrews, Z. Zhu, N. Calvet, S. Kraus, J. Hashimoto, A. Kraus and P. D'Alessio, *Protostars and Planets VI*, 2014, p. 497.
- 15 D. Semenov and D. Wiebe, Chemical Evolution of Turbulent Protoplanetary Disks and the Solar Nebula, *ApJS*, 2011, **196**, 25.
- 16 J. S. Carr and J. R. Najita, Organic Molecules and Water in the Planet Formation Region of Young Circumstellar Disks, *Science*, 2008, **319**, 1504.
- 17 K. M. Pontoppidan, C. Salyk, G. A. Blake, R. Meijerink, J. S. Carr and J. Najita, A Spitzer Survey of Mid-infrared Molecular Emission from Protoplanetary Disks. I. Detection Rates, *Astrophys. J.*, 2010, **720**, 887–903.
- 18 C. Salyk, K. M. Pontoppidan, G. A. Blake, J. R. Najita and J. S. Carr, A Spitzer Survey of Mid-infrared Molecular Emission from Protoplanetary Disks. II. Correlations and Local Thermal Equilibrium Models, *Astrophys. J.*, 2011, **731**, 130.
- 19 J. R. Najita, J. S. Carr, K. M. Pontoppidan, C. Salyk, E. F. van Dishoeck and G. A. Blake, The HCN-Water Ratio in the Planet Formation Region of Disks, *Astrophys. J.*, 2013, **766**, 134.
- 20 G. H. Rieke, M. E. Ressler, J. E. Morrison, L. Bergeron, P. Bouchet, M. García-Marín, T. P. Greene, M. W. Regan, K. G. Sukhatme and H. Walker, The Mid-Infrared Instrument for the James Webb Space Telescope, VII: The MIRI Detectors, *Publ. Astron. Soc. Pac.*, 2015, **127**, 665.
- 21 G. S. Wright, D. Wright, G. B. Goodson, G. H. Rieke, G. Aitink-Kroes, J. Amiaux, A. Aricha-Yanguas, R. Azzollini, K. Banks, D. Barrado-Navascues, T. Belenguier-Davila, J. A. D. L. Bloemmart, P. Bouchet, B. R. Brandl, L. Colina, Ö. Detre, E. Diaz-Catala, P. Eccleston, S. D. Friedman, M. García-Marín, M. Güdel, A. Glasse, A. M. Glauser, T. P. Greene, U. Groezinger, T. Grundy, P. Hastings, T. Henning, R. Hofferbert, F. Hunter, N. C. Jessen,

- K. Justtanont, A. R. Karnik, M. A. Khorrami, O. Krause, A. Labiano, P. O. Lagage, U. Langer, D. Lemke, T. Lim, J. Lorenzo-Alvarez, E. Mazy, N. McGowan, M. E. Meixner, N. Morris, J. E. Morrison, F. Müller, H. U. N. rgaard-Nielson, G. Olofsson, B. O'Sullivan, J. W. Pel, K. Penanen, M. B. Petach, J. P. Pye, T. P. Ray, E. Renotte, I. Renouf, M. E. Ressler, P. Samara-Ratna, S. Scheithauer, A. Schneider, B. Shaughnessy, T. Stevenson, K. Sukhatme, B. Swinyard, J. Sykes, J. Thatcher, T. Tikkanen, E. F. van Dishoeck, C. Waelkens, H. Walker, M. Wells and A. Zhender, The Mid-Infrared Instrument for the James Webb Space TelescopeII: Design and Build, *Publ. Astron. Soc. Pac.*, 2015, **127**, 595.
- 22 C. Alves de Oliveira, E. Moraux, J. Bouvier, G. Duchêne, H. Bouy, T. Maschberger and P. Hudelot, Spectroscopy of brown dwarf candidates in IC 348 and the determination of its substellar IMF down to planetary masses, *Astron. Astrophys.*, 2013, **549**, A123.
- 23 S.-Y. Tang, W.-P. Chen, P.-S. Chiang, J. Jose, G. J. Herczeg and B. Goldman, Characterization of Stellar and Substellar Members in the Coma Berenices Star Cluster, *Astrophys. J.*, 2018, **862**(2), 106.
- 24 K. L. Luhman, The Formation and Early Evolution of Low-Mass Stars and Brown Dwarfs, *Annu. Rev. Astron. Astrophys.*, 2012, **50**, 65–106.
- 25 M. Keppler, M. Benisty, A. Müller, T. Henning, R. van Boekel, F. Cantalloube, C. Ginski, R. G. van Holstein, A. L. Maire, A. Pohl, M. Samland, H. Avenhaus, J. L. Baudino, A. Boccaletti, J. de Boer, M. Bonnefoy, G. Chauvin, S. Desidera, M. Langlois, C. Lazzoni, G. D. Marleau, C. Mordasini, N. Pawellek, T. Stolker, A. Vigan, A. Zurlo, T. Birnstiel, W. Brandner, M. Feldt, M. Flock, J. Girard, R. Gratton, J. Hagelberg, A. Isella, M. Janson, A. Juhasz, J. Kemmer, Q. Kral, A. M. Lagrange, R. Launhardt, A. Matter, F. Ménard, J. Milli, P. Mollière, J. Olofsson, L. Pérez, P. Pinilla, C. Pinte, S. P. Quanz, T. Schmidt, S. Udry, Z. Wahhaj, J. P. Williams, E. Buenzli, M. Cudel, C. Dominik, R. Galicher, M. Kasper, J. Lannier, D. Mesa, D. Mouillet, S. Peretti, C. Perrot, G. Salter, E. Sissa, F. Wildi, L. Abe, J. Antichi, J. C. Augereau, A. Baruffolo, P. Baudoz, A. Bazzon, J. L. Beuzit, P. Blanchard, S. S. Brems, T. Buey, V. De Caprio, M. Carbillet, M. Carle, E. Cascone, A. Cheetham, R. Claudi, A. Costille, A. Delboulbé, K. Dohlen, D. Fantinel, P. Feautrier, T. Fusco, E. Giro, L. Gluck, C. Gry, N. Hubin, E. Hugot, M. Jaquet, D. Le Mignant, M. Llored, F. Madec, Y. Magnard, P. Martinez, D. Maurel, M. Meyer, O. Möller-Nilsson, T. Moulin, L. Mugnier, A. Origné, A. Pavlov, D. Perret, C. Petit, J. Pragt, P. Puget, P. Rabou, J. Ramos, F. Rigal, S. Rochat, R. Roelfsema, G. Rousset, A. Roux, B. Salasnich, J. F. Sauvage, A. Sevin, C. Soenke, E. Stadler, M. Suarez, M. Turatto and L. Weber, Discovery of a planetary-mass companion within the gap of the transition disk around PDS 70, *Astron. Astrophys.*, 2018, **617**, A44.
- 26 S. Y. Haffert, A. J. Bohn, J. de Boer, I. A. G. Snellen, J. Brinchmann, J. H. Girard, C. U. Keller and R. Bacon, Two accreting protoplanets around the young star PDS 70, *Nat. Astron.*, 2019, **3**, 749–754.
- 27 A. D. Bosman, S. Bruderer and E. F. van Dishoeck, CO₂ infrared emission as a diagnostic of planet-forming regions of disks, *Astron. Astrophys.*, 2017, **601**, A36.
- 28 A. Vallenari, A. G. A. Brown, T. Prusti, J. H. J. de Bruijne, F. Arenou, C. Babusiaux, M. Biermann, O. L. Creevey, C. Ducourant, D. W. Evans,

L. Eyer, R. Guerra, A. Hutton, C. Jordi, S. A. Klioner, U. L. Lammers, L. Lindegren, X. Luri, F. Mignard, C. Panem, D. Pourbaix, S. Randich, P. Sartoretti, C. Soubiran, P. Tanga, N. A. Walton, C. A. L. Bailer-Jones, U. Bastian, R. Drimmel, F. Jansen, D. Katz, M. G. Lattanzi, F. van Leeuwen, J. Bakker, C. Cacciari, J. Castañeda, F. De Angeli, C. Fabricius, M. Foesneau, Y. Frémat, L. Galluccio, A. Guerrier, U. Heiter, E. Masana, R. Messineo, N. Mowlavi, C. Nicolas, K. Nienartowicz, F. Pailler, P. Panuzzo, F. Riclet, W. Roux, G. M. Seabroke, R. Sordoórcit, F. Thévenin, G. Gracia-Abril, J. Portell, D. Teyssier, M. Altmann, R. Andrae, M. Audard, I. Bellas-Velidis, K. Benson, J. Berthier, R. Blomme, P. W. Burgess, D. Busonero, G. Busso, H. Cánovas, B. Carry, A. Cellino, N. Cheek, G. Clementini, Y. Damerdj, M. Davidson, P. de Teodoro, M. Nuñez Campos, L. Delchambre, A. Dell'Oro, P. Esquej, J. Fernández-Hernández, E. Fraile, D. Garabato, P. García-Lario, E. Gosset, R. Haignon, J. L. Halbwachs, N. C. Hambly, D. L. Harrison, J. Hernández, D. Hestroffer, S. T. Hodgkin, B. Holl, K. Janßen, G. Jevardat de Fombelle, S. Jordan, A. Krone-Martins, A. C. Lanzafame, W. Löffler, O. Marchal, P. M. Marrese, A. Moitinho, K. Muinonen, P. Osborne, E. Pancino, T. Pauwels, A. Recio-Blanco, C. Reylé, M. Riello, L. Rimoldini, T. Roegiers, J. Rybizki, L. M. Sarro, C. Siopis, M. Smith, A. Sozzetti, E. Utrilla, M. van Leeuwen, U. Abbas, P. Abraham, A. Abreu Aramburu, C. Aerts, J. J. Aguado, M. Ajaj, F. Aldea-Montero, G. Altavilla, M. A. Álvarez, J. Alves, F. Anders, R. I. Anderson, E. Anglada Varela, T. Antoja, D. Baines, S. G. Baker, L. Balaguer-Núñez, E. Balbinot, Z. Balog, C. Barache, D. Barbato, M. Barros, M. A. Barstow, S. Bartolomé, J. L. Bassilana, N. Bauchet, U. Becciani, M. Bellazzini, A. Berihuete, M. Bernet, S. Bertone, L. Bianchi, A. Binnenfeld, S. Blanco-Cuaresma, A. Blazere, T. Boch, A. Bombrun, D. Bossini, S. Bouquillon, A. Bragaglia, L. Bramante, E. Breedt, A. Bressan, N. Brouillet, E. Brugaletta, B. Bucciarelli, A. Burlacu, A. G. Butkevich, R. Buzzi, E. Caffau, R. Cancelliere, T. Cantat-Gaudin, R. Carballo, T. Carlucci, M. I. Carnerero, J. M. Carrasco, L. Casamiquela, M. Castellani, A. Castro-Ginard, L. Chaoul, P. Charlot, L. Chemin, V. Chiaramida, A. Chiavassa, N. Chornay, G. Comoretto, G. Contursi, W. J. Cooper, T. Cornez, S. Cowell, F. Crifo, M. Cropper, M. Crosta, C. Crowley, C. Dafonte, A. Dapergolas, M. David, P. David, P. de Laverny, F. De Luise, R. De March, J. De Ridder, R. de Souza, A. de Torres, E. F. del Peloso, E. del Pozo, M. Delbo, A. Delgado, J. B. Delisle, C. Demouchy, T. E. Dharmawardena, P. Di Matteo, S. Diakite, C. Diener, E. Distefano, C. Dolding, B. Edvardsson, H. Enke, C. Fabre, M. Fabrizio, S. Faigler, G. Fedorets, P. Fernique, A. Fienga, F. Figueras, Y. Fournier, C. Fouron, F. Fragkoudi, M. Gai, A. Garcia-Gutierrez, M. Garcia-Reinaldos, M. García-Torres, A. Garofalo, A. Gavel, P. Gavras, E. Gerlach, R. Geyer, P. Giacobbe, G. Gilmore, S. Girona, G. Giuffrida, R. Gomel, A. Gomez, J. González-Núñez, I. González-Santamaría, J. J. González-Vidal, M. Granvik, P. Guillout, J. Guiraud, R. Gutiérrez-Sánchez, L. P. Guy, D. Hatzidimitriou, M. Hauser, M. Haywood, A. Helmer, A. Helmi, M. H. Sarmiento, S. L. Hidalgo, T. Hilger, N. Hładczuk, D. Hobbs, G. Holland, H. E. Huckle, K. Jardine, G. Jasniewicz, A. Jean-Antoine Piccolo, Ó. Jiménez-Arranz, A. Jorissen, J. Juaristi Campillo, F. Julbe, L. Karbevská, P. Kervella, S. Khanna, M. Kontizas, G. Kordopatis, A. J. Korn, Á. Kóspál, Z. Kostrzewa

- Rutkowska, K. Kruszyńska, M. Kun, P. Laizeau, S. Lambert, A. F. Lanza, Y. Lasne, J. F. Le Champion, Y. Lebreton, T. Lebzelter, S. Leccia, N. Leclerc, I. Lecoeur-Taibi, S. Liao, E. L. Licata, H. E. P. Lindstrøm, T. A. Lister, E. Livanou, A. Lobel, A. Lorca, C. Loup, P. Madrero Pardo, A. Magdaleno Romeo, S. Managau, R. G. Mann, M. Manteiga, J. M. Marchant, M. Marconi, J. Marcos, M. M. S. Marcos Santos, D. Marín Pina, S. Marinoni, F. Marocco, D. J. Marshall, L. M. Polo, J. M. Martín-Fleitas, G. Marton, N. Mary, A. Masip, D. Massari, A. Mastrobuono-Battisti, T. Mazeh, P. J. McMillan, S. Messina, D. Michalik, N. R. Millar, A. Mints, D. Molina, R. Molinaro, L. Molnár, G. Monari, M. Monguió, P. Montegriffo, A. Montero, R. Mor, A. Mora, R. Morbidelli, T. Morel, D. Morris, T. Muraveva, C. P. Murphy, I. Musella, Z. Nagy, L. Noval, F. Ocaña, A. Ogden, C. Ordenovic, J. O. Osinde, C. Pagani, I. Pagano, L. Palaversa, P. A. Palicio, L. Pallas-Quintela, A. Panahi, S. Payne-Wardenaar, X. Peñalosa Esteller, A. Penttilä, B. Pichon, A. M. Piersimoni, F. X. Pineau, E. Plachy, G. Plum, E. Poggio, A. Prša, L. Pulone, E. Racero, S. Ragaini, M. Rainer, C. M. Raiteri, N. Rambaux, P. Ramos, M. Ramos-Lerate, P. Re Fiorentin, S. Regibo, P. J. Richards, C. Rios Diaz, V. Ripepi, A. Riva, H. W. Rix, G. Rixon, N. Robichon, A. C. Robin, C. Robin, M. Roelens, H. R. O. Rogues, L. Rohrbasser, M. Romero-Gómez, N. Rowell, F. Royer, D. Ruz Mieres, K. A. Rybicki, G. Sadowski, A. Sáez Núñez, A. Sagristà Sellés, J. Sahlmann, E. Salguero, N. Samaras, V. Sanchez Gimenez, N. Sanna, R. Santoveña, M. Sarasso, M. Schultheis, E. Sciacca, M. Segol, J. C. Segovia, D. Ségransan, D. Semeux, S. Shahaf, H. I. Siddiqui, A. Siebert, L. Siltala, A. Silvelo, E. Slezak, I. Slezak, R. L. Smart, O. N. Snaith, E. Solano, F. Solitro, D. Souami, J. Souchay, A. Spagna, L. Spina, F. Spoto, I. A. Steele, H. Steidelmüller, C. A. Stephenson, M. Süveges, J. Surdej, L. Szabados, E. Szegedi-Elek, F. Taris, M. B. Taylo, R. Teixeira, L. Tolomei, N. Tonello, F. Torra, J. Torra, G. Torralba Elipe, M. Trabucchi, A. T. Tsounis, C. Turon, A. Ulla, N. Unger, M. V. Vaillant, E. van Dillen, W. van Reeve, O. Vanel, A. Vecchiato, Y. Viala, D. Vicente, S. Voutsinas, M. Weiler, T. Wevers, L. Wyrzykowski, A. Yoldas, P. Yvard, H. Zhao, J. Zorec, S. Zucker and T. Zwitter, Gaia Data Release 3: Summary of the content and survey properties, *arXiv* e-prints, 2022, arXiv:2208.00211v1 [astro-ph.GA].
- 29 C. A. Gomez Gonzalez, O. Wertz, O. Absil, V. Christiaens, D. Defrère, D. Mawet, J. Milli, P.-A. Absil, M. Van Droogenbroeck, F. Cantalloube, P. M. Hinz, A. J. Skemer, M. Karlsson and J. Surdej, VIP: Vortex Image Processing Package for High-contrast Direct Imaging, *Astron. J.*, 2017, **154**, 7.
- 30 S. D. Brittain, J. R. Najita and J. S. Carr, Tracing the Inner Edge of the Disk Around HD 100546 with Rovibrational CO Emission Lines, *Astrophys. J.*, 2009, **702**, 85–99.
- 31 A. Banzatti, K. M. Pontoppidan, C. Salyk, G. J. Herczeg, E. F. van Dishoeck and G. A. Blake, The Depletion of Water During Dispersal of Planet-forming Disk Regions, *Astrophys. J.*, 2017, **834**, 152.
- 32 J. Olofsson, J. C. Augereau, E. F. van Dishoeck, B. Merín, F. Lahuis, J. Kessler-Silacci, C. P. Dullemond, I. Oliveira, G. A. Blake, A. C. A. Boogert, J. M. Brown, I. Evans, N. J. V. Geers, C. Knez, J. L. Monin and K. Pontoppidan, C2D Spitzer-IRS spectra of disks around T Tauri stars. IV. Crystalline silicates, *Astron. Astrophys.*, 2009, **507**, 327–345.

- 33 F. Anthonioz, F. Ménard, C. Pinte, J. B. Le Bouquin, M. Benisty, W. F. Thi, O. Absil, G. Duchêne, J. C. Augereau, J. P. Berger, S. Casassus, G. Duvert, B. Lazareff, F. Malbet, R. Millan-Gabet, M. R. Schreiber, W. Traub and G. Zins, The VLTI/PIONIER near-infrared interferometric survey of southern T Tauri stars. I. First results, *Astron. Astrophys.*, 2015, **574**, A41.
- 34 I. Pascucci, D. Apai, K. Luhman, T. Henning, J. Bouwman, M. R. Meyer, F. Lahuis and A. Natta, The Different Evolution of Gas and Dust in Disks around Sun-Like and Cool Stars, *Astrophys. J.*, 2009, **696**, 143–159.
- 35 J. S. Carr and J. R. Najita, Organic Molecules and Water in the Inner Disks of T Tauri Stars, *Astrophys. J.*, 2011, **733**, 102.
- 36 C. Salyk, G. A. Blake, A. C. A. Boogert and J. M. Brown, CO Rovibrational Emission as a Probe of Inner Disk Structure, *Astrophys. J.*, 2011, **743**, 112.
- 37 I. Pascucci, G. Herczeg, J. S. Carr and S. Bruderer, The Atomic and Molecular Content of Disks around Very Low-mass Stars and Brown Dwarfs, *Astrophys. J.*, 2013, **779**, 178.
- 38 J. Olofsson, J. C. Augereau, E. F. van Dishoeck, B. Merín, N. Grosso, F. Ménard, G. A. Blake and J. L. Monin, C2D Spitzer-IRS spectra of disks around T Tauri stars. V. Spectral decomposition, *Astron. Astrophys.*, 2010, **520**, A39.
- 39 A. Banzatti, I. Pascucci, A. D. Bosman, P. Pinilla, C. Salyk, G. J. Herczeg, K. M. Pontoppidan, I. Vazquez, A. Watkins, S. Krijt, N. Hendler and F. Long, Hints for Icy Pebble Migration Feeding an Oxygen-rich Chemistry in the Inner Planet-forming Region of Disks, *Astrophys. J.*, 2020, **903**, 124.
- 40 S. L. Grant, E. F. van Dishoeck, B. Tabone, D. Gasman, T. Henning, I. Kamp, M. Güdel, P.-O. Lagage, G. Bettoni, G. Perotti, V. Christiaens, M. Samland, A. M. Arabhavi, I. Argyriou, A. Abergel, O. Absil, D. Barrado, A. Boccaletti, J. Bouwman, A. C. o. Garatti, V. Geers, A. M. Glauser, R. Guadarrama, H. Jang, J. Kanwar, F. Lahuis, M. Morales-Calderón, M. Mueller, C. Nehmé, G. Olofsson, E. Pantin, N. Pawellek, T. P. Ray, D. Rodgers-Lee, S. Scheithauer, J. Schreiber, K. Schwarz, M. Temmink, B. Vandenbussche, M. Vlasblom, L. B. F. M. Waters, G. Wright, L. Colina, T. R. Greve, K. Justannont and G. Östlin, MINDS. The detection of $^{13}\text{CO}_2$ with JWST-MIRI indicates abundant CO_2 in a protoplanetary disk, *arXiv e-prints*, 2022, arXiv:2212.08047 [astro-ph.SR].
- 41 S. Antonellini, I. Kamp, P. Riviere-Marichalar, R. Meijerink, P. Woitke, W.-F. Thi, M. Spaans, G. Aresu and G. Lee, Understanding the water emission in the mid- and far-IR from protoplanetary disks around T Tauri stars, *Astron. Astrophys.*, 2015, **582**, A105.
- 42 D. E. Anderson, G. A. Blake, L. I. Cleeves, E. A. Bergin, K. Zhang, K. R. Schwarz, C. Salyk and A. D. Bosman, Observing Carbon and Oxygen Carriers in Protoplanetary Disks at Mid-infrared Wavelengths, *Astrophys. J.*, 2021, **909**, 55.
- 43 S. Antonellini, I. Kamp and L. B. F. M. Waters, Mid-infrared blends and continuum signatures of dust drift and accretion in protoplanetary disks, *Astron. Astrophys.*, 2023, **672**, A92.
- 44 B. Tabone, M. C. van Hemert, E. F. van Dishoeck and J. H. Black, OH mid-infrared emission as a diagnostic of H_2O UV photodissociation. I. Model and application to the HH 211 shock, *Astron. Astrophys.*, 2021, **650**, A192.
- 45 W. F. Thi, I. Kamp, P. Woitke, G. van der Plas, R. Bertelsen and L. Wiesenfeld, Radiation thermo-chemical models of protoplanetary discs. IV. Modelling CO

- ro-vibrational emission from Herbig Ae discs, *Astron. Astrophys.*, 2013, **551**, A49.
- 46 S. Bruderer, D. Harsono and E. F. van Dishoeck, Ro-vibrational excitation of an organic molecule (HCN) in protoplanetary disks, *Astron. Astrophys.*, 2015, **575**, A94.
- 47 K. Willacy and P. M. Woods, Deuterium Chemistry in Protoplanetary Disks. II. The Inner 30 AU, *Astrophys. J.*, 2009, **703**, 479–499.
- 48 A. J. Greenwood, I. Kamp, L. B. F. M. Waters, P. Woitke and W. F. Thi, The infrared line-emitting regions of T Tauri protoplanetary disks, *Astron. Astrophys.*, 2019, **631**, A81.
- 49 J. R. Najita, M. Ádámkóvics and A. E. Glassgold, Formation of Organic Molecules and Water in Warm Disk Atmospheres, *Astrophys. J.*, 2011, **743**, 147.
- 50 M. Agúndez, J. Cernicharo and J. R. Goicoechea, Formation of simple organic molecules in inner T Tauri disks, *Astron. Astrophys.*, 2008, **483**, 831–837.
- 51 C. Walsh, H. Nomura and E. van Dishoeck, The molecular composition of the planet-forming regions of protoplanetary disks across the luminosity regime, *Astron. Astrophys.*, 2015, **582**, A88.
- 52 P. Woitke, I. Kamp and W.-F. Thi, Radiation thermo-chemical models of protoplanetary disks. I. Hydrostatic disk structure and inner rim, *Astron. Astrophys.*, 2009, **501**, 383–406.
- 53 H. Störzner and D. Hollenbach, Optical Line Emission from Photodissociation Regions, *Astrophys. J.*, 2000, **539**, 751–759.
- 54 F. L. Schöier, F. F. S. van der Tak, E. F. van Dishoeck and J. H. Black, An atomic and molecular database for analysis of submillimetre line observations, *Astron. Astrophys.*, 2005, **432**, 369–379.
- 55 F. F. S. van der Tak, F. Lique, A. Faure, J. H. Black and E. F. van Dishoeck, The Leiden Atomic and Molecular Database (LAMDA): Current Status, Recent Updates, and Future Plans, *Atoms*, 2020, **8**, 15.
- 56 I. E. Gordon, L. S. Rothman, R. J. Hargreaves, R. Hashemi, E. V. Karlovets, F. M. Skinner, E. K. Conway, C. Hill, R. V. Kochanov, Y. Tan, P. Wcisło, A. A. Finenko, K. Nelson, P. F. Bernath, M. Birk, V. Boudon, A. Campargue, K. V. Chance, A. Coustenis, B. J. Drouin, J. M. Flaud, R. R. Gamache, J. T. Hodges, D. Jacquemart, E. J. Mlawer, A. V. Nikitin, V. I. Perevalov, M. Rotger, J. Tennyson, G. C. Toon, H. Tran, V. G. Tyuterev, E. M. Adkins, A. Baker, A. Barbe, E. Canè, A. G. Császár, A. Dudaryonok, O. Egorov, A. J. Fleisher, H. Fleurbaey, A. Foltynowicz, T. Furtenbacher, J. J. Harrison, J. M. Hartmann, V. M. Horneman, X. Huang, T. Karman, J. Karns, S. Kassi, I. Kleiner, V. Kofman, F. Kwabia-Tchana, N. N. Lavrentieva, T. J. Lee, D. A. Long, A. A. Lukashovskaya, O. M. Lyulin, V. Y. Makhnev, W. Matt, S. T. Massie, M. Melosso, S. N. Mikhailenko, D. Mondelain, H. S. P. Müller, O. V. Naumenko, A. Perrin, O. L. Polyansky, E. Raddaoui, P. L. Raston, Z. D. Reed, M. Rey, C. Richard, R. Tóbiás, I. Sadiek, D. W. Schwenke, E. Starikova, K. Sung, F. Tamassia, S. A. Tashkun, J. Vander Auwera, I. A. Vasilenko, A. A. Viganin, G. L. Villanueva, B. Vispoel, G. Wagner, A. Yachmenev and S. N. Yurchenko, The HITRAN2020 molecular spectroscopic database, *J. Quant. Spectrosc. Radiat. Transfer*, 2022, **277**, 107949.
- 57 T. Delahaye, R. Armante, N. A. Scott, N. Jacquinet-Husson, A. Chédin, L. Crépeau, C. Crevoisier, V. Douet, A. Perrin, A. Barbe, V. Boudon, A. Campargue, L. H. Coudert, V. Ebert, J. M. Flaud, R. R. Gamache,

- D. Jacquemart, A. Jolly, F. Kwabia Tchana, A. Kyuberis, G. Li, O. M. Lyulin, L. Manceron, S. Mikhailenko, N. Moazzen-Ahmadi, H. S. P. Müller, O. V. Naumenko, A. Nikitin, V. I. Perevalov, C. Richard, E. Starikova, S. A. Tashkun, V. G. Tyuterev, J. Vander Auwera, B. Vispoel, A. Yachmenev and S. Yurchenko, The 2020 edition of the GEISA spectroscopic database, *J. Mol. Spectrosc.*, 2021, **380**, 111510.
- 58 P. Woitke, M. Min, C. Pinte, W.-F. Thi, I. Kamp, C. Rab, F. Anthonioz, S. Antonellini, C. Baldovin-Saavedra, A. Carmona, C. Dominik, O. Dionatos, J. Greaves, M. Güdel, J. D. Ilee, A. Liebhart, F. Ménard, L. Rigon, L. B. F. M. Waters, G. Aresu, R. Meijerink and M. Spaans, Consistent dust and gas models for protoplanetary disks. I. Disk shape, dust settling, opacities, and PAHs, *Astron. Astrophys.*, 2016, **586**, A103.
- 59 I. Kamp, W.-F. Thi, P. Woitke, C. Rab, S. Bouma and F. Ménard, Consistent dust and gas models for protoplanetary disks. II. Chemical networks and rates, *Astron. Astrophys.*, 2017, **607**, A41.
- 60 P. Woitke, I. Kamp, S. Antonellini, F. Anthonioz, C. Baldovin-Saavedra, A. Carmona, O. Dionatos, C. Dominik, J. Greaves, M. Güdel, J. D. Ilee, A. Liebhart, F. Menard, M. Min, C. Pinte, C. Rab, L. Rigon, W. F. Thi, N. Thureau and L. B. F. M. Waters, Consistent Dust and Gas Models for Protoplanetary Disks. III. Models for Selected Objects from the FP7 DIANA Project, *Publ. Astron. Soc. Pac.*, 2019, **131**, 064301.
- 61 O. Dionatos, P. Woitke, M. Güdel, P. Degroote, A. Liebhart, F. Anthonioz, S. Antonellini, C. Baldovin-Saavedra, A. Carmona, C. Dominik, J. Greaves, J. D. Ilee, I. Kamp, F. Ménard, M. Min, C. Pinte, C. Rab, L. Rigon, W. F. Thi and L. B. F. M. Waters, Consistent dust and gas models for protoplanetary disks. IV. A panchromatic view of protoplanetary disks, *Astron. Astrophys.*, 2019, **625**, A66.
- 62 R. Meijerink, K. M. Pontoppidan, G. A. Blake, D. R. Poelman and C. P. Dullemond, Radiative Transfer Models of Mid-Infrared H₂O Lines in the Planet-Forming Region of Circumstellar Disks, *Astrophys. J.*, 2009, **704**, 1471–1481.
- 63 Y. Liu, I. Pascucci and T. Henning, CLICk: a Continuum and Line fitting Kit for circumstellar disks, *Astron. Astrophys.*, 2019, **623**, A106.
- 64 B. Tabone, G. Bettoni, E. F. van Dishoeck, A. M. Arabhavi, S. Grant, D. Gasman, Th. Henning, I. Kamp, M. Güdel, P. O. Lagage, T. Ray, B. Vandenbussche, A. Abergel, O. Absil, I. Argyriou, D. Barrado, A. Boccaletti, J. Bouwman, A. Caratti o Garatti, V. Geers, A. M. Glauser, K. Justannont, F. Lahuis, M. Mueller, C. Nehmé, G. Olofsson, E. Pantin, S. Scheithauer, C. Waelkens, L. B. F. M. Waters, J. H. Black, V. Christiaens, R. Guadarrama, M. Morales-Calderón, H. Jang, J. Kanwar, N. Pawellek, G. Perotti, A. Perrin, D. Rodgers-Lee, M. Samland, J. Schreiber, K. Schwarz, L. Colina, G. Östlin and G. Wright, A rich hydrocarbon chemistry and high C to O ratio in the inner disk around a very low-mass star, *Nat. Astron.*, 2023, DOI: [10.1038/s41550-023-01965-3](https://doi.org/10.1038/s41550-023-01965-3).
- 65 E. Sanchis, L. Testi, A. Natta, C. F. Manara, B. Ercolano, T. Preibisch, T. Henning, S. Facchini, A. Miotello, I. de Gregorio-Monsalvo, C. Lopez, K. Mužić, I. Pascucci, A. Santamaría-Miranda, A. Scholz, M. Tazzari, S. van Terwisga and J. P. Williams, Demographics of disks around young very low-mass stars and brown dwarfs in Lupus, *Astron. Astrophys.*, 2020, **633**, A114.

- 66 S. E. van Terwisga, E. F. van Dishoeck, P. Cazzoletti, S. Facchini, L. Trapman, J. P. Williams, C. F. Manara, A. Miotello, N. van der Marel, M. Ansdell, M. R. Hogerheijde, M. Tazzari and L. Testi, The ALMA Lupus protoplanetary disk survey: evidence for compact gas disks and molecular rings from CN, *Astron. Astrophys.*, 2019, **623**, A150.
- 67 J. M. Alcalá, C. F. Manara, A. Natta, A. Frasca, L. Testi, B. Nisini, B. Stelzer, J. P. Williams, S. Antonucci, K. Biazzo, E. Covino, M. Esposito, F. Getman and E. Rigliaco, X-shooter spectroscopy of young stellar objects in Lupus. Accretion properties of class II and transitional objects, *Astron. Astrophys.*, 2017, **600**, A20.
- 68 S. M. Andrews, J. Huang, L. M. Pérez, A. Isella, C. P. Dullemond, N. T. Kurtovic, V. V. Guzmán, J. M. Carpenter, D. J. Wilner, S. Zhang, Z. Zhu, T. Birnstiel, X.-N. Bai, M. Benisty, A. M. Hughes, K. I. Öberg and L. Ricci, The Disk Substructures at High Angular Resolution Project (DSHARP). I. Motivation, Sample, Calibration, and Overview, *Astrophys. J.*, 2018, **869**, L41.
- 69 K. L. Luhman, K. A. Herrmann, E. E. Mamajek, T. L. Esplin and M. J. Pecaut, New Young Stars and Brown Dwarfs in the Upper Scorpius Association, *Astron. J.*, 2018, **156**, 76.
- 70 C. F. Manara, C. Mordasini, L. Testi, J. P. Williams, A. Miotello, G. Lodato and A. Emsenhuber, Constraining disk evolution prescriptions of planet population synthesis models with observed disk masses and accretion rates, *Astron. Astrophys.*, 2019, **631**, L2.
- 71 C. F. Manara, L. Testi, G. J. Herczeg, I. Pascucci, J. M. Alcalá, A. Natta, S. Antonucci, D. Fedele, G. D. Mulders, T. Henning, S. Mohanty, T. Prusti and E. Rigliaco, X-shooter study of accretion in Chamaeleon I. II. A steeper increase of accretion with stellar mass for very low-mass stars?, *Astron. Astrophys.*, 2017, **604**, A127.
- 72 K. L. Luhman, The Stellar Population of the Chamaeleon I Star-forming Region, *ApJS*, 2007, **173**, 104–136.
- 73 T. Birnstiel, H. Klahr and B. Ercolano, A simple model for the evolution of the dust population in protoplanetary disks, *Astron. Astrophys.*, 2012, **539**, A148.
- 74 A. J. Greenwood, I. Kamp, L. B. F. M. Waters, P. Woitke and W. F. Thi, Effects of dust evolution on protoplanetary disks in the mid-infrared, *Astron. Astrophys.*, 2019, **626**, A6.
- 75 A. D. Bosman, A. G. G. M. Tielens and E. F. van Dishoeck, Efficiency of radial transport of ices in protoplanetary disks probed with infrared observations: the case of CO₂, *Astron. Astrophys.*, 2018, **611**, A80.
- 76 C. Eistrup and T. Henning, Chemical evolution in ices on drifting, planet-forming pebbles, *Astron. Astrophys.*, 2022, **667**, A160.
- 77 P. Pinilla, T. Birnstiel, L. Ricci, C. P. Dullemond, A. L. Uribe, L. Testi and A. Natta, Trapping dust particles in the outer regions of protoplanetary disks, *Astron. Astrophys.*, 2012, **538**, A114.
- 78 S. Krijt, F. J. Ciesla and E. A. Bergin, Tracing Water Vapor and Ice During Dust Growth, *Astrophys. J.*, 2016, **833**, 285.
- 79 H. M. Cuppen, C. Walsh, T. Lamberts, D. Semenov, R. T. Garrod, E. M. Penteadó and S. Ioppolo, Grain Surface Models and Data for Astrochemistry, *Space Sci. Rev.*, 2017, **212**, 1–58.

- 80 D. Powell, P. Gao, R. Murray-Clay and X. Zhang, Depletion of gaseous CO in protoplanetary disks by surface-energy-regulated ice formation, *Nat. Astron.*, 2022, **6**, 1147–1155.
- 81 T. Bethell and E. Bergin, Formation and Survival of Water Vapor in the Terrestrial Planet-Forming Region, *Science*, 2009, **326**, 1675.
- 82 A. D. Bosman, E. A. Bergin, J. Calahan and S. E. Duval, Water UV-shielding in the Terrestrial Planet-forming Zone: Implications from Water Emission, *Astrophys. J.*, 2022, **930**, L26.
- 83 A. D. Bosman, E. A. Bergin, J. K. Calahan and S. E. Duval, Water UV-shielding in the Terrestrial Planet-forming Zone: Implications for Carbon Dioxide Emission, *Astrophys. J.*, 2022, **933**, L40.
- 84 A. J. Greenwood, I. Kamp, L. B. F. M. Waters, P. Woitke, W. F. Thi, Ch. Rab, G. Aresu and M. Spaans, Thermochemical modelling of brown dwarf discs, *Astrophys. J.*, 2017, **601**, A44.
- 85 G. D. Mulders and C. Dominik, Probing the turbulent mixing strength in protoplanetary disks across the stellar mass range: no significant variations, *Astron. Astrophys.*, 2012, **539**, A9.
- 86 P. Pinilla, L. H. Quiroga-Nuñez, M. Benisty, A. Natta, L. Ricci, T. Henning, G. van der Plas, T. Birnstiel, L. Testi and K. Ward-Duong, Millimeter Spectral Indices and Dust Trapping By Planets in Brown Dwarf Disks, *Astrophys. J.*, 2017, **846**, 70.