


Asymmetric Catalysis Hot Paper

 How to cite: *Angew. Chem. Int. Ed.* **2021**, *60*, 7920–7926

International Edition: doi.org/10.1002/anie.202016561

German Edition: doi.org/10.1002/ange.202016561

Silver-Catalyzed Enantioselective Sulfimidation Mediated by Hydrogen Bonding Interactions

 Rajasekar Reddy Annapureddy[†], Finn Burg[†], Johannes Gramüller, Tino P. Golub, Christian Merten, Stefan M. Huber, and Thorsten Bach*

Abstract: An enantioselective sulfimidation of 3-thiosubstituted 2-quinolones and 2-pyridones was achieved with a stoichiometric nitrene source ($\text{PhI}=\text{NNs}$) and a silver-based catalyst system. Key to the success of the reaction is the use of a chiral phenanthroline ligand with a hydrogen bonding site. The enantioselectivity does not depend on the size of the two substituents at the sulfur atom but only on the binding properties of the heterocyclic lactams. A total of 21 chiral sulfimides were obtained in high yields (44–99%) and with significant enantiomeric excess (70–99% ee). The sulfimidation proceeds with high site-selectivity and can also be employed for the kinetic resolution of chiral sulfoxides. Mechanistic evidence suggests the intermediacy of a heteroleptic silver complex, in which the silver atom is bound to one molecule of the chiral ligand and one molecule of an achiral 1,10-phenanthroline. Support for the suggested reaction course was obtained by ESI mass spectrometry, DFT calculations, and a Hammett analysis.

Introduction

Sulfur compounds with two carbon–sulfur single bonds and an additional ylide-type sulfur double bond to a nitrogen substituent are called sulfimides. Alternatively, the compound class has been referred to as sulfilimines or iminosulfuraes.

Their chemistry has attracted significant attention and has been studied for decades.^[1] A key structural feature of sulfimides is the fact that they display a significant barrier to pyramidal inversion at the sulfur atom. As a consequence, sulfimides exist at ambient temperature as pairs of separable enantiomers provided that the two carbon substituents are different. The stereospecific oxidation of sulfimides to sulfoximines is feasible and enables access to another class of chiral sulfur compounds with intriguing properties.^[2] Given the large interest in the synthesis of enantiopure compounds, enantioselective approaches to sulfimides have been investigated and the most frequently chosen route to chiral sulfimides rests on a nitrene transfer reaction to thioethers (sulfides).^[3] Sulfimidation reactions have been mainly performed with *N*-carboxylated and *N*-sulfonylated nitrene precursors. The resulting *N*-sulfonylated sulfimides **I** and *N*-alkoxycarbonylated sulfimides **II** represent typical products and enantioselective imidation reactions have been developed based on copper,^[4] manganese,^[5] ruthenium,^[6,7] and iron^[8] as catalytically active metal centers (Scheme 1). The selectivity rests on the differentiation between the two enantiotopic lone pairs at the sulfur atom of sulfides. The exposure of the electron pair in turn depends for most catalytic enantioselective processes on the size difference of the substituents *R*. The best enantiomeric excess (*ee*) is typically achieved if this size difference is significant with one group being small (R^{S}) and one being large (R^{L}). However, if the steric demand of the substituents is similar, a low asymmetric induction is observed, for example, for diaryl-sulfides.

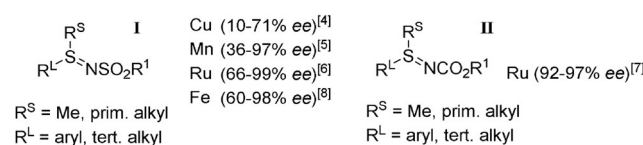
[*] Dr. R. R. Annapureddy,^[†] Dr. F. Burg,^[†] Prof. Dr. T. Bach
 Department Chemie and Catalysis Research Center (CRC)
 Technische Universität München
 Lichtenbergstraße 4, 85747 Garching (Germany)
 E-mail: thorsten.bach@ch.tum.de
 Homepage: http://www.oc1.ch.tum.de/home_en/

M. Sc. J. Gramüller
 Faculty of Chemistry and Pharmacy
 Institute of Organic Chemistry, University of Regensburg
 Universitätsstraße 31, 93040 Regensburg (Germany)
 M. Sc. T. P. Golub, Prof. Dr. C. Merten, Prof. Dr. S. M. Huber
 Ruhr-Universität Bochum
 Faculty for Chemistry and Biochemistry
 Universitätsstraße 150, 44801 Bochum (Germany)

[†] These authors contributed equally to this work.

Supporting information and the ORCID identification number(s) for the author(s) of this article can be found under:
<https://doi.org/10.1002/anie.202016561>.

© 2021 The Authors. Angewandte Chemie International Edition published by Wiley-VCH GmbH. This is an open access article under the terms of the Creative Commons Attribution Non-Commercial License, which permits use, distribution and reproduction in any medium, provided the original work is properly cited and is not used for commercial purposes.



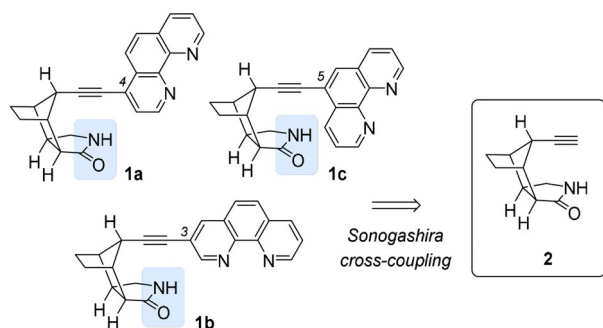
Scheme 1. Top: Products **I** and **II** of previously reported enantioselective sulfimidation reactions obtained by metal catalysis (catalytically active metal and *ee* given). Bottom: Attempted enantioselective sulfimidation of substrates **III** to sulfimides **IV** with *N*-sulfonylated phenyliminoindanes and a chiral silver catalyst.

In the present study we have approached the topic of enantioselective sulfimidation by using a yet unexplored catalytically active metal (silver). Even more importantly, we combined the metal with a ligand that pre-coordinates to lactam substrates **III** by hydrogen bonding and thus displays one of the two enantiotopic lone pairs to the reactive nitrogen center. As a result, products of type **IV** have become readily available in high optical purity. The scope and the mechanism of the reaction have been studied and the results of our experiments are presented in this research article.

Results and Discussion

Ligand synthesis and preliminary studies. The development of chiral ligands with a lactam hydrogen bonding site continues to be a research focus of our group.^[9] The goal is to achieve not only an improved site-selectivity in a given transition-metal catalyzed reaction^[10] but also to induce a significant enantioselectivity. In a recent contribution,^[11] we prepared chiral phenanthroline ligands **1** which are based on the readily available octahydro-1*H*-4,7-methanoisindol-1-one skeleton.^[12] Their synthesis can be achieved by Sonogashira cross-coupling of known alkyne **2**^[13] with the respective bromo-substituted phenanthroline (Scheme 2). Ligand **1a** was successfully employed in an enantioselective Ag-catalyzed amination of C–H bonds which was assumed to occur by an enantioselective nitrene insertion^[14] at the hydrogen-bonded substrate. Although silver catalysis has been shown to be a viable approach for the amination^[15,16] and aziridination^[15,17] of organic substrates it has not been extensively applied to sulfides. Bolm and co-workers found that silver nitrate acts in combination with an achiral terpyridine ligand as a catalyst to mediate the imidation of sulfoxides to generate sulfoximines.^[18,19] Two sulfimides were obtained in high yields (77% and 83%) albeit in racemic form.

Our initial experiments aimed to identify the ligand best suited for a defined prochiral sulfide. Although pre-coordination by a given lactam to any of the three ligands **1** can be assumed, the trajectory of the nitrene transfer was expected to be different resulting in varying reactivity and enantioselectivity.

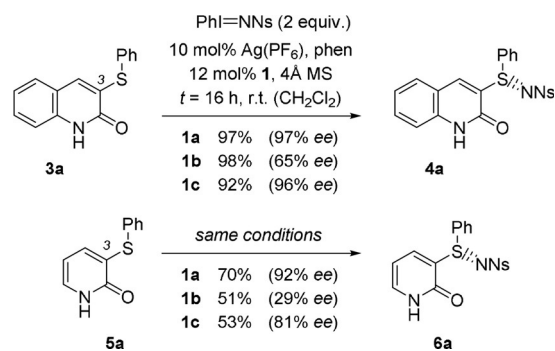


Scheme 2. Structure of isomeric phenanthroline ligands **1** which are available from enantiopure alkyne **2** by Sonogashira cross-coupling with the respective bromo-substituted phenanthroline. The potential two-point hydrogen bonding site is marked in blue.

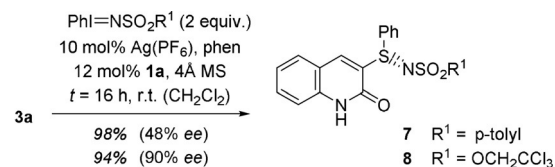
We employed Ag(PF₆) as the source of the catalytically active metal center (10 mol%) and added 1,10-phenanthroline (10 mol%) as an achiral ligand. The chiral ligand was used in 12 mol% and *N*-(*p*-nitrophenylsulfonyl)iminophenylidiodane (PhI=NNs) was employed as the nitrene precursor and dichloromethane as the solvent. The first set of reactions (Scheme 3) was performed with 3-phenylthio-2-quinolone (**3a**). While all ligands **1** facilitated a complete conversion within 16 hours and yields varied only marginally (92–98%), the enantioselectivity in the formation of sulfimide **4a** was most pronounced with catalysts **1a** (97% *ee*) and **1c** (96% *ee*). Although we had anticipated the reaction to be enantioselective, the high selectivity achieved in the reaction came as a very pleasant surprise. In the amination reactions,^[11] enantioselectivities exceeding 90% *ee* could only be achieved with cyclic substrates in which free rotations were completely restricted.

With 3-phenylthio-2-pyridone (**5a**) a reactivity difference was notable for the three ligands and the yields of the respective sulfimide **6a** were only moderate when ligands **1b** and **1c** were used. The by far best result was recorded for ligand **1a**. Not only did the ligand provide the highest yield (70%), but it also facilitated the formation of product **6a** with the highest enantioselectivity (92% *ee*). Also, for the 2-pyridones the degree of selectivity was remarkable given the flexibility of the substrate (see the Supporting Information for further details and other substrates).

Before applying the imidation by a nosyl-protected nitrogen to a larger array of substrates two other iminophenylidiodanes were probed as reagents for a possible nitrene transfer. The related *para*-toluenesulfonyl (tosyl, Ts) reagent gave product **7** in a much lower enantioselectivity of only



Scheme 3. Evaluation of the regioisomeric chiral phenanthroline ligands **1** in the enantioselective Ag-catalyzed sulfimidation of representative 3-substituted 2-quinolone **3a** and 2-pyridone **5a** (phen = 1,10-phenanthroline).

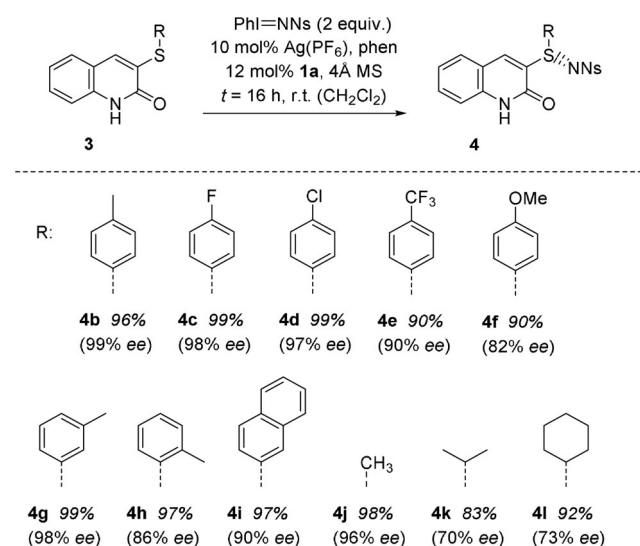


Scheme 4. Enantioselective Ag-catalyzed sulfimidation of compound **3a** with different *N*-protected nitrene sources to give products **7** and **8**.

48% *ee* (Scheme 4). The electronically different trichloroethoxysulfonyl (Tces)-substituted reagent, however, displayed a similar degree of reactivity and selectivity as the nosyl-based reagent. Product **8** was obtained in 94% yield and with 90% *ee*. The latter result bears some synthetic relevance since removal of the Tces group can be performed under conditions that are orthogonal to those employed for the Ns group.^[20]

Scope and site-selectivity. The imidation of 3-thio-substituted 2-quinolone **3a** suggested that various sulfides with a similar structure could be converted into the respective sulfimides irrespective of the nature of the thio substituent. Accordingly, 2-quinolones **3** were prepared and subjected to a nitrene transfer reaction, both racemic^[21] and enantioselective. Several aryl groups were introduced as group R in substrates **3** and the reaction turned out to be robust towards the electronic (products **4b–4f**) and the steric situation (products **4g–4i**). If the opposite enantiomer *ent*-**1a** of ligand **1a** was employed in the reactions, the *ee* remained identical but the opposite sulfimide enantiomer was produced. The reactions of **3a** in the presence of *ent*-**1a** for example delivered *ent*-**4a** on a scale of 0.4 mmol. For reasons of availability the absolute configuration of the sulfimides was representatively determined for dextrorotatory product *ent*-**4a**. Comparison of experimental and calculated vibrational circular dichroism (VCD) spectra allowed the assignment with high fidelity (see the SI for details).^[22,23] The (*R*)-configuration was assigned to compound *ent*-**4a**, its enantiomer **4a** is (*S*)-configured. The assignment of the configuration for all other products which were obtained with **1a** and which were consistently levorotatory was based on analogy.

As mentioned in the introduction, the most remarkable feature of the present Ag-catalyzed sulfimidation is the fact that it is applicable to diaryl sulfides irrespective of the relative size of the two substituents. As seen for the aryl-substituted products **4a–4i** the results fully met the expect-

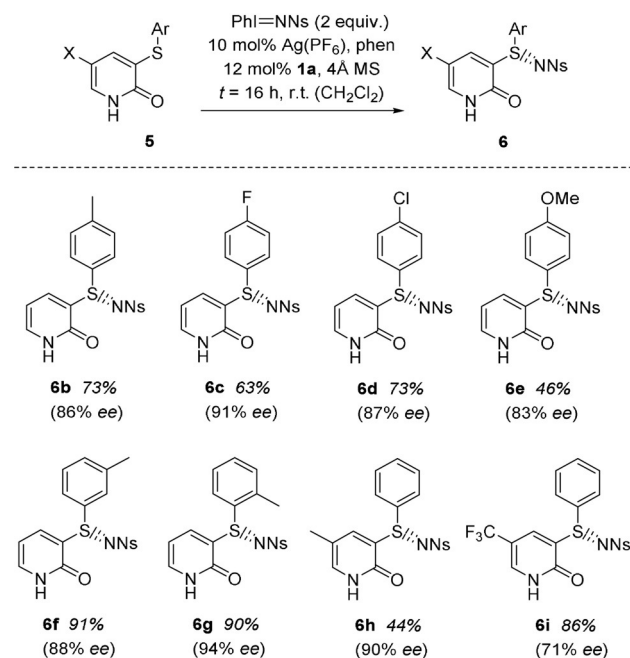


Scheme 5. Enantioselective Ag-catalyzed sulfimidation of various 3-thio-substituted 2-quinolones **3** employing ligand **1a** as the source of chirality (60 μ mol scale, substrate concentration $c = 10$ mM). The enantiomeric excess (*ee*) was calculated from the ratio of enantiomers (**4**/*ent*-**4**) as determined by chiral HPLC analysis.

ations (Scheme 5). Interestingly, also a methyl group could be used as group R and 3-methylthio-2-quinolone (**3j**) gave sulfimide **4j** in 98% yield and 96% *ee*. However, if the size of the alkyl group increases, the enantioselectivity drops. With R = isopropyl (substrate **3k**) and R = cyclohexyl (substrate **3l**) the enantioselectivity remained moderate (70–73% *ee*).

In a second set of experiments, the scope of the sulfimidation was explored with 3-thio-substituted 2-pyridones **5** (Scheme 6). The conditions remained unchanged as compared to **3** and a clean transfer of the nitrogen fragment from PhI=NNs to the sulfides was observed. If there was no additional substituent X in the pyridones, the enantioselectivities were in all cases higher than 83% *ee* (products **6a–6g**). There is a weak correlation between the selectivity and the reactivity. The most reactive substrate **5e** (vide supra) delivered most side products and the lowest *ee*. The high *ee* for *ortho*-tolyl-substituted product **6g** was unexpected given that this substituent had led in the quinolone case (product **4h**) to a decreased enantioselectivity. For substrate **5h** (X = methyl), the enantioselectivity of the sulfimidation was high but the yield suffered, for substrate **5i** (X = trifluoromethyl) the opposite scenario—high yield, diminished *ee*—applied.

The observed enantiotopos differentiation in the Ag-catalyzed sulfimidation were in agreement with the previous hypothesis that the heteroleptic complex **9** was the catalytically competent species (Figure 1).^[11] Upon transfer of the protected nitrogen fragment from iminophenylidiodane to the metal center, pre-coordination of a given substrate, for example, **3a**, would allow in the reactive complex **10** only to display the *pro-S* electron pair towards the reactive nitrene



Scheme 6. Enantioselective Ag-catalyzed sulfimidation of various 3-thio-substituted 2-pyridones **5** employing ligand **1a** as the source of chirality (60 μ mol scale, substrate concentration $c = 10$ mM). The enantiomeric excess (*ee*) was calculated from the ratio of enantiomers (**6**/*ent*-**6**) as determined by chiral HPLC analysis.

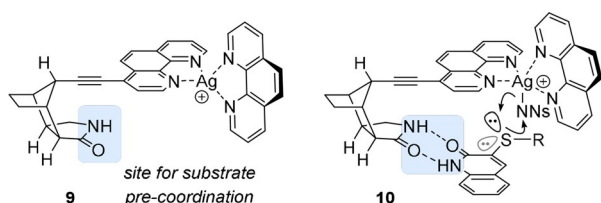
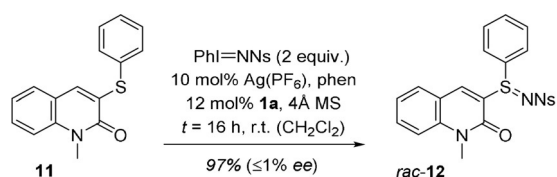


Figure 1. Putative heteroleptic silver complex **9** formed from the silver source, one equivalent of ligand **1a**, and one equivalent of 1,10-phenanthroline and enantioselective nitrene transfer within complex **10**: Only the *pro-S* electron pair at the sulfur atom of substrate **3a** is displayed towards the reactive center.

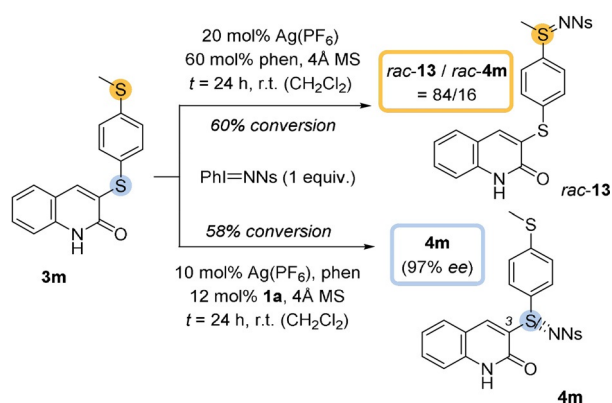
center. The reaction would consequently lead to the (*S*)-configured sulfimides as observed.

The constraints for a nitrene transfer as postulated in complex **10** stimulated further experiments which aimed to verify and to exploit the pre-coordination by hydrogen bonds. A straightforward experiment along these lines involves the reaction of an *N*-alkylated substrate that is not competent to form two hydrogen bonds to complex **9**. The experiment was performed with 2-quinolone **11**, the *N*-methylated derivative of substrate **3a** (Scheme 7). The sulfimidation led to a product which was completely racemic (product *rac*-**12**).

An interesting consequence of the hydrogen bond-mediated sulfimidation relates to the fact that the reaction should not only proceed with high enantioselectivity but also with exquisite site-selectivity.^[24] This issue was addressed with substrate **3m** that contains two potentially reactive sulfur



Scheme 7. Ag-catalyzed sulfimidation of 2-quinolone **11** under the conditions previously applied to substrates **3** and **5** (60 μ mol scale, substrate concentration $c = 10$ mM). Within the limits of error, product **12** was formed as the racemate (*rac*-**12**).

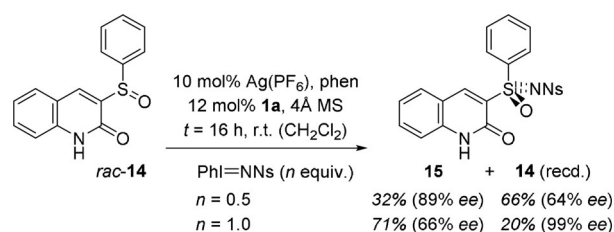


Scheme 8. Site-selectivity in the sulfimidation of substrate **3m**: The hydrogen bonding ligand **1a** directs the reaction to a defined site (bottom) while an achiral ligand exerts the opposite site-selectivity (top).

atoms (Scheme 8). All reactions with this substrate were performed with a stoichiometric amount of the imidation reagent to avoid a two-fold imidation. Achiral conditions which allowed for a relatively clean reaction included the use of 20 mol% $\text{Ag}(\text{PF}_6)$ and 60 mol% of 1,10-phenanthroline. After 24 h the conversion was 60% and sulfimidation had occurred with notable selectivity at the methylthio group in the periphery of the molecule. The site-selectivity was determined as r.r. (regioisomeric ratio) = *rac*-**13**/*rac*-**4m** = 84/16 by ^1H NMR spectroscopic analysis of the crude product. Product *rac*-**13** was isolated in 47% yield. The outcome of the enantioselective reaction performed with ligand **1a** and the standard catalyst loading was strikingly different. Product **13** could not be detected, and the reaction exclusively occurred at the internal sulfur atom that is located at position C3 of the quinolone. The only product was sulfimide **4m** which was isolated in 53% yield (58% conversion) with 97% *ee*.

The fact that a bound substrate can only display a distinct lone pair to the catalytically active center (*cf.* Figure 1) should result for any substrate with a single reactive center in a kinetic resolution. Sulfoxides are like sulfimides chiral and carry a lone pair at the sulfur atom. If subjected to the conditions of the enantioselective sulfimidation, one sulfoxide enantiomer should be preferentially processed as its stereogenic sulfur atom is properly configured to match the chirality of the active site within the catalytically active silver complex. We probed this hypothesis with sulfoxide *rac*-**14** which was treated with the imidation reagent and the optimized catalyst mixture (Scheme 9). The resulting sulfoximine **15** was obtained in enantiomerically enriched form while the recovered sulfoxide also showed some optical purity. Depending on the equivalents n of the iminophenylidene the enantioselectivity could be optimized for the sulfoximine or the sulfoxide. Although we did not prove the absolute configuration in this case, it is highly likely that the (*R*)-enantiomer of sulfoxide **14** is preferentially processed leaving the (*S*)-enantiomer behind. Sulfoximine **15** should thus be (*R*)-configured as shown.

Mechanistic experiments and discussion. Despite the fact that the synthetic experiments delivered circumstantial evidence (see the SI for further details) for the postulated mechanism of the enantioselective sulfimidation we attempted to obtain further data to substantiate the proposed reaction pathway. A hint for the formation of the postulated heteroleptic complex **9** was obtained by high resolution electrospray ion mass spectrometric (ESI-MS) analysis.



Scheme 9. Kinetic resolution of sulfoxide *rac*-**14** by the enantioselective Ag-catalyzed sulfimidation in the presence of chiral ligand **1a**. Depending on the equivalents n of the imidation reagent, product **15** or the recovered (*recd.*) substrate **14** can be isolated with high enantiomeric excess.

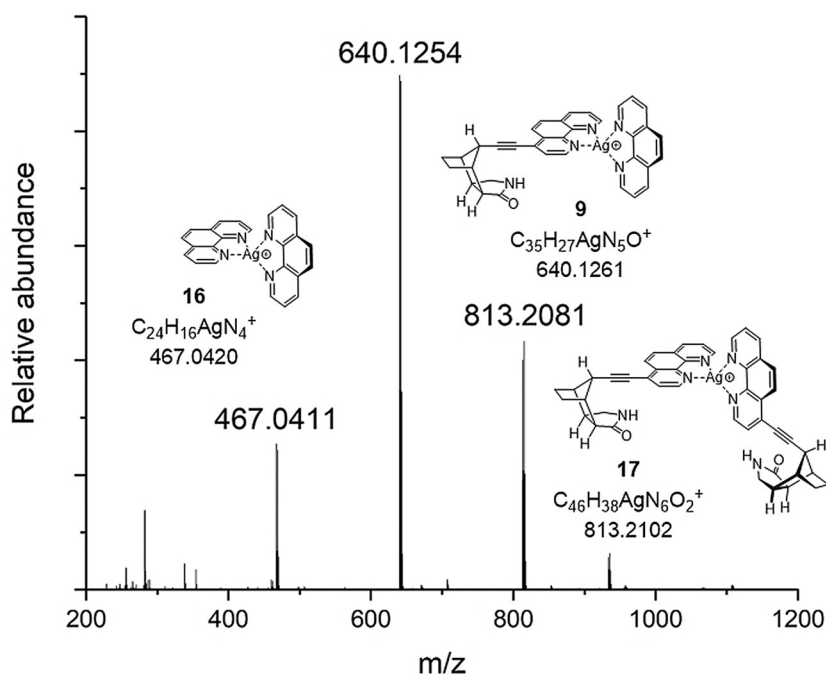


Figure 2. ESI mass spectrometric analysis of a mixture obtained by dissolving AgPF_6 (3 μmol), 1,10-phenanthroline (phen, 3 μmol), and ligand **1a** (3.6 μmol) in dichloromethane (1 mL). A 0.1 mL aliquot was diluted with 0.9 mL CH_2Cl_2 before subjecting the mixture to the analysis.

Under conditions that mimicked the composition of the catalytically active mixture, a sample was subjected to ESI-MS in the positive detection mode (detection of cationic species). It was clearly evident from the exact mass analysis (Figure 2) that the most intense peak at $m/z = 640.1254$ (m/z calcd = 640.1261) corresponds to the heteroleptic complex **9** with the formula $\text{C}_{35}\text{H}_{27}\text{AgN}_5\text{O}^+$ formed from one equivalent AgPF_6 , 1,10-phenanthroline and ligand **1a** (see the SI for further details). Likewise, the other two signals at $m/z = 467.0411$ (m/z calcd = 467.0420) and $m/z = 813.2081$ (m/z calcd = 813.2102) could be matched with the formula $\text{C}_{24}\text{H}_{16}\text{AgN}_4^+$ and $\text{C}_{46}\text{H}_{38}\text{AgN}_6\text{O}_2^+$. The former mass correlates to the homoleptic silver complex **16** with two 1,10-phenanthroline ligands while the latter mass can be assigned to the homoleptic complex **17** of silver and two chiral phenanthroline ligands **1a**.

Diffusion Ordered Spectroscopy (DOSY) experiments^[25] were performed with AgPF_6 and 1,10-phenanthroline in CD_2Cl_2 solution and corroborated the existence of homoleptic complex **16**. Likewise, the homoleptic complex **17** could be identified when studying AgPF_6 and ligand **1a**. Experiments with AgPF_6 , phen, and ligand **1a**, remained somewhat inconclusive, however. $^1\text{H-NMR}$ chemical shift data suggest its formation but the increase in the apparent volume as measured by the DOSY experiment was lower than expected (see the SI for further details).

In order to evaluate a possible transition state that would be accessible for heteroleptic complex **9** and substrate **3a** upon conversion of **9** to a nitrene complex, we turned to DFT calculations (M06L^[26]-D3^[27] def2-TZVP(D),^[28] for further details see SI). Assuming triplet multiplicity, two transition states leading to product **4a** and its enantiomer (*ent-4a*) were identified. The former is approx. 26 kJ mol^{-1} more favorable

in Gibbs free energy, in agreement with the experimental findings. The associated barrier of activation is 83 kJ mol^{-1} , which is also in line with a reaction at room temperature.

The more favorable transition state is shown in Figure 3. It features $\text{N}\cdots\text{S}$ and $\text{Ag}\cdots\text{N}$ distances of 1.91 and 2.23 Å, respectively, and the substrate is also clearly bound via a two-point hydrogen bonding motif (with $\text{O}\cdots\text{H}$ distances of 1.86 and 1.90 Å). Each phenanthroline ligand is coordinated to the Ag center via a shorter bond (2.22 and 2.25 Å, originating from the nitrogen atoms *para* to the alkynyl linker and *trans* to this one) and a somewhat longer bond (2.34 and 2.55 Å). The C3-S single bond adapts an *s-trans* orientation,

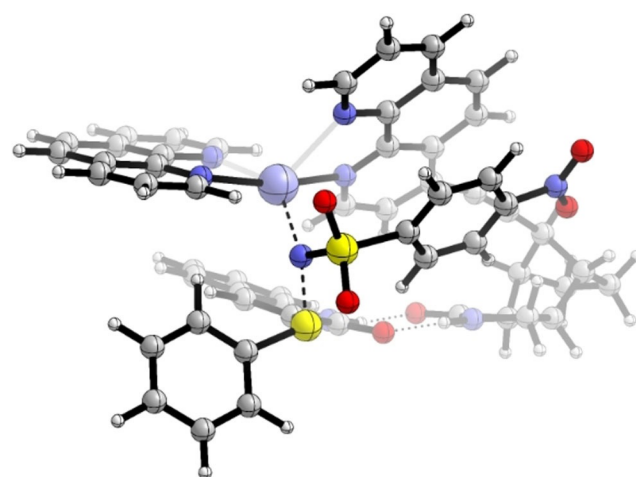


Figure 3. Favorable transition state for the conversion of substrate **3a** to product **4a**, according to DFT calculations. Graphics generated with CYLview20.^[30]

that is, the phenyl group points away from the site of hydrogen bonding (cf. structure **10** in Figure 1). In addition, the sulfur center to be sulfimidated carries a noticeable positive charge of +0.98 according to an NBO^[29] analysis. The less favorable transition state (leading to *ent*-**4a**) shares several structural similarities with the more favorable one, for example, with respect to the hydrogen bonding motif and the orientation of the phenanthroline ligands (see the SI for further information). However, the C3-S single bond is *s-cis* oriented and the phenyl group points towards the binding site. The transition state is overall somewhat later on the reaction coordinate, with a shorter N...S (1.89 Å) and a longer Ag...N (2.27 Å) distance. Apart from this, the two most striking differences are the already mentioned CO-C3-S-C_{ph} dihedral angle (−44° vs. −148°) and a narrower Ag-N-S angle (105° vs. 121°).

The DFT calculation suggests that the sulfur atom carries a partial positive charge in the transition state. A Hammett analysis of the sulfimidation reaction was performed in order to interrogate the stereoelectronic situation at the sulfur atom and to potentially confirm the predicted positive charge increase (Figure 4). To this end, the six *para*-substituted 3-(phenylthio)quinolones **3b–3f** were studied and the relative rates of the sulfimidation was determined in comparison with the parent compound **3a**. Depending on the substituent X we see a rate increase for electron donating substituent and a rate decrease for electron withdrawing groups. The decadic logarithm of the relative rates k_X/k_H reveals a good relation with the tabulated σ_p values^[31] of the substituents X. The slope of the linear function was determined as $\rho = -0.52$ (see the SI for more details) in agreement with a positive charge to be developed at the reactive center.^[32,33]

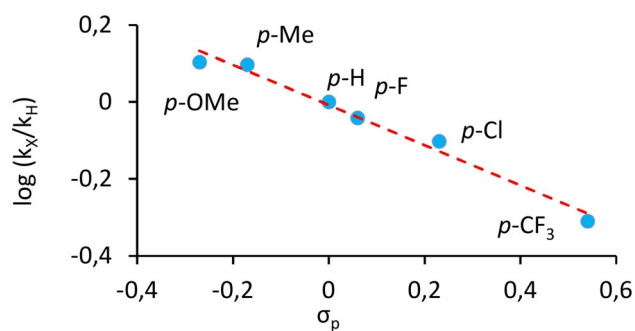


Figure 4. Hammett analysis performed for substrates **3a–3f**. Conditions: Competing reactions were performed under typical catalytic conditions with 1 equiv of the respective *para*-substituted 3-(phenylthio)quinolone **3** and 1 equiv of **3a** at ambient temperature (2 equiv PhI=NNs). The reaction was stopped after two hours (<25% conversion) and the relative ratio of the products **4** was determined by ¹H NMR spectroscopy.

Conclusion

In summary, our study has revealed that the directing power of hydrogen bonding ligands is not only operative in defined metal complexes but also in an equilibrium scenario

with reversible coordination of chiral and achiral ligands at a cationic metal center. The observed site- and enantioselectivity makes several heterocyclic sulfimides available which would be difficult to access in enantioselective form by known methods of asymmetric catalysis. The suggested reaction mechanism of the nitrene transfer which had been previously proposed to occur via a nitrene-silver complex with distorted trigonal bipyramidal coordination^[11] has been further corroborated and offers a useful model for the design of related phenanthroline ligands with which more remote positions of a given substrate can be aminated.

Acknowledgements

Financial support by the Deutsche Forschungsgemeinschaft (grant Ba 1372/17-2) is gratefully acknowledged. A.R.R. thanks the Alexander von Humboldt foundation for a research fellowship. J.G. thanks the Fonds der Chemischen Industrie (Kekulé fellowship). We thank M. Muhr (group of Prof. R. A. Fischer, TUM) for his help with the ESI-MS measurements and Prof. R. M. Gschwind (Regensburg) for helpful discussions. O. Ackermann, F. Pecho, L. Koser, and J. Kudermann (all at TUM) are acknowledged for their help with HPLC and GLC analyses. Open access funding enabled and organized by Projekt DEAL.

Conflict of interest

The authors declare no conflict of interest.

Keywords: asymmetric catalysis · enantioselectivity · hydrogen bonds · ligand design · silver

- [1] For early reviews, see: a) P. C. Taylor, *Sulfur Rep.* **1999**, *21*, 241–280; b) I. V. Koval, *Sulfur Rep.* **1993**, *14*, 149–215; c) N. Furukawa, S. Oae, *Ind. Eng. Chem. Prod. Res. Dev.* **1981**, *20*, 260–270; d) T. L. Gilchrist, C. J. Moody, *Chem. Rev.* **1977**, *77*, 409–435.
- [2] Reviews: a) P. Mäder, L. Kattner, *J. Med. Chem.* **2020**, *63*, 14243–14275; b) P. M. Matos, R. A. Stockman, *Org. Biomol. Chem.* **2020**, *18*, 6429–6442; c) E. Wojaczyńska, J. Wojaczyński, *Chem. Rev.* **2020**, *120*, 4578–4611; d) S. Wiezorek, P. Lamers, C. Bolm, *Chem. Soc. Rev.* **2019**, *48*, 5408–5423; e) U. Lücking, *Angew. Chem. Int. Ed.* **2013**, *52*, 9399–9408; *Angew. Chem.* **2013**, *125*, 9570–9580; f) M. Frings, C. Bolm, A. Blum, C. Gnam, *Eur. J. Med. Chem.* **2017**, *126*, 225–245; g) M. Reggelin, C. Zur, *Synthesis* **2000**, 1–64.
- [3] Review: V. Bizet, C. M. M. Hendriks, C. Bolm, *Chem. Soc. Rev.* **2015**, *44*, 3378–3390.
- [4] a) H. Takada, Y. Nishibayashi, K. Ohe, S. Uemura, *Chem. Commun.* **1996**, 931–932; b) H. Takada, Y. Nishibayashi, K. Ohe, S. Uemura, *Phosphorus Sulfur Silicon Relat. Elem.* **1997**, *120*, 363–364; c) H. Takada, Y. Nishibayashi, K. Ohe, S. Uemura, C. P. Baird, T. J. Sperey, P. C. Taylor, *J. Org. Chem.* **1997**, *62*, 6512–6518; d) Y. Miyake, H. Takada, K. Ohe, S. Uemura, *J. Chem. Soc. Perkin Trans. 1* **1998**, 2373–2376.
- [5] a) H. Nishikori, C. Ohta, E. Oberlin, R. Irie, T. Katsuki, *Tetrahedron* **1999**, *55*, 13937–13946; b) H. Nishikori, T. Katsuki,

- Appl. Catal. A* **2000**, *194*, 475–477; c) C. Ohta, T. Katsuki, *Tetrahedron Lett.* **2001**, *42*, 3885–3888.
- [6] a) M. Murakami, T. Uchida, T. Katsuki, *Tetrahedron Lett.* **2001**, *42*, 7071–7074; b) M. Murakami, T. Katsuki, *Tetrahedron Lett.* **2002**, *43*, 3947–3949; c) M. Murakami, T. Uchida, B. Saito, T. Katsuki, *Chirality* **2003**, *15*, 116–123; d) H. Fujita, T. Uchida, R. Irie, T. Katsuki, *Chem. Lett.* **2007**, *36*, 1092–1093.
- [7] a) Y. Tamura, T. Uchida, T. Katsuki, *Tetrahedron Lett.* **2003**, *44*, 3301–3303; b) T. Uchida, Y. Tamura, M. Ohba, T. Katsuki, *Tetrahedron Lett.* **2003**, *44*, 7965–7968; c) M. Yoshitake, H. Hayashi, T. Uchida, *Org. Lett.* **2020**, *22*, 4021–4025.
- [8] a) J. Wang, M. Frings, C. Bolm, *Angew. Chem. Int. Ed.* **2013**, *52*, 8661–8665; *Angew. Chem.* **2013**, *125*, 8823–8827; b) C. C. Farwell, J. A. McIntosh, T. K. Hyster, Z. J. Wang, F. H. Arnold, *J. Am. Chem. Soc.* **2014**, *136*, 8766–8771; c) C. K. Prier, T. K. Hyster, C. C. Farwell, A. Huang, F. H. Arnold, *Angew. Chem. Int. Ed.* **2016**, *55*, 4711–4715; *Angew. Chem.* **2016**, *128*, 4789–4793.
- [9] For a perspective, see: F. Burg, T. Bach, *J. Org. Chem.* **2019**, *84*, 8815–8836.
- [10] Reviews: a) R. S. J. Proctor, A. C. Colgan, R. J. Phipps, *Nat. Chem.* **2020**, *12*, 990–1004; b) A. Fanourakis, P. J. Docherty, P. Chuentragool, R. J. Phipps, *ACS Catal.* **2020**, *10*, 10672–10714; c) Y. Kuninobu, T. Torigoe, *Org. Biomol. Chem.* **2020**, *18*, 4126–4134; d) D. Vidal, G. Olivo, M. Costas, *Chem. Eur. J.* **2018**, *24*, 5042–5054; e) H. J. Davis, R. J. Phipps, *Chem. Sci.* **2017**, *8*, 864–877; f) P. Dydio, J. N. H. Reek, *Chem. Sci.* **2014**, *5*, 2135–2145; g) M. Raynal, P. Ballester, A. Videl-Ferran, P. W. N. M. Van Leeuwen, *Chem. Soc. Rev.* **2014**, *43*, 1660–1733; h) S. Carboni, C. Gennari, L. Pignatoro, U. Piarulli, *Dalton Trans.* **2011**, *40*, 4355–4373; i) S. Das, G. W. Brudvig, R. H. Crabtree, *Chem. Commun.* **2008**, 413–424.
- [11] R. R. Annapureddy, C. Jandl, T. Bach, *J. Am. Chem. Soc.* **2020**, *142*, 7374–7378.
- [12] a) D. G. Loneragan, J. Riego, G. Deslongchamps, *Tetrahedron Lett.* **1996**, *37*, 6109–6112; b) D. G. Loneragan, G. Deslongchamps, *Tetrahedron* **1998**, *54*, 14041–14052.
- [13] a) P. Fackler, C. Berthold, F. Voss, T. Bach, *J. Am. Chem. Soc.* **2010**, *132*, 15911–15913; b) F. Burg, M. Gicquel, S. Breitenlechner, A. Pöthig, T. Bach, *Angew. Chem. Int. Ed.* **2018**, *57*, 2953–2957; *Angew. Chem.* **2018**, *130*, 3003–3007.
- [14] Reviews: a) H. Hayashi, T. Uchida, *Eur. J. Org. Chem.* **2020**, 909–916; b) Y. Park, Y. Kim, S. Chang, *Chem. Rev.* **2017**, *117*, 9247–9301; c) T. Uchida, T. Katsuki, *Chem. Rec.* **2014**, *14*, 117–129; d) F. Collet, C. Lescot, C. Liang, P. Dauban, *Dalton Trans.* **2010**, *39*, 10401–10413.
- [15] For reviews on Ag-catalyzed nitrene transfer reactions, see: a) M. Dehghany, J. Eshon, J. M. Roberts, J. M. Schomaker in *Silver Catalysis in Organic Synthesis* (Eds. C.-J. Li, Xi. Bi), Wiley-VCH, Weinheim, **2019**, pp. 439–532; b) J. M. Alderson, J. R. Corbin, J. M. Schomaker, *Acc. Chem. Res.* **2017**, *50*, 2147–2158; c) Q.-Z. Zheng, N. Jiao, *Chem. Soc. Rev.* **2016**, *45*, 4590–4627; d) Z. Li, C. He, *Eur. J. Org. Chem.* **2006**, 4313–4322.
- [16] For Ag-catalyzed C–H amination, see: a) Y. Cui, C. He, *Angew. Chem. Int. Ed.* **2004**, *43*, 4210–4212; *Angew. Chem.* **2004**, *116*, 4306–4308; b) Z. Li, D. A. Capretto, R. Rahaman, C. He, *Angew. Chem. Int. Ed.* **2007**, *46*, 5184–5186; *Angew. Chem.* **2007**, *119*, 5276–5278; c) J. W. Rigoli, C. D. Weatherly, J. M. Alderson, B. T. Vo, J. M. Schomaker, *J. Am. Chem. Soc.* **2013**, *135*, 17238–17241; d) M. Ju, E. E. Zerull, J. M. Roberts, M. Huang, I. A. Guzei, J. M. Schomaker, *J. Am. Chem. Soc.* **2020**, *142*, 12930–12936.
- [17] For Ag-catalyzed aziridination, see: a) Y. Cui, C. He, *J. Am. Chem. Soc.* **2003**, *125*, 16202–16203; b) J. Llaveria, Á. Beltrán, M. M. Díaz-Requejo, M. I. Matheu, S. Castellón, P. J. Pérez, *Angew. Chem. Int. Ed.* **2010**, *49*, 7092–7095; *Angew. Chem.* **2010**, *122*, 7246–7249; c) M. Ju, C. D. Weatherly, I. A. Guzei, J. M. Schomaker, *Angew. Chem. Int. Ed.* **2017**, *56*, 9944–9948; *Angew. Chem.* **2017**, *129*, 10076–10080; d) T. Elkoush, C. L. Mak, D. W. Paley, M. G. Campbell, *ACS Catal.* **2020**, *10*, 4820–4826.
- [18] G. Y. Cho, C. Bolm, *Org. Lett.* **2005**, *7*, 4983–4985.
- [19] O. García Mancheño, C. Bolm, *Chem. Eur. J.* **2007**, *13*, 6674–6681.
- [20] H. Lebel, H. Piras, M. Borduy, *ACS Catal.* **2016**, *6*, 1109–1112.
- [21] H. Okamura, C. Bolm, *Org. Lett.* **2004**, *6*, 1305–1307.
- [22] a) C. Merten, T. P. Golub, N. M. Kreienborg, *J. Org. Chem.* **2019**, *84*, 8797–8814; b) K. Scholten, E. Engelage, C. Merten, *Phys. Chem. Chem. Phys.* **2020**, *22*, 27979–27986.
- [23] Gaussian09, Rev E.01, M. J. Frisch, G. W. Trucks, H. B. Schlegel, G. E. Scuseria, M. A. Robb, J. R. Cheeseman, G. Scalmani, V. Barone, B. Mennucci, G. A. Petersson, H. Nakatsuji, M. Caricato, X. Li, H. P. Hratchian, A. F. Izmaylov, J. Bloino, G. Zheng, J. L. Sonnenberg, M. Hada, M. Ehara, K. Toyota, R. Fukuda, J. Hasegawa, M. Ishida, T. Nakajima, Y. Honda, O. Kitao, H. Nakai, T. Vreven, J. J. A. Montgomery, J. E. Peralta, F. Ogliaro, M. Bearpark, J. J. Heyd, E. Brothers, K. N. Kudin, V. N. Staroverov, T. Keith, R. Kobayashi, J. Normand, K. Raghavachari, A. Rendell, J. C. Burant, S. S. Iyengar, J. Tomasi, M. Cossi, N. Rega, J. M. Millam, M. Klene, J. E. Knox, J. B. Cross, V. Bakken, C. Adamo, J. Jaramillo, R. Gomperts, R. E. Stratmann, O. Yazyev, A. J. Austin, R. Cammi, C. Pomelli, J. W. Ochterski, R. L. Martin, K. Morokuma, V. G. Zakrzewski, G. A. Voth, P. Salvador, J. J. Dannenberg, S. Dapprich, A. D. Daniels, O. Farkas, J. B. Foresman, J. V. Ortiz, J. Cioslowski, D. J. Fox, Wallingford CT, USA, **2013**.
- [24] For a related study, see: F. Burg, S. Breitenlechner, C. Jandl, T. Bach, *Chem. Sci.* **2020**, *11*, 2121–2129.
- [25] K. F. Morris, C. S. Johnson, Jr., *J. Am. Chem. Soc.* **1992**, *114*, 3139–3141.
- [26] Y. Zhao, D. G. Truhlar, *J. Chem. Phys.* **2006**, *125*, 194101.
- [27] a) F. Weigend, R. Ahlrichs, *Phys. Chem. Chem. Phys.* **2005**, *7*, 3297–3305; b) D. Rappoport, F. Furche, *J. Chem. Phys.* **2010**, *133*, 134105.
- [28] S. Grimme, J. Antony, S. Ehrlich, H. Krieg, *J. Chem. Phys.* **2010**, *132*, 154104.
- [29] A. E. Reed, R. B. Weinstock, F. Weinhold, *J. Chem. Phys.* **1985**, *83*, 735–746.
- [30] C. Y. Legault, CYLview20, Visualization and analysis software for computational chemistry, <http://www.cylview.org> (accessed December 12, 2020).
- [31] C. Hansch, A. Leo, R. W. Taft, *Chem. Rev.* **1991**, *91*, 165–195.
- [32] N. P. van Leest, J. I. van der Vlugt, B. de Bruin, *Chem. Eur. J.* **2021**, *27*, 371–378.
- [33] L. M. Stateman, E. A. Wappes, K. M. Nakafuku, K. M. Edwards, D. A. Nagib, *Chem. Sci.* **2019**, *10*, 2693–2699.

Manuscript received: December 14, 2020

Accepted manuscript online: January 13, 2021

Version of record online: February 26, 2021