



*Citation for published version:*

Ashby, B & Boots, M 2017, 'Multi-mode fluctuating selection in host-parasite coevolution', *Ecology Letters*, vol. 20, no. 3, pp. 357-365. <https://doi.org/10.1111/ele.12734>

*DOI:*

[10.1111/ele.12734](https://doi.org/10.1111/ele.12734)

*Publication date:*

2017

*Document Version*

Publisher's PDF, also known as Version of record

[Link to publication](#)

*Publisher Rights*

CC BY

**University of Bath**

**Alternative formats**

If you require this document in an alternative format, please contact:  
[openaccess@bath.ac.uk](mailto:openaccess@bath.ac.uk)

**General rights**

Copyright and moral rights for the publications made accessible in the public portal are retained by the authors and/or other copyright owners and it is a condition of accessing publications that users recognise and abide by the legal requirements associated with these rights.

**Take down policy**

If you believe that this document breaches copyright please contact us providing details, and we will remove access to the work immediately and investigate your claim.

Ben Ashby<sup>1,2\*</sup> and Mike Boots<sup>2,3</sup>

### Abstract

Understanding fluctuating selection is important for our understanding of patterns of spatial and temporal diversity in nature. Host–parasite theory has classically assumed fluctuations either occur between highly specific genotypes (matching allele: MA) or from specialism to generalism (gene-for-gene: GFG). However, while MA can only generate one mode of fluctuating selection, we show that GFG can in fact produce both rapid ‘within-range’ fluctuations (among genotypes with identical levels of investment but which specialise on different subsets of the population) and slower cycling ‘between ranges’ (different levels of investment), emphasising that MA is a subset of GFG. Our findings closely match empirical observations, although sampling rates need to be high to detect these novel dynamics empirically. Within-range cycling is an overlooked process by which fluctuating selection can occur in nature, suggesting that fluctuating selection may be a more common and important process than previously thought in generating and maintaining diversity.

### Keywords

Coevolution, cycling, fluctuating selection, gene-for-gene, host–parasite, matching allele, Red Queen.

*Ecology Letters* (2017)

### INTRODUCTION

Fluctuating selection – where the strength or direction of selection changes through time – is a core concept in evolutionary biology (Haldane & Jayakar 1963). The causes and implications of fluctuating selection are therefore the focus of much theoretical and empirical research. This is especially true in the context of host–parasite coevolution, where fluctuating selection driven by antagonistic interactions is central to the theories of spatial and temporal diversity (Clarke 1979; Meyer & Thomson 2001), the evolution of sex (Maynard Smith 1978; Hamilton 1980), and parasite-mediated sexual selection (Hamilton & Zuk 1982; Ashby & Boots 2015). Fluctuating selection is of particular importance in antagonistic coevolution because unlike directional selection (arms races), which must eventually be curtailed due to fitness costs or limits to adaptation (e.g. Hall *et al.* 2011), fluctuating selection can potentially be maintained indefinitely. However, not all forms of fluctuating selection are alike, both in terms of the gene frequency dynamics (e.g. periodic, chaotic or stochastic cycling) and, importantly, the phenotypic dynamics (e.g. fluctuations among specialists or between specialists and generalists). The precise nature of the genetic and phenotypic dynamics is crucial for theories that depend on fluctuating selection (Parker 1994; Peters & Lively 1999) and for understanding empirical observations of host–parasite coevolution (Dybdahl & Lively 1998; Decaestecker *et al.* 2007; Gomez & Buckling 2011; Hall *et al.* 2011; Luijckx *et al.* 2013; Gómez *et al.* 2015). Improving our understanding of this process, in particular how it depends on genetic interactions and the environment, has

important implications across a wide range of questions in evolutionary biology.

Theoreticians have largely focused on studying how the underlying genetic interactions between hosts and parasites affect the mode of fluctuating selection. As a result two frameworks, known as ‘matching allele’ (MA) and ‘gene-for-gene’ (GFG), have emerged as the dominant paradigms for understanding the role of genetic interactions in shaping coevolutionary dynamics. Although both models readily produce fluctuating selection, the underlying assumptions and resulting dynamics differ greatly. In the MA model – which emerged from classical niche theory and resembles self/non-self recognition systems in animals (Grosberg & Hart 2000) – parasites need to genetically ‘match’ a host for successful infection. Hosts therefore attempt to avoid the most common parasite and parasites seek to match the most common host (Yu 1972; Seger & Hamilton 1988; Frank 1993b). This indirect negative frequency dependence typically leads to fluctuating selection between equally highly specific genotypes. In contrast, the GFG model, which originally stemmed from observations of plant pathogens (Flor 1956; Thompson & Burdon 1992), assumes that hosts and parasites vary in the range of genotypes that can be resisted or infected, with broader ranges potentially associated with fitness costs (Mode 1958; Jayakar 1970; Leonard 1977, 1994; Frank 1993a; Parker 1994; Sasaki 2000; Segarra 2005; Tellier & Brown 2007a,b). The GFG model produces a much wider variety of outcomes than the MA model, including stable genetic polymorphisms either within a single range of infectivity or defence (Sasaki 2000; Segarra 2005) or across multiple ranges if there is direct

<sup>1</sup>Department of Mathematical Sciences, University of Bath Bath BA2 7AY, UK

<sup>2</sup>Integrative Biology, University of California Berkeley, Berkeley, CA, USA

<sup>3</sup>Department of Biosciences, College of Life and Environmental Sciences, University of Exeter, Penryn TR10 9EZ, UK

\*Correspondence: E-mail: benashbyevo@gmail.com

frequency dependence (Tellier & Brown 2007a,b), and fluctuating selection between narrow-range specialists and broad-range generalists (i.e. cycling between ranges) (e.g. Leonard 1994; Sasaki 2000; Agrawal & Lively 2002). Continuous analogues of the MA and GFG models exhibit broadly similar dynamics to their discrete counterparts, with pure ‘matching’ models akin to MA only exhibiting fluctuating selection between equally highly specific genotypes and ‘range’ models akin to GFG generating stable mono- or polymorphism or fluctuating selection between specialism and generalism (Best *et al.* 2010; Boots *et al.* 2014).

The contrasting assumptions and dynamics of MA and GFG genetics have sparked considerable debate as to which model is more realistic (Frank 1993a,b, 1996; Parker 1994, 1996), leading to the development of multiple variations on the core frameworks (Parker 1994; Agrawal & Lively 2002, 2003; Fenton *et al.* 2009, 2012; Gómez *et al.* 2015) and experiments to detect the underlying genetics or coevolutionary dynamics of real systems (Dybdahl & Lively 1998; Buckling & Rainey 2002; Thrall & Burdon 2003; Decaestecker *et al.* 2007; Hall *et al.* 2011; Scanlan *et al.* 2011; Luijckx *et al.* 2013). There is no reason to suspect that all host–parasite interactions will conform to a single framework – in fact, Parker (1994) and Agrawal & Lively (2002) argue that MA and GFG can be considered as the extremes of a continuum – yet the majority of empirical evidence (from bacteria and phages: Bohannan & Lenski 2000; Mizoguchi *et al.* 2003; Scanlan *et al.* 2011; Flores *et al.* 2011; fruit flies and sigma virus: Bangham *et al.* 2007; and plant pathogens: Flor 1956; Thompson & Burdon 1992) supports the notion that hosts and parasites vary in their degree of specialisation, in general agreement with the GFG model (although see Dybdahl & Lively 1998; Luijckx *et al.* 2013 for examples of limited variation in the degree of specialisation).

The potential for other modes of fluctuating selection in the GFG model and their implications for core biological phenomena have been overlooked in existing theory. For example, empirical observations of fluctuating selection among specialists are taken to be indicative of MA rather than GFG genetics (Dybdahl & Lively 1998; Luijckx *et al.* 2013). Additionally, the MA model is thought to be much more favourable to the evolution of sex than the GFG model due to the nature of the cycles (Parker 1994; Peters & Lively 1999; Lively 2010), yet this is based on the prediction that the GFG model only generates fluctuating selection between, but not within, ranges. There is therefore a clear need to understand the full range of fluctuating selection dynamics in the GFG model. Given the high level of interest in how infection genetics shape coevolutionary dynamics, especially their influence on whether fluctuating selection occurs within or between ranges, we conduct a thorough reanalysis of the GFG framework. We primarily explore the dynamics of a simple population genetics model that lacks ecology, but we verify our key results using a more realistic epidemiological model that includes density dependence. Despite being overlooked in a large number of theoretical studies, we find that the GFG framework can indeed readily generate within-range cycling. We go on to demonstrate that the GFG model can simultaneously generate high-frequency fluctuating selection within-ranges and low-frequency fluctuating selection between ranges. We discuss our

results in the context of empirical observations and the wider theoretical literature.

## METHODS AND RESULTS

### Non-ecological model

We adapt a simple multilocus gene-for-gene (GFG) model of host–parasite coevolution where population sizes are assumed to be constant (Sasaki 2000). Both populations have overlapping generations, are haploid, asexual, well mixed, and sufficiently large so that we can ignore the effects of drift. Host and parasite genotypes ( $\mathbf{x}$  and  $\mathbf{y}$ , respectively) are each characterised by  $n$  biallelic loci (i.e.  $\mathbf{x} = \{x_1, x_2, \dots, x_n\}$  and  $\mathbf{y} = \{y_1, y_2, \dots, y_n\}$ ), which represent the presence, 1, or the absence, 0, of resistance or infectivity alleles. We define the ‘range’ of a genotype to be the proportion of loci that have resistance or infectivity alleles (Ashby *et al.* 2014a,b). For example, a genotype represented by the binary string 00101 has a range of 2/5 and a genotype represented by the string 11101 has a range of 4/5. Each resistance allele is only effective in the absence of an infectivity allele at the corresponding locus. The total number of effective resistance alleles is therefore  $d_{xy} = \sum_{i=1}^n x_i(1 - y_i)$ , and the probability of successful

exploitation is  $Q(\mathbf{x}, \mathbf{y})$ . Investment in resistance and infectivity is associated with a fitness cost given by  $C_H(|\mathbf{x}|)$  for hosts and  $C_P(|\mathbf{y}|)$  for parasites, where  $|\mathbf{x}|$  is the range of genotype  $\mathbf{x}$ . Note that  $C_H(|\mathbf{x}|)$  and  $C_P(|\mathbf{y}|)$  are decreasing functions, with  $C_H(0) = C_P(0) = 1$  (i.e. lower values of  $C_H(|\mathbf{x}|)$  and  $C_P(|\mathbf{y}|)$  imply higher costs). Adapting Sasaki (2000) accordingly, the fitnesses of hosts ( $m_H$ ) and of parasites ( $m_P$ ) are given by:

$$m_H(\mathbf{x}) = C_H(|\mathbf{x}|) \exp\left(-\beta_H \sum_y Q(\mathbf{x}, \mathbf{y}) f_P(\mathbf{y})\right) \quad (1)$$

$$m_P(\mathbf{y}) = C_P(|\mathbf{y}|) \exp\left(\beta_P \sum_x Q(\mathbf{x}, \mathbf{y}) f_P(\mathbf{x})\right) \quad (2)$$

where  $\beta_H$  and  $\beta_P$  are the effects of successful exploitation on host and parasite fitness, and  $f_H(\mathbf{x})$  and  $f_P(\mathbf{y})$  are the frequencies of genotypes  $\mathbf{x}$  and  $\mathbf{y}$ , respectively. Genotype frequencies change according to the following ordinary differential equations:

$$\frac{df_H(\mathbf{x})}{dt} = \left(\frac{m_H(\mathbf{x})}{M_H} - 1\right) f_H(\mathbf{x}) \quad (3)$$

$$\frac{df_P(\mathbf{y})}{dt} = \left(\frac{m_P(\mathbf{y})}{M_P} - 1\right) f_P(\mathbf{y}) \quad (4)$$

where  $M_H = \sum_x m_H(\mathbf{x}) f_H(\mathbf{x})$  and  $M_P = \sum_y m_P(\mathbf{y}) f_P(\mathbf{y})$  are the mean fitness values of each population.

For fluctuating selection to occur within a constant range, an intermediate number of alleles (i.e. an intermediate range) must be optimal. This is because there is no variation at extreme ranges in the GFG model (i.e. there is only one genotype with a range of 0 or 1) and so fluctuating selection cannot occur. Suppose the optimal resistance range is  $u$  and the optimal infectivity range is  $v$  (note that the optimal range for hosts may differ to the optimal range for parasites). For  $u$  and  $v$  to be stable, the following conditions must be satisfied for all other permissible ranges  $u' \neq u$  and  $v' \neq v$ :

$$\frac{C_H(u)}{C_H(u')} > e^{-\beta_H(\bar{Q}_{u',v} - \bar{Q}_{u,v})} \quad (5)$$

$$\frac{C_p(v)}{C_p(v')} > e^{\beta_p(\bar{Q}_{u,v'} - \bar{Q}_{u,v})} \quad (6)$$

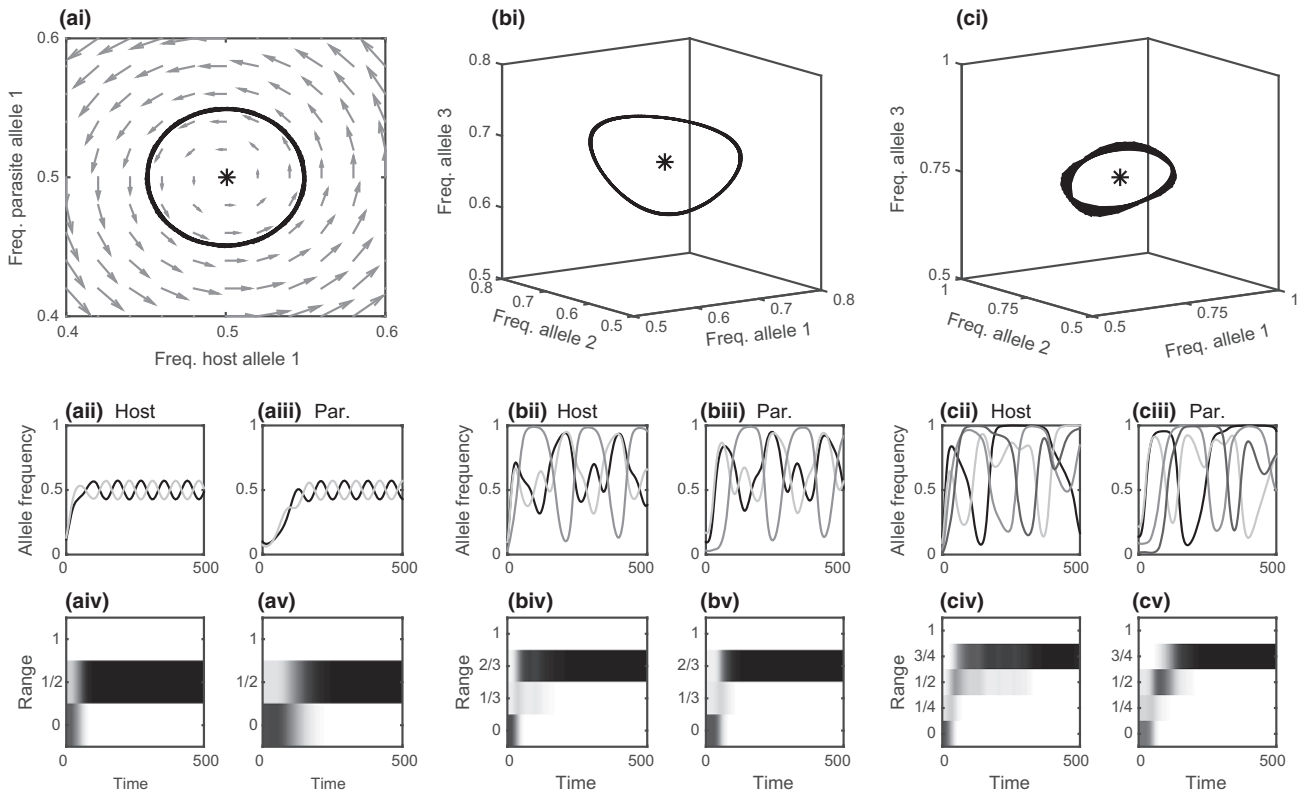
where  $\bar{Q}_{u,v}$  is the mean infectivity at equilibrium (i.e. with all genotypes at the same frequency), and  $\bar{Q}_{u',v}$  and  $\bar{Q}_{u,v'}$  are the mean susceptibility and mean infectivity of rare host and parasite genotypes with ranges  $u'$  and  $v'$ , respectively, with all other genotypes at equilibrium frequencies. When the first condition is satisfied, no other hosts can invade, and when the second condition is satisfied, no other parasites can invade. Biologically, these conditions imply that the fitness gain due to increased resistance or infectivity above the optimal range is less than the associated increase in pleiotropic fitness costs, and similarly that the fitness loss due to decreased resistance or infectivity below the optimal range is greater than the associated decrease in fitness costs. It is straightforward to intuit that the cost functions must eventually accelerate faster than the infection terms for intermediate ranges to be stable in both populations (otherwise the system will fluctuate between ranges or an extreme genotype will exclude all others in at least one population).

We will now explore if genotypes with the optimal number of alleles tend towards a stable equilibrium or cycle

indefinitely. Suppose that there are  $n \geq 2$  loci and suitable cost and interaction terms have been chosen such that the optimal number of resistance and infectivity alleles is  $0 < U < n$  and  $0 < V < n$ , respectively. Assuming all possible genotypes are present, the system contains  $h_0 = \binom{n}{U}$  hosts and  $p_0 = \binom{n}{V}$  parasites, where the brackets correspond to binomial coefficients (' $n$  choose  $U$ ' and ' $n$  choose  $V$ '). There is no inherent difference between genotypes with the same number of resistance or infectivity alleles, so we can ignore the cost functions and only need to consider the stability of the fixed point  $f_H(x) = 1/h_0$  and  $f_p(y) = 1/p_0$  for all suitable genotypes  $x$  and  $y$ . Note that we can always reduce the dimensionality of the system because genotype frequencies must sum to one. The Jacobian of the system at the internal fixed point is of the form:

$$J = \begin{pmatrix} 0 & A \\ B & 0 \end{pmatrix} \quad (7)$$

where  $A$  and  $B$  are  $(h_0 - 1) \times (h_0 - 1)$  and  $(p_0 - 1) \times (p_0 - 1)$  matrices. At the fixed point, the system contains imaginary eigenvalues of the form  $\lambda = \pm a\sqrt{-b\beta_H\beta_p}$  (with  $a, b > 0$ ) and so the system can exhibit fluctuating selection in the form of neutrally stable cycles. This means that the amplitude of the cycles depends on the initial conditions, and so hosts and



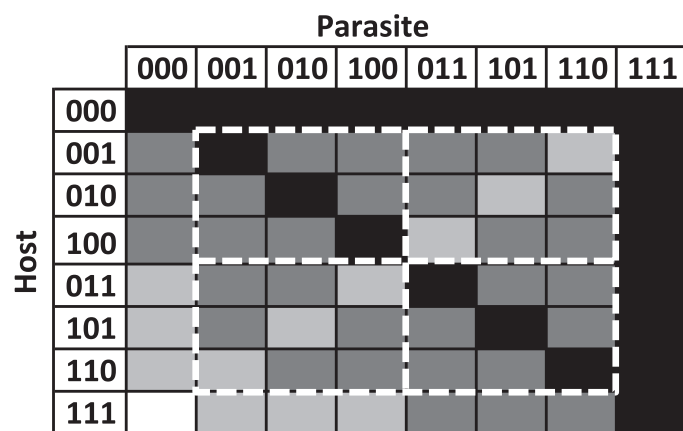
**Figure 1** Within-range fluctuating selection in the non-ecological model (eqns 1–4) with (a) 2, (b) 3 and (c) 4 loci. (ai–ci) Evolutionary trajectories converge to neutrally stable cycles around the internal fixed point (star) with the amplitude determined by initial conditions (in (ai) the associated vector field is shown by grey arrows). (aii–cii) and (aiii–ciii) show host and parasite allele frequencies, respectively. (aiv–civ) and (av–cv) show host and parasite ranges, respectively (i.e. the proportion of loci that have resistance or infectivity alleles). The cost function used here is  $C_H(|x|) = 1 - c_H^1(1 - \exp(-c_H^2|x|))/(1 - \exp(-c_H^2))$  for hosts, and similarly for parasites. The infectivity function is given by  $Q(x, y) = \sigma^{d(x,y)}$ . Fixed parameters:  $c_H^2 = 3, c_p^2 = 3, \beta_H = 1, \beta_p = 1, \rho = 0.85$ . Other parameters: (a)  $c_H^1 = 0.2, c_p^1 = 0.2$ ; (b)  $c_H^1 = 0.15, c_p^1 = 0.15$ ; (c)  $c_H^1 = 0.1, c_p^1 = 0.2$ .

parasites will not settle into a stable limit cycle. Simulations reveal that the system does indeed exhibit within-range fluctuating selection (Fig. 1). Interestingly, the system effectively becomes indistinguishable from a partial matching allele or inverse matching allele model when an intermediate number of alleles is optimal for both populations (Fig. 2). In other words, all genotypes experience the same costs and specialise on different subsets of the other population.

Figure 3 shows a phase diagram for the non-ecological model with suitable cost and interaction functions. The system can exhibit three qualitatively different coevolutionary dynamics: (1) equilibrium (when at least one population maximises or minimises investment); (2) fluctuating selection between genotypes with the same range (when an optimal intermediate range exists for both populations); and (3) fluctuating selection between genotypes with different ranges (when there is no optimal range). In fact, the two types of fluctuating selection are not mutually exclusive: when fluctuating selection occurs between ranges the system also exhibits within-range cycling, although the latter usually occurs over much shorter timescales (Fig. 4).

It is interesting to note that our model predicts a much larger number of coevolutionary outcomes than previous GFG theory, since any combination of intermediate host and parasite ranges can be optimal depending on the curvature and relative strength of the fitness costs. As fitness costs are likely to vary by environment due to factors such as resource availability and parasite abundance, we should therefore expect to see divergence in optimal resistance and infectivity ranges between populations even if the qualitative dynamics (i.e. within-range cycling) are similar (Fig. 5).

In summary, our simple non-ecological model reveals that if an intermediate number of alleles is optimal for both populations, the system will exhibit fluctuating selection within rather than between ranges. Although we have focused our analysis on the fitness functions proposed by Sasaki (2000) and



**Figure 2** Example infection matrix for a 3 locus gene-for-gene (GFG) model. The four quadrants (dotted white regions) show that the matching allele (MA, top left and bottom right) and inverse matching allele (IMA, bottom left and top right) models are subsets of the GFG framework. The GFG framework is therefore indistinguishable from an MA or IMA model when an intermediate number of alleles is optimal. Host and parasite genotypes are given by binary strings, where a '1' or a '0' at a particular locus indicates the presence or absence, respectively, of a resistance or infectivity allele. Darker shading indicates greater infectivity.

extended by others (e.g. Fenton & Brockhurst 2007), within-range fluctuating selection does not depend on the specific functional forms used in the model. Indeed we found within-range fluctuating selection to be very common, occurring for a variety of functional forms (Figs S1–S3).

### Ecological model

The simple population genetics model (eqns 1–4) assumes that population sizes are constant, but ecological feedbacks can potentially qualitatively alter coevolutionary dynamics. We therefore verify our key results using the following epidemiological model:

$$\frac{dS_x}{dt} = (aC_H(|x|) - dN) \left( S_x + f \sum_y I_{xy} \right) - bS_x - \beta S_x \sum_y C_P(|y|) Q(x, y) + \gamma \sum_y I_{xy} \quad (8)$$

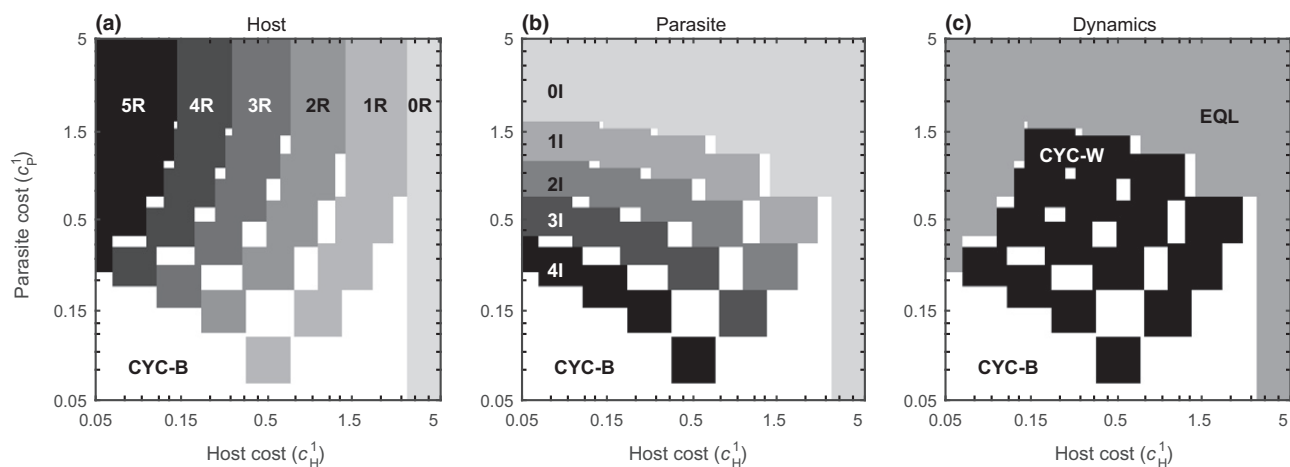
$$\frac{dI_{xy}}{dt} = \beta C_P(|y|) Q(x, y) S_x I_y - (\alpha + b + \gamma) I_{xy} \quad (9)$$

where:  $S_x$ ,  $I_y$  and  $I_{xy}$  are the densities of susceptible hosts of genotype  $x$ , hosts infected by parasite genotype  $y$  and hosts of genotype  $x$  infected by parasite genotype  $y$ ;  $N = \sum_x S_x + \sum_y I_y$  is the total population size;  $a$  and  $b$  are the baseline birth and death rates, with  $d$  equal to the strength of density-dependent competition on births and  $f$  the reduction in births due to infection;  $\alpha$ ,  $\beta$ , and  $\gamma$  are the disease-associated mortality, maximum transmission, and recovery rates.

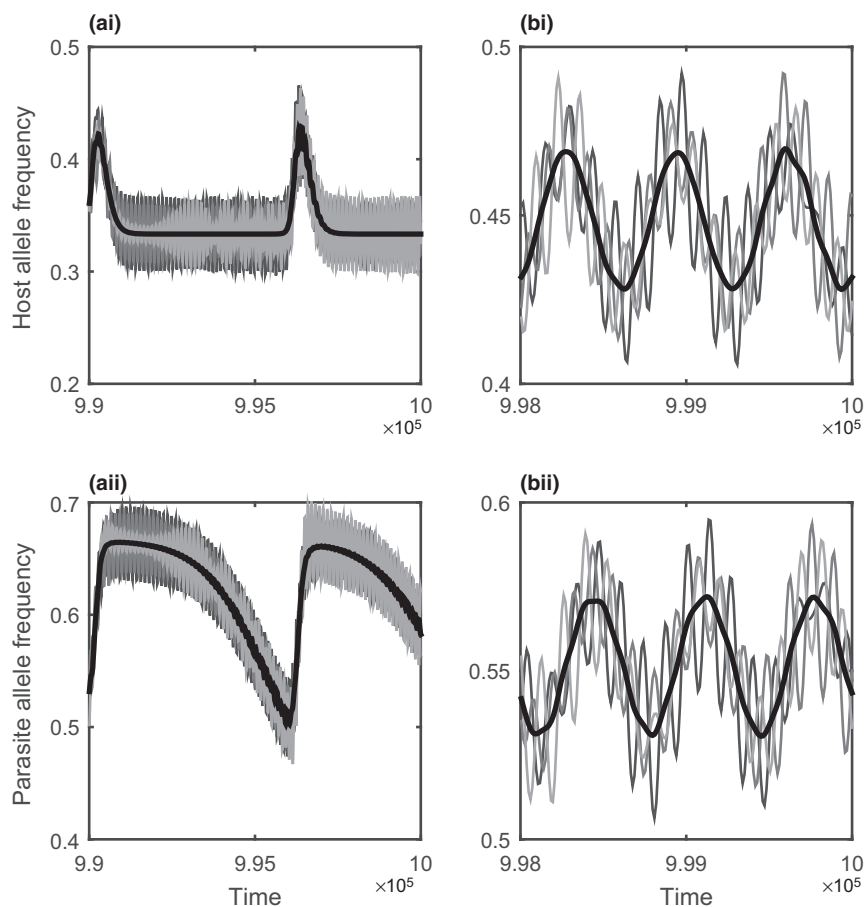
We determine the coevolutionary dynamics of the epidemiological model numerically, as the presence of ecological feedbacks and hence direct frequency-dependent selection greatly limits analytic tractability. Figure 6 shows that our key results from the non-ecological model – (1) accelerating costs can induce within-range fluctuating selection and (2) fluctuating selection within and between ranges can occur simultaneously but over contrasting timescales – carry over to the more realistic epidemiological model. One notable difference in the full epidemiological model is that coevolutionary cycles are damped unless there is full castration ( $f = 0$ ) and no recovery ( $\gamma = 0$ ), in which case the model behaves as a predator–prey system (Ashby & Gupta 2014). However, the strength of damping in the present model is typically very weak and so cycles tend to persist for a very long time.

### DISCUSSION

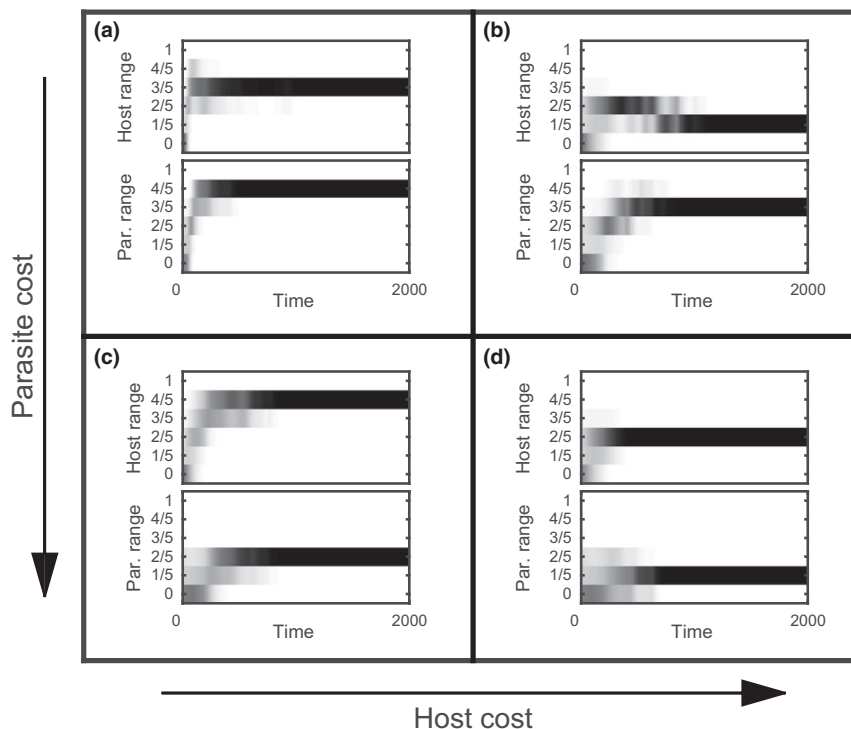
By reanalysing the core assumptions of the classic gene-for-gene (GFG) model, we have discovered a previously overlooked form of fluctuating selection. Not only does the GFG model produce fluctuating selection from specialism to generalism (cycling between ranges as predicted by existing theory; Leonard 1994; Sasaki 2000; Agrawal & Lively 2002), but it can also generate cycles between genotypes with the same level of investment but which specialise on different subsets of the population (within-range cycling). As such, matching allele (MA)-like fluctuating selection also arises in GFG models. Given the importance of these dynamics for generating and maintaining patterns of spatial and temporal diversity, and the implications for biological phenomena, such as sex



**Figure 3** Phase diagram for the coevolutionary dynamics of the non-ecological model (eqns 1–4). Each plot shows how the coevolutionary dynamics change according to host and parasite costs (using the same functions as described in Fig. 1). (a) The optimal number of resistance alleles varies between zero (0R) and five (5R), or the system may cycle between ranges (CYC-B). (b) The optimal number of infectivity alleles varies between zero (0I) and four (4I), or the system may cycle between ranges (CYC-B). (c) The system reaches equilibrium (EQL) when the host has five resistance alleles or the parasite has zero infectivity alleles, but otherwise cycles. Fluctuations may be within (CYC-W) or between ranges (CYC-B). Fixed parameters as in Fig. 1 with  $n = 5$ .



**Figure 4** Fluctuating selection within and between ranges can occur simultaneously, but usually over very different timescales. Within-range cycling tends to be much more rapid than cycling between ranges. Panels show the allele frequencies (greys) and mean range (black) of the (ai–bi) host and (aii–bii) parasite for the non-ecological model (eqns 1–4). The cost function used here is  $C_H(|x|) = 1 - c_H^1 (1 - \exp(-c_H^2 |x|)) / (1 - \exp(-c_H^2))$  for hosts, and similarly for parasites, with (a)  $c_H^1 = 0.22, c_p^1 = 0.2$ ; (b)  $c_H^1 = 0.25, c_p^1 = 0.25$ . Fixed parameters:  $a = 1, b = 0.1, c_H^2 = 3, c_p^2 = 3, d = 0.5, f = 0.5, n = 3, \alpha = 2, \beta = 2.5, \gamma = 0.5, \sigma = 0.85$ .



**Figure 5** Fitness costs may vary across the environment leading to within-range cycling in all, but at different optimal ranges. Boxes correspond to different environments with: (a) low costs, (b) high host cost, low parasite cost, (c) low host cost, high parasite cost, (d) high costs.

and mate choice, our results suggest that fluctuating selection may be much more common in nature than previously thought.

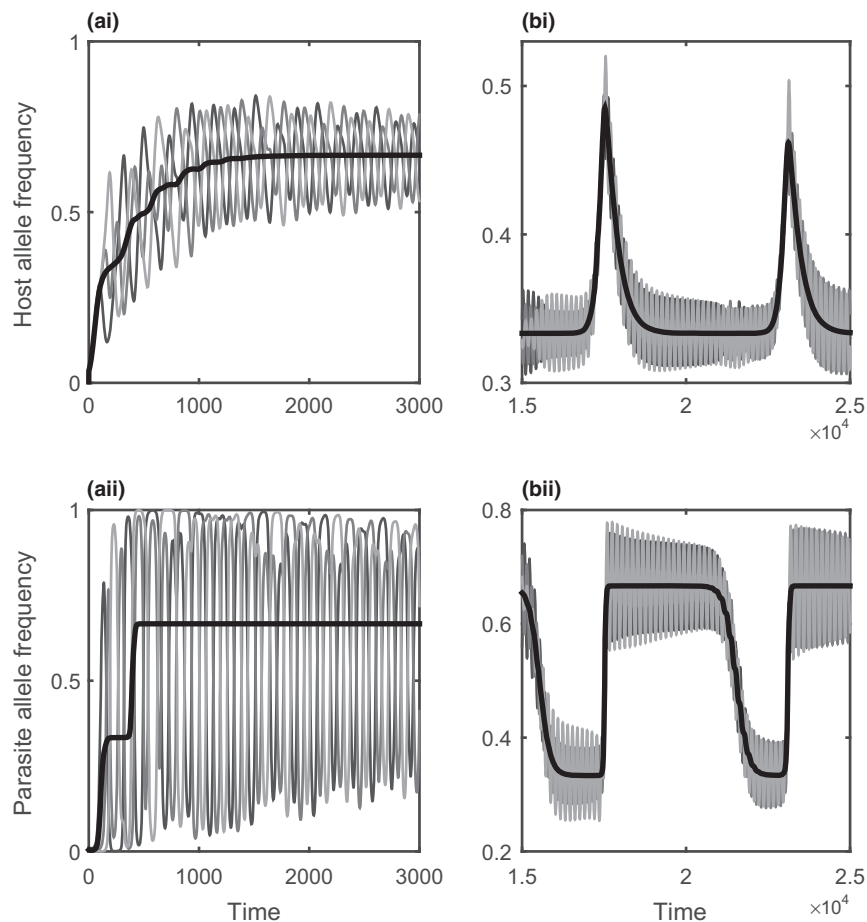
The GFG model generates within-range cycling when costs associated with generalism accelerate such that an intermediate number of alleles is optimal, at which point fluctuating selection proceeds between genotypes that have the same number of resistance or infectivity alleles, but which specialise on different subsets of the population. A key corollary of this result is that the system eventually becomes indistinguishable from an MA or inverse MA model (Fig. 2). For example, if there are 3 loci and the optimal range for hosts and parasites is  $1/3$ , then eventually only genotypes 001, 010 and 100 remain in each population. Parasites therefore specialise on a particular ‘matching’ genotype, as in the MA model. If instead the optimal host range is  $2/3$ , then eventually only host genotypes 011, 101 and 110 are present with resistance highest against parasites 100, 010 and 001, respectively (i.e. an inverse MA model). Our study therefore offers an alternative interpretation of the relationship between MA and GFG genetics: MA models can be considered subsets of the GFG framework, rather than each existing at the ends of a continuum (Parker 1994; Agrawal & Lively 2002).

A major insight from our study is that fluctuating selection within and between ranges can occur simultaneously, but typically operate over vastly different timescales (Figs 4 and 6). Fluctuating selection between ranges is typically a much slower process than within-range fluctuating selection, with average periods differing by up to two orders of magnitude in our simulations. The stark contrast in frequency can be attributed to the underlying mechanism that generates the cycles. Within-range cycling is generated by differences in specialisation,

which can readily cause large variations in fitness due to negative frequency dependence, but the advantage is short-lived. Cycling between ranges, however, is caused by differences in fitness costs, which are likely to have a relatively minor impact compared to differences in specialisation. For example, parasite genotype 011 could have a large fitness advantage over genotypes 101 and 110 when host genotypes 001 and 010 are the most common, but parasites genotypes 001 and 010 may gradually invade because they experience marginally lower fitness costs. Our numerical simulations demonstrate that the different mechanisms can lead to long periods where ranges remain roughly constant, before suddenly shifting to another level of investment (e.g. Figs 4a and 6b).

We verified our results in a more realistic epidemiological model and found that coevolutionary cycles are damped, in line with previous theory (Kouyos *et al.* 2007; Ashby & Gupta 2014). However, the strength of damping in our simulations was typically very weak, allowing fluctuating selection to be maintained over many thousands of generations. In nature, such oscillations are likely to persist indefinitely due to resonance from environmental effects (e.g. seasonal forcing; Earn *et al.* 2000), drift (Kouyos *et al.* 2007), or the synchronisation of ecological processes (e.g. annual births, May 1973). As such, epidemiology impacts the nature and likelihood of fluctuating selection qualitatively as predicted from previous theory (Kouyos *et al.* 2007; Ashby & Gupta 2014), but does not impact quantitatively on our results or change the key insights from our work.

Given the extensive history of theoretical research on the GFG framework since its inception in the 1950s (Flor 1956; Mode 1958), it is surprising that within-range fluctuating selection has been overlooked for so long, but there are several possible



**Figure 6** Fluctuating selection in the full ecological model (eqns 8–9) is broadly similar to the non-ecological model (eqns 1–4). (a) Arms race dynamics followed by within-range cycling. (b) Fluctuating selection within and between ranges can occur simultaneously, but within-range cycling tends to be much faster. Cycles are damped in the full ecological model, but the strength of damping is typically weak and is therefore likely to be dwarfed by other factors in real systems (e.g. stochasticity). Panels show the allele frequencies (greys) and mean range (black) of the (ai–bi) host and (aii–bii) parasite. Parameters and functions as in Fig. 1 with:  $a = 1$ ,  $b = 0.1$ ,  $d = 0.5$ ,  $f = 0.5$ ,  $n = 3$ ,  $\alpha = 2$ ,  $\beta = 2.5$ ,  $\gamma = 0.5$ , and (a)  $c_H^{-1} = 0.03$ ,  $c_P^{-1} = 0.15$ ; (b)  $c_H^{-1} = 0.06$ ,  $c_P^{-1} = 0.22$ .

explanations. For example, studies that consider GFG interactions at a single locus cannot generate within-range cycling due to the lack of intermediate ranges in these models (Jayakar 1970; Leonard 1977, 1994; Tellier & Brown 2007b). However, a large number of studies do consider multilocus interactions and so in principle should be able to generate within-range fluctuating selection, but instead cycle between ranges or reach a stable equilibrium (Mode 1958; Frank 1993a; Parker 1994; Sasaki 2000; Agrawal & Lively 2002; Segarra 2005; Fenton & Brockhurst 2007; Fenton *et al.* 2009). We note that Sasaki (2000) and Segarra (2005) briefly discussed how the GFG model can be ‘doubly cyclic’ in terms of genotype frequencies and range, but neither elaborated on the contrasting nature of the cycles, nor did they find within-range cycling in isolation.

The closest studies to our own are those by Sasaki (2000) and Fenton & Brockhurst (2007), who use the same core fitness functions and genetic interactions used herein. Sasaki (2000) (along with most other studies, e.g. Frank 1993a; Parker 1994; Agrawal & Lively 2002; Segarra 2005; Fenton *et al.* 2009) only considered decelerating fitness costs (negative epistasis), but as a consequence intermediate ranges are never optimal for both host and parasite and so within-range fluctuating

selection cannot occur. Fenton & Brockhurst (2007) extended Sasaki’s multilocus GFG model to consider the impact of accelerating and linear fitness costs on the coevolutionary dynamics, but while the authors found that non-negative epistasis tends to increase the likelihood of coevolutionary cycling the study did not report qualitatively new dynamics. However, we have shown that accelerating costs do generate qualitatively new dynamics in the form of within-range cycling. It is likely that these dynamics were simply overlooked, as the authors focused on the impact of epistasis on the propensity for coevolutionary cycling, rather than the nature of the cycles themselves. Moreover, within-range cycling would not have been detected if the qualitative outcomes were determined by measuring variance in individual genotype frequencies rather than variance when genotypes are grouped by resistance or infectivity range. It is noteworthy that although within-range fluctuating selection has not previously been observed in models of host–parasite coevolution, the dynamics are somewhat similar to a recent quantitative trait model of plant–herbivore coevolution, wherein periods of escalation in toxin/antitoxin production generally give way to fluctuations in the levels of different toxins and antitoxins (Speed *et al.* 2015).



The present study improves our understanding of the relationship between host–parasite genetics and fluctuating selection, with links to a wide range of biological phenomena including the evolution of sex (Maynard Smith 1978; Hamilton 1980), parasite-mediated sexual selection (Hamilton & Zuk 1982; Ashby & Boots 2015), and patterns of diversity across space and time (Clarke 1979; Meyer & Thomson 2001). The theoretical literature on the relationship between genetics and fluctuating selection has been largely driven by the so-called ‘Red Queen Hypothesis’ (RQH), which posits that antagonistic coevolution can offset costs associated with sex (Maynard Smith 1978). High genetic specificity – hence within-range, rather than between-range cycling – appears to be required to favour sex (Parker 1994) and so most RQH studies use the MA model or variants thereof (see review by Lively 2010; and discussion by Ashby & King 2015). Our demonstration that the GFG framework can indeed produce within-range cycling should renew interest in how non-MA genetic interactions affect the RQH. More generally, there is a clear need to study fluctuating selection outside the realm of MA- and GFG-based theory (Best *et al.* 2010; Ashby & Boots 2015).

Our results help to explain several empirical observations. For example, experimental coevolution of bacteria and phages has shown that: (1) fluctuating selection can simultaneously occur both within and between ranges (Lopez Pascua *et al.* 2014); (2) populations can exhibit arms race dynamics with reciprocal increases in resistance and infectivity associated with fitness costs (Scanlan *et al.* 2011); (3) arms race dynamics eventually give way to fluctuating selection between genotypes with similar ranges (Hall *et al.* 2011); (4) phages are locally adapted (Vos *et al.* 2009); and (5) changes in the environment can shift the initial dynamics from an arms race to fluctuating selection (Gómez *et al.* 2015). To the best of our knowledge, the GFG framework has never been shown to exhibit ‘true’ arms race dynamics where reciprocal increases in resistance and infectivity are not followed by subsequent decreases in range (except in the absence of fitness costs). With accelerating fitness costs, however, we see multiple reciprocal increases in resistance and infectivity until the optimal range is reached, after which the dynamics are dominated by within-range fluctuating selection (Figs 1 and 5; explains (2) and (3) above). These dynamics promote local adaptation, as even when populations have the same range the within-range cycles are likely to be out of phase with each other (explains (4) above). Furthermore, there is no single connected region in the phase-plane where cycles occur between ranges (Fig. 3) and so relatively minor changes in the environment could lead to a sudden shift from arms races to between-range fluctuating selection (explains (5) above). Another empirical example comes from a wild metapopulation of the plant *Linum marginale* and fungal pathogen *Melampsora lini* where there is considerable spatial variation in resistance and infectivity ranges (Thrall & Burdon 2003). Our model suggests this pattern can be explained by variation in fitness costs between patches leading to different optimal ranges in each population (Fig. 5). Although the notion of a geographic mosaic of coevolution due to environmental variation is well established (Thompson 2005), here we have shown that the GFG model can readily generate such patterns.

In addition to explaining existing data, our findings have a number of important implications for future empirical work. First, the detection of within-range fluctuating selection in empirical studies does not preclude fluctuating selection between ranges over longer timescales. Second, our results suggest that a low sampling rate may provide evidence of fluctuating selection between ranges without capturing higher frequency cycling within-ranges. Finally, there has been much theoretical discussion about whether the MA or GFG framework is more realistic (Frank 1993a,b, 1996; Parker 1994, 1996) and much empirical research as to whether particular systems conform to one model or the other (Dybdahl & Lively 1998; Scanlan *et al.* 2011; Luijckx *et al.* 2013). Our study makes the crucial point that the MA framework is effectively a subset of the GFG model.

In conclusion, we have shown that a simple GFG model can generate fluctuating selection both within and between levels of infectivity and defence, in contrast to previous theory. Our study clarifies the relationship between the two dominant models of infection genetics and provides a number of useful insights and predictions for empirical work. Crucially, our results suggest that not only is fluctuating selection likely to be more common in nature than previously thought, but also rapid cycling between genotypes with similar levels of infectivity and defence should be widespread.

#### ACKNOWLEDGEMENTS

We thank A. Best for helpful discussions on the model and three anonymous referees for useful comments on the manuscript. This work was supported by the Natural Environment Research Council (NE/N014979/1 and NE/K014617/1).

#### AUTHORSHIP

BA and MB conceived the study and wrote the manuscript. BA analysed the theoretical model.

#### DATA ACCESSIBILITY

Simulation code is available in the supporting information.

#### REFERENCES

- Agrawal, A.F. & Lively, C.M. (2002). Infection genetics: gene-for-gene versus matching-alleles models and all points in between. *Evol. Ecol. Res.*, 4, 79–90.
- Agrawal, A.F. & Lively, C.M. (2003). Modelling infection as a two-step process combining gene-for-gene and matching-allele genetics. *Proc. R. Soc. B*, 270, 323–334.
- Ashby, B. & Boots, M. (2015). Coevolution of parasite virulence and host mating strategies. *Proc. Natl Acad. Sci.*, 112, 13290–13295.
- Ashby, B. & Gupta, S. (2014). Parasitic castration promotes coevolutionary cycling but also imposes a cost on sex. *Evolution*, 68, 2234–2244.
- Ashby, B. & King, K.C. (2015). Diversity and the maintenance of sex by parasites. *J. Evol. Biol.*, 28, 511–520.
- Ashby, B., Gupta, S. & Buckling, A. (2014a). Effects of epistasis on infectivity range during host–parasite coevolution. *Evolution*, 68, 2972–2982.

- Ashby, B., Gupta, S. & Buckling, A. (2014b). Spatial structure mitigates fitness costs in host-parasite coevolution. *Am. Nat.*, 183, E64–E74.
- Bangham, J., Obbard, D.J., Kim, K.-W., Haddrill, P.R. & Jiggins, F.M. (2007). The age and evolution of an antiviral resistance mutation in *Drosophila melanogaster*. *Proc. Biol. Sci.*, 274, 2027–2034.
- Best, A., White, A., Kisdí, E., Antonovics, J., Brockhurst, M.A. & Xx, B.M. (2010). The Evolution of Host-Parasite Range. *Am. Nat.*, 176, 63–71.
- Bohannan, B.J.M. & Lenski, R.E. (2000). Linking genetic change to community evolution: insights from studies of bacteria and bacteriophage. *Ecol. Lett.*, 3, 362–377.
- Boots, M., White, A., Best, A. & Bowers, R. (2014). How specificity and epidemiology drive the coevolution of static trait diversity in hosts and parasites. *Evolution*, 68, 1594–1606.
- Buckling, A. & Rainey, P.B. (2002). Antagonistic coevolution between a bacterium and a bacteriophage. *Proc. R. Soc. B*, 269, 931–936.
- Clarke, B.C. (1979). The evolution of genetic diversity. *Proc. R. Soc. B*, 205, 453–474.
- Decaestecker, E., Gaba, S., Raeymaekers, J.A.M., Stoks, R., Van Kerckhoven, L., Ebert, D. *et al.* (2007). Host-parasite “Red Queen” dynamics archived in pond sediment. *Nature*, 450, 870–873.
- Dybdahl, M.F. & Lively, C.M. (1998). Host-parasite coevolution: evidence for rare advantage and time-lagged selection in a natural population. *Evolution*, 52, 1057–1066.
- Earn, D.J.D., Rohani, P., Bolker, B.M. & Grenfell, B.T. (2000). Simple model for complex dynamical transitions in epidemics. *Science*, 287, 667–671.
- Fenton, A. & Brockhurst, M.A. (2007). Epistatic interactions alter dynamics of multilocus gene-for-gene coevolution. *PLoS ONE*, 2, e1156.
- Fenton, A., Antonovics, J. & Brockhurst, M.A. (2009). Inverse-gene-for-gene infection genetics and coevolutionary dynamics. *Am. Nat.*, 174, E230–E242.
- Fenton, A., Antonovics, J. & Brockhurst, M.A. (2012). Two-step infection processes can lead to coevolution between functionally independent infection and resistance pathways. *Evolution*, 66, 2030–2041.
- Flor, H.H. (1956). The complementary genetic systems in flax and flax rust. *Adv. Genet.*, 8, 29–54.
- Flores, C.O., Meyer, J.R., Valverde, S., Farr, L. & Weitz, J.S. (2011). Statistical structure of host-phage interactions. *Proc. Natl Acad. Sci. USA*, 108, E288–E297.
- Frank, S.A. (1993a). Coevolutionary genetics of plant pathogens. *Evol. Ecol.*, 7, 45–75.
- Frank, S.A. (1993b). Specificity versus detectable polymorphism in host-parasite genetics. *Proc. R. Soc. B*, 254, 191–197.
- Frank, S.A. (1996). Problems inferring the specificity of plant-pathogen genetics. *Evol. Ecol.*, 10, 323–325.
- Gomez, P. & Buckling, A. (2011). Bacteria-phage antagonistic coevolution in soil. *Science*, 332, 106–109.
- Gómez, P., Ashby, B. & Buckling, A. (2015). Population mixing promotes arms race host-parasite coevolution. *Proc. R. Soc. B*, 282, 20142297.
- Grosberg, R.K. & Hart, M.W. (2000). Mate selection and the evolution of highly polymorphic self/nonself recognition genes. *Science*, 289, 2111–2114.
- Haldane, J.B.S. & Jayakar, S.D. (1963). Polymorphism due to selection of varying direction. *J. Genet.*, 58, 237–242.
- Hall, A.R., Scanlan, P.D., Morgan, A.D. & Buckling, A. (2011). Host-parasite coevolutionary arms races give way to fluctuating selection. *Ecol. Lett.*, 14, 635–642.
- Hamilton, W.D. (1980). Sex versus non-sex versus parasite. *Oikos*, 35, 282–290. JSTOR.
- Hamilton, W.D. & Zuk, M. (1982). Heritable true fitness and bright birds: a role for parasites? *Science*, 218, 384–387.
- Jayakar, S.D. (1970). A mathematical model for interaction of gene frequencies in a parasite and its host. *Theor. Popul. Biol.*, 1, 140–164.
- Kouyos, R.D., Salath, M.é. & Bonhoeffer, S. (2007). The Red Queen and the persistence of linkage-disequilibrium oscillations in finite and infinite populations. *BMC Evol. Biol.*, 7, 211.
- Leonard, K.J. (1977). Selection pressures and plant pathogens. *Ann. New York Acad. Sci.*, 287, 207–222.
- Leonard, K.J. (1994). Stability of equilibria in a gene-for-gene coevolution model of host-parasite interactions. *Phytopathology*, 84, 70.
- Lively, C.M. (2010). A review of Red Queen models for the persistence of obligate sexual reproduction. *J. Hered.*, 101, S13–S20.
- Lopez Pascua, L., Hall, A.R., Best, A., Morgan, A.D., Boots, M. & Buckling, A. (2014). Higher resources decrease fluctuating selection during host-parasite coevolution. *Ecol. Lett.*, 17, 1380–1388.
- Luijckx, P., Fienberg, H., Duneau, D. & Ebert, D. (2013). A matching-allele model explains host resistance to parasites. *Curr. Biol.*, 23, 1085–1088. Elsevier Ltd.
- May, R.M. (1973). On relationships among various types of population models. *Am. Nat.*, 107, 46–57. JSTOR.
- Maynard Smith, J. (1978). *The Evolution of Sex*. Cambridge University Press, Cambridge, UK.
- Meyer, D. & Thomson, G. (2001). How selection shapes variation of the human major histocompatibility complex: a review. *Ann. Hum. Genet.*, 65, 1–26.
- Mizoguchi, K., Morita, M., Fischer, C.R., Yoichi, M., Tanji, Y. & Unno, H. (2003). Coevolution of bacteriophage PP01 and *Escherichia coli* O157: H7 in continuous culture. *Appl. Environ. Microbiol.*, 69, 170–176. Am Soc Microbiol.
- Mode, C.J. (1958). A mathematical model for the co-evolution of obligate parasites and their hosts. *Evolution*, 12, 158–165.
- Parker, M.A. (1994). Pathogens and sex in plants. *Evol. Ecol.*, 8, 560–584.
- Parker, M.A. (1996). The nature of plant-parasite specificity. *Evol. Ecol.*, 10, 319–322. Kluwer Academic Publishers.
- Peters, A.D. & Lively, C.M. (1999). The Red Queen and fluctuating epistasis: a population genetic analysis of antagonistic coevolution. *Am. Nat.*, 154, 393–405.
- Sasaki, A. (2000). Host-parasite coevolution in a multilocus gene-for-gene system. *Proc. R. Soc. B*, 267, 2183–2188.
- Scanlan, P.D., Hall, A.R., Lopez-Pascua, L.D.C. & Buckling, A. (2011). Genetic basis of infectivity evolution in a bacteriophage. *Mol. Ecol.*, 25, 1–9.
- Segarra, J. (2005). Stable polymorphisms in a two-locus gene-for-gene system. *Phytopathology*, 95, 728–736.
- Seger, J. & Hamilton, W.D. (1988). Parasites and sex. *Evol. Sex*, 17, 6–193.
- Speed, M.P., Fenton, A., Jones, M.G., Ruxton, G.D. & Brockhurst, M.A. 2015. Coevolution can explain defensive secondary metabolite diversity in plants.
- Tellier, A. & Brown, J.K.M. (2007a). Polymorphism in multilocus host parasite coevolutionary interactions. *Genetics*, 177, 1777–1790.
- Tellier, A. & Brown, J.K.M. (2007b). Stability of genetic polymorphism in host-parasite interactions. *Proc. Biol. Sci.*, 274, 809–817.
- Thompson, J.N. 2005. *The Geographic Mosaic of Coevolution*. University of Chicago Press, Chicago, IL, USA.
- Thompson, J.N. & Burdon, J.J. (1992). Gene-for-gene coevolution between plants and parasites. *Nature*, 360, 121–125.
- Thrall, P.H. & Burdon, J.J. (2003). Evolution of virulence in a plant host-pathogen metapopulation. *Science*, 299, 1735–1737.
- Vos, M., Birkett, P.J., Birch, E., Griffiths, R.I. & Buckling, A. (2009). Local adaptation of bacteriophages to their bacterial hosts in soil. *Science*, 325, 833.
- Yu, P. 1972. Some host parasite genetic interaction models. *Theor. Popul. Biol.*, 3:347–357.

## SUPPORTING INFORMATION

Additional Supporting Information may be found online in the supporting information tab for this article.

Editor, Minus van Baalen

Manuscript received 17 August 2016

First decision made 30 September 2016

Second decision made 13 December 2016

Manuscript accepted 19 December 2016