



Citation for published version:

Quilter, H, Hutchby, M, Davidson, M & Jones, M 2017, 'Polymerisation of a terpene-derived lactone: A bio-based alternative to ϵ -caprolactone', *Polymer Chemistry*, vol. 8, no. 5, pp. 833-837.
<https://doi.org/10.1039/C6PY02033J>

DOI:

[10.1039/C6PY02033J](https://doi.org/10.1039/C6PY02033J)

Publication date:

2017

Document Version

Peer reviewed version

[Link to publication](#)

Publisher Rights

CC BY

University of Bath

Alternative formats

If you require this document in an alternative format, please contact:
openaccess@bath.ac.uk

General rights

Copyright and moral rights for the publications made accessible in the public portal are retained by the authors and/or other copyright owners and it is a condition of accessing publications that users recognise and abide by the legal requirements associated with these rights.

Take down policy

If you believe that this document breaches copyright please contact us providing details, and we will remove access to the work immediately and investigate your claim.



Cite this: DOI: 10.1039/c6py02033j

Received 21st November 2016,
Accepted 20th December 2016

DOI: 10.1039/c6py02033j

www.rsc.org/polymers

Polymerisation of a terpene-derived lactone: a bio-based alternative to ϵ -caprolactone†

Helena C. Quilter,^{a,b} Marc Hutchby,^b Matthew G. Davidson^b and Matthew D. Jones^{*b}

A high-yielding 4-step process for converting a naturally occurring terpene, β -pinene, into a substituted ϵ -caprolactone is herein reported. Investigations into the ring-opening polymerisation and copolymerisation of this monomer are also described.

Dwindling fossil fuel supply and growing environmental concerns have increased demand for new renewable, biodegradable plastics.^{1–4} One such plastic is poly(lactide) (PLA), an aliphatic polyester derived from starchy biomass *via* ring-opening polymerisation (ROP) of the cyclic monomer lactide (LA).^{5–8} The physical properties (*e.g.* rate of degradation, gas permeability) of PLA can be altered by copolymerisation with other cyclic esters, such as petrochemically-derived ϵ -caprolactone (CL).⁹ This is an essential method as it widens the usage of PLA in biomedical and engineering applications.^{10,11} For example, poly(lactide-*co*-caprolactone) has improved mechanical properties (impact and elongation strengths), and biodegrades more rapidly than PLA alone.¹² Renewable routes to ϵ -caprolactone such as Heeres' route from HMF (which can be derived from D-fructose)¹³ or, alternatively, novel bio-derived substituted caprolactones are highly desirable. Caprolactone is an important industrial chemical and is produced on multi-tonne scale *via* oxidation of cyclohexane.¹⁴

A growing source of bio-derived monomers are terpenes and terpenoids.^{15–17} These naturally occurring molecules are widely utilised in the flavourings and fragrance industries and are the principle component of essential oils in many plants.¹⁸ Some of the most commonly occurring terpenes are the cyclic monoterpenes α - and β -pinene (from gum turpentine, crude sulphate turpentine) and D-limonene (from citrus waste), as well as the simplest terpene: isoprene.^{15–17,19,20} The abundance of double bonds in terpenes allows for cationic and

radical polymerisation, as well as epoxidation as a route to biodegradable oxygenated polymers, as reported for limonene oxide^{21,22} and α -pinene oxide.²³

While few examples of terpenoid monomers suitable for ROP are available, Hillmyer and co-workers have reported the use of substituted monomers derived from oxidised menthol²⁴ and carvone²⁵ for the production of functional polyesters and elastomers *via* block copolymerisation with LA. Building on this work, Winnacker and co-workers reported a method for producing oligoamides from menthone following a similar concept to the synthesis of poly(caprolactam) (nylon 6) from petrochemically-derived cyclohexanone.²⁶ Bio-based polyamide monomers are also highly desirable, with the current scope being somewhat limited, particularly for functionalised polyamides.²⁷

While menthol has shown potential in this area, its annual production of around 19 000 tonnes²⁸ is somewhat limiting for development of commodity materials. The production of turpentine, however, is estimated at 350 000 tonnes per annum, of which up to almost a third may be β -pinene.²⁹ The work reported herein aims to widen the library of bio-based monomers for ROP available from terpene feedstocks by developing a process of converting abundant, naturally occurring β -pinene into 4-isopropylcaprolactone (4-ⁱPrCL) and its subsequent polymerisation. An intermediate in this process, 4-isopropylcyclohexanone, could also be converted to a lactam *via* Beckmann rearrangement to prepare a bio-based monomer for functionalised polyamides, similar to nylon. While 4-ⁱPrCL has been previously synthesised as a product in enantioselective Baeyer–Villiger oxidation reactions,^{30,31} to the best of our knowledge its polymerisation has not been reported nor has it been prepared from a naturally occurring starting material. We herein report the preparation of 4-ⁱPrCL from β -pinene in 4 high yielding steps (see Fig. 1), overall yield 64%.

Ozonolysis of β -pinene afforded the terpenoid (+)-nopinone (**1**) on a 30 g scale, with characterisation matching literature data.³² Lewis acid promoted isomerisation of **1**³³ was found to cleave the strained *cis*-cyclobutane ring to produce exclusively the monocyclic product (\pm)-cryptone (**2**) in high yield. No

^aDoctoral Training Centre in Sustainable Chemical Technologies, University of Bath, Bath BA2 7AY, UK

^bDepartment of Chemistry, University of Bath, Bath, BA2 7AY, UK.

E-mail: mj205@bath.ac.uk

† Electronic supplementary information (ESI) available: Full characterisation of monomer and polymer. See DOI: 10.1039/c6py02033j



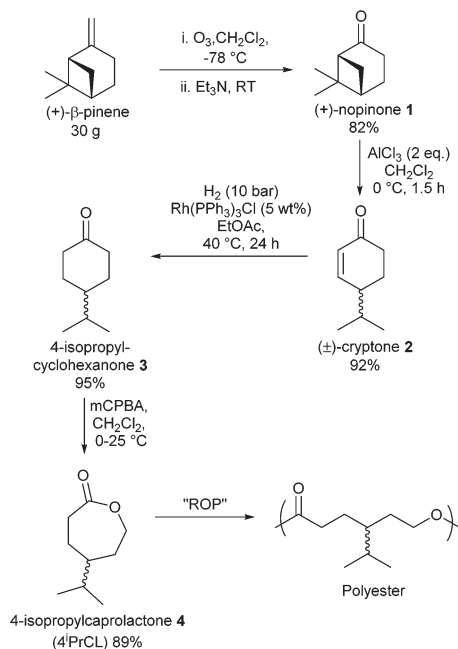


Fig. 1 Synthesis of 4-isopropylcaprolactone from β-pinene in 4 steps and its subsequent polymerisation to poly(4-isopropylcaprolactone).

isomeric by-products were observed on a 10 g scale, evident by the absence of unconjugated alkene resonances in the ^1H NMR spectrum. This contrasts with the mixture of alkene products observed in this rearrangement by Mori, who additionally reported a 6-step synthesis of enantiopure (+)-cryptone from another terpenoid: perillyl alcohol.³³ Hydrogenation, with Wilkinson's catalyst with H_2 at 10 bar and 40°C in EtOAc gave quantitative conversion of the alkene to the desired saturated ketone 3. Baeyer–Villiger oxidation of 3 or commercially available 4-isopropylcyclohexanone (Fluorochem) with *meta*-chloroperoxybenzoic acid (*m*-CPBA) gave the desired lactone 4 in good yields after purification *via* column chromatography, and was characterised by NMR (^1H and $^{13}\text{C}\{^1\text{H}\}$), GC-MS and ESI-MS.† We have also shown it is possible to prepare the oxime from 3 (produced from β-pinene) and the subsequent Beckmann rearrangement yields the lactam, thus this methodology could have benefits for polyamide production.†

This route represents a laboratory scale proof of principle to establish the feasibility of utilization of abundant terpenes for monomer and polyester synthesis. However, it is encouraging that all four steps to achieve monomer, 4, are common transformations that are amenable to scale-up through standard process development methodologies.

A range of four initiators were investigated for the polymerisations (Table 1). Tin(II) 2-ethylhexanoate $\{\text{Sn}(\text{oct})_2\}$ and diethylzinc/benzyl alcohol systems, favoured by Hillmyer and Tolman,^{24,25} were chosen for their industrial relevance. Two zirconium complexes (Fig. 2), which have previously been shown to be stereoselective in the ROP of *rac*-LA, were chosen to investigate the potential for stereoselective enchainment of

Table 1 Selected polymerisation data

Entry	Initiator	Time/h	Temp./°C	Con. ^a /%	M_n ^b	PDI ^b
1	ZnEt ₂ /BnOH	2	100	91	22 500	1.34
2	ZnEt ₂ /BnOH	24	80	44	16 700	1.19
3	ZnEt ₂ /BnOH	24	40	14	16 300	1.35
4	Sn(oct) ₂	4	100	74	32 000	1.55
5	Zr(bis)(O ⁱ Pr) ₂	2	100	99	11 500	1.46
6	Zr(bis)(O ⁱ Pr) ₂	24	80	88	5700	1.18
7	Zr(tris)(O ⁱ Pr)	24	100	96	11 400	1.42
8	Zr(tris)(O ⁱ Pr)	24	80	66	3200	1.29
9 ^c	ZnEt ₂ /BnOH	2	100	95	4900	1.54
10 ^c	Zr(bis)(O ⁱ Pr) ₂	2	100	95	4900	1.52
11 ^c	Zr(tris)(O ⁱ Pr)	24	100	96	3400	1.57

All polymerisations performed solvent free except entries 4, 6 and 7 which were conducted in toluene. For all entries $[\text{M}]:[\text{I}] = 100$. ^a Determined from the crude ^1H NMR spectrum. ^b Determined by GPC (THF), using polystyrene standards. ^c Monomer produced from β-pinene. The predicted molecular weight can be calculated by the following equation: $(156 \times M_{\text{eq}} \times \text{conversion})/I_{\text{eq}} + \text{end group}$.

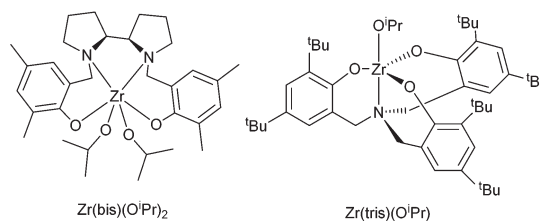


Fig. 2 Structures of zirconium initiators used in this study.

the racemic monomer 4. A zirconium amine(trisphenolate) complex, $\{\text{Zr}(\text{tris})(\text{O}^i\text{Pr})\}$, which shows heterotactic bias with *rac*-LA³⁴ and a zirconium bipyrollidine-based salan complex, $\{\text{Zr}(\text{bis})(\text{O}^i\text{Pr})_2\}$, which exhibits an isotactic bias with *rac*-LA.³⁵

Generally, polymerisations were performed solvent free at 100°C or in toluene at 80°C , with a monomer (*M*) to initiator (*I*) ratio of 100:1. Benzyl alcohol was added as co-initiator if required to generate the necessary metal alkoxide for ROP. Polymers were found to be thick, colourless gels with low glass transition temperatures ($T_g \approx -50^\circ\text{C}$), see ESI Fig. S18.† ^1H NMR spectra are consistent with the expected polyester resulting from the ROP of 4, with the structure confirmed by MALDI-TOF analysis (Table 1, entry 6), showing repeat units of 156.20 Da, as expected. A series was observed which was capped by an isopropoxide group *via* insertion from the initiator. A second series was also evident, corresponding to cyclic oligomers – the product of intramolecular transesterification, a common competing side-reaction in ROP.

The ROP of 4 (prepared with commercial 3) with ZnEt₂/BnOH was found to proceed rapidly at 100°C , with quantitative conversion to polymer within 2 h. $\{\text{Sn}(\text{oct})_2\}$ afforded a conversion of 74% conversion after 4 hours although a broad PDI and exaggerated M_n could be indicative of transesterification. Kinetics with ZnEt₂/BnOH were investigated by varying the time intervals for polymerisation, giving a first order rate constant, k_{app} of $1.7 \times 10^{-2} \text{ min}^{-1}$ (ESI, Fig. S13†). The poly-



merisation was found to be poorly controlled in terms of molecular weight and polydispersity, which led to studies with the Zr(IV) complexes.

The polymerisation of β -pinene-derived **4** was performed under analogous conditions (Table 1, entries 9–11). The conversion was observed to be similar to the monomer from commercial 4-¹PrCL, although the molecular weights of the polymers were reduced and broader polydispersities were observed. The ROP of **4** with {Zr(tris)(OⁱPr)} (100 °C, solvent-free, [4]:[Zr] = 100) was further investigated, from commercial **3**. Reasonable control over the polymerisation was observed (Fig. 3). The M_n was found to increase in a linear fashion with conversion, while the PDI remained fairly constant, although some control was lost at high conversions. Near quantitative conversion (96%) was observed after 24 h with [M]:[I] = 100, with rate constant, $k_{app} = 2.4 \times 10^{-3} \text{ min}^{-1}$ (see ESI, Fig. S14†). Solution-state kinetics were also investigated on an NMR scale

with this system in d⁸-toluene at 80 °C, with the k_{app} found to be slower by an order of magnitude than for solvent-free ($k_{app} = 2.0 \times 10^{-4} \text{ min}^{-1}$, ESI Fig. S15†). The controlled nature of the polymerisation was further investigated by varying [M]:[I]. While generally the M_n was observed to increase relative to the concentration of monomer, at lower initiator loadings, the polymerisation did not reach completion even after 72 h. DSC analysis of these polymer products showed slight variation in the T_g with the molecular weight of the polymer (ESI, Table S1†). The rate of polymerisation with {Zr(bis)(OⁱPr)₂} was investigated in d⁸-toluene at 60 °C and found to proceed readily ($k_{app} = 29.6 \times 10^{-3} \text{ min}$, see ESI Fig. S16†), polymer from commercial **3**.†

Copolymerisation studies with *l*- and *rac*-LA were also conducted, with the aim of preparing copolymers with different ratios of each monomer *via* “one-pot” or sequential addition respectively (see Table 2). Investigations were initially conducted with *l*-LA to produce purely isotactic LA regions in polymer products. In all cases the conversion of *l*-LA was higher than for **4**, particularly for entries with higher [LA]:[4], indicating that the relative rate of enchainment for lactide monomers is faster than for the substituted caprolactone. Polymer products were generally found to be low molecular weight. Copolymerisations were then attempted with {Zr(bis)(OⁱPr)₂} – both neat and in solution (Table 2, entries 5–10) with 4-¹PrCL derived from β -pinene. In all cases a high conversion of both LA and **4** was observed, and DOSY analysis of a random (“one-pot”) copolymer (Table 2, entry 14) was consistent with copolymer formation (see ESI, Fig. S25†). Attempts to sequentially form block copolymers (Table 2, entries 11–13) were performed with both zirconium-based initiators. Again, higher conversion of both monomers was observed with {Zr(bis)(OⁱPr)₂}. When monomer **4** was added first followed by the addition of LA after 24 h (entry 12) very low conversion of both monomers was observed. DSC analysis (Table 2, entries 11 & 13) were found to have $T_m = 137.9 \text{ °C}$ and

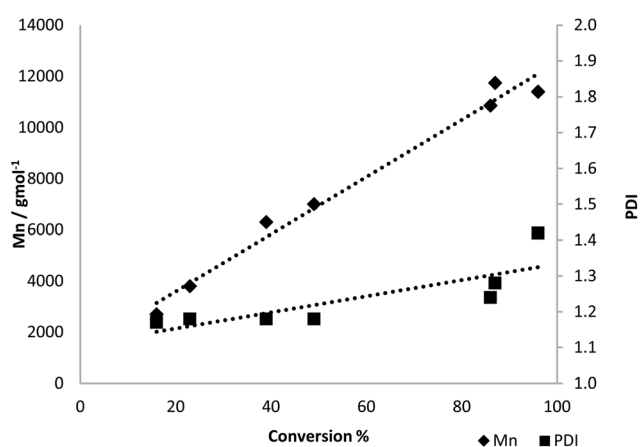


Fig. 3 Graph showing the relationship between conversion and M_n or PDI. Conditions = [4]:[Zr(tris)(OⁱPr)] = 100, 100 °C, solvent-free, 0–24 h. Using **4** derived from commercial **3**.

Table 2 Selected copolymerisation data with LA

Entry	Initiator	LA	[LA]:[4]	Time/h	Temp./°C	Con. ^a / % LA	Con. ^a / % 4	M_n^b	PDI ^b
1	Zr(tris)(O ⁱ Pr)	<i>l</i> -LA	25:75	48	100	99	90	4540	1.42
2	Zr(tris)(O ⁱ Pr)	<i>l</i> -LA	50:50	48	100	99	90	3800	1.46
3	Zr(tris)(O ⁱ Pr)	<i>l</i> -LA	75:25	48	100	85	45	4570	1.23
4	Zr(tris)(O ⁱ Pr)	<i>l</i> -LA	85:15	48	100	85	44	6870	1.32
5 ^e	Zr(bis)(O ⁱ Pr) ₂	<i>l</i> -LA	50:50	2	100	96	89	4900	2.00
6 ^e	Zr(bis)(O ⁱ Pr) ₂	<i>l</i> -LA	25:75	2	100	98	91	4600	1.79
7 ^e	Zr(bis)(O ⁱ Pr) ₂	<i>l</i> -LA	75:25	2	100	98	87	7500	1.67
8 ^e	Zr(bis)(O ⁱ Pr) ₂	<i>l</i> -LA	50:50	6	80	96	84	4600	1.42
9 ^e	Zr(bis)(O ⁱ Pr) ₂	<i>l</i> -LA	25:75	6	80	96	89	3350	1.51
10 ^e	Zr(bis)(O ⁱ Pr) ₂	<i>l</i> -LA	75:25	6	80	96	80	6860	1.39
11 ^c	Zr(tris)(O ⁱ Pr)	<i>l</i> -LA	50:50	24 + 24	80	99	31	7900	1.15
12 ^d	Zr(tris)(O ⁱ Pr)	<i>l</i> -LA	50:50	24 + 24	80	22	37	2020	2.32
13 ^c	Zr(bis)(O ⁱ Pr) ₂	<i>rac</i> -LA	50:50	24 + 4	80	93	91	6220	1.19
14	Zr(bis)(O ⁱ Pr) ₂	<i>rac</i> -LA	50:50	24	80	92	74	9160	1.72

All polymerisations performed neat except entries 8, 9 and 10 which were conducted in toluene. ^a Determined from analysis of the crude ¹H NMR spectrum. ^b As determined by GPC (THF), using polystyrene standards. ^c LA added first, addition of 4-¹PrCL after 24 h. ^d 4-¹PrCL added first. ^e 4-¹PrCL monomer prepared from β -pinene.



139.3 °C, slightly lower than expected for pure PLLA. However, DOSY analysis of entry 13 (see ESI, Fig. S28†) showed the polymer product to be a mixture of poly(4) and poly(lactide), rather than a block copolymer.

We have reported the preparation of 4-isopropyl-ε-caprolactone as a new monomer for ROP. This monomer can be prepared on a multigram scale from an abundant, cheap, renewable feedstock: β-pinene. In this paper we have used 4 derived directly from β-pinene or from commercially available 3. The polymer fully produced *via* the β-pinene route has a lower M_n , this may well be due to small contaminants from the ozonolysis step, which then act as chain transfer agents. Work is on-going to investigate the nature of this apparent difference.

Investigation of its polymerisation to a low- T_g polymer highlights its potential application as a bio-based alternative to petrochemically-derived ε-caprolactone. Promising copolymerisation data with *rac*-LA and *L*-LA suggest that 4 provides a means of enhancing the range of available renewable aliphatic polyester materials. Work is ongoing to further investigate the potential for copolymerisation with this monomer and to optimise a synthetic route to facilitate the scale-up of the process from, with particular emphasis on the Baeyer-Villiger oxidation step. The polymers reported herein complement and expand the existing body of literature concerning the utilisation of terpenes. Recent work has focused on the preparation of epoxides or anhydrides from terpenes as a route to producing polycarbonates or polyesters.^{36–40} In these reports the thermal properties of the polymer have been modified by the incorporation of a renewable aliphatic moiety. This research is generally focused on production of high T_g materials, whereas the work reported herein also demonstrates their utility as drop in replacements for low T_g polymers. For terpene based monomers to fulfil their potential several strands of research are necessary.

We wish to thank the EPSRC for funding (i) EP/L016354/1, CDT in sustainable chemical technologies (HQ and MGD); (ii) EP/K014889/1, terpene-based manufacturing for sustainable chemical feedstocks (MH, MDJ, MGD); (iii) the mass spectrometry service in Swansea for MALDI-ToF facilities.

Notes and references

- C. Vilela, A. F. Sousa, A. C. Fonseca, A. C. Serra, J. F. J. Coelho, C. S. R. Freire and A. J. D. Silvestre, *Polym. Chem.*, 2014, **5**, 3119–3141.
- K. Yao and C. Tang, *Macromolecules*, 2013, **46**, 1689–1712.
- M. J.-L. Tschan, E. Brulé, P. Haquette and C. M. Thomas, *Polym. Chem.*, 2012, **3**, 836–851.
- A. Llevot, P.-K. Dannecker, M. von Czapiewski, L. C. Over, Z. Söyler and M. A. R. Meier, *Chem. – Eur. J.*, 2016, **22**, 11510–11521.
- C. K. Williams and M. A. Hillmyer, *Polym. Rev.*, 2008, **48**, 1–10.
- M. J. Stanford and A. P. Dove, *Chem. Soc. Rev.*, 2010, **39**, 486–494.
- B. D. Ulery, L. S. Nair and C. T. Laurencin, *J. Polym. Sci., Part B: Polym. Phys.*, 2011, **49**, 832–864.
- R. Auras, B. Harte and S. Selke, *Macromol. Biosci.*, 2004, **4**, 835–864.
- M. Hiljanen-Vainio, T. Karjalainen and J. Seppälä, *J. Appl. Polym. Sci.*, 1996, **59**, 1281–1288.
- R. M. Rasal, A. V. Janorkar and D. E. Hirt, *Prog. Polym. Sci.*, 2010, **35**, 338–356.
- L. Wang, Z. Zhang, H. Chen, S. Zhang and C. Xiong, *J. Polym. Res.*, 2010, **17**, 77–82.
- J. M. Becker and A. P. Dove, in *Green Polymerization Methods*, Wiley-VCH Verlag GmbH & Co. KGaA, 2011, pp. 201–220.
- T. Buntara, S. Noel, P. H. Phua, I. Melián-Cabrera, J. G. de Vries and H. J. Heeres, *Angew. Chem., Int. Ed.*, 2011, **50**, 7083–7087.
- S. Schmidt, C. Scherkus, J. Muschiol, U. Menyes, T. Winkler, W. Hummel, H. Gröger, A. Liese, H.-G. Herz and U. T. Bornscheuer, *Angew. Chem., Int. Ed.*, 2015, **54**, 2784–2787.
- M. Winnacker and B. Rieger, *ChemSusChem*, 2015, **8**, 2455–2471.
- P. A. Wilbon, F. Chu and C. Tang, *Macromol. Rapid Commun.*, 2013, **34**, 8–37.
- J. M. Bolton, M. A. Hillmyer and T. R. Hoye, *ACS Macro Lett.*, 2014, **3**, 717–720.
- A. Corma, S. Iborra and A. Velty, *Chem. Rev.*, 2007, **107**, 2411–2502.
- J. Zhao and H. Schlaad, in *Bio-synthetic Polymer Conjugates*, Springer, Berlin, Heidelberg, 2012, pp. 151–190.
- M. Golets, S. Ajaikumar and J.-P. Mikkola, *Chem. Rev.*, 2015, **115**, 3141–3169.
- C. M. Byrne, S. D. Allen, E. B. Lobkovsky and G. W. Coates, *J. Am. Chem. Soc.*, 2004, **126**, 11404–11405.
- F. Auriemma, C. De Rosa, M. R. Di Caprio, R. Di Girolamo and G. W. Coates, *Macromolecules*, 2015, **48**, 2534–2550.
- C. Robert, F. de Montigny and C. M. Thomas, *Nat. Commun.*, 2011, **2**, 586.
- D. Zhang, M. A. Hillmyer and W. B. Tolman, *Biomacromolecules*, 2005, **6**, 2091–2095.
- J. R. Lowe, M. T. Martello, W. B. Tolman and M. A. Hillmyer, *Polym. Chem.*, 2011, **2**, 702–708.
- M. Winnacker, S. Vagin, V. Auer and B. Rieger, *Macromol. Chem. Phys.*, 2014, **215**, 1654–1660.
- M. Winnacker and B. Rieger, *Macromol. Rapid Commun.*, 2016, **37**, 1391–1413.
- J.-G. Yin, G.-C. Xu, G.-W. Zheng and J.-H. Xu, *Appl. Biochem. Biotechnol.*, 2015, **176**, 1102–1113.
- A. Gandini and T. M. Lacerda, *Prog. Polym. Sci.*, 2015, **48**, 1–39.
- L. Zhou, X. Liu, J. Ji, Y. Zhang, X. Hu, L. Lin and X. Feng, *J. Am. Chem. Soc.*, 2012, **134**, 17023–17026.
- B. G. Kyte, P. Rouvière, Q. Cheng and J. D. Stewart, *J. Org. Chem.*, 2004, **69**, 12–17.



- 32 T. Szuppa, A. Stolle, B. Ondruschka and W. Hopfe, *ChemSusChem*, 2010, **3**, 1181–1191.
- 33 K. Mori, *Tetrahedron: Asymmetry*, 2006, **17**, 2133–2142.
- 34 A. J. Chmura, M. G. Davidson, C. J. Frankis, M. D. Jones and M. D. Lunn, *Chem. Commun.*, 2008, 1293–1295.
- 35 M. D. Jones, S. L. Hancock, P. McKeown, P. M. Schäfer, A. Buchard, L. H. Thomas, M. F. Mahon and J. P. Lowe, *Chem. Commun.*, 2014, **50**, 15967–15970.
- 36 M. J. Sanford, L. Peña Carrodegua, N. J. Van Zee, A. W. Kleij and G. W. Coates, *Macromolecules*, 2016, **49**, 6394–6400.
- 37 C. Martín and A. W. Kleij, *Macromolecules*, 2016, **49**, 6285–6295.
- 38 C. Li, R. J. Sablong and C. E. Koning, *Angew. Chem., Int. Ed.*, 2016, **55**, 11572–11576.
- 39 O. Hauenstein, M. Reiter, S. Agarwal, B. Rieger and A. Greiner, *Green Chem.*, 2016, **18**, 760–770.
- 40 M. Reiter, S. Vagin, A. Kronast, C. Jandl and B. Rieger, *Chem. Sci.*, 2017, **43**, 6618–6639.

