

# Lecture Notes in Computer Science

13939


## Founding Editors


Gerhard Goos  
Juris Hartmanis

## Editorial Board Members

Elisa Bertino, *Purdue University, West Lafayette, IN, USA*

Wen Gao, *Peking University, Beijing, China*

Bernhard Steffen , *TU Dortmund University, Dortmund, Germany*

Moti Yung , *Columbia University, New York, NY, USA*

The series Lecture Notes in Computer Science (LNCS), including its subseries Lecture Notes in Artificial Intelligence (LNAI) and Lecture Notes in Bioinformatics (LNBI), has established itself as a medium for the publication of new developments in computer science and information technology research, teaching, and education.

LNCS enjoys close cooperation with the computer science R & D community, the series counts many renowned academics among its volume editors and paper authors, and collaborates with prestigious societies. Its mission is to serve this international community by providing an invaluable service, mainly focused on the publication of conference and workshop proceedings and postproceedings. LNCS commenced publication in 1973.


Alejandro Frangi · Marleen de Bruijne ·  
Demian Wassermann · Nassir Navab  
Editors

# Information Processing in Medical Imaging


28th International Conference, IPMI 2023  
San Carlos de Bariloche, Argentina, June 18–23, 2023  
Proceedings

*Editors*

Alejandro Frangi   
University of Leeds  
Leeds, UK

Marleen de Bruijne   
University of Copenhagen  
Copenhagen, Denmark

Demian Wassermann   
Inria Saclay - Île-de-France Research Centre  
Palaiseau, France

Nassir Navab   
Technical University of Munich Garching  
Munich, Bayern, Germany

ISSN 0302-9743

ISSN 1611-3349 (electronic)

Lecture Notes in Computer Science

ISBN 978-3-031-34047-5

ISBN 978-3-031-34048-2 (eBook)

<https://doi.org/10.1007/978-3-031-34048-2>

© The Editor(s) (if applicable) and The Author(s), under exclusive license  
to Springer Nature Switzerland AG 2023

This work is subject to copyright. All rights are reserved by the Publisher, whether the whole or part of the material is concerned, specifically the rights of translation, reprinting, reuse of illustrations, recitation, broadcasting, reproduction on microfilms or in any other physical way, and transmission or information storage and retrieval, electronic adaptation, computer software, or by similar or dissimilar methodology now known or hereafter developed.

The use of general descriptive names, registered names, trademarks, service marks, etc. in this publication does not imply, even in the absence of a specific statement, that such names are exempt from the relevant protective laws and regulations and therefore free for general use.

The publisher, the authors, and the editors are safe to assume that the advice and information in this book are believed to be true and accurate at the date of publication. Neither the publisher nor the authors or the editors give a warranty, expressed or implied, with respect to the material contained herein or for any errors or omissions that may have been made. The publisher remains neutral with regard to jurisdictional claims in published maps and institutional affiliations.

This Springer imprint is published by the registered company Springer Nature Switzerland AG  
The registered company address is: Gewerbestrasse 11, 6330 Cham, Switzerland

# Preface

The Information Processing in Medical Imaging (IPMI) Conference series has a long-standing history and tradition. Since 1969, the conference took place on either side of the Atlantic and was organised in Asia for the first time in 2019. IPMI 2023 (<https://www.ipmi2023.org>), the twenty-eighth conference in the series, was the first in Latin America. The conference was held from June 18th to 23rd at Huinid Pioneros Hotel in San Carlos de Bariloche, Argentina.

Through the years, IPMI became a biennial beacon of foundational computational methods for medical imaging. IPMI's distinctive small-audience format enables extensive discussion time for selected oral presentations. The conference has a retreat-like ambience, which promotes a more intimate exchange and building personal and mentoring relationships across generations from our community.

IPMI 2023 featured traditional study groups, small groups of delegates who scrutinise manuscripts before their oral presentation. This leads to thorough debates enriching the authors and broader audience. Historically, discussions on each paper kick-start with early career delegates in each study group to elicit inclusive participation. Thus, every session becomes a forum for sharing, encouraging, and challenging new ideas.

For this year's edition, we received 240 submissions, of which 169 papers went through the double-blind peer review system, being evaluated by at least three reviewers each. Following the reviewing process, each manuscript having at least one weak accept in its reviews was evaluated by two or more members of the Paper Selection Committee and subsequently discussed at the paper selection meeting. Finally, 63 submissions were accepted for publication and presentation at the conference, resulting in a 26.

Three excellent keynote speakers joined us virtually. Gitta Kutyniok (Ludwig Maximilians Universität München), Petar Veličković (DeepMind), and Jong Chul Ye (Korea Advanced Institute of Science & Technology) enlightened us with various talks on the foundations of modern information processing ranging from the mathematics of machine learning to geometric deep learning and diffusion models in inverse problems in imaging.

The François Erbsmann Prize is awarded every edition to a young scientist of age 35 or below, the first author of a paper, giving their first oral presentation at IPMI. The prize was awarded to one of the 18 eligible oral presenters, and awards were given for the best poster presentations.

The IPMI 2023 Organising Team wants to express special gratitude to the Paper Selection Committee and the 186 reviewers, who did an outstanding job reviewing submissions, consolidating decisions, and designing the programme. We thank Albert Chung, Archana Venkataraman, Diana Mateus, Herve Lombaert, Ipek Oguz, Juan Eugenio Iglesias, Kaleem Siddiqi, Kevin Zhou, and Xavier Pennec, who decided on each paper based on the available reviews and thorough committee discussions. We also thank Andreas Maier, Ipek Oguz, and Archana Venkataraman for their leadership in organising the Study Groups and all the study group leaders. We also express our gratitude to Haoran Dou, Azade Farshad, and Yan Xia for their tireless work as Executive

Assistants to the chairs. We are also indebted to Enzo Ferrante and Ariel Curiale for their engagement from its conception in IPMI 2023 and for their support with all the challenges of organising IPMI across the Atlantic. Finally, we are indebted to the team of Dekon Group, particularly to Mustafa Bay, Meltem Çakmak, and Mehmet Eldegez for their organisational support. This conference would not have been possible without the help of such a great team of colleagues. One of the defining priorities throughout the organisation was to maximise diversity across career stages, gender, and geographical spread in our Organising Committee, Paper Selection Committee, Study Groups, and generally wherever possible.

We have been delighted to organise IPMI 2023 and hope that the scientific and social activities programme made this conference an unforgettable experience. We hope that IPMI 2023, surrounded by the Andes mountain range and unique Patagonian lakes and forests, was an event conducive to scientific exchange and collegial sharing and challenging of ideas, which contributed to international cooperation, scientific progress, and understanding, and to nurturing of the next generation of researchers in information processing in medical imaging.

June 2023

Alejandro Frangi  
Marleen de Bruijne  
Demian Wassermann  
Nassir Navab

# Organization

## General Chairs

Alejandro F. Frangi  
Marleen de Bruijne

University of Leeds, UK – KU Leuven, Belgium  
Erasmus MC Rotterdam, The Netherlands  
–University of Copenhagen, Denmark

## Program Chairs

Demian Wassermann  
Nassir Navab

Inria Saclay Île-de-France, CEA NeuroSpin,  
Université Paris-Saclay, France  
Technische Universität München, Germany

## Local Chairs

Enzo Ferrante  
Ariel Curiale

CONICET, Universidad Nacional del Litoral,  
Argentina  
CONICET, Centro Atómico Bariloche, Instituto  
Balseiro, Argentina

## Executive Assistants to Chairs

Haoran Dou  
Azade Farshad  
Yan Xia

University of Leeds, UK  
Technische Universität München, Germany  
University of Leeds, UK

## Study Group Chairs

Ipek Oguz  
Andreas Maier  
Archana Venkataraman

Vanderbilt University, USA  
University of Erlangen-Nuremberg, Germany  
Boston University, USA

## Paper Selection Committee

Archana Venkataraman	Boston University, USA
Diana Mateus	EC Nantes, France
Herve Lombaert	École de Technologie Supérieure, Canada
Ipek Oguz	Vanderbilt University, USA
Juan Eugenio Iglesias	Massachusetts General Hospital & Harvard Medical School, USA
Kaleem Siddiqi	McGill University, Canada
Xavier Pennec	INRIA, France
S. Kevin Zhou	University of Science and Technology of China, China
Albert Chung	University of Exeter, UK

## Sponsor's Liaison

Yanwu Xu	Baidu, China
----------	--------------

## Information Processing In Medical Imaging Board

Christensen, G.	University of Iowa, USA
Chung, A.	University of Exeter, UK
de Bruijne, M.	Erasmus MC Rotterdam, The Netherlands
Duncan, J.S.	Yale University, USA
Frangi, A.F.	University of Leeds, UK – KU Leuven, Belgium
Golland, P.	Massachusetts Institute of Technology, USA
Leahy, R.M.	University of Southern California, USA
Noble, A.J.	Oxford University, UK
Ourselin, S.	King's College London, UK
Pizer, S.M.	University of North Carolina at Chapel Hill, USA
Prince, J.L.	Johns Hopkins University, USA
Sommer, S.	University of Copenhagen, Denmark
Styner, M.	University of North Carolina at Chapel Hill, USA
Szekely, G.	ETH Zürich, Switzerland
Taylor, C.	University of Manchester, UK
Todd-Pokropek, A.	University College London, UK
Wells, W.M. III	Harvard Medical School, USA



## Reviewers

Sukesh Adiga Vasudeva  
Dawood Al Chanti  
Shadi Albarqouni  
Daniel Alexander  
Michela Antonelli  
Alexis Arnaudon  
John Ashburner  
Aravind Ashok Nair  
Suyash Awate  
Mohammad Farid Azampour  
Ulas Bagci  
Monami Banerjee  
Mathilde Bateson  
Kayhan Batmanghelich  
Pierre-Louis Bazin  
Benjamin Billot  
Sylvain Bouix  
Sami Brandt  
Katharina Breiningner  
Anna Calissano  
M. Jorge Cardoso  
Owen Carmichael  
Catie Chang  
Hao Chen  
Chen Chen  
Chao Chen  
Xiaoran Chen  
Gary Christensen  
Moo Chung  
Dorin Comaniciu  
Tessa Cook  
Tim Cootes  
Vedrana Dahl  
Adrian Dalca  
Erik B. Dam  
Benoit Dawant  
Herve Delingette  
Christian Desrosiers  
Jose Dolz  
James Duncan  
Shireen Elhabian  
Kjersti Engan  
Ertunc Erdil

Shahrooz Faghihroohi  
Aasa Feragen  
Enzo Ferrante  
P. Thomas Fletcher  
Vanessa Gonzalez Duque  
Mélanie Gaillochet  
Mingchen Gao  
Sara Garbarino  
Harshvardhan Gazula  
James Gee  
Sarah Gerard  
Guido Gerig  
Ben Glocker  
Polina Golland  
Karthik Gopinath  
Daniel Grzech  
Boris Gutman  
Tobias Heimann  
Mattias Heinrich  
Dewei Hu  
Heng Huang  
Yuankai Huo  
Jana Hutter  
Jae Youn Hwang  
Amelia Jiménez-Sánchez  
Anand Joshi  
Sarang Joshi  
Bernhard Kainz  
Ali Kamen  
Anees Kazi  
Matthias Keicher  
Mahdieh Khanmohammadi  
Boklye Kim  
Andrew King  
Stefan Klein  
Ender Konukoglu  
Frithjof Kruggel  
Holger Kunze  
Jan Kybic  
Bennett Landman  
Hongwei Li  
Xiaoxiao Li  
Han Li

Chunfeng Lian  
Roxane Licandro  
Peirong Liu  
Mingxia Liu  
Pengbo Liu  
Xiaofeng Liu  
Marco Lorenzi  
Andreas Maier  
Carsten Marr  
Martin Menten  
Bjoern Menze  
Daniel Moyer  
Arrate Munoz Barrutia  
Vishwesh Nath  
Mads Nielsen  
Marc Niethammer  
Lipeng Ning  
Beatriz Paniagua  
Magdalini Paschali  
Rasmus Paulsen  
Chantal Pellegrini  
Tingying Peng  
Jens Petersen  
Dzung Pham  
Louise Piecuch  
Steve Pizer  
Marco Pizzolato  
Kilian Pohl  
Jerry Prince  
Dou Qi  
Chen Qin  
Jagath Rajapakse  
Laurent Risser  
Karl Rohr  
Louis Rouillard  
Daniel Rueckert  
Ario Sadafi  
Olivier Salvado  
Babak Samari  
Mhd Hasan Sarhan  
Dustin Scheinost  
Julia Schnabel  
Thomas Schultz  
Ernst Schwartz  
Christof Seiler  
Raghavendra Selvan  
Maxime Sermesant  
Wei Shao  
Pengcheng Shi  
Yonggang Shi  
Kuanguy Shi  
Ivor Simpson  
Ayushi Sinha  
Jayanthi Sivaswamy  
Lars Smolders  
Roger Soberanis-Mukul  
Stefan Sommer  
Aristeidis Sotiras  
Tyler Spears  
Jon Sporrying  
Anuj Srivastava  
Martin Styner  
Carole Sudre  
Tabish Syed  
Oriane Thiery  
Matthew Toews  
Agnieszka Tomczak  
Alice Barbara Tumpach  
Francois-Xavier Vialard  
Clinton Wang  
Linwei Wang  
Ce Wang  
Yalin Wang  
Hongzhi Wang  
Demian Wassermann  
Sandy Wells  
Carl-Fredrik Westin  
Ross Whitaker  
Jonghye Woo  
Marcel Worrying  
Guorong Wu  
Yong Xia  
Pew-Thian Yap  
Chuyang Ye  
Yousef Yeganeh  
Sean Young  
Paul Yushkevich  
Ghada Zamzmi  
Xiangrui Zeng  
Miaomiao Zhang

Gary Zhang  
Yubo Zhang  
Qingyu Zhao  
Guoyan Zheng  
Luping Zhou

Xiahai Zhuang  
Veronika Zimmer  
Maria A. Zuluaga  
Reyer Zwiggelaar  
Lilla Zöllei

# Contents

## Biomarkers

- Resolving Quantitative MRI Model Degeneracy with Machine Learning  
via Training Data Distribution Design ..... 3  
*Michele Guerreri, Sean Epstein, Hojjat Azadbakht, and Hui Zhang*
- Subtype and Stage Inference with Timescales ..... 15  
*Alexandra L. Young, Leon M. Aksman,  
Daniel C. Alexander, Peter A. Wijeratne,  
and for the Alzheimer’s Disease Neuroimaging Initiative*

## Brain Connectomics

- HoloBrain: A Harmonic Holography for Self-organized Brain Function* ..... 29  
*Huan Liu, Tingting Dan, Zhuobin Huang, Defu Yang, Won Hwa Kim,  
Minjeong Kim, Paul Laurienti, and Guorong Wu*
- Species-Shared and -Specific Brain Functional Connectomes Revealed  
by Shared-Unique Variational Autoencoder ..... 41  
*Li Yang, Songyao Zhang, Weihan Zhang, Jingchao Zhou,  
Tianyang Zhong, Yaonai Wei, Xi Jiang, Tianming Liu, Junwei Han,  
Yixuan Yuan, and Tuo Zhang*
- mSPD-NN: A Geometrically Aware Neural Framework for Biomarker  
Discovery from Functional Connectomics Manifolds ..... 53  
*Niharika S. D’Souza and Archana Venkataraman*

## Computer-Aided Diagnosis/Surgery

- Diffusion Model Based Semi-supervised Learning on Brain Hemorrhage  
Images for Efficient Midline Shift Quantification ..... 69  
*Shizhan Gong, Cheng Chen, Yuqi Gong, Nga Yan Chan, Wenao Ma,  
Calvin Hoi-Kwan Mak, Jill Abrigo, and Qi Dou*
- Don’t PANIC: Prototypical Additive Neural Network for Interpretable  
Classification of Alzheimer’s Disease ..... 82  
*Tom Nuno Wolf, Sebastian Pölsterl, and Christian Wachinger*

Filtered Trajectory Recovery: A Continuous Extension to Event-Based Model for Alzheimer’s Disease Progression Modeling ..... 95  
*Jiangchuan Du, Yuan Zhou, and for the Alzheimer’s Disease Neuroimaging Initiative*

Live Image-Based Neurosurgical Guidance and Roadmap Generation Using Unsupervised Embedding ..... 107  
*Gary Sarwin, Alessandro Carretta, Victor Staartjes, Matteo Zoli, Diego Mazzatenta, Luca Regli, Carlo Serra, and Ender Konukoglu*

Meta-information-Aware Dual-path Transformer for Differential Diagnosis of Multi-type Pancreatic Lesions in Multi-phase CT ..... 119  
*Bo Zhou, Yingda Xia, Jiawen Yao, Le Lu, Jingren Zhou, Chi Liu, James S. Duncan, and Ling Zhang*

MetaViT: Metabolism-Aware Vision Transformer for Differential Diagnosis of Parkinsonism with <sup>18</sup>F-FDG PET ..... 132  
*Lin Zhao, Hexin Dong, Ping Wu, Jiaying Lu, Le Lu, Jingren Zhou, Tianming Liu, Li Zhang, Ling Zhang, Yuxing Tang, and Chuantao Zuo*

Multi-task Multi-instance Learning for Jointly Diagnosis and Prognosis of Early-Stage Breast Invasive Carcinoma from Whole-Slide Pathological Images ..... 145  
*Jianxin Liu, Rongjun Ge, Peng Wan, Qi Zhu, Daoqiang Zhang, and Wei Shao*

On Fairness of Medical Image Classification with Multiple Sensitive Attributes via Learning Orthogonal Representations ..... 158  
*Wenlong Deng, Yuan Zhong, Qi Dou, and Xiaoxiao Li*

Pixel-Level Explanation of Multiple Instance Learning Models in Biomedical Single Cell Images ..... 170  
*Ario Sadafi, Oleksandra Adonkina, Ashkan Khakzar, Peter Lienemann, Rudolf Matthias Hehr, Daniel Rueckert, Nassir Navab, and Carsten Marr*

Transient Hemodynamics Prediction Using an Efficient Octree-Based Deep Learning Model ..... 183  
*Noah Maul, Katharina Zinn, Fabian Wagner, Mareike Thies, Maximilian Rohleder, Laura Pfaff, Markus Kowarschik, Annette Birkhold, and Andreas Maier*

**Weakly Semi-supervised Detection in Lung Ultrasound Videos** ..... 195  
*Jiahong Ouyang, Li Chen, Gary Y. Li, Naveen Balaraju, Shubham Patil, Courosh Mehanian, Sourabh Kulhare, Rachel Millin, Kenton W. Gregory, Cynthia R. Gregory, Meihua Zhu, David O. Kessler, Laurie Malia, Almaz Dessie, Joni Rabiner, Di Coneybeare, Bo Shopsin, Andrew Hersh, Cristian Madar, Jeffrey Shupp, Laura S. Johnson, Jacob Avila, Kristin Dwyer, Peter Weimersheimer, Balasundar Raju, Jochen Kruecker, and Alvin Chen*

**sEBM: Scaling Event Based Models to Predict Disease Progression via Implicit Biomarker Selection and Clustering** ..... 208  
*Raghav Tandon, Anna Kirkpatrick, and Cassie S. Mitchell*

**Domain Adaptation**

**Source-Free Domain Adaptation for Medical Image Segmentation via Selectively Updated Mean Teacher** ..... 225  
*Ziqi Wen, Xinru Zhang, and Chuyang Ye*

**UPL-TTA: Uncertainty-Aware Pseudo Label Guided Fully Test Time Adaptation for Fetal Brain Segmentation** ..... 237  
*Jianghao Wu, Ran Gu, Tao Lu, Shaoting Zhang, and Guotai Wang*

**Unsupervised Adaptation of Polyp Segmentation Models via Coarse-to-Fine Self-Supervision** ..... 250  
*Jiexiang Wang and Chaoqi Chen*

**Geometric Deep Learning**

**Edge-Based Graph Neural Networks for Cell-Graph Modeling and Prediction** ..... 265  
*Tai Hasegawa, Helena Arvidsson, Nikolce Tuzarovski, Karl Meinke, Rachael V. Sugars, and Aravind Ashok Nair*

**Heterogeneous Graph Convolutional Neural Network via Hodge-Laplacian for Brain Functional Data** ..... 278  
*Jinghan Huang, Moo K. Chung, and Anqi Qiu*

**Modeling the Shape of the Brain Connectome via Deep Neural Networks** ..... 291  
*Haocheng Dai, Martin Bauer, P. Thomas Fletcher, and Sarang Joshi*

TetCNN: Convolutional Neural Networks on Tetrahedral Meshes ..... 303  
*Mohammad Farazi, Zhangsihao Yang, Wenhui Zhu, Peijie Qiu,  
and Yalin Wang*

**Groupwise Atlasing**

BInGo: Bayesian Intrinsic Groupwise Registration via Explicit  
Hierarchical Disentanglement ..... 319  
*Xin Wang, Xinzhe Luo, and Xiahai Zhuang*

Learning Probabilistic Piecewise Rigid Atlases of Model Organisms  
via Generative Deep Networks ..... 332  
*Amin Nejatbakhsh, Neel Dey, Vivek Venkatachalam, Eviatar Yemini,  
Liam Paninski, and Erdem Varol*

**Harmonization/Federated Learning**

Harmonizing Flows: Unsupervised MR Harmonization Based  
on Normalizing Flows ..... 347  
*Farzad Beizadeh, Christian Desrosiers, Gregory A. Lodygensky,  
and Jose Dolz*

Vicinal Feature Statistics Augmentation for Federated 3D Medical Volume  
Segmentation ..... 360  
*Yongsong Huang, Wanqing Xie, Mingzhen Li, Mingmei Cheng,  
Jinzhou Wu, Weixiao Wang, Jane You, and Xiaofeng Liu*

**Image Synthesis**

S2DGAN: Generating Dual-energy CT from Single-energy CT  
for Real-time Determination of Intracerebral Hemorrhage ..... 375  
*Caiwen Jiang, Yongsheng Pan, Tianyu Wang, Qing Chen, Junwei Yang,  
Li Ding, Jiameng Liu, Zhongxiang Ding, and Dinggang Shen*

SADM: Sequence-Aware Diffusion Model for Longitudinal Medical  
Image Generation ..... 388  
*Jee Seok Yoon, Chenghao Zhang, Heung-Il Suk, Jia Guo, and Xiaoxiao Li*

**Image Enhancement**

An Unsupervised Framework for Joint MRI Super Resolution and Gibbs  
Artifact Removal ..... 403  
*Yikang Liu, Eric Z. Chen, Xiao Chen, Terrence Chen, and Shanhui Sun*

OTRE: Where Optimal Transport Guided Unpaired Image-to-Image Translation Meets Regularization by Enhancing .....	415
<i>Wenhui Zhu, Peijie Qiu, Oana M. Dumitrascu, Jacob M. Sobczak, Mohammad Farazi, Zhangshihao Yang, Keshav Nandakumar, and Yalin Wang</i>	
Super-Resolution Reconstruction of Fetal Brain MRI with Prior Anatomical Knowledge .....	428
<i>Shijie Huang, Geng Chen, Kaicong Sun, Zhiming Cui, Xukun Zhang, Peng Xue, Xuan Zhang, He Zhang, and Dinggang Shen</i>	
<b>Multimodal Learning</b>	
Q2ATransformer: Improving Medical VQA via an Answer Querying Decoder .....	445
<i>Yunyi Liu, Zhanyu Wang, Dong Xu, and Luping Zhou</i>	
Using Multiple Instance Learning to Build Multimodal Representations .....	457
<i>Peiqi Wang, William M. Wells, Seth Berkowitz, Steven Horng, and Polina Golland</i>	
X-TRA: Improving Chest X-ray Tasks with Cross-Modal Retrieval Augmentation .....	471
<i>Tom van Sonsbeek and Marcel Worring</i>	
<b>Optimization</b>	
Differentiable Gamma Index-Based Loss Functions: Accelerating Monte-Carlo Radiotherapy Dose Simulation .....	485
<i>Sonia Martinot, Nikos Komodakis, Maria Vakalopoulou, Norbert Bus, Charlotte Robert, Eric Deutsch, and Nikos Paragios</i>	
Scalable Orthonormal Projective NMF via Diversified Stochastic Optimization .....	497
<i>Abdalla Bani, Sung Min Ha, Pan Xiao, Thomas Earnest, John Lee, and Aristeidis Sotiras</i>	
<b>Reconstruction</b>	
Deep Physics-Informed Super-Resolution of Cardiac 4D-Flow MRI .....	511
<i>Fergus Shone, Nishant Ravikumar, Toni Lassila, Michael MacRaid, Yongxing Wang, Zeike A. Taylor, Peter Jimack, Erica Dall'Armellina, and Alejandro F. Frangi</i>	



**Fast-MC-PET: A Novel Deep Learning-Aided Motion Correction and Reconstruction Framework for Accelerated PET** ..... 523  
*Bo Zhou, Yu-Jung Tsai, Jiazhen Zhang, Xueqi Guo, Huidong Xie, Xiongchao Chen, Tianshun Miao, Yihuan Lu, James S. Duncan, and Chi Liu*

**MeshDeform: Surface Reconstruction of Subcortical Structures via Human Brain MRI** ..... 536  
*Junjie Zhao, Siyuan Liu, Sahar Ahmad, and Pew-Thian Yap*

**Neural Implicit k-Space for Binning-Free Non-Cartesian Cardiac MR Imaging** ..... 548  
*Wenqi Huang, Hongwei Bran Li, Jiazhen Pan, Gastao Cruz, Daniel Rueckert, and Kerstin Hammernik*

**Registration**

**Geometric Deep Learning for Unsupervised Registration of Diffusion Magnetic Resonance Images** ..... 563  
*Jose J. Bouza, Chun-Hao Yang, and Baba C. Vemuri*

**MetaMorph: Learning Metamorphic Image Transformation with Appearance Changes** ..... 576  
*Jian Wang, Jiarui Xing, Jason Druzgal, William M. Wells III, and Miaomiao Zhang*

**NeurEPDiff: Neural Operators to Predict Geodesics in Deformation Spaces** .... 588  
*Nian Wu and Miaomiao Zhang*

**Non-rigid Medical Image Registration using Physics-informed Neural Networks** ..... 601  
*Zhe Min, Zachary M. C. Baum, Shaheer U. Saeed, Mark Emberton, Dean C. Barratt, Zeike A. Taylor, and Yipeng Hu*

**POLAFFINI: Efficient Feature-Based Polyaffine Initialization for Improved Non-linear Image Registration** ..... 614  
*Antoine Legouhy, Ross Callaghan, Hojjat Azadbakht, and Hui Zhang*

**Segmentation**

**Better Generalization of White Matter Tract Segmentation to Arbitrary Datasets with Scaled Residual Bootstrap** ..... 629  
*Wan Liu and Chuyang Ye*

<b>Bootstrapping Semi-supervised Medical Image Segmentation with Anatomical-Aware Contrastive Distillation</b> . . . . .	641
<i>Chenyu You, Weicheng Dai, Yifei Min, Lawrence Staib, and James S. Duncan</i>	
<b>DTU-Net: Learning Topological Similarity for Curvilinear Structure Segmentation</b> . . . . .	654
<i>Manxi Lin, Kilian Zepf, Anders Nymark Christensen, Zahra Bashir, Morten Bo Søndergaard Svendsen, Martin Tolsgaard, and Aasa Feragen</i>	
<b>HALOS: Hallucination-Free Organ Segmentation After Organ Resection Surgery</b> . . . . .	667
<i>Anne-Marie Rickmann, Murong Xu, Tom Nuno Wolf, Oksana Kovalenko, and Christian Wachinger</i>	
<b>Human-Machine Interactive Tissue Prototype Learning for Label-Efficient Histopathology Image Segmentation</b> . . . . .	679
<i>Wentao Pan, Jiangpeng Yan, Hanbo Chen, Jiawei Yang, Zhe Xu, Xiu Li, and Jianhua Yao</i>	
<b>Improved Segmentation of Deep Sulci in Cortical Gray Matter Using a Deep Learning Framework Incorporating Laplace’s Equation</b> . . . . .	692
<i>Sadhana Ravikumar, Ranjit Ittyerah, Sydney Lim, Long Xie, Sandhitsu Das, Pulkit Khandelwal, Laura E. M. Wisse, Madigan L. Bedard, John L. Robinson, Terry Schuck, Murray Grossman, John Q. Trojanowski, Edward B. Lee, M. Dylan Tisdall, Karthik Prabhakaran, John A. Detre, David J. Irwin, Winifred Trotman, Gabor Mizsei, Emilio Artacho-Pérula, Maria Mercedes Iñiguez de Onzono Martin, Maria del Mar Arroyo Jiménez, Monica Muñoz, Francisco Javier Molina Romero, Maria del Pilar Marcos Rabal, Sandra Cebada-Sánchez, José Carlos Delgado González, Carlos de la Rosa-Prieto, Marta Córcoles Parada, David A. Wolk, Ricardo Insausti, and Paul A. Yushkevich</i>	
<b>Med-NCA: Robust and Lightweight Segmentation with Neural Cellular Automata</b> . . . . .	705
<i>John Kalkhof, Camila González, and Anirban Mukhopadhyay</i>	
<b>Mixup-Privacy: A Simple yet Effective Approach for Privacy-Preserving Segmentation</b> . . . . .	717
<i>Bach Ngoc Kim, Jose Dolz, Pierre-Marc Jodoin, and Christian Desrosiers</i>	

**Rethinking Boundary Detection in Deep Learning Models for Medical Image Segmentation** ..... 730  
*Yi Lin, Dong Zhang, Xiao Fang, Yufan Chen, Kwang-Ting Cheng, and Hao Chen*

**Token Sparsification for Faster Medical Image Segmentation** ..... 743  
*Lei Zhou, Huidong Liu, Joseph Bae, Junjun He, Dimitris Samaras, and Prateek Prasanna*

**blob loss: Instance Imbalance Aware Loss Functions for Semantic Segmentation** ..... 755  
*Florian Kofler, Suprosanna Shit, Ivan Ezhov, Lucas Fidon, Izabela Horvath, Rami Al-Maskari, Hongwei Bran Li, Harsharan Bhatia, Timo Loehr, Marie Piraud, Ali Erturk, Jan Kirschke, Jan C. Peeken, Tom Vercauteren, Claus Zimmer, Benedikt Wiestler, and Bjoern Menze*

**Self Supervised Learning**

**Noise2Contrast: Multi-contrast Fusion Enables Self-supervised Tomographic Image Denoising** ..... 771  
*Fabian Wagner, Mareike Thies, Laura Pfaff, Noah Maul, Sabrina Pechmann, Mingxuan Gu, Jonas Utz, Oliver Aust, Daniela Weidner, Georgiana Neag, Stefan Uderhardt, Jang-Hwan Choi, and Andreas Maier*

**Precise Location Matching Improves Dense Contrastive Learning in Digital Pathology** ..... 783  
*Jingwei Zhang, Saarthak Kapse, Ke Ma, Prateek Prasanna, Maria Vakalopoulou, Joel Saltz, and Dimitris Samaras*

**Surface Analysis and Segmentation**

**A Surface-Normal Based Neural Framework for Colonoscopy Reconstruction** ..... 797  
*Shuxian Wang, Yubo Zhang, Sarah K. McGill, Julian G. Rosenman, Jan-Michael Frahm, Soumyadip Sengupta, and Stephen M. Pizer*

**Hierarchical Geodesic Polynomial Model for Multilevel Analysis of Longitudinal Shape** ..... 810  
*Ye Han, Jared Vicory, Guido Gerig, Patricia Sabin, Hannah Dewey, Silvani Amin, Ana Sulentic, Christian Hertz, Matthew Jolley, Beatriz Paniagua, and James Fishbaugh*

**Model-Informed Deep Learning for Surface Segmentation in Medical Imaging** ..... 822  
*Xiaodong Wu, Leixin Zhou, Fahim Zaman, Bensheng Qiu, and John M. Buatti*

**Author Index** ..... 835