



Aalborg Universitet

AALBORG UNIVERSITY  
DENMARK

## Auditory and Visual based Intelligent Lighting Design for Music Concerts

Bonde, Esben Oxholm; Hansen, Ellen Kathrine; Triantafyllidis, Georgios

*Published in:*  
EAI Endorsed Transactions on Creative Technologies

*DOI (link to publication from Publisher):*  
[10.4108/eai.10-4-2018.154452](https://doi.org/10.4108/eai.10-4-2018.154452)

*Creative Commons License*  
CC BY 3.0

*Publication date:*  
2018

*Document Version*  
Publisher's PDF, also known as Version of record

[Link to publication from Aalborg University](#)

*Citation for published version (APA):*  
Bonde, E. O., Hansen, E. K., & Triantafyllidis, G. (2018). Auditory and Visual based Intelligent Lighting Design for Music Concerts. *EAI Endorsed Transactions on Creative Technologies*, 5(15), [e2].  
<https://doi.org/10.4108/eai.10-4-2018.154452>

### General rights

Copyright and moral rights for the publications made accessible in the public portal are retained by the authors and/or other copyright owners and it is a condition of accessing publications that users recognise and abide by the legal requirements associated with these rights.

- ? Users may download and print one copy of any publication from the public portal for the purpose of private study or research.
- ? You may not further distribute the material or use it for any profit-making activity or commercial gain
- ? You may freely distribute the URL identifying the publication in the public portal ?

### Take down policy

If you believe that this document breaches copyright please contact us at [vbn@aub.aau.dk](mailto:vbn@aub.aau.dk) providing details, and we will remove access to the work immediately and investigate your claim.

## **Auditory and Visual based Intelligent Lighting Design for Music Concerts**

E. Oxholm, E. K. Hansen and G. Triantafyllidis\*

<sup>1</sup> Lighting Design, Aalborg University Copenhagen, AC Meyers 15, 2450, Copenhagen, Denmark

### **Abstract**

Playing music is about conveying emotions and the lighting at a concert can help do that. However, without a dedicated light technician, many bands have to miss out on lighting that will help them to convey the emotions of what they play. In this paper we aim to develop an intelligent system that detects the intended emotions of the played music and in real-time adjusts the lighting accordingly. Through state-of-the-art research on music and emotion, a row of cues is defined. This includes amount, speed, fluency and regularity for the visual and level, tempo, articulation and timbre for the auditory. By assessing such cues, the system is able to detect the intended emotion. Specific lighting designs are then developed to support these specific emotions. The results suggest that the intelligent emotion-based lighting system has an advantage over a just beat synced lighting and it is concluded that there is reason to explore this idea further.

**Keywords:** multimodal detection, intelligent lighting, music performance

Received on 21 November 2016, accepted on 18 July 2017, published on 10 April 2018

Copyright © 2018 E. Oxholm *et al.*, licensed to EAI. This is an open access article distributed under the terms of the Creative Commons Attribution licence (<http://creativecommons.org/licenses/by/3.0/>), which permits unlimited use, distribution and reproduction in any medium so long as the original work is properly cited.

doi: 10.4108/eai.10-4-2018.154452

---

\*Corresponding author. Email:gt@create.aau.dk

## 1. Introduction: Music, Emotion & Light

The origin, meaning and purpose of music is not clear cut. Though, one common theme seems to be agreed upon: Music convey emotions. As Juslin & Laukka [1] puts it: “[...] *A convincing emotional expression is often desired, or even expected, from actors and musicians*”.

Music is capable of generating and amplifying the feelings of being happy, sad, angry, motivated, etc [2]. Examples of how music is used in our daily lives underscores this statement. Think of the nature of the music used at e.g. a funeral versus a summer party, or how the music in a cozy café seeks to generate a relaxed and laid back atmosphere. Another example is the way music effectively is used in movies to enhance the intended emotion of a particular incident.

If one of the main purposes of music is to convey emotions, then it must be assumed that the purpose of live concerts is to convey emotions as well. When listening to a record, only the auditory sense is being used as a channel for receiving the emotional output. At live concert the visual sense is brought into play as well.

Several visual tools can be used to express certain emotions. One is, that apart from playing the music, the performers are able to use their body language and facial expressions to convey emotions. Another is the outfit of the performers and the stage decoration. It can be done in a way that brings out certain emotions and moods. A third factor is lighting. Whether intended or not the lighting has an effect on the conveyed emotions.

At the time being, research that either approves or disproves this third statement has not been found. Therefore, it is treated as a hypothesis. However, there seems to be a common agreement upon that lighting is important for the emotions communicated at concerts:

*“Lighting at a rock show is one of those things that most people don’t consciously think about but can strongly impact their experience. Through lighting techniques, a stadium show can feel as intimate as a small club show. The audience can be made to feel inspired, disturbed, moved, or impressed, depending on the emotions that the artist is trying to communicate. It is one of the many sophisticated ways that the rock concert industry has developed to enhance the live concert experience and make it truly spectacular”* [3].

*“Lighting adds as much to the experience as the artist we have paid money to see. Nowadays, when we perhaps spend much more of our money on seeing our favorite musicians live than we do on expanding our CD collection, the role of lighting in these events has never been more under the spotlight”* [4].

A concert is always accompanied by lighting in some way. From advanced preprogrammed light shows at big stadium concerts with an audience of tens of thousands to a few static light sources at small stage in a café with maybe five people (not) looking. Even when there is no dedicated lighting for the concert, there will always be the daylight or the artificial light that is in the room where the music is performed. Whether the lighting helps to convey

the intended emotions or not, depends on if the lighting fits with the intended emotions of the music. E.g. if the purpose of the music being performed on a small stage in a café is to provide relaxing background music, then a few static bulbs helps to enhance the feeling of relaxation. No movements, no blinking lights and no shifting colors. In the same way, if the purpose of the stadium rock concert is to convey emotions of excitement, control and anger, then the advanced preprogrammed light show seems like an optimal way to enhance that. A lot of variation, shifting colors, blinking lights. Try to imagine the opposite. A wild light show for the relaxing café concert and a few static bulbs for the rock concert. It would not fit well with the music.

This statement is supported by Ethan Weber, who has designed lighting for Marilyn Manson, My Chemical Romance and Green Day and operated lights for The Rolling Stones and U2. When talking about one of his successful lighting design he ends concluding: *“The lighting worked because it matched the emotional meaning of the song”* [5].

Many solutions exist already to help create interesting light shows. This includes but are not limited to:

- *Pre-programmed lighting*: Through software that holds the click-track of an entire concert, the lighting is pre-programmed down to the smallest detail. When executing the show all there is to do for the light technician is to press ‘go’.
- *Dedicated light technicians*: A dedicated light technician is working closely with the band and knows the ins and outs of the songs that the band play. While the band is performing, the dedicated light technician controls the lighting real-time to make it match with the music.
- *In-house light technicians*: A light technician that is working at the venue where the concert is taking place. The in-house light technician does the same as the dedicated light technician, except the fact that he doesn’t necessarily know the songs of the band very well. Also, if the band plays entirely new songs, the light technician has to guess and improvise the lighting design real-time during the concert.
- *In-band light technician*: Through a midi-controller or e.g. footswitches, the musicians can change between different lighting modes.
- *Beat-synced lighting*: The lighting is automatically detecting beats in the music and alters the lighting based on that.
- *Myo*: Myo is an armband that recognizes arm and hand movement and makes it possible to control different kind of technology through gestures. The DJ Armin Van Buuren has used it on stage to control some parts of a light show.
- *Xylobands*: Xylobands are armbands equipped with RGB LED’s. They are handout to the audience at a concert and through radio frequencies they are controlled as a part of the overall light show.

- *Wham City Lights*: Wham City Lights is a system that takes advantage of the audience’s smartphones. Through an app and audio waves, it is possible to change color, brightness, etc. of the screens, and thus making it a part of the overall light show.
- *Spotlesslight*: Spotlesslight is an interactive projection system that project video that adapts real-time either on subjects or around the subject.
- *Light Jams*: Light Jams is a piece of software that integrates all different kinds of devices and inputs into one control system. It accepts any device that communicates through either MIDI, OSC or DMX.

However, none of these solutions offer an option to automatically and intelligently detect the intended emotions of what is being played.

In this context, this paper tries to answer the question of how to create an intelligent lighting system that helps conveying the intended emotion of what is being played at a concert and thus enhancing how well the emotions are being perceived by the audience. Answering this question will provide the added value of enabling bands on a budget playing at small venues to give a stronger emotional live performance through lighting. At the time being, this work does not seek to compete with a dedicated light technician or a fully programmed light show. Rather it should be seen as an improvement to the beat-synced lighting and ultimately as an option to the in-house light technician.

The rest of the paper is organized as follows: The next section analyses the emotion cues (both auditory and visual) that are perceived by the audience. Then, the proposed design solution for the lighting control is presented in Section 4 to support conveying the intended emotion at a concert. Next section presents a proof of concept test and finally conclusions are discussed in the last section.

## 2. Analysis: Emotion cues

When an audience are looking at a performer or a band playing a song, the two most activated senses are the auditory and the visual.

### 2.1. Auditory emotion cues

Research on music and emotion shows that there exists several cues in music that can be used to determine the emotion of what is being played. As Juslin and Sloboda writes [6]: “[...] researchers have tried to describe the means by which performers express specific emotions [...] One main finding from this line of research is that the performer’s expressive intention affects almost every aspect of the performance; that is, emotional expression in performances seems to involve a whole set of cues - or bits of information - that are used by performers and listeners.”

Also, Juslin and Sloboda have summed up the results in a diagram showing the auditory cues used to express happiness, sadness, anger, fear and love/tenderness. These are the emotions that have been studied most and furthermore are regarded as ‘basic-emotions’ by scientists [6]. As shown in *Figure 1*, a vast amount of different cues affects the intended emotion. However, they are not equally important and they are not always present. They end up concluding that the cues that have the greatest impact on the intended emotions is tempo, sound level, articulation and timbre. It is thus possible to define the emotion of a piece of music by analyzing these four cues.

### 2.2. Visual emotion cues

In the same way as the detection of emotion from sound, the detection of emotion from a musician’s body movement relates to a set of cues. In a study from 2007, Sofia Dahl and Anders Friberg [7] investigates the visual information provided by the performer. As described in the study paper: “Musicians often make gestures and move their bodies expressing the musical intention. This visual information provides a channel of communication to the listener of its own, separated from the auditory signal. In order to explore to what extent emotional intentions can be conveyed through musicians’ movements, subjects watched and rated silent video clips of musicians performing four different emotional intentions, Happy, Sad, Angry, and Fearful”.




Figure 1. Auditory Cues

Besides rating how well the emotions were conveyed, the subjects were also asked to rate the movement they saw, based on the following four cues: Regularity, fluency, speed, amount: “The assumption was that Amount would correspond to an overall measure of the physical magnitude of the movement patterns, Speed to the overall number of movement patterns per time unit, Fluency to the smoothness of movement patterns, and

Regularity to the variation in movement patterns over the performance”. The study [7] ends by concluding that the emotions of sadness, happiness and anger was successfully conveyed through body movements only, while fear was not. It is also concluded that the cues mentioned above can be used to describe the different intended emotions.

### 2.3. Overview of the emotion cues

The auditory and visual cues used to convey the emotions of happiness, sadness and fear are summed up in *Table 1*.

Table 1. Auditory and Visual Cues

		Happiness	Sadness	Anger	Fear
<b>Auditory cues</b>	<i>Tempo</i>	Fast	Slow	Fast	Fast
	<i>Sound level</i>	High	Low	High	Very low
	<i>Articulation</i>	Staccato	Legato	Staccato	Staccato
	<i>Timbre</i>	Bright	Dull	Sharp	n/a
<b>Visual cues</b>	<i>Regularity</i>	Regular	Regular	Regular	n/a
	<i>Fluency</i>	In-between jerky and smooth	Smooth	Jerky	n/a

	<i>Speed</i>	Fast	Slow	Fast	n/a
	<i>Amount</i>	Medium	Small	Medium	n/a

### 3. Proposed design

Having established the most important cues that are used to convey certain emotions, it is time to focus on how the intelligent system should detect and process these cues (which for sound is tempo, sound level, articulation and timbre and for body movement is regularity, fluency, speed and amount). Basically the system can be divided into three stages: Input, processing and output (see *Figure 2*).

**Input:** The input stage deals with the cues described above. The visual cues are going to be detected via a Microsoft Xbox 360 Kinect camera (using the Processing library SimpleOpenNI). The advantages of using the Kinect over a regular camera is the use of infrared light. The sound is detected through a regular microphone.

**Processing:** In the stage of processing, the detected cues are fed into a piece of software where they are analyzed. Based on predefined values in the software, the system is able to decide if the cues together result in an emotion of happiness, sadness, anger or fear.

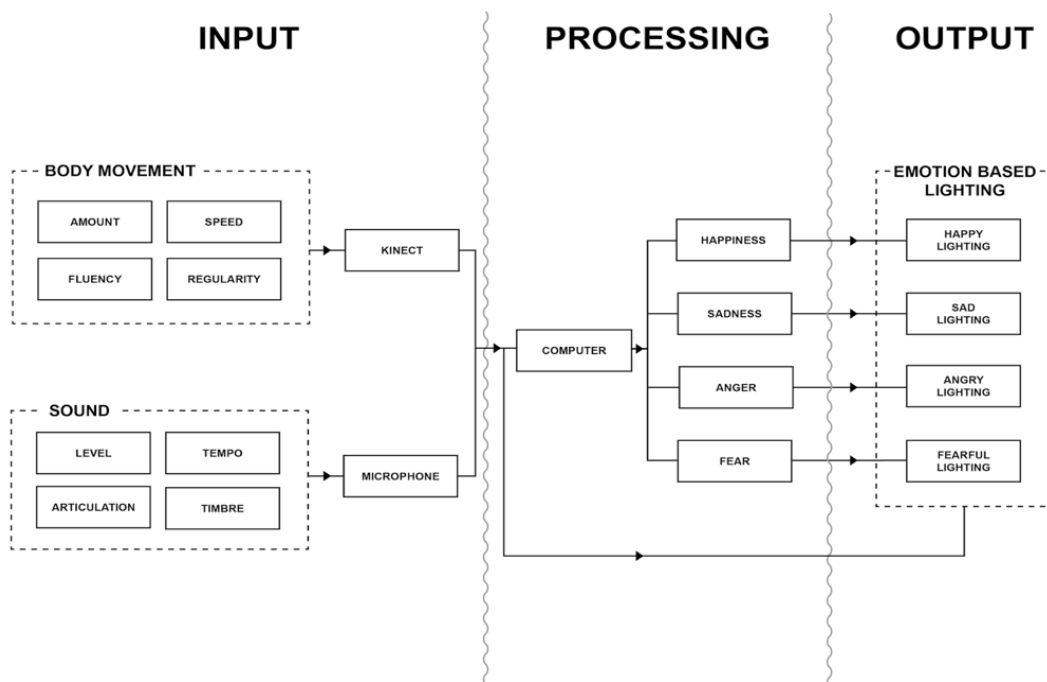


Figure 2. System Diagram

**Output:** The third stage of the system is the output of the lighting. The software contains different lighting designs that are developed specifically to the different detected emotions. E.g. if the emotion detected based on the cues is anger, then a lighting design that supports the emotion of anger is activated. The lighting design for each emotion is not static. The cues detected in the input stage are used to alter the lighting within certain boundaries for each emotion.

#### 4. Proof of concept test

For the design testing, a simplified proof-of-concept version of the system is being used. That is to keep the number of variables low and thus keeping the number of possible errors as low as possible. If it is possible to make a system that works using only a couple of cues, then the system can be expanded to include all cues and emotions. To this goal, the possible emotions has been reduced to happiness and sadness. The reason for this choice is the fact that they are the ones that consists of cues that are most different. Also, it seems to be the emotions that are the most basic to express and recognize [7]. In the input stage the cues have been reduced to the speed of the body and, level and tempo of the music. The speed of the body has been chosen because that it is the visual cue that differ the most between sadness and happiness. The level and tempo of the music have been chosen as they seem to be the most common and easiest recognizable cues.

So, how is lighting designed to support emotions of happiness and sadness respectively? As described earlier, the emotion in music can be described via sets of certain cues coming from both auditory and visual input. A set of cues can be defined for the lighting as well, that in the same way as with music, defines the intended emotion. Research has shown that the cues used for speech relates to the cues used in music: *“The results revealed a number of similarities in code usage. For example, vocal expression of sadness is associated with slow speech rate, low voice intensity, low intonation, and little high-frequency energy in the spectrum of the voice.”* [6]. Also, a research study on dance, or people’s movement to music, concludes that happy movements relates to high-dimensional movements, while sad movements is simple, low dimensional, long and smooth movements and

covering little space [8]. Based on the mentioned research and the recurrence of almost identical emotion cues across disciplines, it is hypothesized that designing the lighting based on the same cues will make sure that it supports the intended emotions of the performance.

**Light attributes:** The cues used to define the emotion of the lighting are inspired by the most important auditory and visual cues, which is *level, tempo, articulation and timbre* and *amount, speed, fluency and regularity*. The ones used for the lighting are defined as: *Intensity, speed, fluency, regularity, hue, saturation and brightness*. The intensity relates to the brightness of the output. The speed defines how many changes, within a certain emotion, happens over a period of time. The fluency relates to how fluent the changes between different intensities and hues are within a certain emotion. The regularity relates to variation in patterns over the performance. Hue, chroma and value relates to the color of the lighting, based on the Munsell color system.

**Happy lighting:** The cues from previous research that relates to the emotion of happiness is defined as fast tempo, high level, staccato articulation, bright timbre, regular, somewhat jerky fluency and medium amount of movement. These cues have been used to define the cues for happy lighting shown in *Table 2*.

**Sad lighting:** As with the happy lighting, the cues for sad lighting has been defined inspired by the cues of the previous research. That is, slow tempo, low level, legato articulation, dull timbre, smooth fluency and small amount of movement. The cues defined for the sad lighting can be seen in *Table 2*.

The hue of the lighting has been inspired by a research study on how colors relates to music conveying different emotions [9]. Although the results are not very strong, the study concludes that the hue that relates the most to happiness is yellow and the one that relates most to sadness is violet.

Subsequently, the subject of color in relation to emotional response has been investigated further. While many studies on the topic exist, the methods used and findings are not clear cut and somewhat contradictory. One study where the test subjects were asked to link colors to face icons and words [9] finds that sadness is *“[...] present widely from purple to blue green through all range of brightness.”* and joy is present as vivid yellow.

Table 2. Lighting Cues

Emotion	Intensity	Speed	Fluency	Regularity	Hue	Chroma	Value
<i>Happiness</i>	High	Fast	Somewhat jerky	Regular	Yellow	High	Medium to high
<i>Sadness</i>	Low	Slow	Smooth	Regular	Violet	Low	Low

These findings of the color related to joy is in line with those from a study [10] where students were asked to indicate their emotional responses to different hues and the reasons for their choices. Here *“The color yellow was generally seen to be energetic and elicited positive emotions (93.9%) including happiness and excitement because it was associated with the sun and summer time.”* However, in this study, the color green scored slightly higher in regards to positive emotions than yellow: *“[...] the color green attained the highest number of positive emotions (95.9%), including the feelings of relaxation, followed by happiness, comfort, peace, and hope.”* In regards to the feeling of sadness, grey was found to evoke that. *“Reasons given for negative emotional responses to gray showed that the color gray tends to refer to bad weather and brings out the feelings of sadness, depression, and boredom.”*

A third study [11] underlines the findings of the two aforementioned studies, but also contradicts them. For example, their findings show that: *“Yellow color samples with medium value and low saturation levels were associated with feelings such as vivid, dynamic, striking, warm, cheerful, and enjoying”* and *“The majority of the responses indicated that the feelings of enjoyment, cheerfulness, and warmth were attained to the color samples of pink and yellow”*. However, while promoting positive emotions yellow samples were also *“[...] believed to promote sadness and classicism.”* The same contradictory findings is true for the colors of green: *“Green samples attained the highest number of positive responses for excitement, confidence, purity, auspicious, dynamism, being serious, vivid, and striking (No. 12, No. 24, No. 25). Green, on the other hand, was associated with boredom, fearfulness, mystery, tiredness, anxiety, annoyance, and depression (No. 10, No. 22, No. 37).”* It is concluded that the reason for different emotions for the same color is linked to a variance in value and chroma. As they write: *“When the emotions were associated with the color samples, it was observed that the same color sample gave rise to different emotional responses. Depending on the change in value (lightness) and saturation (chroma) of the color samples, the emotion associated with that particular color changed.”*

The finding that chroma and value have a great impact on the resulting emotions is supported by a study on cross-cultural color emotion [12]. The study investigates the relationship between color perceptual attributes and color emotions, as well as the influence of different cultural backgrounds. It is concluded that chroma and value is the most important factors for defining the resulting color emotion and that the influences of hue and cultural background is limited.

The conflicting and opposing results presented above raises a question mark upon the trustworthiness of the findings. A question mark shared by O'Connor, Z. in the paper *Color Psychology and Colour Therapy: Caveat Emptor* [13]. In the words of O'Connor, Z.: *“First, while findings from research suggest that colour influences human response, the existence of an irrefutable and*

*universal causal link between colour and an unlimited range of psychological, biological, and behavioral responses remains an unsupported hypothesis. Wise et al. assert that “there are no ‘hard-wired’ linkages between environmental colours and particular judgemental or emotional states” (p 46). [...] In addition, as aforementioned, a range of studies exist which support a link between colour and human response; however, the findings are limited by, and contingent on, the setting and context of the study, the size and composition of the sample group, as well as the limited range of colours used in the stimuli. Furthermore, the findings of many such studies are also limited because of the methodological weakness of studying a complex and subjective phenomenon such as colour in isolation.”*

To conclude: The fact that there is no sharply defined correlation between colors and emotions, suggests that the color of the light might not be of significant importance when doing an emotional lighting design and that it depends on the context in which the color is used. The same green hue, chroma and value might be considered as sad when used in combination with sad music and happy when used in combination with happy music. While hue is of little importance, chroma and value might impact the conveyed emotion, but no clear definition is described. Further research is needed to state anything quantitative about the emotional impact of the color of light in relation to music.

**Test:** For comparison reasons the emotion based lighting will be tested against beat-synced lighting. As written in the introduction, one of the goals for the emotion-based lighting is to be an improvement to beat-synced lighting. To this goal, prior to the test the performer prepared two solo performances for a single snare drum. The two performances are exactly the same composition-wise and rhythmically. The difference is the fact that the first rhythm is played using the cues that relates to sadness and the second rhythm is played using the cues that relates to happiness. I.e. rhythm 1 is slow, low in volume and requires slow body movements, while rhythm 2 is fast, loud and uses fast body movements.

**Findings:** Figure 3 shows the results from the test. The orange dots represent the markings from audience 1 who were subject to the emotion-based lighting. The grey dots represent audience 2 who were subject to the beat-synced lighting. The top line shows the results for the first performed rhythm, the sad one, while the bottom line shows the performance of rhythm 2, the happy one.

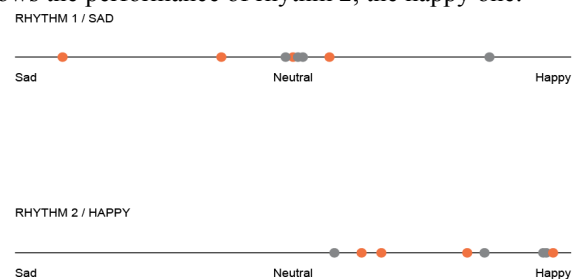


Figure 3. Test Results

Although this test is based on a small sample size, it supports the idea that the emotion-based lighting in fact are better at conveying the intended emotion of what is being played and thus enhancing how well the emotions are being received by the audience compared to beat-synced lighting. The results show that the beat-synced lighting failed in conveying the emotion of sadness. One test subject even perceived the sad performance as being happy. However, the beat-synced lighting was as good as the emotion-based lighting at conveying happiness.

## 5. Conclusions

Through existing research on music and emotion and musicians body movements related to the emotion the want to convey, a set of cues to look and listen for was defined. This included amount, speed, fluency, and regularity for the visual and level, tempo, articulation, and timbre for the auditory. Using a microphone and a depth camera (e.g. Kinect) to detect these cues it was possible to create a system that is able to detect the intended emotion of what is being played - at least in a proof-of-concept version dealing with the emotions of happiness and sadness.

Specific lighting designs were developed to support the specific emotions and the system was able to change between and alter the lighting based on the incoming cues. It was tested how well the emotion-based lighting performed in enhancing the conveying of the intended emotions compared to beat-synced lighting. The results showed that the emotion-based lighting did a better job.

## References

- [1] Juslin, P., Laukka, P.: Communication of Emotions in Vocal Expression and Music Performance: Different Channels, Same Code? *Psychological Bulletin*, Vol. 129, No. 5, 770–814 (2003)
- [2] Trainor, Laurel J., and Louis A. Schmidt.: Processing emotions induced by music. *The cognitive neuroscience of music*, 310-324 (2003)
- [3] Lighting the Rock Concert Corporate Event, <http://www.forbes.com/sites/ruthblatt/2014/08/25/lighting-the-rock-concert-corporate-event/#1dc48e2bf90e>
- [4] Playing with the Spectacular Interactive Lighting, <http://origin.www.futureoflight.philips.com/post/84508677106/playing-with-the-spectacular-interactive-lighting>
- [5] Lighting the Rock Concert Corporate Event, <http://www.forbes.com/sites/ruthblatt/2014/08/25/lighting-the-rock-concert-corporate-event/#2715e4857a0b6c165f59f90e>
- [6] Juslin, P., Sloboda, J.: *Music and Emotion, Theory and Research*. Oxford Press (2001)
- [7] Dahl, S., Friberg, A.: Visual perception of expressiveness in musicians' body movements. *Music Perception* Vol. 24(5), 433-454 (2007)
- [8] Burger, B., Saarikallio, S., Luck, G., Thompson, M. R., Toivianen, P.: *Emotions Move Us: Basic Emotions in Music Influence People's Movement to Music* (2012)
- [9] Takahashi, F., Kawabata, Y.: Association between colors and emotions by means of words and face icons, Department of Psychology, Hokkaido University
- [10] Kaya, N., Epps, H. H.: Color-Emotion associations: Past experience and personal preference, AIC 2004 Color and Paints, Interim Meeting of the International Color Association (2004)
- [11] Manav, B.: Color-Emotion Associations and Color Preferences: A Case Study for Residences, *Color Research & Application*, Vol. 32, Number 2 (2007)
- [12] Gao, X., H. Xin, J., Sato, T., Hansuebsai, A., Scalzo, M., Kajiwar, K., Guan, S., Valldeperas, J., Lis, M. J., Billger, M.: Analysis of Cross-Cultural Color Emotion, *Color Research & Application*, Vol. 32, Number 3 (2007)
- [13] O'Connor, Z.: Color Psychology and Colour Therapy: Caveat Emptor, *Color Research & Application*, Vol. 36, Number 3 (2011)