

Elsevier Editorial System(tm) for Chemical Engineering Journal
Manuscript Draft

Manuscript Number:

Title: Cellulosic pulp from *Leucaena diversifolia* by soda-ethanol pulping process

Article Type: Original Article

Section/Category: Environmental Chemical Engineering

Keywords: pulping; organosolv; leucaena diversifolia; fiber cellulose; experimental design; optimisation.

Corresponding Author: Dr. Antonio Perez,

Corresponding Author's Institution: University of Huelva

First Author: Francisco Lopez

Order of Authors: Francisco Lopez; Antonio Perez; Juan Carlos Garcia; Manuel Javier Feria; Maria del Mar Garcia; Manuel Fernandez

Abstract: A selection of the best wood raw materials for cellulose pulp and papermaking from five varieties of the *Leucaena* has been made (*Leucaena diversifolia*, *Leucaena colinsii* and three varieties of *Leucaena leucocephala*) with growth periods of one, two and three years. In accordance with biomass production and the features of the raw materials and cellulose pulp obtained, *Leucaena diversifolia* in its second year of growth was selected as the most suitable material for pulp and papermaking. Pulping of *L. diversifolia* by soda-ethanol was studied using an experimental design in order to investigate the effects of cooking variables: temperature, time, soda concentration, ethanol concentration and wash-disintegrate temperature on the chemical composition of the obtained pulps (yield, kappa number, viscosity, solubles substances, lignin, holocellulose and α -cellulose contents) and the physico-chemical characteristics of paper sheets (tensile index). The results were evaluated using the response surface methodology. The optimum pulping conditions were established for this lignocellulosic material, using the model predictions. The pulp obtained at these conditions has suitable chemical (pulp) and physical (paper sheets) characteristics: yield (46.5%), 1%NaOH solubles (3.04%), hot water solubles (0.63%), ethanol-benzene extractives (0.44%), holocellulose contents (96.7%), α -cellulose contents (75.8%), lignin contents (0.85%), viscosity (1367) kappa number (15.2) and tensile index (19.2 kN m/kg).

Suggested Reviewers: Jose Livio Gomide
jlgomide@ufv.br

Expert in pulp and paper industry.

Author of articles about biomass conversions and pulp and paper making.

Orlando Rojas
ojrojas@ncsu.edu

Expert in pulp and paper industry.

Author of articles about biomass conversions and pulp and paper making.

Dharm Dutt

dharm_dutt@rediffmail.com

Expert in pulp and paper industry.

Author of articles about biomass conversions and pulp and paper making.

Opposed Reviewers:

1
2
3
4 **Cellulosic pulp from *Leucaena diversifolia* by soda-ethanol pulping process**
5
6
7

8
9 F. López, A. Pérez*, J.C. García, M.J. Feria, M. M. García, M. Fernández

10
11 Department of Chemical Engineering. Faculty of Experimental Sciences. University of Huelva.

12
13 Campus of Carmen. Huelva. Spain.
14
15
16
17
18
19
20
21
22

23 * Corresponding Author:
24

25
26
27 Antonio Pérez Muñoz

28
29
30 Department of Chemical Engineering. Faculty of Experimental Sciences. University of Huelva.

31
32 Campus of Carmen. Avda. 3 de marzo s/n. 21071. Huelva. Spain.
33
34
35

36 Tfo.:(+34) 959 21 99 88.
37
38

39 Fax: (+34) 959 21 99 83
40
41

42 E-mail: aperez.munoz@diq.uhu.es
43
44

45
46 Keywords: pulping, organosolv, leucaena diversifolia, fiber cellulose, experimental design,
47
48 optimisation.
49
50
51
52
53
54
55
56
57
58
59
60
61
62
63
64
65

1
2
3
4 **1. Introduction**
5

6 Population growth and the increase in paper consumption have given rise to worldwide raw
7 material shortages. According to the ASPAPEL information Spain paper production was about 6.35
8 million tons in 2006, with an increase in the production of 11.5 %. On the other hand, under an EU
9 directive, bio-fuels should have a 5.75 percent market share by 2010 and 20 percent in 2020.
10 Besides the paper industry, wood is an important raw material employed for the bio ethanol or bio
11 diesel production too.
12

13 Considering the shortage of conventional raw materials for pulping and the increasing demand of
14 paper products and bio-fuels worldwide, systems of agricultural cropping and exotic tree varieties
15 [1] have attracted renewed interest, especially in Mediterranean countries like Spain, Italy and
16 Greece with insufficient forest resources [2].
17

18 Besides this, in the last decade, a great attention of the European agricultural research was
19 focused on the search of new non-food and high-yield short-rotations crops with perspective for
20 industrial utilisation [3]. Thus, fast-growing high-yield fiber farms offer enormous potential to
21 provide a productive new resource for the pulp and fiber manufacturing sector [4].
22

23 On this basis, *Leucaena diversifolia*, an example of an annually harvested high-yield and short-
24 rotations fibres plant, was the raw material studied in this work, as potential pulping raw material
25 and alternative source fibres. The interest in *Leucaena diversifolia*, a leguminous tree, arises from
26 the easy adaptability to Mediterranean ecological conditions [5, 6], high biomass productivity (43.7
27 t·ha⁻¹) [7], beneficial effects in the restoration of degrade soils [8, 9], and ability to intensive
28 cultivation, combined with appropriate properties for pulp and paper industry.
29

30 The integral exploitation of lignocellulosic biomass is hindered by the inability to separate its main
31 components without degrading the chemical structure of some. Extensive research in this field has
32 focussed on a variety of highly specific issues and hindered systematic, comprehensive
33 compilation of available fractionation methods. In dealing with such methods, Rijkens [10]
34 discriminated between those based on delignification (i.e. the solubilization of lignin, joined with low
35
36
37
38
39
40
41
42
43
44
45
46
47
48
49
50
51
52
53
54
55
56
57
58
59
60
61
62
63
64
65

1
2
3
4 effect on carbohydrate degradation and good selectivity in the delignification reaction) and those
5
6 relying on hydrolysis. In addition, organosolv methods have attracted interest for development as
7
8 commercial processes for reasons of environmental pollution, efficient utilization of the
9
10 lignocellulosics feedstock, ease of bleachability, small-sized plants, and low capital and production
11
12 costs [11].

13
14
15 Organosolv processes use either low-boiling solvents (e.g., methanol, ethanol, acetone), which can
16
17 be easily recovered by distillation, or high-boiling solvents (e.g., ethyleneglycol, ethanolamine), that
18
19 have been evaluated and revised by different authors [12].

20
21
22 In this work the anthraquinone-soda-ethanol was selected attending to its documented effect in
23
24 increasing the delignification degree, the yield and the process selectivity in alkaline cooking [13-
25
26 16].

27
28 A selection of the best wood raw materials for cellulosic pulp and papermaking from five varieties
29
30 of the *Leucaena* has been made (*Leucaena diversifolia*, *Leucaena colinsii* and three varieties of
31
32 *Leucaena leucocephala*) with growth periods of one, two and three years, together with the
33
34 germination of the second year of plants already harvested following their first year of growth.

35
36
37 A central composite factorial design was employed to examine the influence of the independent
38
39 cooking variables (temperature, time, ethanol concentration, soda concentration and temperature
40
41 of wash-desintegrate) on the pulping of *Leucaena diversifolia* using ethanol/soda/water mixtures.
42
43 The resulting yield, 1%NaOH solubles, hot water solubles, ethanol-benzene extractives,
44
45 holocellulose lignin and α -cellulose contents, viscosity and Kappa number of the pulps, and tensile
46
47 index of the paper sheets were then predicted with a view to identifying the most suitable operating
48
49 conditions.
50
51
52
53
54
55
56
57
58
59
60
61
62
63
64
65

2. Materials and methods

2.1. Raw material

Plant was obtained from seed, for *Leucaena diversifolia* and was used in this experiment. These plants were grown in a nursery, in 300 cm³ pot holders; they were inured from bacterium *Rhizobium* and, when they were three month old, they were changed to the ground in La Rábida (Huelva, south-western Spain).

Field experiments were carried out in two plots with a complete randomized block design with 4 replicates per provenance. Any fertilization was not added to plots. The soil at the experimental site was sandy loamy with a pH of 6-8 and having moderate to substantial depth.

The sample, representing *Leucaena diversifolia* provenance aged from 1 to 2 to 3 years, and the sprouts again of the plant after the first year cut, were collected (pruning was always made during winter).

Representative foliage and branch wood samples were collected (varieties-wise, quadruplicate) for moisture estimation and chemical analyses, in a random fashion. For yield estimation, four randomly selected plants per plot were cut at the base of the crown. The samples were immediately transferred to the laboratory in double-sealed polyethylene bags. After recording the fresh weights, they were dried to constant weights at 70°C, and ground to pass through a 2 mm sieve. Estimates of dry weight biomass were obtained from the fresh weights of various plants types and their corresponding moisture contents. The average biomass of component parts per plant was multiplied by the number of plants per plot and extrapolated to a hectare.

2.2. Characterization of the raw material, pulp and paper

Leucaena diversifolia wood trimming sample were milled to pass an 8 mm screen, since no diffusion limitations were observed for the particle size in preliminary studies. Samples were air-dried, homogenized in a single lot to avoid differences in composition among aliquots, and stored.

Characterization experiment involved the following parameters: 1% NaOH solubles (Tappi 212 om-98), hot water solubles (Tappi 207 cm-93), ethanol-benzene extractives (Tappi 204 cm-97), α -

1
2
3
4 cellulose (Tappi 203-om-93), lignin (Tappi T 222 om-98) and holocellulose contents [17]. All
5
6 treatments in this study were in a completely randomized design with five replications (variation
7
8 coefficient less than 5%).
9

10 *Leucaena diversifolia* wood trimming were used for pulp and papermaking, but only wood was
11
12 considered as it contained the bark, which was very thin and difficult to strip off also, it accounted
13
14 for only 1-2% of the overall mass.
15

16
17 Characterization experiments of pulp involved the following parameters: yield (Tappi 257 cm-85),
18
19 1% NaOH solubles (Tappi T 212 om-98), ethanol-benzene extractives (Tappi 204 cm-97), hot
20
21 water solubles (Tappi 207 cm-93), α -cellulose (Tappi 203 om-93), holocellulose [17], lignin (Tappi
22
23 T 222 om-98) contents, viscosity (Tappi T230 om-94) and kappa number (Tappi 236 cm-85). From
24
25 paper sheets, gramage can be determined (T 220 sp-96), burst index (Tappi T 403 om-97), tear
26
27 index (Tappi 414 om-98) and tensile index (Tappi 494 om-96).
28
29

30 2.3. Pulping produce and formation of paper sheets 31 32

33 Cellulose pulps were obtained using a 1-L bath cylindrical reactor that was heated by means of
34
35 electrical resistances and linked to a control unit including the required instrument for
36
37 measurement and control of the pressure and temperature. The control unit included temperature
38
39 and pressure gauges as well as appropriate safety devices. The initial liquor to solid ratio was 8:1
40
41 (dry wt. basis); the aqueous soda concentration in the cooking liquor was 21% by weight; the
42
43 ethanol concentration was 30% in volume and the anthraquinone concentration was 0.05% in
44
45 weight. The reactor was then closed and simultaneously heated and activated to assure good
46
47 mixing and uniform swelling of the wood. The temperature was set at 185°C for 60 min and
48
49 preheating was done for 30 min to reach the temperature mentioned. Finally, to open the reactor,
50
51 the liquor was quickly refrigerated by internal heat exchanger to obtained low-pressure levels.
52
53 Following cooking, the pulp was separated from the liquor and disintegrated (the process
54
55 separating the pulp into a suspension of individual fibers in water in this study had been performed
56
57 at different temperatures), without disturbing the fibers during 3 min, (2500 rpm), washed on a
58
59
60
61
62
63
64
65

1
2
3
4 sieve of 16 mm mesh (the process of cleaning the dispersed fibers after cooking in this study had
5
6 been performed at different temperatures). The pulp was defibered on a Sprout-Waldron refiner
7
8 and passed again through a Strainer filter (0.4 mm mesh) in order to isolate the uncooked material.
9
10 Paper sheets were prepared with an ENJO-F-39.71 sheet machine according to the Tappi 205 sp-
11
12 95 standard.
13

14 15 2.4. Experimental design for the pulping conditions

16
17 To be able to relate the dependent and independent variables with the minimum possible number
18
19 of experiment, 2ⁿ central composite factor design that enabled the construction of second-order
20
21 polynomial in the independent variables and the identification of statistical significance in the
22
23 variables was used.
24

25
26 Independent variables were normalized by using the following equation:
27

$$28$$
$$29$$
$$30 X_n = \frac{X - \bar{X}}{(X_{\max} - X_{\min}) / 2}$$
$$31$$
$$32$$
$$33$$
$$34$$

35
36 Where X is the absolute value of the independent variable concern \bar{X} is the average value of the
37
38 variable, and X_{\max} and X_{\min} are its maximum and minimum values, respectively. The pulping
39
40 temperature, pulping time, soda concentration, ethanol concentration and wash-disintegrate
41
42 temperature used in the different experiments of the design were 170°C, 180°C and 190°C; 45, 60
43
44 and 75 min; 12, 17 and 22% NaOH; 30, 45 and 60% EtOH (v/v) and 20°C, 45°C and 70°C,
45
46 respectively.
47

48
49 The independent variables used in the equations relating to both types of variables were those
50
51 having a statistical significant coefficient (viz. those not exceeding a significance level of 0.05 in the
52
53 student 's-test and having a 95% confidence interval excluding zero).
54
55
56
57
58
59
60
61
62
63
64
65

3. Results and discussion

3.1. Selection of raw material for pulp and papermaking

In order to choose the most suitable species of *Leucaena* and its best pruning year, different parameters from 5 different *Leucaena* varieties (*Leucaena diversifolia*, *Leucaena collinsii* and three *Leucaena leucocephala* varieties) were evaluated. It can be observed from previous works [7] that depending on their biomass production (dry wood biomass) from one and two years harvests, *Leucaena collinsii* was the species that had the lowest biomass production from all the harvests; *Leucaena diversifolia* was the one that presented highest biomass production on the second year harvest (28.3 (5.3) t ha⁻¹ of woody biomass in two years and 43.7 (8.2) t ha⁻¹ of total biomass) and *Leucaena leucocephala* from Indian variety the one with largest sprouts production after cutting (45.1 (10.2) t ha⁻¹ one year after the first harvest). It's according with the idea of "fast growing and high pulp yielding trees, which can be grown in all types of soils like semi and arid regions" for *Leucaena leucocephala* [18]. Nevertheless, these are not conclusive data due to significant standard deviation. Length and diameter results from different *Leucaena* varieties were also presented [7]. Three *Leucaena leucocephala* varieties show quite different lengths, higher than the other *Leucaenas* on their second year sprouts, but not the diameter. However, *Leucaena diversifolia* shows a stalk length and diameter significantly higher and bigger than the other varieties on their second year harvest.

For this work, biomass production from third year harvest (three year-old plants) has also been evaluated. *Leucaena diversifolia* produced 11.73 (2.58) t ha⁻¹ year⁻¹ of woody biomass (35.18 t (7,74) in three years and 50,48 (8,64) t of total biomass) and the rest of the *Leucaena* varieties between 6.53 and 8.54 t ha⁻¹ year⁻¹, so it cannot be said that there is an increase in biomass production through next growing years. Third year sprouts production (i.e. the sprouting capacity after the second harvest) was approximately stable: 28.09 (7.27) t ha⁻¹ year⁻¹ of woody biomass for *Leucaena diversifolia* and between 10.2 and 31.94 t ha⁻¹ year⁻¹ for the other *Leucaena* varieties.

1
2
3
4 In previous work [7, 19] these five *Leucaena* varieties are physic-chemically characterized as well
5
6 as cellulose pulps and paper sheets obtained. Differences in fibre length were not significant,
7
8 except for the case of *Leucaena collinsii* that turned out to be much smaller than the other
9
10 varieties. Considering the soluble content in hot water, 1% NaOH and ethanol-benzene extractives
11
12 that *Leucaena diversifolia* turned out to be the best material for cellulose pulp production due to its
13
14 little content in substances, even though results showed no significant differences. Based on
15
16 holocellulose, lignin and α -cellulose contents, and once *Leucaena collissi* was removed because of
17
18 its low biomass production and fibre length, *Leucaena diversifolia* is the best first year harvest
19
20 variety. Nevertheless, this is not the same on the second year harvest, where it is difficult to obtain
21
22 conclusions from the analysis in order to determine the most appropriate variety for obtaining
23
24 cellulose pulp. Moreover, the fibers of 2 years old of *Leucaena leucocephala* are immature and
25
26 consist of more non-fribous elements i.e. vessels and parenchymatous cells [20].
27
28
29

30
31 Once *Leucaena diversifolia* has been selected as the most interesting one for obtaining cellulose
32
33 pulps and paper sheets, and based on all these previous works, the material has been analysed
34
35 one year later and cellulose pulp and paper sheets have been obtained. On the *Leucaena*
36
37 *diversifolia* third year harvest, soluble substances content on hot water was 4.1%, 16.4% in 1%
38
39 NaOH and in ethanol-benzene 1.7%. Holocellulose and α -cellulose contents went down up to
40
41 65.8% and 37.95%, respectively and the lignin content went up to 24.8%. It seems clear that an
42
43 intense material lignifications from the first to the second year and above all to the third one, with
44
45 little decreases in holocellulose content to 3.5% and 12.5%, α -cellulose content to -3.7% and 8.8%
46
47 and lignin content to -9.4% and -15.3%, respectively. Strong *Leucaena diversifolia* lignifications
48
49 between the second and third year seems to suggest use the second year harvest for harvests of
50
51 short rotation.
52
53

54
55 On table 1, results from cellulose pulp and paper sheets characterization from one, two and three
56
57 year old *Leucaena diversifolia* are shown:
58
59

60 **(TABLE 1)**
61
62
63
64
65

1
2
3
4 Lignification process is much more intense on second year than on third one, with relative little
5
6 decreases of holocellulose content in pulps to 0.05% and 1.7%, for α -cellulose 1.8% and 3.3% and
7
8 for lignin to 21.3% and -76.0%, respectively. Paper characteristics development in pulps obtained
9
10 from first, second or third *Leucaena diversifolia* harvest are much more clear about advisable to
11
12 select the second pruning material for paper manufacture. The tensile, burst and tear index are
13
14 maximum for second year material. Cellulose pulp yield and viscosity have also been highest for
15
16 second year harvest and kappa number shows a growing tendency.
17
18

19 3.2. Experimental design, modelization and optimization

20
21 Cellulose pulp and paper sheets have been obtained from second year harvest *Leucaena*
22
23 *diversifolia* with different experimental conditions and anthraquinone was not used. The normalized
24
25 values of independent variables and properties of the pulp and paper sheets obtained in the
26
27 pulping process, using the proposed experimental designs are shown in table 2. Each value in
28
29 experimental results is an average of five (chemical pulp properties) or twelve (tensile index)
30
31 samples. The deviations for these parameters from their respective means were all less than 5%.
32
33 Substituting the values of the independent variables for each dependent variable in table 2 into the
34
35 polynomial expression used yielded the equations showed in table 3.
36
37
38

39 **(TABLE 2)**

40
41 We can see that the 1% NaOH soluble substances, the α -cellulose content and tensile index of
42
43 cellulosic pulp and paper sheets from *L. diversifolia* (2nd year harvest. Table 2) is better than those
44
45 obtained using the proposed experimental design (Table 3). This is sufficiently explained by the
46
47 absence in the use of anthraquinone in the second case. In spite of the commercial cost involved,
48
49 we believe this application is useful and it is obvious that the values provided in Table 3 could be
50
51 improved [21, 22].
52
53

54 **(TABLE 3)**

55
56 Identifying the independent variables with the strongest and weakest influence on the dependent
57
58 variables in equations (1) to (10) is not so easy since the former contain quadratic terms and other
59
60
61
62

1
2
3
4 factors involving interactions between two independent variables, although here we would like to
5
6 highlight the following:
7

8
9 Observing the linear terms of the equations in Table 3, we can reach the most obvious conclusions
10 on how independent variables would affect dependant variables. For example, to achieve the best
11 yields and α -cellulose contents we advise, as a general rule, operation at low values for
12
13 independent variables, but in order to achieve the best Kappa numbers, soluble compounds, lignin
14
15 and holocellulose contents and tensile index, as a general rule, we recommend operation of
16
17 independent variables at high values. It is more relevant to observe one of the quadratic terms that
18
19 either totally pr partially correct the main tendency observed by the influence of linear terms. The
20
21 yield terms $+X_T X_T$ or $+X_A X_A$ show that greater yields can be achieved at low temperatures or alkali
22
23 concentration (-1) that with intermediate values (0). In the case of viscosity, the terms $-X_T X_T$ o -
24
25 $X_{WD} X_{WD}$ would show greater viscosity at low pulping and wash-disintegration temperatures, against
26
27 the trend determined by the linear term (+T). For the kappa number and lignin content the “linear”
28
29 trend at which work is most convenient, at high temperature and alkali concentration, could be
30
31 corrected by terms $+X_T X_T$ y $+X_A X_A$ that would show the possibility of working at intermediate
32
33 temperature and alkali concentration levels. In the case of holocellulose and α -cellulose contents
34
35 and tensile index, the existence of the term $-X_A X_A$ and its relatively high coefficient in all three
36
37 cases provides an important correction of the linear trend and shows the convenience of operating
38
39 at intermediate alkali concentration levels.
40
41
42
43
44
45

46 As far as interaction terms are concerned, we can see the recurrence of term $X_T X_t$ in almost all
47
48 equations in Table 3 with a similar effect to the general effect of the quadratic terms. The linear
49
50 operation trend is corrected or modulated under the most thorough operating conditions. The terms
51
52 $X_T X_A$ and $X_t X_A$ also appear in almost all models, corroborating the importance of alkali
53
54 concentration over independent variables although the effects were the opposite. Although the $+X_T$
55
56 and $+X_A$ interaction effect brings a decrease in soluble substance content and the kappa number,
57
58 this may be due to a cellulose degradation process. In fact, term $-X_T X_A$ of equation 9 (α -cellulose)
59
60
61
62
63
64
65

1
2
3
4 and $+X_T X_A$ of equation 7 (lignin) suggest the combination of low operation temperatures with high
5
6 alkali concentrations or vice versa, and this shows that cellulose chain degradation is higher under
7
8 more thorough operating conditions. The following most recurrent interaction terms are $X_A X_E$ and
9
10 $X_A X_{WD}$, which as a general rule show it is convenient to use intermediate ethanol concentration
11
12 values and high wash-disintegration temperature. Additional information on the equations in Table
13
14 3 can be viewed in Figure 1.

15
16
17 Figure 1 shows a plot of each dependent variable against each independent one constructed by
18
19 changing all the independent variables between the normalized values from -1 to $+1$. At a given
20
21 value of an independent variable, the magnitude of the difference between the maximum and
22
23 minimum values of the dependent variable is related to the influence of the independent variables
24
25 other than that plotted on the variation of the dependent variable concerned. Methodology for
26
27 obtaining Figure 1 is described in previous works from [23, 24].
28
29

30
31 **(FIGURE 1)**

32
33 As can be seen in Figure 1, the active alkaline concentration or operation temperature are the
34
35 variables with the strongest influence amongst all dependent variables except ethanol-benzene
36
37 extractives and α -cellulose contents where ethanol concentration is the most powerful independent
38
39 variable.
40

41
42 In order to determine the values of the independent variables giving the optimum values of
43
44 dependent variables, the response surfaces for each dependent variable were plotted at two
45
46 extreme levels of the independent variable most strongly influencing each (figure 1) and a fixed
47
48 value of the two least influential variables (Figures 2 and 3).
49

50
51 An example of the above is Figure 2 that shows that low lignin content may be obtained at high
52
53 pulping temperature and intermediate active alkali concentration and pulping time. This partly
54
55 confirms the prior analysis of the quadratic terms and the effect of excessive cellulose degradation
56
57 in combination with high alkali concentrations and the excessive operation time if the temperature
58
59 is high. The response surface for the kappa number (no show) also shows it is convenient to
60
61

1
2
3
4 operate at high temperature with the effect being much less relevant than in the case of the
5
6 remaining independent variable, although here we must highlight the positive effect over the kappa
7
8 number of a greater wash-disintegration temperature. The response surface for the yield (no show)
9
10 shows that greater yield is achieved at low independent variable levels with the influence of
11
12 temperature being less pronounced at low alkali concentration levels. The remaining independent
13
14 variables have a much lesser influence. The analysis is similar to the rest of the variables related to
15
16 soluble contents. In the case of the 1%NaOH soluble contents and operating at low alkali
17
18 concentration levels, it is also convenient to operate at low levels of ethanol concentration.
19
20

21
22 Holocellulose contents are greater at high alkali concentration, with this being the most influential
23
24 independent variable (ethanol concentration and wash-disintegration temperature in equation 8 did
25
26 not have a statistically significant coefficient over the ranges considered), although the temperature
27
28 effect is more pronounced at lower alkali concentration levels. In this scenario, optimum levels of
29
30 α -cellulose content may be reached. Figure 3 shows that the greatest α -cellulose content may be
31
32 obtained at high ethanol concentration and operation temperatures when alkali concentration is
33
34 relatively low, below 16%.
35
36

37 **(FIGURE 2)**

38
39 **(FIGURE 3)**

40
41
42 Unlike previous work by Gillah [25, 26] on *L. leucocephala* kraft pulp harvested in the tenth growth
43
44 year (yield 49.5%, kappa number 28, average tensile strength with 2000 H-factor and 20%
45
46 effective alkali content), better or at least comparable results have been obtained with lower active
47
48 alkali needs and a lower tree production period.
49
50

51 This would support the hypothesis that the *Leucaena diversifolia* is suitable as a material for
52
53 cellulose paste and paper in intermediate operation conditions within the selected variation range:
54
55 around 15% to 19% of alkali concentration, 40% to 50% ethanol concentration, 55 to 65 min. of
56
57 operation time and with wash-disintegration temperatures between 40° C and 50° C. The optimum
58
59 operation temperature would be high in the range taking into account the following: 185-190°C.
60
61
62
63
64
65

1
2
3
4 Applying these conditions to the models in Table 3, the following results would be obtained: yield,
5
6 46.5%, 1%NaOH solubles 3.04%, hot water solubles 0.63%, ethanol-benzene extractives 0.44%,
7
8 holocellulose contents 96.7%, α -cellulose contents 75.8%, lignin contents 0.85%, kappa number
9
10 15.2, viscosity $1367 \text{ cm}^3 \text{ g}^{-1}$ and tensile index 19.2 kN m/kg , whose difference with regard to the
11
12 experimental results in item +1 0 0 0 0 does not exceed 5% (Table 2), with the exception of the
13
14 tensile index, with the difference being 6.5%.

18 **4. Conclusions**

19
20
21 In accordance with biomass production (43.7 t ha^{-1} of total biomass in two years) and the features
22
23 of the raw materials and cellulose pulp obtained (kappa number, 17.4; viscosity, $881 \text{ cm}^3/\text{g}$, α -
24
25 cellulose, 79.9%, tensile index, 20.3 kNm/kg), the *Leucaena diversifolia* varieties in its second year
26
27 of growth was the most suitable pulp and papermaking lignin cellulose material among the five
28
29 *Leucaena* varieties studied.

30
31
32 The soda-ethanol-anthraquinone pulping could be an adequate process *Leucaena diversifolia*.
33
34 Suitable physical characteristics of paper sheets (tensile index) and acceptable chemical
35
36 characteristics and yield pulping could be obtained by operating at high temperature ($185\text{-}190^\circ\text{C}$),
37
38 and low or medium values for active alkali concentration (17%), pulping time (60 min) and ethanol
39
40 concentration (45% v/v) and wash-disintegrate temperature (45°C).

41
42
43 The pulp obtained at these conditions has suitable chemical (pulp) and physical (paper sheets)
44
45 characteristics: yield (46.5%), 1%NaOH solubles (3.04%), hot water solubles (0.63%), ethanol-
46
47 benzene extractives (0.44%), holocellulose contents (96.7%), α -cellulose contents (75.8%), lignin
48
49 contents (0.85%), kappa number (15.2), viscosity ($1367 \text{ cm}^3 \text{ g}^{-1}$) and tensile index (19.2 kN m/kg).
50
51

53 **Acknowledgements**

54
55
56
57 The authors acknowledge financial support from the CICYT-FEDER (Science and Technology Inter
58
59 Ministerial Commission, Spanish Government – European Regional Development Fund), projects
60
61
62
63
64
65

1
2
3
4 number CTQ2006-10329/PPQ and AGL2009-13113 and to the Ramón y Cajal and Juan de la
5
6 Cierva programs (Spain's Ministry of Education and Science for additional funding).
7
8
9

10 11 12 13 **References**

- 14
15 [1] Sedjo, R.A. Biotech and planted trees: some economics and regularoty issues. AgBioForum, 6
16 (3), 113-119 (2003).
17
18
19
20 [2] Ververis, C. Georghiou, K. Christodoulakis, N. Santas, P. Santas, R.. Fiber dimensions, lignin
21 and cellulose content of various plant materials and their suitability for paper production. Ind.
22 Crops Prod., 19, 245-254 (2004).
23
24
25
26 [3] Shatalov, A. Pereira, H.. Kinetics of organosolv delignification of fibre crop Arundo donax L. Ind.
27 Crops Prod., 21, 203-210 (2005).
28
29
30
31 [4] Mansfield, S.D. Weineisen, H.. Wood fiber quality and kraft pulping efficiencies of trembling
32 aspen (*Populus tremuloides* Michx) clones. J. Wood Chem. Technol., 135-151 (2007).
33
34
35
36 [5] Rout, G.R. Samantaray, S. Das, P.. Chromium nickel and zinc tolerance in *Leucaena*
37 *leucocephala* (K8). Siva Genet., 48, 3–4 (1999).
38
39
40
41 [6] Ma, Y. Dickinson, N.M. Wong, M.H.. Interactions between earthworms, trees, soil nutrition and
42 metal mobility in amended Pb/Zn mine tailings from Guangdong, China. Soil Biol. Biochem. 35
43 (10), 1369–1379 (2003).
44
45
46
47 [7] Díaz, M.J. García, M.M. Eugenio, M.E. Tapias, R. Fernandez, M. López, F.. Variations in fiber
48 length and some pulp chemical properties of *Leucaena* varieties. Ind. Crops Prod. 26, 142-150
49 (2007).
50
51
52
53 [8] Vanlauwe, B. Sanginga, N. Merckx, R.. Recovery of *Leucaena* and *Dactyladenia* residue 15N in
54 alley cropping systems. Soil Sci. Am. J., 62, 454–460 (1998).
55
56
57
58
59
60
61
62
63
64
65

- 1
2
3
4 [9] Sharma, N.K. Singh, P.N. Tyagi, P.C. Mohan, S.C.. Effect of *Leucaena* mulch on soil-water use
5 and wheat yield. *Agric. Water Manage.*, 35 (3), 191–200 (1998).
6
7
8
9 [10] Rijkens, B.A. Hydrolyses processes for lignocellulosic material. CECD Workshop Cellulose
10 Programme. Braunschweig. Germany (1984).
11
12
13 [11] Oliet, M. Gilarranz, M.A. Domínguez, J.C. Alonso, M.V. Rodríguez, F.. Ethanol-based pulping
14 from *Cynara cardunculus L.* *J. Chem. Tech. Biotech.* 80, 746-753 (2005).
15
16
17
18 [12] Muurinen, E.. Organosolv pulping. A review and distillation study related to peroxyacid pulping.
19 PhD Thesis. Department of Procces Engineering. University of Oulu. Finland (2000).
20
21
22
23 [13] Hart, P.W. Brogdon, B.N. Hsieh, J.S.. Anthraquinone pulping of kudzu (*Pueraria lobata*).
24 *Tappi J.*, 76 (4), 162–166 (1993).
25
26
27
28 [14] Li, Z. Li, J. Kubes, G.J.. Kinetics of delignification and cellulose degradation during kraft
29 pulping with polysulphide and anthraquinone. *J. Pulp Paper Sci.*, 28 (7), 234–239 (2002).
30
31
32
33 [15] Khristova, P. Kordsachia, O. Patt, R. Dafaalla, S.. Alkaline pulping of some eucalyptus from
34 Sudan. *Bioresource Technol.*, 97 (4), 535–544 (2006).
35
36
37
38 [16] Abrantes, S. Amaral, M.E. Costa, A.P. Duarte, A.P.. *Cynara cardunculus L.* alkaline pulps:
39 alternatives fibres for paper and paperboard production. *Bioresource. Technol.*, 98, 2873-
40 2878 (2007).
41
42
43
44
45
46 [17] Wise, L.E. Marphy, M. D’Adieco, M.. Chlorite holocellulose, its fractionation and bearing on
47 summative wood analysis and on studies on the hemicelluloses. *Paper Trade J.*, 122 (2), 35-
48 46 (1946).
49
50
51
52
53 [18] Malik, R.S. Dutt, D. Tyagi, C.H. Jindal, A.K. Lakharia, L.K.. Morphological, anatomical and
54 chemical characteristics of *Leucaena Leucocephala* and its impact on pulp and paper making
55 properties. *J. Sci. Ind. Res.* , 63 (2), 125-133 (2004).
56
57
58
59
60
61
62
63
64
65

- 1
2
3
4 [19] López F.; García M.M.; Yáñez, R.; Tapias R.; Fernández M.; Díaz M.J., *Lecaena* species
5
6 valoration for biomass and paper production in one and two year harvest. *Bioresource*
7
8 *Technol*, 99, 4846-4853 (2008).
9
- 10
11 [20] Dutt, D. Tyagi, C.H. Malik, R.S.. Studies on effect of growth factor on morphological, chemical
12
13 and pulp and paper making characteristics and its impact on fluff generation. *Indian J. Chem.*
14
15 *Techn.*,14 (6), 626-634 (2007).
16
17
- 18 [21] Loewendahl, L. Samuelson, O.. Carbohydrate stabilization during soda pumping with addition
19
20 of anthraquinone. *Tappi J.*, 61(2), 19-21 (1978).
21
22
- 23 [22] Francis, R.C. Shin, S. Omori, S. Amidon, T.E. Blain, T.J.. Soda pulping of hardwoods
24
25 catalyzed by anthraquinone and methyl substituted anthraquinones. *J. Wood Chem.*
26
27 *Technol.*, 26(2), 141-152 (2006).
28
29
- 30 [23] López, F. Alfaro, A. García, M.M. Díaz, M.J. Calero, A.M. Ariza, J.. Pulp and paper from
31
32 tagasaste (*Chamaecytisus proliferus L.F. ssp palmensis*). *Chem. Eng. Res. Des.*, 82(A8),
33
34 1029-1036 (2004).
35
36
- 37 [24] Díaz, M.J. Alfaro, A. García, M.M. Eugenio, M.E. Ariza, J. López, F.. Ethanol Pulping from
38
39 Tagasaste (*Chamaecytisus proliferus L.F. ssp palmensis*). A New Promising Source for
40
41 Cellulose Pulp. *Ind. Eng. Chem. Res.*, 43, 1875-1881 (2004).
42
43
- 44 [25] Gillah, P.R. Ishengoma, R.C.. Kraft pulping of *Leucaena leucocephala* grown in Morogoro,
45
46 Tanzania. *Holz. Roh. Werkst.*, 51(5), 353-356 (1993).
47
48
- 49 [26] Gillah, P.R. Ishengoma, R.C.. Bleaching of kraft pulps from *Leucaena leucocephala* grown in
50
51 Tanzania, *Holz. Roh. Werkst.*, 53(6), 389-391 (1995).
52
53
54
55
56
57
58
59
60
61
62
63
64
65

Figure(s)

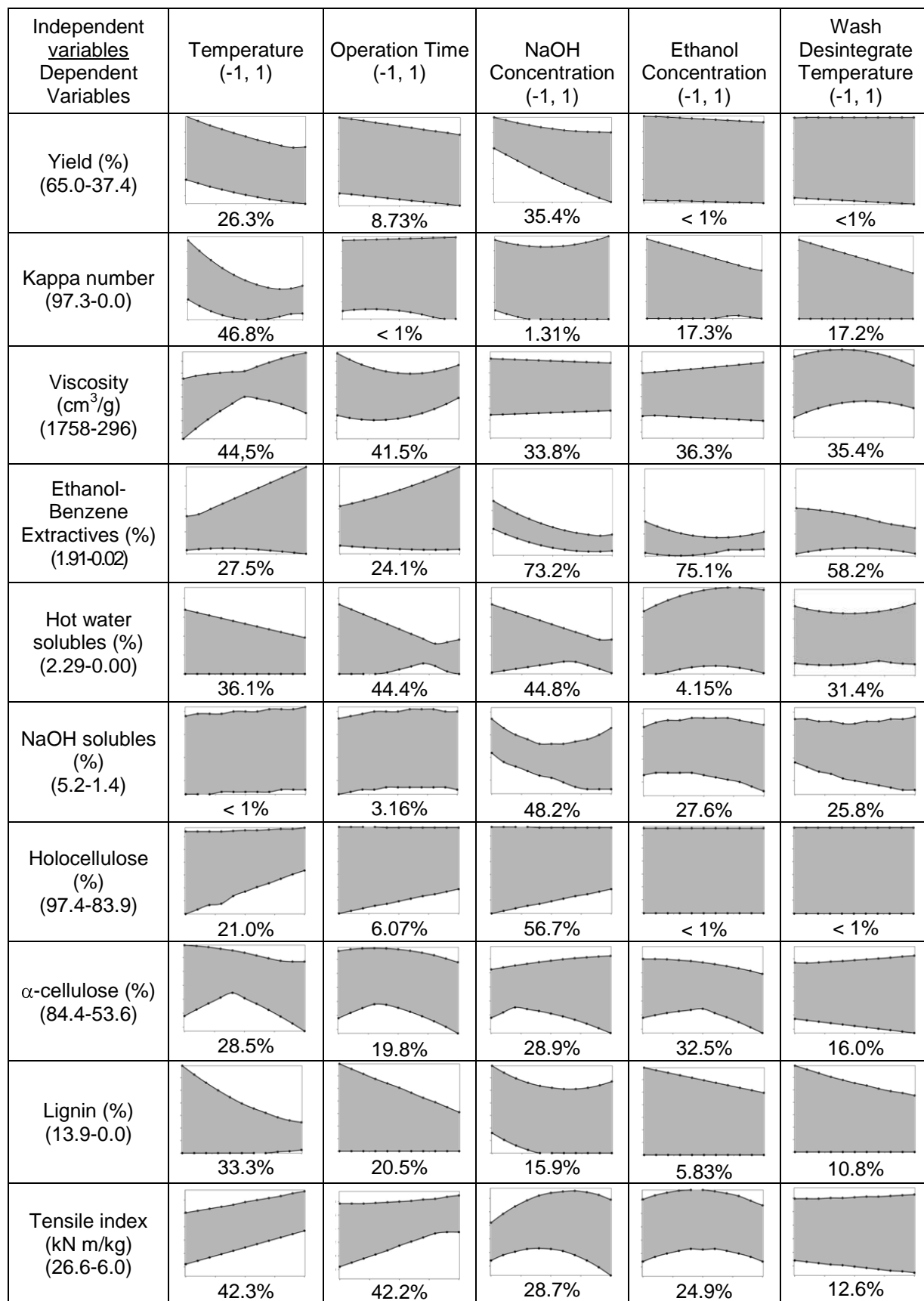


Figure 1: Variation of dependent variables as a function of normalized independent variables

Figure 2: Lignin variations as a function of 1% NaOH concentration and time operation at two temperature levels

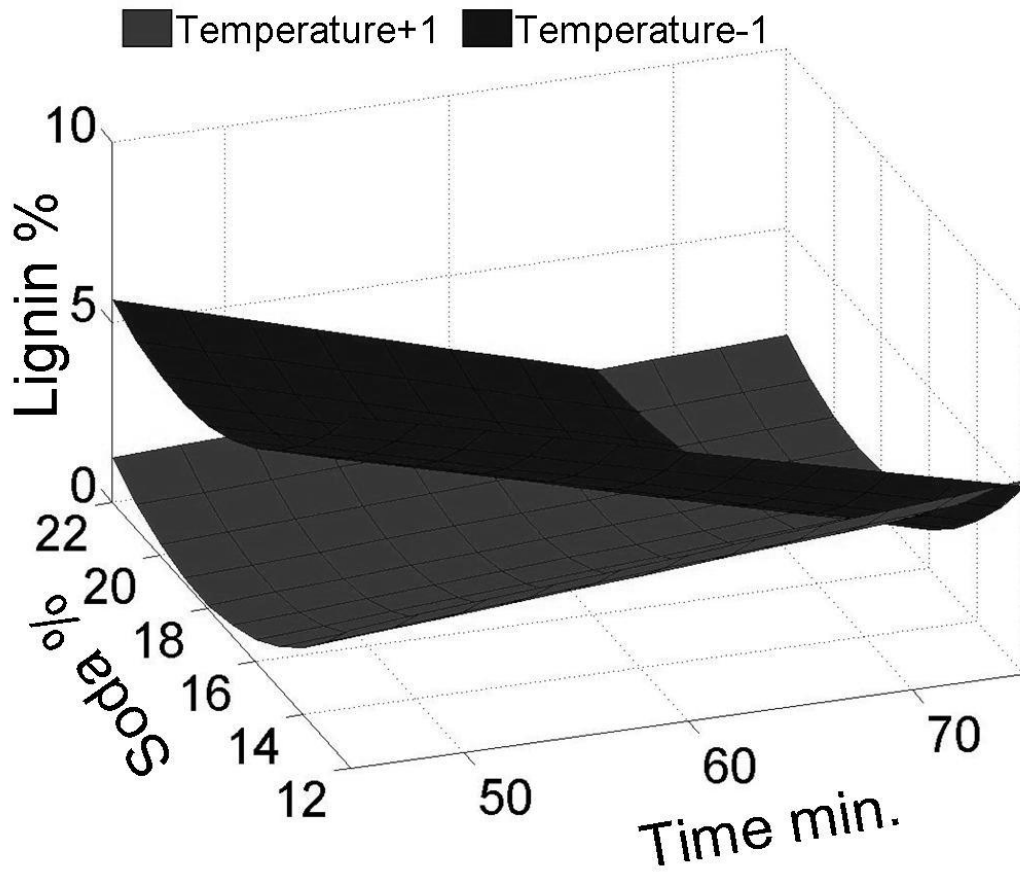


Figure 3: α -cellulose variations as a function of 1% NaOH concentration and temperature operation at two ethanol concentrations levels

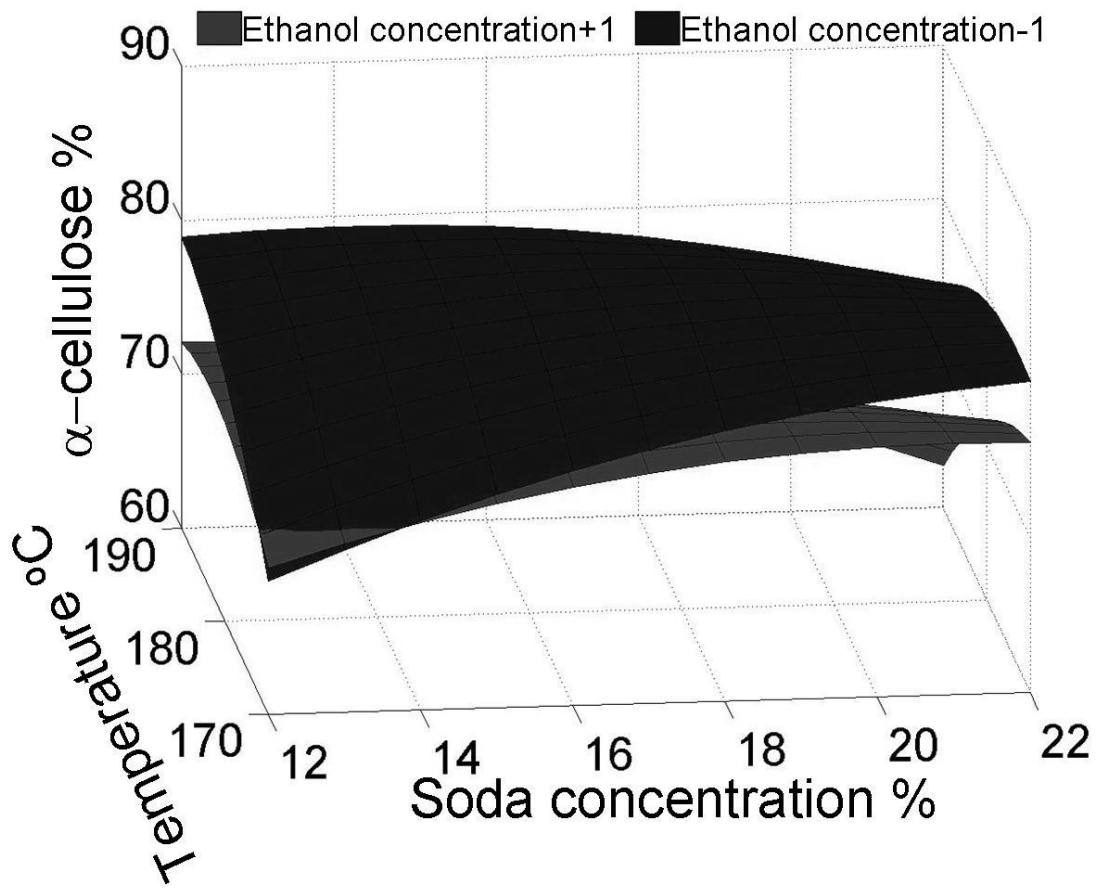


Table 1: Chemical characterization of the first year *Leucaena diversifolia* and sprouts, after prunings, with one year, second and third year pulp obtained. And Physico-chemical characterization of the first year *Leucaena diversifolia* and sprouts, after prunings, with one year, second and third year paper obtained.

Pulp from <i>Leucaena diversifolia</i>	Hot water solubles (%)	1% NaOH solubles (%)	Ethanol-benzene extractives (%)	Holocellulose (%)	Lignin (%)	α-cellulose (%)
<i>First year and sprouts*</i>	0.71	2.78	1.90	94.5	1.74	81.4
<i>Second year*</i>	1.04	1.63	0.65	94.5	1.37	79.9
<i>Third year</i>	0.48	2.47	0.30	92.9	5.70	77.2
Paper from <i>Leucaena diversifolia</i>	Yield (%)	Kappa number	Viscosity (cm³/g)	Tensile index (kNm/kg)	Burst index (kN/g)	Tear index (mNm²/g)
<i>First year and sprouts**</i>	41.0	10.7	725	13.8	0.56	0.85
<i>Second year**</i>	46.4	17.4	881	20.3	0.80	1.20
<i>Third year</i>	39.7	23.7	675	10.8	0.32	0.81

* [7], ** [19]

Table 2: Values of the independent variables and the physico-chemical properties of the pulp and paper sheets obtained in the pulping process by using the proposed experimental design.

Normalized values of temperature, time, active alkali concentration, ethanol concentration and wash temperature					Yield (%)	Viscosity (cm ³ /gr)	Kappa number	NaOH 1% solubles (%)	Ethanol-benzene extractives (%)	Hot water solubles (%)	Lignin (%)	Holocellulose (%)	α-Cellulose (%)	Tensile index (kN m/kg)
1	1	1	1	1	38.2	1224	15.4	2.2	0.40	0.20	4.5	96.5	55.5	15.00
1	1	1	-1	-1	39.4	1365	11.1	3.7	0.27	0.25	2.6	96.5	72.4	14.2
1	1	-1	1	-1	54.9	1143	44.3	5.6	1.79	0.57	5.8	90.5	70.2	15.3
1	1	-1	-1	1	52.7	1504	43.7	3.0	1.02	0.76	5.3	92.0	73.9	16.4
1	-1	1	-1	-1	42.6	1308	11.9	2.6	0.19	0.68	1.3	95.9	57.4	15.4
1	-1	1	-1	1	42.7	726	9.8	2.3	0.34	0.25	1.8	96.7	73.3	14.0
1	-1	-1	1	1	56.5	1521	43.3	5.1	0.52	1.40	5.0	90.6	71.3	11.8
1	-1	-1	-1	-1	54.5	1508	43.4	3.7	1.22	0.75	5.7	90.1	71.9	13.1
-1	1	1	1	-1	47.5	691	13.9	3.3	0.11	1.04	0.4	95.4	72.7	13.1
-1	1	1	-1	1	49.9	1057	14.6	2.2	0.21	0.32	0.8	96.3	78.9	15.1
-1	1	-1	1	1	57.9	760	54.0	4.4	0.42	1.02	7.0	87.1	67.0	8.7
-1	1	-1	-1	-1	59.3	983	48.3	3.3	0.94	0.80	6.3	88.3	70.1	14.2
-1	-1	1	1	1	51.9	1375	24.1	2.9	0.37	0.70	3.0	94.4	77.3	13.2
-1	-1	1	-1	-1	61.2	696	57.5	3.8	0.44	1.11	11.4	91.9	68.9	6.2
-1	-1	-1	1	-1	63.1	595	57.8	5.1	0.17	1.78	9.8	82.6	59.7	7.3
-1	-1	-1	-1	1	65.0	608	55.7	4.0	0.50	0.89	10.2	85.0	65.3	7.2
1	0	0	0	0	47.4	1387	15.2	3.0	0.43	0.64	0.9	95.6	76.4	17.9
-1	0	0	0	0	55.3	1022	48.6	3.1	0.12	0.95	3.0	93.1	77.1	16.9
0	1	0	0	0	47.3	1325	13.3	2.8	0.30	0.93	0.6	95.1	74.7	18.4
0	-1	0	0	0	51.1	1468	22.8	2.8	0.15	1.22	2.3	93.9	73.9	15.8
0	0	1	0	0	45.4	1011	16.2	3.1	0.08	0.88	1.7	96.1	76.6	15.6
0	0	-1	0	0	57.9	1119	41.7	4.6	0.60	1.27	6.0	88.7	73.5	14.6
0	0	0	1	0	49.9	1089	20.4	2.9	0.27	0.91	1.1	94.8	73.0	15.5
0	0	0	-1	0	50.4	1179	18.6	2.5	0.40	0.72	1.7	94.8	77.8	16.3
0	0	0	0	1	50.2	1126	16.8	2.9	0.10	0.88	0.6	95.3	79.3	17.0
0	0	0	0	-1	50.8	1274	16.9	3.7	0.26	0.98	1.4	97.6	77.3	18.7
0	0	0	0	0	49.7	1081	17.0	3.0	0.15	1.07	1.5	94.9	77.0	17.4

Table 3: Equations yielded for each dependent variable.

Eq.	Equation	r ²	F
1	$YI = 50.00 - 4.57X_T - 2.31X_t - 5.72X_A - 0.70X_E - 0.46X_{WD} + 1.03X_TX_T + 1.33X_AX_A + 0.97X_TX_t - 1.31X_TX_A + 1.12X_TX_E - 0.57X_tX_A - 0.87X_AX_E - 0.52X_AX_{WD}$	0.99	124.6
2	$VI = 1329 + 217 X_T - 179 X_T^2 + 202 X_t^2 - 184 X_{WD}^2 - 120 X_TX_A - 189 X_TX_{WD} - 147 X_tX_E + 83,6 X_AX_E + 113 X_EX_{WD}$	0.95	35.4
3	$KI = 14.22 - 17.20X_T - 7.64X_t - 10.44X_A - 2.06X_E + 18.17X_TX_T + 10.15X_AX_A + 8.77X_TX_t - 5.65X_TX_A + 3.28X_TX_E + 5.04X_TX_{WD} - 13.21X_tX_A - 2.81X_tX_E - 2.26X_tX_{WD} + 3.02X_AX_E + 3.17X_AX_{WD} + 13.65X_EX_{WD}$	0.99	115.9
4	$SS = 3.04 - 0.097X_t - 0.707X_A - 0.307X_E - 0.307X_{WD} - 0.234X_tX_t + 0.831X_AX_A - 0.324X_EX_E + 0.256X_{WD}X_{WD} + 0.206X_TX_t - 0.126X_TX_A + 0.094X_tX_A + 0.096X_tX_E - 0.199X_tX_{WD} - 0.451X_AX_E - 0.166X_AX_{WD}$	0.99	75.6
5	$EBE = 0,279 + 0,161 X_T + 0,087 X_t - 0,265 X_A - 0,061X_E - 0,084 X_{WD} + 0,072 X_t^2 + 0,187 X_A^2 + 0,182 X_E^2 - 0,100 X_{WD}^2 + 0,063 X_TX_t - 0,153 X_TX_A + 0,067 X_TX_E - 0,127 X_TX_{WD} - 0,132 X_tX_A + 0,096 X_tX_E - 0,048 X_tX_{WD} + 0,037 X_AX_E + 0,123 X_AX_{WD} + 0,016 X_EX_{WD}$	0.99	2601
6	$HW = 0,804 - 0,173 X_T - 0,161 X_t - 0,212 X_A + 0,136 X_E - 0,086 X_{WD} - 0,273 X_E^2 + 0,116 X_{WD}^2 - 0,049 X_TX_A - 0,037 X_TX_E + 0,271 X_TX_{WD} + 0,46 X_tX_A - 0,054 X_tX_E + 0,045 X_tX_{WD} - 0,055 X_AX_E - 0,112 X_AX_{WD}$	0.99	263.4
7	$LI = 0,51 - 1,05 X_T - 0,94 X_t - 1,87 X_A - 0,43 X_E - 0,36 X_{WD} + 1,39 X_T^2 + 2,27 X_A^2 + 0,40 X_{WD}^2 + 1,52 X_TX_t + 0,38 X_TX_A + 0,61 X_TX_E + 0,98 X_TX_{WD} - 0,19 X_tX_A + 0,80 X_tX_E + 0,67 X_tX_{WD} - 0,47 X_AX_E - 0,35 X_AX_{WD} + 0,64 X_EX_{WD}$	0.99	433.2
8	$HO = 95.01 + 1.69X_T + 0.92X_t + 3.61X_A - 3.11X_AX_A - 0.70X_TX_t - 0.78X_TX_A$	0.95	65.5
9	$a-C = 78.69 - 0.81X_T - 0.91X_t + 0.56X_A - 2.68X_E + 1.17X_{WD} - 2.07X_TX_T - 2.82X_tX_t - 2.07X_AX_A - 1.73X_EX_E - 1.20X_TX_t - 4.04X_TX_A - 1.92X_TX_E - 1.72X_TX_{WD} - 0.65X_tX_A - 1.01X_tX_E - 2.46X_tX_{WD} - 1.20X_AX_E + 0.51X_AX_{WD}$	0.99	97.0
10	$TI = 17.34 + 1.83X_T + 1.46X_t + 0.75X_A - 2.79X_AX_A - 1.97X_EX_E - 0.66X_TX_t - 0.94X_tX_E + 0.94X_AX_E + 0.90X_AX_{WD}$	0.93	26.5