

Kutkins- A Review of Chemistry and Pharmacology

Author: Dr Amrit Pal Singh, B.A.M.S, M.D (Alternative Medicine).

Address for correspondence:
Dr. Amrit Pal Singh
House No.2101, Phase-7
Mohali, India,160062
Email: amritpal2101@yahoo.com

Abstract

Kutkins are group of pharmacologically active compounds present in *Picrorhiza kurroa* Royle (Scrophulariaceae). *Picrorhiza kurroa* is traditionally known as kutki and has intense bitter taste. In Ayurveda *Picrorhiza kurroa* is a reputed remedy for the treatment of liver diseases. The chemical composition of the *Picrorhiza* has been studied and active constituents are group of iridoid glycosides known as picrosides and kutkosides. The mechanism of action of kutkins appears to the same as that of silymarin (active constituent and hepatoprotective constituent of *Silybum marianum*). Studies have shown that kutkins are more potent than silymarin as far as hepatoprotective activity is concerned.

Keywords: Hepatoprotective/*Picrorhiza kurroa*/Kutkin.

Introduction:

Picrorhiza kurroa Royle is a distinguished medicinal herb of Ayurveda. It has been described under the group of bitter drugs. *Picrorhiza kurroa* is a small perennial herb that grows in hilly parts of India particular in Himalayas between 3000 and 5000 meters. It is an established herbal remedy for variety of disease ranging from indigestion to hepatitis. Modern clinical studies have confirmed the efficacy and safety of *Picrorhiza kurroa* for the treatment of liver disease. The roots and rhizomes are used in medicinally important parts. Powder, decoction, infusion, confection, and alcoholic extract of the drug are prescribed in Ayurveda and Homeopathy.

Botany:

Picrorhiza kurroa has a long, creeping rootstock that is bitter in taste, and grows in rock crevices and moist, sandy soil. The leaves of the plant are flat, oval, and sharply serrated. The flowers, which appear June through August, are white or pale purple and borne on a tall spike; manual harvesting of the plant takes place October through December.

Chemistry:

The chemistry of *Picrorhiza kurroa* is complex. The active constituent is known kutkin and is a mixture of:

- A. Kutkoside
- B. Picroside.

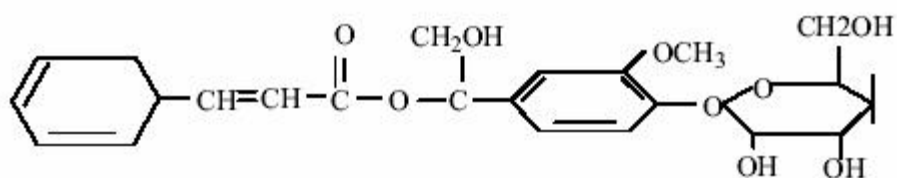
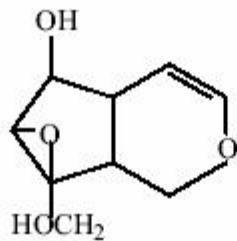
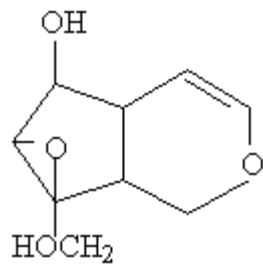
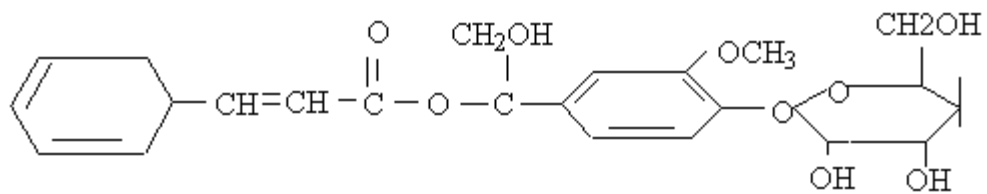


Fig 1. Structure of Kutkins(Kutkosides and Picosides).



Picosides are iridoid glycosides and have been further divided into picosides I, II, and III.

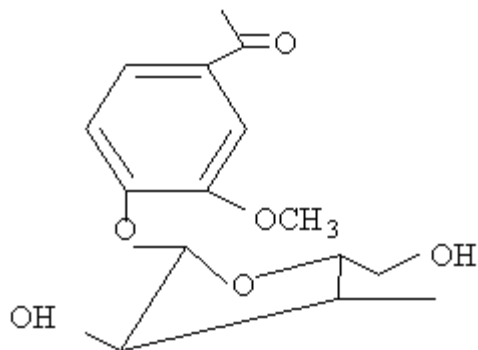


Fig 3. Structure of Androsin

Other constituents are apocynin, andorsin, and cucurbitacin glycosides.

Pharmacologically, Kutkin (Picrosides and kutkosides) has hepatoprotective activity. Apocynin is a potent NADPH oxidase inhibitor and has anti-oxidant and anti-inflammatory activity. Androsin has anti-asthmatic effect.

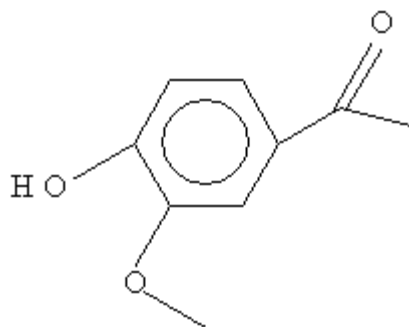


Fig 2: Structure of Apocynin

A colorimetric method has been developed for the analysis of the total iridoid content of the rhizomes of Picrorhiza Kurroa in terms of catalpol.

Pharmacology:

Some herbalists have described Picrorhiza kurroa as liver herb. Today we have estimated active constituents of the drug, which may be responsible for the hepatoprotective activity of the drug. Most of the studies have shown Picrorhiza kurroa extract (standardized to kutkin content) has potential hepatoprotective activity as compared to placebo.

- Kutkin from Picrorhiza kurroa has shown significant curative activity in vitro in primary cultured rat hepatocytes against toxicity induced by thioacetamide, galactosamine, and carbon tetrachloride.
- Liver injury was induced in 16 mice by thrice-a-week injection of carbon tetrachloride (CCl₄) for nine weeks. Eight of them were given daily feeding of Picrorhiza kurroa extract (12 mg/Kg) 10 days prior to CCl₄ injection. Control mice (n = 6) were injected with olive oil for the same period. Serum markers of liver injury and histology of liver tissues were studied. Hepatic glutathione, total thiol, glucose 6-phosphate dehydrogenase, catalase, lipid peroxidation and plasma membrane-bound Na⁺/K⁺ ATPase were also determined. The extract of Picrorhiza kurroa appears to offer significant protection against liver damage by CCl₄.
- In another study, the active constituent of Picrorhiza kurroa, showed a dose dependent hepatoprotective activity against oxytetracycline induced hepatic damage in rats.
- In a randomised, double-blind placebo controlled trial in patients diagnosed to have acute viral hepatitis, Picrorhiza kurroa root powder 375 mg three times a day was given for 2 weeks or a matching placebo was given. Difference in values of bilirubin, SGOT and SGPT was significant between placebo and Pk groups.

Kutkin vs. silymarin:

Silymarin is a well-known hepatoprotective agent. Silymarin is a flavonol- lignan mixture obtained from seeds of *Silybum marianum*. Silymarin is a mixture of silybin, isosilybin, silychristin and silydianin. Silybin A and B are collectively known as silibinin. Randomized, controlled trials have proved efficacy of silymarin in liver diseases.

Picrorhiza kurroa, when compared with silymarin, the hepatoprotective effect of *Picrorhiza kurroa* was found to be similar, or in many cases, superior to the effect of *Silybum marianum*.

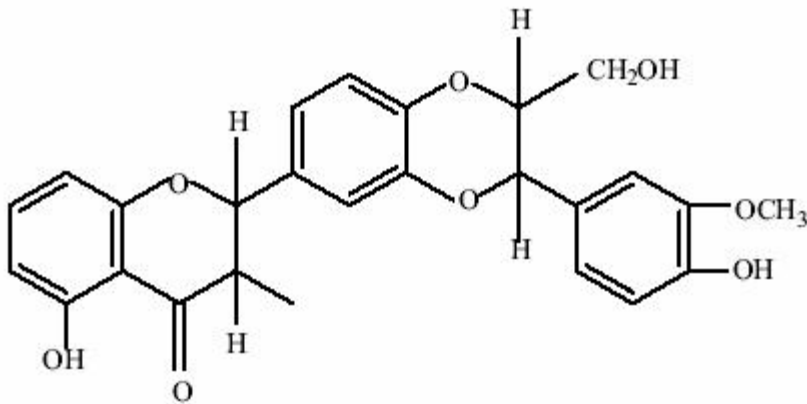


Fig 3: Structure of Silymarin

Mechanism of action:

The mechanism of action of *Picrorhiza kurroa* is not established.

The therapeutic activity of the drug may be based on two mechanisms:

1. Kutkins alter the structure of the outer membrane of the hepatocytes in such a way as to prevent penetration of the liver toxin into the interior of the cell.
2. Kutkins stimulate the action of nucleolar polymerase A, resulting in ribosomal protein synthesis and, thus stimulates the regenerative ability of the liver and formation of new hepatocytes.
3. Apocynin, is one of its constituents, has been found to exhibit powerful anti-inflammatory effects on a variety of inflammatory models.

Conclusion:

Mono- and polyherbal preparations with potent hepatoprotective activity have been used in various liver disorders, More than 700 mono- and polyherbal preparations in the form of decoction, tincture, tablets and capsules from more than 100 plants are in clinical use. Silymarin has emerged as potential candidate with hepatoprotective agent. Kutkins have significant, even better hepatoprotective activity than silymarin and the drug should be screened for large-scale clinical trials.

References:

1. Krishnamurthy A. (1969) *The Wealth of India* vol VIII. New Delhi, Publication and Information Directorate, Council of Scientific and Industrial Research, 49.
2. Luper S. (1998) A review of plants used in the treatment of liver disease: part
Southwest College of Naturopathic Medicine: 2140 East Broadway Rd. Tempe, AZ 85282, USA. *Altern Med Rev.* Dec; 3(6): 410-21.
3. Nadkarni KM, Nadkarni AK. (1976) *Indian Materia Medica*. Bombay, Popular Prakashan, 953-5.
4. Narayanan P, Akamanchi KG. (2003) Colorimetric estimation of total iridoid content of *Picrorhiza kurroa*. University Department of Chemical Technology, Matunga, Mumbai 400019, India. *J Asian Nat Prod Res.* Jun; 5(2): 105-11.
5. Pandey BL, Das PK. (1989) Immunopharmacological studies on *Picrorhiza kurroa* Royle-ex-Benth. Part IV: Cellular mechanisms of anti-inflammatory action. *Indian J Physiol Pharmacol*; 33:28-30.
6. Ram VJ. (2001) Herbal preparations as a source of hepatoprotective agents. Medicinal Chemistry Division, Central Drug Research Institute, Lucknow, India. *Drug News Perspect.* Aug; 14(6): 353-63.
7. Saraswat B, Visen PK, Patnaik GK, Dhawan BN. (1997) Protective effect of picroliv, active constituent of *Picrorhiza kurroa*, against oxytetracycline induced hepatic damage. ICMR Centre for Advanced Pharmacological Research on Traditional Remedies, Central Drug Research Institute, Lucknow, India. *Indian J Exp Biol.* Dec; 35(12): 1302-5.
8. Santra A, Das S, Maity A, Rao SB, Mazumder DN. (1998) Prevention of carbon tetrachloride-induced hepatic injury in mice by *Picrorhiza kurroa*. Department of Gastroenterology, Institute of Post Graduate Medical Education and Research, Calcutta. *Indian J Gastroenterol.* Jan; 17(1): 6-9.
9. Singh V, Kapoor NK, Dhawan BN. (1992) Effect of picroliv on protein and nucleic acid synthesis. *Indian J Exp Biol*; 30:68-69.
10. Stuppner H, Wagner H. (1989). New cucurbitacin glycosides from *Picrorhiza kurroa*. *Planta Med*; 55:559-563.
11. Vaidya AB, Antarkar DS, Doshi JC, Bhatt AD, Ramesh V, Vora PV, Perissond D, Baxi AJ, Kale PM. (1996) *Picrorhiza kurroa* (Kutaki) Royle ex Benth as a hepatoprotective agent--experimental & clinical studies. Ciba Research Centre, Goregaon, Bombay. *J Postgrad Med.* Oct-Dec; 42(4): 105-8.
12. Visen PK, Saraswat B, Dhawan BN. (1998) Curative effect of picroliv on primary cultured rat hepatocytes against different hepatotoxins: an in vitro study. Division of Pharmacology, Central Drug Research Institute, Lucknow, UP, India. *J Pharmacol Toxicol Methods.* Oct; 40(3): 173-9.
13. Weinges K, Kloss P, Henkels WD. (1972) Natural products from medicinal plants. XVII. Picroside-II, a new 6-vanilloyl-catapol from *Picrorhiza kurroa* Royle and Benth. *Justus Liebigs Ann Chem*; 759:173-182.